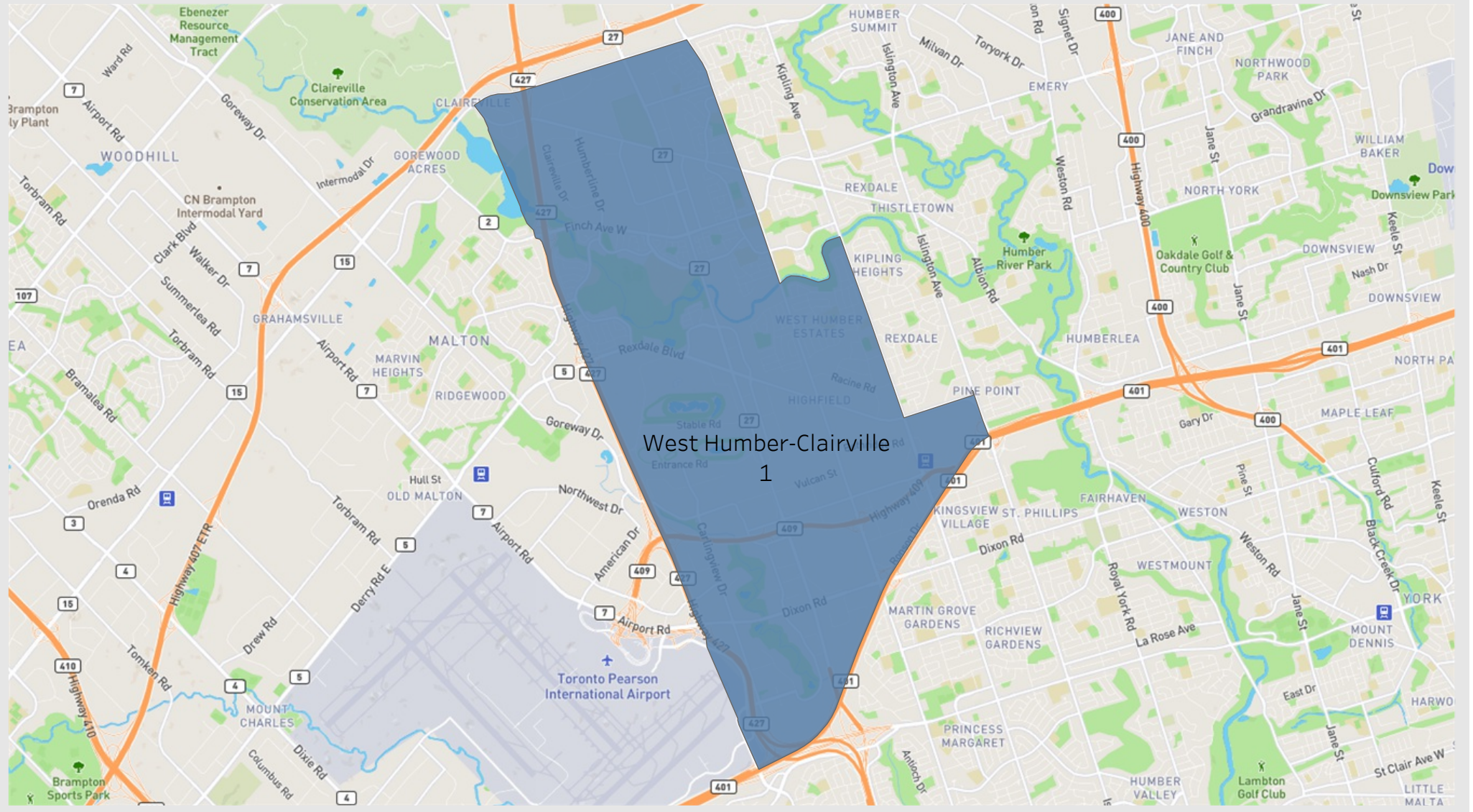
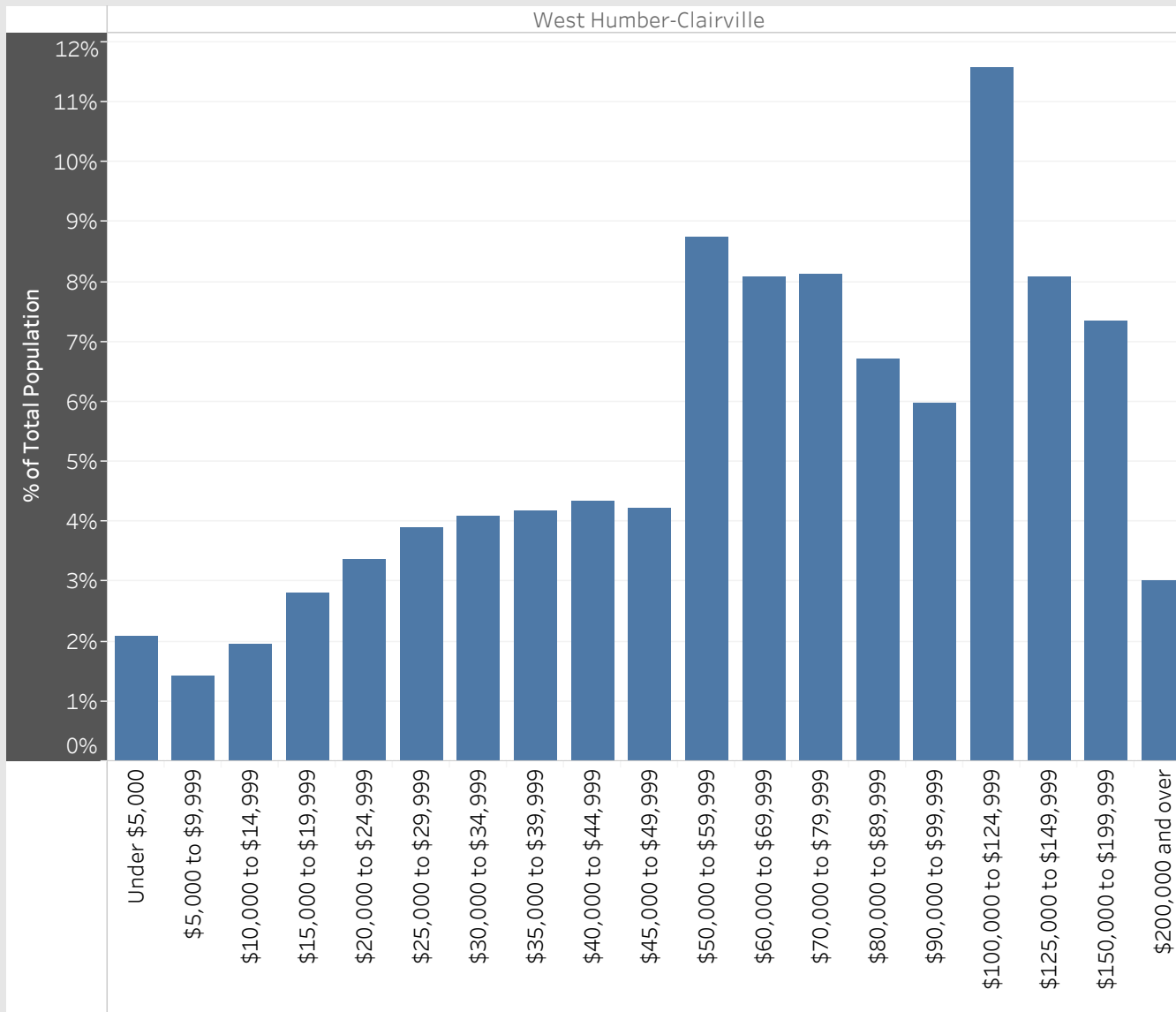


West Humber-Clairville
Neighbourhood Breakdown
July 1st, 2015 - March 31st, 2018

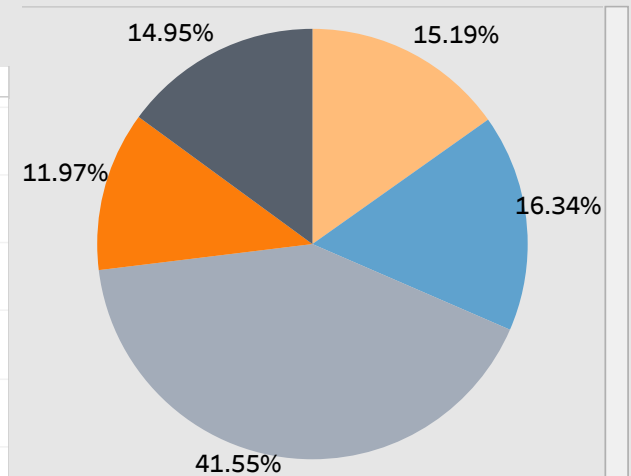


2016 StatsCan Data

Household Income in West Humber-Clairville



Age

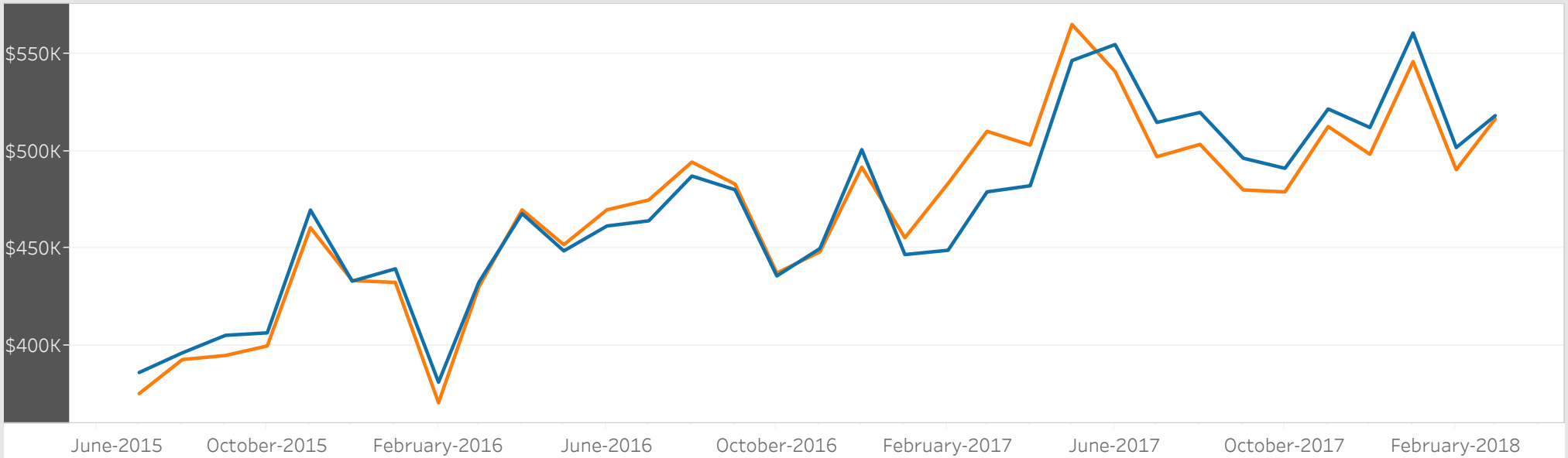


- Children (0-14 years)
- Youth (15-24 years)
- Working Age (25-54 years)
- Pre-retirement (55-64 years)
- Seniors (65+ years)

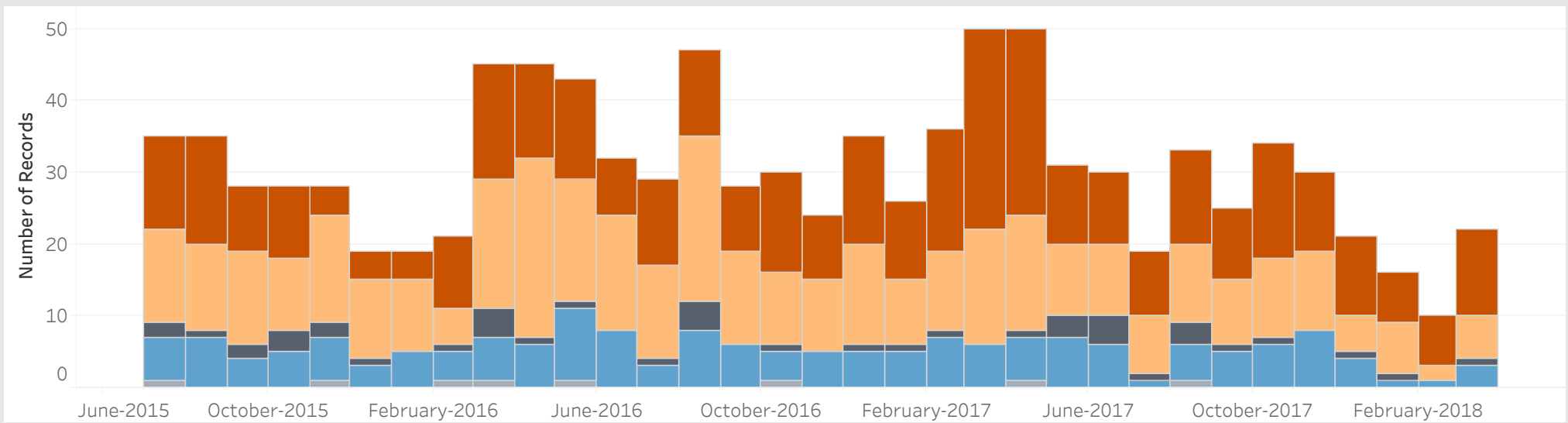
Visible Minorities

South Asian	42.34%
Black	19.04%
Not a visible minority	18.07%
Filipino	4.91%
Visible minority; n.i.e.	4.67%
Latin American	3.95%
Multiple visible minorities	2.08%
Southeast Asian	1.49%
Chinese	1.43%
West Asian	0.91%
Arab	0.73%
Japanese	0.18%
Korean	0.18%

Average Sold Price vs. Average Ask Price in West Humber-Clairville



Properties Sold in West Humber-Clairville by Month



Data

Month, Day, Year of Sold Date	Address1	Property Type	Bedrooms	Washrooms	Days on the Market	List Price	Sold Price
1 July, 2015	1725, 700 Humberwood Blvd, Toronto	Condo	1	1	16	\$255K	\$246K
2 July, 2015	538 Silverstone Dr, Toronto	Detached	3	3	44	\$462K	\$447K
	1511, 710 Humberwood Blvd, Toronto	Condo	1	2	43	\$280K	\$272K
	1827, 700 Humberwood Blvd, Toronto	Condo	1	2	14	\$289K	\$285K
3 July, 2015	71 Kittiwake Ave, Toronto	Semi-Detached	3	2	26	\$525K	\$511K
5 July, 2015	501, 6 Humberline Dr, Toronto	Condo	1	2	4	\$260K	\$258K
6 July, 2015	404, 600 Rexdale Blvd, Toronto	Condo	2	2	4	\$190K	\$172K
7 July, 2015	402, 710 Humberwood Blvd, Toronto	Condo	1	2	23	\$269K	\$262K
	2816, 700 Humberwood Blvd, Toronto	Condo	1	1	15	\$209K	\$200K
8 July, 2015	80 Avening Dr, Toronto	Detached	4	3	3	\$549K	\$540K
10 July, 2015	33, 452 Silverstone Dr, Toronto	Townhouse	4	2	1	\$350K	\$335K
11 July, 2015	65 Holyoake Cres, Toronto	Detached	4	6	3	\$729K	\$725K
	98 Cabernet Circ, Toronto	Detached	3	3	5	\$525K	\$518K
14 July, 2015	20 Loire Crt, Toronto	Detached	4	4	22	\$540K	\$535K
15 July, 2015	42 Marlebon Rd, Toronto	Semi-Detached	4	3	15	\$479K	\$513K
16 July, 2015	11 Glen Hollow Ave, Toronto	Detached	4	2	14	\$495K	\$485K
	31 Shalom Cres, Toronto	Detached	4	3	11	\$525K	\$515K
	101 Autumn Glen Circ, Toronto	Detached	3	2	11	\$486K	\$485K
	107, 250 John Garland Blvd, Toronto	Townhouse	3	2	51	\$183K	\$173K
	605, 600 Rexdale Blvd, Toronto	Condo	2	2	95	\$199K	\$199K
21 July, 2015	57 Briarwood Ave, Toronto	Other	3	3	10	\$475K	\$475K
	410, 6 Humberline Dr, Toronto	Condo	1	1	23	\$189K	\$184K
	1513, 710 Humberwood Blvd, Toronto	Condo	1	2	20	\$360K	\$355K
22 July, 2015	15, 1720 Albion Rd, Toronto	Townhouse	3	3	10	\$340K	\$337K
23 July, 2015	1607, 710 Humberwood Blvd, Toronto	Condo	1	2	16	\$285K	\$170K
	2220, 700 Humberwood Blvd, Toronto	Condo	1	2	14	\$289K	\$287K
25 July, 2015	40 Lexington Ave, Toronto	Detached	3	3	2	\$570K	\$543K
28 July, 2015	29 Halesia Dr, Toronto	Detached	4	4	9	\$555K	\$545K

Data

Month, Day, Year of Sold Date	Address1	Property Type	Bedrooms	Washrooms	Days on the Market	List Price	Sold Price
28 July, 2015	145, 254 John Garland Blvd, Toronto	Townhouse	4	3	44	\$172K	\$149K
	244, 260 John Garland Blvd, Toronto	Townhouse	3	2	44	\$172K	\$149K
29 July, 2015	5, 437 Silverstone Dr, Toronto	Townhouse	3	3	15	\$340K	\$325K
	171 Cinrickbar Dr, Toronto	Detached	3	4	7	\$640K	\$645K
	2414, 710 Humberwood Blvd, Toronto	Condo	1	2	104	\$300K	\$288K
30 July, 2015	59 Cabernet Circ, Toronto	Detached	3	3	9	\$520K	\$517K
	75 Cabernet Circ, Toronto	Detached	3	2	25	\$510K	\$491K
1 August, 2015	2009, 710 Humberwood Blvd, Toronto	Condo	1	1	86	\$210K	\$205K
2 August, 2015	920, 700 Humberwood Blvd, Toronto	Condo	1	2	28	\$290K	\$281K
3 August, 2015	11 Thyme Crt, Toronto	Semi-Detached	3	2	7	\$480K	\$500K
	15 Mare Cres, Toronto	Townhouse	3	4	24	\$470K	\$445K
	2025, 700 Humberwood Blvd, Toronto	Condo	1	1	38	\$257K	\$255K
	Ph23, 700 Humberwood Blvd, Toronto	Condo	1	1	4	\$240K	\$237K
4 August, 2015	36 Cassis Dr, Toronto	Detached	3	4	31	\$585K	\$543K
5 August, 2015	109 Upper Humber Dr, Toronto	Detached	3	4	10	\$675K	\$672K
	2930, 700 Humberwood Blvd, Toronto	Condo	1	1	70	\$270K	\$263K
6 August, 2015	104, 250 John Garland Blvd, Toronto	Townhouse	3	3	72	\$175K	\$167K
7 August, 2015	1223, 700 Humberwood Blvd, Toronto	Condo	1	1	10	\$235K	\$230K
	1827, 700 Humberwood Blvd, Toronto	Condo	1	2	2	\$290K	\$283K
8 August, 2015	231 Jeffcoat Dr, Toronto	Detached	4	3	13	\$549K	\$617K
	419A, 700 Humberwood Blvd, Toronto	Condo	1	1	33	\$260K	\$248K
9 August, 2015	44 Guinness Ave, Toronto	Detached	4	3	18	\$625K	\$618K
	909, 6 Humberline Dr, Toronto	Condo	1	2	143	\$275K	\$270K
11 August, 2015	62, 2016 Martin Grove Rd, Toronto	Townhouse	3	2	19	\$354K	\$350K
12 August, 2015	139, 24 Litchfield Crt, Toronto	Townhouse	3	3	7	\$320K	\$325K
	1512, 710 Humberwood Blvd, Toronto	Condo	1	2	28	\$319K	\$316K
13 August, 2015	5 Saraband St, Toronto	Detached	3	2	29	\$535K	\$500K
15 August, 2015	92 Cabernet Circ, Toronto	Detached	3	3	6	\$510K	\$505K

Data

Month, Day, Year of Sold Date	Address1	Property Type	Bedrooms	Washrooms	Days on the Market	List Price	Sold Price
18 August, 2015	26 Braddock Rd, Toronto	Detached	3	2	12	\$550K	\$583K
19 August, 2015	24 Damascus Dr, Toronto	Detached	4	3	28	\$498K	\$495K
	26 Jansusie Rd, Toronto	Detached	3	2	2	\$500K	\$520K
	401, 710 Humberwood Blvd, Toronto	Condo	1	1	43	\$215K	\$210K
	1220, 700 Humberwood Blvd, Toronto	Condo	1	2	46	\$280K	\$275K
20 August, 2015	21 Tamarisk Dr, Toronto	Detached	3	2	25	\$610K	\$604K
24 August, 2015	30 Woolenscote Circ, Toronto	Detached	3	3	13	\$500K	\$485K
25 August, 2015	19, 47 Lexington Ave, Toronto	Townhouse	3	2	20	\$330K	\$330K
27 August, 2015	35 Banda Sq, Toronto	Detached	3	3	17	\$549K	\$540K
	804, 710 Humberwood Blvd, Toronto	Condo	1	2	17	\$285K	\$284K
30 August, 2015	19 Stallion Pl, Toronto	Townhouse	3	3	45	\$529K	\$508K
	48 Mattari Crt, Toronto	Townhouse	3	4	4	\$480K	\$487K
	428, 700 Humberwood Blvd, Toronto	Condo	1	2	16	\$300K	\$285K
31 August, 2015	2717, 700 Humberwood Blvd, Toronto	Condo	1	2	27	\$320K	\$313K
1 September, 2015	27 Woolenscote Circ, Toronto	Detached	3	3	6	\$527K	\$516K
2 September, 2015	6 Damascus Dr, Toronto	Detached	3	2	22	\$440K	\$404K
	9 Milkwood Ave, Toronto	Detached	3	3	26	\$554K	\$504K
3 September, 2015	21 Ixworth Rd, Toronto	Detached	4	2	9	\$600K	\$591K
	1509, 710 Humberwood Blvd, Toronto	Condo	1	1	93	\$214K	\$208K
5 September, 2015	3 Secretariat Dr, Toronto	Detached	4	4	4	\$769K	\$787K
6 September, 2015	301, 710 Humberwood Blvd, Toronto	Condo	1	1	55	\$210K	\$196K
10 September, 2015	151, 254 John Garland Blvd, Toronto	Townhouse	4	2	51	\$172K	\$160K
12 September, 2015	17 Elmvale Cres, Toronto	Detached	3	4	4	\$619K	\$602K
13 September, 2015	81 Sultan Pool Dr, Toronto	Detached	5	2	25	\$460K	\$467K
14 September, 2015	2109, 710 Humberwood Blvd, Toronto	Condo	1	1	85	\$213K	\$200K
15 September, 2015	22 Pergola Rd, Toronto	Detached	3	2	22	\$640K	\$630K
17 September, 2015	85 Alicewood Crt, Toronto	Semi-Detached	3	3	7	\$500K	\$496K
20 September, 2015	2127, 700 Humberwood Blvd, Toronto	Condo	1	2	54	\$308K	\$285K

Data

Month, Day, Year of Sold Date	Address1	Property Type	Bedrooms	Washrooms	Days on the Market	List Price	Sold Price
21 September, 2015	1422, 700 Humberwood Blvd, Toronto	Condo	1	1	26	\$219K	\$210K
22 September, 2015	7 Elmvale Cres, Toronto	Detached	3	2	22	\$550K	\$530K
26 September, 2015	327 Jeffcoat Dr, Toronto	Detached	3	2	4	\$589K	\$586K
27 September, 2015	135, 22 Litchfield Crt, Toronto	Townhouse	3	2	16	\$265K	\$253K
	236, 260 John Garland Blvd, Toronto	Townhouse	3	2	34	\$190K	\$190K
	240 Jeffcoat Dr, Toronto	Detached	3	3	2	\$499K	\$495K
	1105, 710 Humberwood Blvd, Toronto	Condo	1	2	48	\$305K	\$289K
	2226, 700 Humberwood Blvd, Toronto	Condo	1	1	3	\$245K	\$242K
28 September, 2015	20 Frost King Lane, Toronto	Semi-Detached	3	5	13	\$539K	\$535K
	70 Turnvale Rd, Toronto	Detached	3	2	62	\$550K	\$545K
29 September, 2015	95 Woolenscote Circ, Toronto	Detached	3	3	12	\$530K	\$520K
	810, 710 Humberwood Blvd, Toronto	Condo	1	1	67	\$216K	\$208K
30 September, 2015	191, 262 John Garland Ave, Toronto	Townhouse	3	2	26	\$215K	\$200K
	1901, 710 Humberwood Blvd, Toronto	Condo	1	1	1	\$210K	\$208K
3 October, 2015	1927, 700 Humberwood Blvd, Toronto	Condo	1	2	2	\$290K	\$290K
5 October, 2015	313, 710 Humberwood Blvd, Toronto	Condo	1	2	38	\$345K	\$345K
6 October, 2015	40, 433 Silverstone Dr, Toronto	Townhouse	3	2	7	\$310K	\$307K
	225, 260 John Garland Blvd, Toronto	Townhouse	3	2	13	\$159K	\$141K
8 October, 2015	2 Channing Pl, Toronto	Semi-Detached	3	2	3	\$500K	\$500K
	46 Millview Cres, Toronto	Detached	4	2	10	\$599K	\$576K
10 October, 2015	1612, 710 Humberwood Blvd, Toronto	Condo	1	2	10	\$319K	\$309K
12 October, 2015	19 Arborview Cres, Toronto	Detached	4	4	4	\$760K	\$793K
13 October, 2015	23 Millview Cres, Toronto	Detached	3	2	8	\$615K	\$590K
	39 Duntroon Cres, Toronto	Semi-Detached	3	2	20	\$500K	\$495K
14 October, 2015	76, 456 Silverstone Dr, Toronto	Townhouse	4	2	92	\$315K	\$309K
	115, 256 John Garland Blvd, Toronto	Townhouse	3	2	37	\$175K	\$170K
	#34, 452 Silverstone Dr, Toronto	Townhouse	4	3	7	\$350K	\$360K
15 October, 2015	33 Bucksburn Rd, Toronto	Detached	3	2	14	\$500K	\$480K

Data

Month, Day, Year of Sold Date	Address1	Property Type	Bedrooms	Washrooms	Days on the Market	List Price	Sold Price
16 October, 2015	22 Gunton Dr, Toronto	Detached	3	2	2	\$560K	\$570K
	1815, 710 Humberwood Blvd, Toronto	Condo	1	1	103	\$214K	\$206K
17 October, 2015	59 Amoro Dr, Toronto	Detached	3	2	4	\$569K	\$565K
18 October, 2015	2715, 710 Humberwood Blvd, Toronto	Condo	1	1	27	\$210K	\$208K
19 October, 2015	219A, 700 Humberwood Blvd, Toronto	Condo	1	1	29	\$259K	\$253K
20 October, 2015	229 Jeffcoat Dr, Toronto	Detached	3	2	2	\$500K	\$488K
22 October, 2015	11 Gwillam Crt, Toronto	Semi-Detached	4	2	18	\$440K	\$440K
	2427, 700 Humberwood Blvd, Toronto	Condo	1	2	29	\$290K	\$280K
23 October, 2015	81 Cabernet Circ, Toronto	Detached	3	3	17	\$520K	\$510K
28 October, 2015	9 Sonoma Way, Toronto	Detached	3	4	14	\$550K	\$538K
	18, 435 Silverstone Dr, Toronto	Condo	4	4	13	\$345K	\$340K
	1105, 6 Humberline Dr, Toronto	Condo	1	2	29	\$375K	\$345K
29 October, 2015	1607, 710 Humberwood Blvd, Toronto	Condo	1	2	7	\$275K	\$272K
31 October, 2015	134 Jeffcoat Dr, Toronto	Detached	3	2	38	\$540K	\$514K
1 November, 2015	71, 456 Silverstone Dr, Toronto	Townhouse	4	2	19	\$330K	\$325K
	1426, 700 Humberwood Blvd, Toronto	Condo	1	1	34	\$270K	\$266K
2 November, 2015	51 Westowanis Dr, Toronto	Semi-Detached	4	4	11	\$656K	\$651K
3 November, 2015	119 Jeffcoat Dr, Toronto	Detached	2	2	16	\$500K	\$502K
4 November, 2015	32 Tealham Dr, Toronto	Detached	3	3	48	\$556K	\$505K
	45 Countryman Circ, Toronto	Detached	3	4	10	\$500K	\$491K
5 November, 2015	110, 250 John Garland Blvd, Toronto	Townhouse	3	2	22	\$196K	\$186K
6 November, 2015	9 Charnleigh Crt, Toronto	Semi-Detached	4	3	16	\$480K	\$475K
	71 Mancroft Cres, Toronto	Other	3	2	3	\$499K	\$499K
8 November, 2015	87 John Garland Blvd, Toronto	Detached	3	2	39	\$550K	\$580K
9 November, 2015	2 Shady Glen Rd, Toronto	Detached	3	2	36	\$480K	\$475K
	39 Avening Dr, Toronto	Detached	3	2	14	\$550K	\$520K
11 November, 2015	29 Guinness Ave, Toronto	Detached	3	1	3	\$510K	\$490K
14 November, 2015	44, 431 Silverstone Dr, Toronto	Townhouse	3	3	41	\$289K	\$275K

Data

Month, Day, Year of Sold Date	Address1	Property Type	Bedrooms	Washrooms	Days on the Market	List Price	Sold Price
17 November, 2015	71 Bordeaux Crct, Toronto	Detached	3	4	57	\$520K	\$495K
18 November, 2015	78 Lexington Ave, Toronto	Detached	3	3	6	\$539K	\$550K
19 November, 2015	38 Provence Tr, Toronto	Detached	3	3	37	\$505K	\$500K
	45 Cinrickbar Dr, Toronto	Detached	4	4	29	\$800K	\$790K
	1717, 700 Humberwood Blvd, Toronto	Condo	1	2	40	\$320K	\$310K
22 November, 2015	17 Billcar Rd, Toronto	Detached	3	3	31	\$600K	\$584K
	101 Upper Humber Dr, Toronto	Detached	3	4	11	\$680K	\$662K
23 November, 2015	61, 39 Lexington Ave, Toronto	Townhouse	3	2	16	\$330K	\$330K
	2804, 710 Humberwood Blvd, Toronto	Condo	1	2	33	\$318K	\$310K
24 November, 2015	10, 437 Silverstone Dr, Toronto	Townhouse	3	2	23	\$309K	\$304K
	20 Guinness Ave, Toronto	Detached	4	2	3	\$520K	\$508K
28 November, 2015	79 Kearney Dr, Toronto	Detached	3	2	34	\$550K	\$538K
29 November, 2015	62 Mare Cres, Toronto	Townhouse	3	3	57	\$500K	\$493K
30 November, 2015	1407, 710 Humberwood Blvd, Toronto	Condo	1	2	33	\$297K	\$285K
3 December, 2015	17 Banda Sq, Toronto	Detached	4	3	64	\$599K	\$640K
	17, 435 Silverstone Dr, Toronto	Condo	4	2	27	\$290K	\$240K
	230 John Garland Blvd, Toronto	Detached	3	2	15	\$515K	\$502K
6 December, 2015	54 Lexington Ave, Toronto	Detached	4	2	21	\$425K	\$516K
7 December, 2015	204, 262 John Garland Blvd, Toronto	Townhouse	3	2	45	\$200K	\$190K
9 December, 2015	19 Ixworth Rd, Toronto	Detached	2	1	2	\$435K	\$485K
	75, 456 Silverstone Dr, Toronto	Townhouse	4	2	16	\$305K	\$288K
10 December, 2015	14, 242 John Garland Blvd, Toronto	Townhouse	3	2	88	\$160K	\$140K
	79 Alicewood Crt, Toronto	Detached	6	4	92	\$679K	\$668K
11 December, 2015	37 Mancroft Cres, Toronto	Detached	3	2	1	\$489K	\$520K
12 December, 2015	5 Mosswood Lane, Toronto	Detached	3	3	6	\$640K	\$630K
16 December, 2015	48 Autumn Glen Circ, Toronto	Detached	3	2	30	\$579K	\$555K
	1721, 700 Humberwood Blvd, Toronto	Condo	1	1	154	\$220K	\$212K
24 December, 2015	4 Provence Tr, Toronto	Detached	3	3	16	\$525K	\$524K

Data

Month, Day, Year of Sold Date	Address1	Property Type	Bedrooms	Washrooms	Days on the Market	List Price	Sold Price
26 December, 2015	3 Stonecrop Lane, Toronto	Detached	3	2	29	\$550K	\$495K
28 December, 2015	617, 700 Humberwood Blvd, Toronto	Condo	1	2	19	\$330K	\$327K
29 December, 2015	2 Gwilliam Crt, Toronto	Semi-Detached	3	2	7	\$500K	\$514K
	110 Jeffcoat Dr, Toronto	Detached	3	2	10	\$559K	\$563K
	1503, 710 Humberwood Blvd, Toronto	Condo	1	1	30	\$230K	\$227K
2 January, 2016	20 Duntroon Cres, Toronto	Detached	3	2	30	\$575K	\$560K
5 January, 2016	425, 700 Humberwood Blvd, Toronto	Condo	1	1	22	\$250K	\$248K
7 January, 2016	11 Kiskadee Dr, Toronto	Detached	4	3	46	\$660K	\$647K
	30, 23 Tealham Dr, Toronto	Townhouse	2	2	18	\$299K	\$296K
	46 Lexington Ave, Toronto	Detached	4	4	29	\$639K	\$618K
8 January, 2016	14 Mare Cres, Toronto	Townhouse	3	4	14	\$510K	\$511K
	G14, 710 Humberwood Blvd, Toronto	Condo	1	2	24	\$256K	\$249K
9 January, 2016	2013, 710 Humberwood Blvd, Toronto	Condo	1	2	2	\$360K	\$355K
12 January, 2016	26, 1730 Albion Rd, Toronto	Townhouse	3	3	3	\$280K	\$278K
13 January, 2016	17 Ixworth Rd, Toronto	Detached	2	2	3	\$500K	\$525K
15 January, 2016	4 Corylus Crt, Toronto	Detached	3	2	12	\$570K	\$557K
	2610, 710 Humberwood Blvd, Toronto	Condo	1	1	56	\$215K	\$210K
17 January, 2016	16, 242 John Garland Blvd, Toronto	Townhouse	3	2	26	\$209K	\$187K
21 January, 2016	27 Helmsdale Cres	Detached	3	2	47	\$660K	\$643K
22 January, 2016	17 Dittmer Cres	Detached	3	2	88	\$580K	\$575K
25 January, 2016	23 Milkwood Ave	Detached	4	3	6	\$500K	\$536K
26 January, 2016	85 Woolenscote Circ	Detached	3	3	43	\$519K	\$495K
27 January, 2016	24 Heatherglen Rd	Detached	3	2	79	\$590K	\$558K
29 January, 2016	190, 262 John Garland Blvd	Townhouse	3	2	84	\$179K	\$170K
1 February, 2016	2931, 700 Humberwood Blvd	Condo	1	1	4	\$225K	\$223K
3 February, 2016	204 Jeffcoat Dr	Detached	3	2	13	\$610K	\$590K
	324, 700 Humberwood Blvd	Condo	2	2	25	\$310K	\$305K
5 February, 2016	Ph4, 710 Humberwood Blvd	Condo	2	2	28	\$337K	\$327K

Data

Month, Day, Year of Sold Date	Address1	Property Type	Bedrooms	Washrooms	Days on the Market	List Price	Sold Price
8 February, 2016	2523, 700 Humberwood Blvd	Condo	1	1	83	\$190K	\$180K
9 February, 2016	32, 433 Silverstone Dr	Townhouse	3	2	17	\$260K	\$274K
	34 Shalom Cres	Detached	4	3	6	\$580K	\$565K
	107, 10 Litchfield Crt	Townhouse	3	3	29	\$300K	\$290K
10 February, 2016	19 Holyoake Cres	Detached	4	4	2	\$800K	\$785K
	Ph22, 700 Humberwood Blvd	Condo	1	1	27	\$257K	\$247K
11 February, 2016	41 Bankview Circ	Detached	4	5	30	\$849K	\$815K
12 February, 2016	718, 700 Humberwood Blvd	Condo	2	2	14	\$298K	\$295K
	2401, 710 Humberwood Blvd	Condo	1	1	1	\$218K	\$214K
14 February, 2016	204, 6 Humberline Dr	Condo	1	1	2	\$190K	\$177K
17 February, 2016	378 Silverstone Dr	Detached	3	2	1	\$560K	\$550K
18 February, 2016	135, 22 Litchfield Crt	Townhouse	3	3	20	\$360K	\$352K
19 February, 2016	69 Woolenscote Circ	Other	3	3	2	\$509K	\$499K
	420, 700 Humberwood Blvd	Condo	2	2	7	\$309K	\$312K
20 February, 2016	172, 252 John Garland Blvd	Townhouse	3	2	28	\$199K	\$193K
21 February, 2016	406, 2645 Kipling Ave	Condo	3	2	75	\$135K	\$129K
23 February, 2016	12 Rathlyn Crt	Semi-Detached	4	2	10	\$509K	\$460K
3 March, 2016	20 Bordeaux Circ	Detached	3	4	6	\$600K	\$591K
	39 Bucksburn Rd	Detached	4	4	2	\$630K	\$618K
	125 Alicewood Crt	Semi-Detached	3	2	8	\$509K	\$505K
4 March, 2016	6 Bordeaux Crct	Detached	3	3	11	\$560K	\$560K
	1712, 710 Humberwood Blvd	Condo	2	2	16	\$328K	\$334K
5 March, 2016	2310, 710 Humberwood Blvd	Condo	1	1	44	\$229K	\$224K
6 March, 2016	8 Slane Crt	Detached	3	3	2	\$648K	\$622K
	31 Duntroon Cres	Semi-Detached	4	3	3	\$500K	\$545K
	39, 69 Lexington Ave	Townhouse	3	2	18	\$335K	\$319K
7 March, 2016	147, 254 John Garland Blvd	Townhouse	4	3	26	\$134K	\$153K
8 March, 2016	2021, 700 Humberwood Blvd	Condo	1	1	20	\$223K	\$222K

Data

Month, Day, Year of Sold Date	Address1	Property Type	Bedrooms	Washrooms	Days on the Market	List Price	Sold Price
9 March, 2016	6 Waterbeach Cres	Detached	3	2	1	\$510K	\$560K
	613, 710 Humberwood Blvd	Condo	3	2	6	\$355K	\$350K
	829, 700 Humberwood Blvd	Condo	1	1	13	\$235K	\$232K
10 March, 2016	27 Ixworth Rd	Detached	2	2	0	\$500K	\$513K
	63 Westhumber Blvd	Detached	3	2	16	\$600K	\$595K
	251, 258 John Garland Blvd	Townhouse	3	2	3	\$160K	\$160K
11 March, 2016	4 Auld Croft Rd	Detached	3	3	3	\$500K	\$528K
	11 Woodsvie Ave	Detached	3	3	12	\$600K	\$571K
	1224, 700 Humberwood Blvd	Condo	2	2	14	\$309K	\$314K
12 March, 2016	24 Holbeach Rd, Toronto	Detached	3	3	41	\$580K	\$553K
13 March, 2016	15 Woolenscote Circ	Other	5	4	37	\$569K	\$540K
14 March, 2016	6 Stonecrop Lane	Detached	3	4	6	\$565K	\$582K
	2105, 710 Humberwood Blvd	Condo	2	2	38	\$315K	\$307K
16 March, 2016	46 Barolo Rd	Detached	3	3	3	\$530K	\$545K
18 March, 2016	129, 700 Humberwood Blvd	Condo	1	1	24	\$225K	\$221K
	710, 710 Humberwood Blvd	Condo	1	1	10	\$220K	\$209K
20 March, 2016	9 Cinrickbar Dr	Detached	4	4	4	\$840K	\$819K
	908, 710 Humberwood Blvd	Condo	1	1	21	\$236K	\$235K
21 March, 2016	42 Kittiwake Ave	Semi-Detached	4	3	2	\$600K	\$600K
22 March, 2016	24 Holyoake Cres	Detached	4	4	8	\$800K	\$793K
	44, 431 Silverstone Dr	Townhouse	3	3	25	\$319K	\$300K
23 March, 2016	11 Mosque Cres	Detached	2	2	29	\$475K	\$470K
	21 Pedigree Mews	Semi-Detached	3	4	16	\$550K	\$549K
	504, 710 Humberwood Blvd	Condo	2	2	9	\$325K	\$325K
24 March, 2016	15 Beulah St	Detached	3	3	24	\$500K	\$510K
	503, 710 Humberwood Blvd	Condo	1	1	12	\$230K	\$230K
25 March, 2016	12 Delsing Dr	Detached	4	3	15	\$650K	\$632K
28 March, 2016	16 Mare Cres	Townhouse	3	3	7	\$520K	\$507K

Data

Month, Day, Year of Sold Date	Address1	Property Type	Bedrooms	Washrooms	Days on the Market	List Price	Sold Price
28 March, 2016	33 Braddock Rd	Detached	3	3	19	\$639K	\$625K
	804, 600 Rexdale Blvd	Condo	2	2	40	\$190K	\$185K
29 March, 2016	1019A, 700 Humberwood Blvd	Condo	2	1	26	\$270K	\$260K
30 March, 2016	14, 1720 Albion Rd	Townhouse	3	3	19	\$350K	\$345K
31 March, 2016	1126, 700 Humberwood Blvd	Condo	2	1	19	\$270K	\$270K
	2510, 710 Humberwood Blvd	Condo	1	1	16	\$235K	\$232K
1 April, 2016	62 Jeffcoat Dr	Detached	3	2	2	\$649K	\$635K
2 April, 2016	160 Cinrickbar Dr	Detached	3	3	17	\$675K	\$665K
	2010, 710 Humberwood Blvd	Condo	1	1	3	\$226K	\$230K
3 April, 2016	19 Ixworth Rd	Detached	3	2	2	\$630K	\$635K
4 April, 2016	8 Aquila Crt	Detached	3	2	6	\$600K	\$616K
6 April, 2016	903, 710 Humberwood Blvd	Condo	1	1	9	\$238K	\$239K
8 April, 2016	29 Esther Lorrie Dr	Detached	4	2	9	\$600K	\$631K
	178, 252 John Garland Blvd	Townhouse	3	2	98	\$175K	\$170K
9 April, 2016	2924, 700 Humberwood Blvd	Condo	2	2	37	\$315K	\$308K
10 April, 2016	51 Kittiwake Ave	Semi-Detached	3	2	5	\$580K	\$567K
	113 Lexington Ave	Detached	3	3	3	\$550K	\$553K
11 April, 2016	75 Sultan Pool Dr	Detached	3	2	5	\$400K	\$463K
	108, 10 Litchfield Crt	Townhouse	3	3	44	\$310K	\$305K
12 April, 2016	2 Little River Cres	Detached	3	2	37	\$480K	\$466K
	110 Lexington Ave	Detached	4	3	6	\$650K	\$635K
	303, 6 Humberline Dr	Condo	1	1	22	\$190K	\$183K
	2430, 700 Humberwood Blvd	Condo	2	1	19	\$290K	\$289K
14 April, 2016	108 Jeffcoat Dr	Detached	3	2	0	\$520K	\$561K
	1718, 700 Humberwood Blvd	Condo	2	2	29	\$319K	\$319K
15 April, 2016	219 Jeffcoat Dr	Detached	3	2	8	\$549K	\$604K
18 April, 2016	139, 254 John Garland Blvd	Townhouse	4	3	25	\$225K	\$212K
	1102, 710 Humberwood Blvd	Condo	2	2	26	\$289K	\$280K

Data

Month, Day, Year of Sold Date	Address1	Property Type	Bedrooms	Washrooms	Days on the Market	List Price	Sold Price
20 April, 2016	22, 43 Lexington Ave	Townhouse	3	3	13	\$355K	\$351K
	801, 6 Humberline Dr	Condo	2	2	55	\$285K	\$280K
	2415, 710 Humberwood Blvd	Condo	1	1	20	\$220K	\$225K
21 April, 2016	11 Needham Dr	Detached	3	2	2	\$530K	\$621K
	34 Kearney Dr	Detached	4	5	10	\$750K	\$710K
	56 Turnvale Rd	Detached	3	2	13	\$660K	\$647K
	127 Upper Humber Dr	Detached	3	4	22	\$725K	\$725K
22 April, 2016	18 Damascus Dr	Detached	3	2	48	\$550K	\$507K
	2505, 710 Humberwood Blvd	Condo	2	2	21	\$314K	\$295K
24 April, 2016	25 Moon Valley Dr	Detached	4	4	9	\$730K	\$718K
25 April, 2016	5 Ffolkes Crt	Detached	4	4	2	\$790K	\$770K
	2328, 700 Humberwood Blvd	Condo	2	2	14	\$320K	\$335K
26 April, 2016	1 Windwood Dr	Detached	4	4	14	\$700K	\$700K
	27 Dittmer Cres	Detached	3	3	8	\$640K	\$691K
27 April, 2016	29 Amoro Dr	Detached	3	1	11	\$600K	\$620K
	35, 2008 Martin Grove Rd	Townhouse	3	2	16	\$349K	\$348K
	36 Jansusie Rd	Detached	4	4	13	\$649K	\$617K
	45 Braddock Rd	Detached	3	3	8	\$585K	\$608K
	323, 700 Humberwood Blvd	Condo	1	1	37	\$250K	\$233K
29 April, 2016	20 Guinness Ave	Detached	4	2	3	\$559K	\$561K
	21 Milkwood Ave	Detached	4	2	11	\$578K	\$557K
	214, 710 Humberwood Dr	Condo	2	2	2	\$320K	\$318K
30 April, 2016	205, 262 John Garland Blvd	Townhouse	3	2	17	\$140K	\$140K
1 May, 2016	14 Tinton Cres	Detached	3	3	10	\$600K	\$592K
	42 Cassis Dr	Detached	3	3	4	\$600K	\$570K
2 May, 2016	4 Hawkedon Cres	Detached	3	2	42	\$585K	\$562K
	42, 452 Silverstone Dr	Townhouse	4	2	20	\$360K	\$340K
	2422, 700 Humberwood Blvd	Condo	1	1	35	\$238K	\$234K

Data

Month, Day, Year of Sold Date	Address1	Property Type	Bedrooms	Washrooms	Days on the Market	List Price	Sold Price
5 May, 2016	19 Viewcrest Circ	Townhouse	3	4	7	\$589K	\$635K
	149 Mercury Rd	Detached	4	2	14	\$618K	\$625K
8 May, 2016	54 Cinrickbar Dr	Detached	4	4	13	\$749K	\$743K
	1204, 710 Humberwood Blvd	Condo	2	2	26	\$330K	\$325K
9 May, 2016	33 Bucksburn Rd	Detached	3	2	12	\$600K	\$661K
	2609, 710 Humberwood Blvd	Condo	1	1	31	\$225K	\$220K
10 May, 2016	2 Jeffcoat Dr	Detached	3	3	13	\$620K	\$656K
11 May, 2016	71 Alicewood Crt	Semi-Detached	3	3	9	\$530K	\$524K
13 May, 2016	84, 248 John Garland Blvd	Townhouse	3	2	32	\$200K	\$166K
	101, 6 Humberline Dr	Condo	2	2	7	\$280K	\$280K
	212, 262 John Garland Blvd	Townhouse	3	2	60	\$165K	\$148K
14 May, 2016	30 Humheller Rd	Detached	4	2	9	\$590K	\$640K
	1109, 710 Humberwood Blvd	Condo	1	1	9	\$225K	\$225K
15 May, 2016	1404, 710 Humberwood Blvd	Condo	2	2	32	\$320K	\$311K
16 May, 2016	917, 700 Humberwood Blvd	Condo	2	2	31	\$335K	\$335K
17 May, 2016	229 Jeffcoat Dr	Detached	3	2	18	\$648K	\$637K
	2220, 700 Humberwood Blvd	Condo	2	2	19	\$324K	\$324K
18 May, 2016	54, 246 John Garland Blvd	Townhouse	3	2	1	\$139K	\$130K
	99 Triple Crown Ave	Townhouse	3	3	5	\$515K	\$509K
19 May, 2016	68, 464 Silverstone Dr	Townhouse	4	2	12	\$330K	\$318K
20 May, 2016	171 Jeffcoat Dr	Detached	3	2	9	\$600K	\$625K
	2224, 700 Humberwood Blvd	Condo	2	2	35	\$324K	\$305K
22 May, 2016	130, 256 John Garland Blvd	Condo	3	2	138	\$195K	\$190K
	384 Silverstone Dr	Detached	4	2	11	\$620K	\$620K
23 May, 2016	2712, 710 Humberwood Blvd	Condo	3	3	2	\$390K	\$388K
24 May, 2016	3 Milmink St	Detached	4	2	4	\$599K	\$661K
25 May, 2016	8, 47 Lexington Ave	Townhouse	3	3	11	\$360K	\$365K
	2616, 700 Humberwood Blvd	Condo	1	1	14	\$225K	\$222K

Data

Month, Day, Year of Sold Date	Address1	Property Type	Bedrooms	Washrooms	Days on the Market	List Price	Sold Price
26 May, 2016	20, 435 Silverstone Dr	Townhouse	3	3	18	\$359K	\$368K
	28, 1730 Albion Rd	Townhouse	3	3	11	\$360K	\$352K
	71 Mancroft Cres	Detached	3	3	20	\$747K	\$740K
27 May, 2016	49 Briarwood Ave	Other	3	3	16	\$625K	\$600K
28 May, 2016	2317, 700 Humberwood Blvd	Condo	2	2	34	\$325K	\$320K
29 May, 2016	168 Jeffcoat Dr	Detached	3	2	3	\$579K	\$598K
30 May, 2016	26 Helmsdale Cres, Toronto	Detached	4	3	11	\$700K	\$692K
	328, 700 Humberwood Blvd	Condo	2	2	34	\$324K	\$320K
31 May, 2016	6 Damascus Dr	Detached	3	2	5	\$400K	\$520K
	41 Bankview Circ	Detached	4	5	3	\$850K	\$836K
1 June, 2016	49 Amoro Dr	Detached	3	2	7	\$599K	\$646K
2 June, 2016	45, 452 Silverstone Dr	Townhouse	4	2	17	\$340K	\$375K
3 June, 2016	805, 710 Humberwood Blvd	Condo	2	2	45	\$330K	\$311K
	2812, 710 Humberwood Blvd	Condo	3	3	3	\$400K	\$393K
5 June, 2016	609, 710 Humberwood Blvd	Condo	1	1	8	\$210K	\$232K
7 June, 2016	31 Halesia Dr	Detached	3	2	7	\$570K	\$584K
	93, 248 John Garland Blvd	Townhouse	3	2	11	\$200K	\$195K
10 June, 2016	23, 2006 Martin Grove Rd	Townhouse	3	2	11	\$390K	\$400K
	227, 260 John Garland Blvd	Townhouse	3	2	80	\$189K	\$184K
	315, 710 Humberwood Blvd	Condo	1	1	3	\$219K	\$223K
11 June, 2016	6 Mercury Rd	Detached	3	4	3	\$819K	\$830K
14 June, 2016	44 Hawkedon Cres	Detached	4	3	14	\$700K	\$665K
15 June, 2016	155, 252 John Garland Blvd	Townhouse	3	2	19	\$199K	\$193K
16 June, 2016	14 Mattari Crt	Townhouse	3	3	13	\$565K	\$551K
	2431, 700 Humberwood Blvd	Condo	1	1	2	\$240K	\$226K
17 June, 2016	90 Lexington Ave	Detached	3	2	28	\$599K	\$618K
18 June, 2016	9 Stonecrop Lane	Detached	3	3	5	\$565K	\$572K
19 June, 2016	23 Shalom Cres	Detached	3	2	4	\$500K	\$535K

Data

Month, Day, Year of Sold Date	Address1	Property Type	Bedrooms	Washrooms	Days on the Market	List Price	Sold Price
19 June, 2016	35 Sonoma Way	Detached	3	3	2	\$550K	\$585K
	1022, 700 Humberwood Blvd	Condo	1	1	2	\$219K	\$215K
21 June, 2016	6 Moselle Dr	Detached	3	3	7	\$599K	\$617K
	41 Mercury Rd	Detached	3	2	1	\$625K	\$665K
22 June, 2016	7 Mosswood Lane	Detached	3	1	4	\$540K	\$527K
	424, 6 Humberline Dr	Condo	2	2	23	\$300K	\$305K
23 June, 2016	65 Bankview Circ	Detached	4	4	6	\$850K	\$870K
	89 Cinrickbar Dr	Detached	3	4	5	\$750K	\$770K
24 June, 2016	15, 3 Mare Cres	Townhouse	3	4	28	\$500K	\$525K
	117 Jeffcoat Dr	Detached	2	2	14	\$600K	\$625K
28 June, 2016	86 Mercury Rd	Detached	3	2	6	\$589K	\$610K
29 June, 2016	48 Millview Cres	Detached	4	3	5	\$599K	\$590K
30 June, 2016	140, 254 John Garland Blvd	Townhouse	4	3	39	\$180K	\$170K
	915, 710 Humberwood Blvd	Condo	1	1	13	\$235K	\$228K
1 July, 2016	44 Delsing Dr	Detached	3	2	14	\$690K	\$665K
3 July, 2016	719A, 700 Humberwood Blvd	Condo	2	1	16	\$280K	\$270K
5 July, 2016	53 Tinton Cres	Detached	3	2	9	\$549K	\$660K
6 July, 2016	123 Autumn Glen Circ	Detached	3	3	5	\$550K	\$610K
	602, 6 Humberline Dr	Condo	2	2	7	\$299K	\$297K
	2519A, 700 Humberwood Blvd	Condo	2	1	20	\$312K	\$308K
7 July, 2016	31 Mercury Rd	Detached	4	3	2	\$649K	\$700K
9 July, 2016	2609, 710 Humberwood Blvd	Condo	1	1	3	\$225K	\$228K
11 July, 2016	20 Barolo Rd	Detached	3	2	13	\$610K	\$604K
12 July, 2016	2211, 710 Humberwood Blvd	Condo	2	2	52	\$330K	\$316K
13 July, 2016	38 Quinella Dr	Townhouse	3	4	8	\$549K	\$551K
	157, 252 John Garland Blvd	Townhouse	3	2	7	\$200K	\$200K
16 July, 2016	2823, 700 Humberwood Blvd	Condo	1	1	3	\$229K	\$249K
18 July, 2016	26 Helmsdale Cres	Detached	4	3	4	\$700K	\$695K

Data

Month, Day, Year of Sold Date	Address1	Property Type	Bedrooms	Washrooms	Days on the Market	List Price	Sold Price
18 July, 2016	2325, 700 Humberwood Blvd	Condo	2	1	26	\$289K	\$285K
19 July, 2016	6 Bagwell Cres	Detached	3	2	0	\$600K	\$580K
	23 Jeffcoat Dr	Detached	3	2	5	\$690K	\$690K
20 July, 2016	2405, 710 Humberwood Blvd	Condo	2	2	16	\$315K	\$307K
21 July, 2016	24 Westowanis Dr	Semi-Detached	4	5	3	\$750K	\$750K
	121 Jeffcoat Dr	Detached	2	2	8	\$579K	\$615K
22 July, 2016	Ph17, 700 Humberwood Blvd	Condo	2	2	23	\$369K	\$365K
24 July, 2016	24 Holbeach Rd	Detached	3	3	5	\$590K	\$604K
25 July, 2016	6 St Emilion Way	Detached	4	2	5	\$578K	\$619K
26 July, 2016	1714, 710 Humberwood Blvd	Condo	2	2	36	\$320K	\$315K
27 July, 2016	20, 242 John Garland Blvd	Townhouse	3	2	83	\$177K	\$177K
28 July, 2016	31 Turnvale Rd S	Detached	4	3	17	\$730K	\$810K
29 July, 2016	119, 700 Humberwood Blvd	Condo	2	1	20	\$305K	\$299K
	2126, 700 Humberwood Blvd	Condo	2	1	18	\$298K	\$298K
31 July, 2016	29 Guinness Ave	Detached	3	3	11	\$700K	\$705K
2 August, 2016	8 Bordeaux Crct	Detached	3	4	11	\$598K	\$620K
	1929, 700 Humberwood Blvd	Condo	1	1	1	\$232K	\$243K
3 August, 2016	27, 242 John Garland Blvd	Townhouse	3	2	10	\$200K	\$200K
	383 Silverstone Dr	Detached	4	2	13	\$610K	\$600K
	2316, 700 Humberwood Blvd	Condo	1	1	22	\$240K	\$237K
	2524, 700 Humberwood Blvd	Condo	2	2	15	\$320K	\$314K
4 August, 2016	47 Waterbeach Cres	Detached	3	2	8	\$550K	\$666K
	85 Autumn Glen Circ	Detached	3	3	13	\$570K	\$565K
6 August, 2016	#11, 242 John Garland Blvd	Townhouse	3	2	26	\$196K	\$196K
8 August, 2016	14, 242 John Garland Blvd	Townhouse	3	2	21	\$185K	\$170K
9 August, 2016	2 Millview Crct	Detached	3	2	7	\$599K	\$631K
	6 Alba Pl	Detached	3	3	19	\$550K	\$536K
	36 Waxham Rd	Detached	3	1	1	\$580K	\$591K

Data

Month, Day, Year of Sold Date	Address1	Property Type	Bedrooms	Washrooms	Days on the Market	List Price	Sold Price
9 August, 2016	49 Hawkedon Cres	Detached	3	3	40	\$670K	\$650K
11 August, 2016	10 Joshua Ave	Detached	4	3	2	\$650K	\$680K
	78 Provence Tr	Detached	3	3	13	\$540K	\$538K
13 August, 2016	63 Pergola Rd	Detached	3	3	18	\$639K	\$644K
	2720, 700 Humberwood Blvd	Condo	2	2	1	\$325K	\$324K
15 August, 2016	23 Kittiwake Ave	Semi-Detached	3	3	4	\$630K	\$650K
	68, 464 Silverstone Dr	Townhouse	4	2	18	\$430K	\$423K
	420, 6 Humberline Dr	Condo	1	1	17	\$200K	\$195K
16 August, 2016	14 Shady Glen Rd	Detached	3	3	10	\$639K	\$622K
	34 Helmsdale Cres	Semi-Detached	4	3	13	\$570K	\$568K
	56 Millview Cres	Detached	4	2	5	\$635K	\$625K
	312, 710 Humberwood Blvd	Condo	2	2	64	\$325K	\$320K
	414, 6 Humberline Dr	Condo	2	2	29	\$299K	\$298K
	415, 6 Humberline Dr	Condo	2	2	11	\$320K	\$320K
17 August, 2016	7 Attila Crt	Detached	5	3	31	\$599K	\$610K
18 August, 2016	7 Sonoma Way	Detached	3	2	0	\$575K	\$572K
	22 Mare Cres	Townhouse	3	4	2	\$529K	\$528K
19 August, 2016	12 Avening Dr	Detached	3	3	10	\$650K	\$630K
	1624, 700 Humberwood Blvd	Condo	2	2	37	\$320K	\$315K
21 August, 2016	3 St Emilion Way	Detached	3	4	7	\$625K	\$658K
22 August, 2016	40 Jansusie Rd	Detached	4	1	5	\$550K	\$639K
	2303, 710 Humberwood Blvd	Condo	1	1	6	\$229K	\$240K
23 August, 2016	32, 433 Silverstone Dr	Townhouse	3	3	6	\$400K	\$431K
24 August, 2016	19 Bolger Pl	Detached	3	2	21	\$700K	\$680K
	90 Porterfield Rd	Detached	3	2	7	\$696K	\$696K
25 August, 2016	24 Channing Pl	Semi-Detached	3	2	7	\$579K	\$607K
	34 Quinella Dr	Townhouse	3	3	1	\$545K	\$542K
26 August, 2016	1002, 6 Humberline Dr	Condo	2	2	10	\$359K	\$375K

Data

Month, Day, Year of Sold Date	Address1	Property Type	Bedrooms	Washrooms	Days on the Market	List Price	Sold Price
27 August, 2016	5 Gwillam Crt	Semi-Detached	4	2	2	\$530K	\$555K
30 August, 2016	20 Moselle Dr	Detached	3	2	14	\$619K	\$599K
	2705, 710 Humberwood Blvd	Condo	3	3	5	\$385K	\$380K
31 August, 2016	5 Banda Sq	Detached	4	4	9	\$650K	\$660K
	52, 1667 Albion Rd	Townhouse	4	4	3	\$450K	\$450K
	57 Hawkedon Cres	Detached	3	2	1	\$610K	\$647K
1 September, 2016	99 Cinrickbar Dr	Detached	3	4	20	\$785K	\$783K
2 September, 2016	407, 710 Humberwood Blvd	Condo	2	2	59	\$318K	\$312K
7 September, 2016	705, 600 Rexdale Blvd	Condo	2	2	1	\$230K	\$230K
8 September, 2016	149, 254 John Garland Blvd	Townhouse	4	3	33	\$259K	\$246K
	2824, 700 Humberwood Blvd	Condo	2	2	24	\$319K	\$319K
12 September, 2016	1728, 700 Humberwood Blvd	Condo	2	2	9	\$353K	\$350K
13 September, 2016	2 Joshua Ave	Detached	4	4	6	\$750K	\$790K
	57, 2014 Martin Grove Rd	Townhouse	3	2	13	\$395K	\$395K
	2728, 700 Humberwood Blvd	Condo	2	2	28	\$360K	\$350K
	2902, 710 Humberwood Blvd	Condo	2	2	38	\$295K	\$297K
15 September, 2016	5 Aquila Crt	Detached	4	2	8	\$610K	\$655K
19 September, 2016	7 Westhumber Blvd	Detached	3	4	17	\$650K	\$650K
	89 Westhumber Blvd S	Detached	3	2	7	\$590K	\$653K
	1120, 700 Humberwood Dr	Condo	2	2	31	\$325K	\$315K
20 September, 2016	32, 452 Silverstone Dr	Townhouse	4	2	14	\$429K	\$429K
	37 Heatherglen Rd	Detached	3	2	14	\$649K	\$630K
	1803, 710 Humberwood Blvd	Condo	1	1	12	\$250K	\$245K
21 September, 2016	1727, 700 Humberwood Blvd	Condo	2	2	50	\$335K	\$325K
22 September, 2016	38, 43 Lexington Ave	Townhouse	3	2	6	\$440K	\$462K
	43 Arborview Cres	Detached	4	4	0	\$780K	\$780K
23 September, 2016	60 Sultan Pool Dr	Detached	3	2	4	\$540K	\$530K
	289 Jeffcoat Dr	Detached	3	2	3	\$625K	\$650K

Data

Month, Day, Year of Sold Date	Address1	Property Type	Bedrooms	Washrooms	Days on the Market	List Price	Sold Price
24 September, 2016	32 Milkwood Ave	Detached	3	2	2	\$575K	\$575K
25 September, 2016	71 Autumn Glen Circ	Detached	3	2	23	\$576K	\$570K
26 September, 2016	4 Auld Croft Rd	Detached	3	3	6	\$650K	\$666K
27 September, 2016	32, 244 John Garland Blvd	Townhouse	3	2	42	\$199K	\$185K
29 September, 2016	2 Collanus Crt	Detached	4	5	5	\$799K	\$805K
30 September, 2016	10, 2068 Martin Grove Rd	Townhouse	3	2	7	\$360K	\$330K
1 October, 2016	36 Pergola Rd	Detached	4	2	0	\$649K	\$662K
3 October, 2016	2701, 710 Humberwood Blvd	Condo	1	1	12	\$229K	\$240K
4 October, 2016	17 Duntroon Cres	Detached	3	2	4	\$600K	\$601K
6 October, 2016	2311, 710 Humberwood Blvd	Condo	2	2	28	\$330K	\$328K
	2615, 710 Humberwood Blvd	Condo	1	1	0	\$234K	\$234K
7 October, 2016	11 Bolger Pl	Detached	3	2	25	\$699K	\$680K
	27, 1671 Albion Rd	Townhouse	4	3	20	\$440K	\$450K
	99 Autumn Glen Circ	Detached	3	3	2	\$599K	\$660K
	413, 710 Humberwood Blvd	Condo	3	2	14	\$365K	\$351K
8 October, 2016	1719, 700 Humberwood Blvd	Condo	2	1	32	\$293K	\$285K
9 October, 2016	37 Mancroft Cres	Detached	3	4	9	\$759K	\$807K
12 October, 2016	8 Elmvale Cres	Detached	4	2	6	\$619K	\$640K
14 October, 2016	88 Mercury Rd	Detached	3	2	30	\$580K	\$580K
16 October, 2016	326, 6 Humberline Dr	Condo	1	1	2	\$214K	\$214K
17 October, 2016	2 Billcar Rd	Detached	3	2	9	\$700K	\$724K
	148 Westmore Dr	Other	3	3	26	\$595K	\$580K
18 October, 2016	59 Kiskadee Dr	Semi-Detached	3	2	10	\$629K	\$613K
19 October, 2016	502, 6 Humberline Dr	Condo	2	2	19	\$319K	\$305K
20 October, 2016	212, 262 John Garland Blvd	Townhouse	3	3	49	\$235K	\$225K
	507, 840 Queen's Plate Dr	Condo	1	1	163	\$299K	\$299K
21 October, 2016	94, 2 Litchfield Crt	Townhouse	4	2	23	\$399K	\$427K
22 October, 2016	1226, 700 Humberwood Blvd	Condo	2	1	8	\$285K	\$280K

Data

Month, Day, Year of Sold Date	Address1	Property Type	Bedrooms	Washrooms	Days on the Market	List Price	Sold Price
24 October, 2016	216, 80 Esther Lorrie Dr	Condo	1	1	60	\$250K	\$245K
25 October, 2016	127, 256 John Garland Blvd	Townhouse	3	2	49	\$189K	\$179K
26 October, 2016	1504, 710 Humberwood Blvd	Condo	2	2	48	\$360K	\$349K
27 October, 2016	1918, 700 Humberwood Blvd N	Condo	2	2	55	\$326K	\$320K
	2506, 710 Humberwood Blvd	Condo	2	1	15	\$290K	\$286K
29 October, 2016	8 Windwood Dr	Detached	3	3	17	\$670K	\$652K
	45 Delsing Dr	Detached	3	2	36	\$650K	\$640K
31 October, 2016	2629, 700 Humberwood Blvd	Condo	1	1	13	\$270K	\$262K
1 November, 2016	169, 252 John Garland Blvd	Townhouse	3	2	33	\$189K	\$189K
2 November, 2016	20 Loire Crt	Detached	4	4	4	\$585K	\$585K
6 November, 2016	1111, 710 Humberwood Blvd	Condo	2	2	19	\$325K	\$323K
8 November, 2016	23 Shalom Cres	Detached	3	2	28	\$580K	\$585K
9 November, 2016	2417, 700 Humberwood Blvd	Condo	2	2	37	\$340K	\$335K
10 November, 2016	71 Hawkedon Cres	Detached	4	2	8	\$650K	\$640K
	144 Jeffcoat Dr	Detached	3	2	9	\$690K	\$700K
	1714, 710 Humberwood Blvd	Condo	2	2	14	\$322K	\$322K
11 November, 2016	90 Cabernet Circ	Detached	3	3	3	\$590K	\$575K
12 November, 2016	2005, 710 Humberwood Blvd	Condo	2	2	3	\$330K	\$330K
14 November, 2016	213, 262 John Garland Blvd	Townhouse	3	2	154	\$199K	\$196K
15 November, 2016	26 Mercury Rd	Detached	3	2	8	\$620K	\$630K
	1003, 600 Rexdale Blvd	Condo	2	2	17	\$250K	\$263K
16 November, 2016	89, 2 Litchfield Crt	Townhouse	4	3	8	\$399K	\$416K
	1413, 710 Humberwood Blvd	Condo	3	2	16	\$390K	\$380K
17 November, 2016	510, 710 Humberwood Blvd	Condo	1	1	17	\$239K	\$233K
	1729, 700 Humberwood Blvd	Condo	1	1	17	\$268K	\$260K
19 November, 2016	3 Hawkedon Cres	Detached	4	2	15	\$740K	\$717K
21 November, 2016	25, 2006 Martin Grove Rd	Townhouse	3	2	55	\$385K	\$380K
23 November, 2016	30 Hawkedon Cres	Detached	3	2	8	\$650K	\$635K

Data

Month, Day, Year of Sold Date	Address1	Property Type	Bedrooms	Washrooms	Days on the Market	List Price	Sold Price
29 November, 2016	18 Mosque Cres	Detached	3	4	17	\$599K	\$620K
	26, 1730 Albion Rd	Townhouse	3	3	14	\$430K	\$433K
	29 Braddock Rd	Detached	4	3	6	\$725K	\$712K
30 November, 2016	2219A, 700 Humberwood Blvd	Condo	2	1	15	\$305K	\$300K
1 December, 2016	2D View Green Cres E	Townhouse	3	3	28	\$560K	\$550K
	12 Harpreet Circ	Detached	4	6	14	\$975K	\$960K
	14 Shalom Cres	Detached	3	2	21	\$475K	\$500K
	2227, 700 Humberwood Blvd	Condo	2	2	59	\$325K	\$324K
2 December, 2016	32 Upper Humber Dr	Detached	4	4	16	\$780K	\$755K
	99 Mercury Rd	Detached	4	3	21	\$750K	\$737K
	905, 80 Esther Lorrie Dr	Condo	2	2	35	\$405K	\$350K
5 December, 2016	2319, 700 Humberwood Blvd	Condo	2	1	44	\$295K	\$293K
6 December, 2016	706, 80 Esther Lorrie Dr	Condo	2	2	39	\$370K	\$326K
	806, 80 Esther Lorrie Dr	Condo	2	2	39	\$370K	\$326K
7 December, 2016	27, 2006 Martin Grove Rd	Townhouse	3	2	42	\$375K	\$370K
	409, 80 Esther Lorrie Dr	Condo	1	1	17	\$289K	\$282K
	2410, 710 Humberwood Blvd	Condo	1	1	60	\$269K	\$267K
9 December, 2016	1105, 710 Humberwood Blvd	Condo	2	2	23	\$330K	\$326K
13 December, 2016	10, 2068 Martin Grove Rd	Townhouse	3	3	17	\$439K	\$438K
	20 Sonoma Way	Detached	3	3	25	\$650K	\$637K
	29 Aquila Crt	Detached	3	2	41	\$699K	\$675K
	106 Cinrickbar Dr	Detached	4	4	37	\$800K	\$750K
14 December, 2016	43, 246 John Garland Blvd	Townhouse	3	2	38	\$175K	\$185K
	717, 6 Humberline Dr	Condo	1	1	6	\$238K	\$232K
	1618, 700 Humberwood Blvd	Condo	2	2	11	\$320K	\$325K
	# 123, 8 Litchfield Crt	Townhouse	3	2	10	\$390K	\$370K
15 December, 2016	19 Rosefair Cres	Detached	3	2	31	\$630K	\$621K
	407, 80 Esther Lorrie Dr	Condo	1	1	12	\$275K	\$267K

Data

Month, Day, Year of Sold Date	Address1	Property Type	Bedrooms	Washrooms	Days on the Market	List Price	Sold Price
16 December, 2016	1012, 80 Esther Lorrie Dr	Condo	2	2	43	\$389K	\$380K
17 December, 2016	89 Mercury Rd	Detached	4	3	24	\$800K	\$760K
20 December, 2016	38 Hullen Cres	Detached	4	5	14	\$925K	\$952K
21 December, 2016	32 Marlebon Rd	Semi-Detached	3	4	14	\$520K	\$535K
22 December, 2016	21 Humheller Rd	Detached	3	2	6	\$599K	\$660K
	58 Turnvale Rd	Detached	4	3	20	\$800K	\$760K
	421, 80 Esther Lorrie Dr	Condo	1	1	29	\$250K	\$240K
23 December, 2016	108 Jeffcoat Dr	Detached	3	3	31	\$730K	\$725K
	631, 700 Humberwood Blvd	Condo	1	1	23	\$245K	\$243K
26 December, 2016	7 Thoroughbred Cres	Detached	4	3	5	\$850K	\$849K
29 December, 2016	1601, 710 Humberwood Blvd	Condo	1	1	22	\$238K	\$244K
3 January, 2017	1 Viewcrest Circ	Semi-Detached	3	4	3	\$658K	\$647K
6 January, 2017	17 Avening Dr	Detached	4	3	52	\$635K	\$622K
	305, 80 Esther Lorrie Dr	Condo	2	2	70	\$399K	\$345K
7 January, 2017	220, 700 Humberwood Blvd	Condo	2	2	80	\$324K	\$313K
8 January, 2017	6 Banda Sq	Detached	4	3	25	\$650K	\$623K
9 January, 2017	124, 700 Humberwood Blvd	Condo	2	2	34	\$318K	\$312K
	2817, 700 Humberwood Blvd	Condo	2	2	6	\$350K	\$347K
10 January, 2017	27, 1730 Albion Rd	Townhouse	3	3	32	\$400K	\$412K
	164, 252 John Garland Blvd	Townhouse	3	2	7	\$190K	\$188K
	219, 80 Esther Lorrie Dr	Condo	2	2	77	\$385K	\$377K
11 January, 2017	2018, 700 Humberwood Blvd	Condo	2	2	0	\$334K	\$345K
17 January, 2017	123 Westhumber Blvd	Detached	3	3	7	\$558K	\$711K
18 January, 2017	15 Manfred Ave	Detached	3	3	7	\$659K	\$640K
19 January, 2017	903, 80 Esther Lorrie Dr S	Condo	1	1	78	\$325K	\$310K
20 January, 2017	724, 700 Humberwood Blvd	Condo	2	2	2	\$340K	\$343K
22 January, 2017	188, 262 John Garland Blvd	Townhouse	3	2	3	\$189K	\$188K
24 January, 2017	15 Holbeach Rd	Detached	3	2	5	\$598K	\$755K

Data

Month, Day, Year of Sold Date	Address1	Property Type	Bedrooms	Washrooms	Days on the Market	List Price	Sold Price
24 January, 2017	1921, 700 Humberwood Blvd	Condo	1	1	13	\$250K	\$255K
25 January, 2017	5 Tamarisk Dr	Detached	3	4	11	\$699K	\$789K
	7 Holbeach Rd	Detached	3	2	0	\$699K	\$734K
	24 Holbeach Rd	Detached	3	1	0	\$739K	\$720K
	97 Cinrickbar Dr	Detached	4	4	0	\$830K	\$798K
	193, 262 John Garland Blvd	Townhouse	3	2	0	\$198K	\$193K
26 January, 2017	702, 600 Rexdale Blvd	Condo	1	2	15	\$245K	\$262K
27 January, 2017	315, 6 Humberline Dr	Condo	2	2	96	\$360K	\$348K
29 January, 2017	141, 254 John Garland Blvd	Townhouse	4	3	23	\$287K	\$268K
1 February, 2017	46, 63 Lexington Ave	Townhouse	3	2	25	\$423K	\$405K
	1104, 80 Esther Lorrie Dr	Condo	1	1	7	\$296K	\$285K
2 February, 2017	192, 262 John Garland Blvd	Townhouse	3	3	9	\$200K	\$200K
	805, 80 Esther Lorrie Dr	Condo	2	2	97	\$405K	\$350K
3 February, 2017	114, 710 Humberwood Blvd	Condo	2	2	37	\$385K	\$380K
6 February, 2017	168 Jeffcoat Dr	Detached	3	4	7	\$649K	\$807K
8 February, 2017	16 Mancroft Cres	Detached	3	2	6	\$640K	\$761K
	85 Alicewood Crt	Semi-Detached	3	3	7	\$599K	\$660K
9 February, 2017	56 Millview Cres	Detached	4	3	14	\$815K	\$790K
	720, 700 Humberwood Blvd	Condo	2	2	0	\$360K	\$365K
10 February, 2017	69, 246 John Garland Blvd	Townhouse	3	2	4	\$235K	\$210K
	1606A, 710 Humberwood Blvd	Condo	2	1	4	\$306K	\$335K
12 February, 2017	254 John Garland Blvd	Townhouse	4	3	17	\$289K	\$265K
	1424, 700 Humberwood Blvd	Condo	2	2	5	\$368K	\$385K
13 February, 2017	32 Waterbeach Cres	Detached	3	2	9	\$590K	\$762K
14 February, 2017	21 Viewcrest Circ	Townhouse	3	4	4	\$650K	\$690K
	511, 710 Humberwood Blvd	Condo	2	2	1	\$355K	\$370K
	730, 700 Humberwood Blvd	Condo	2	1	1	\$319K	\$330K
	1121, 700 Humberwood Blvd	Condo	1	1	28	\$269K	\$258K

Data

Month, Day, Year of Sold Date	Address1	Property Type	Bedrooms	Washrooms	Days on the Market	List Price	Sold Price
15 February, 2017	1502, 710 Humberwood Blvd	Condo	2	2	11	\$310K	\$325K
16 February, 2017	12 Mancroft Cres	Detached	3	2	7	\$700K	\$785K
18 February, 2017	2029, 700 Humberwood Blvd	Condo	1	1	19	\$289K	\$285K
20 February, 2017	904, 6 Humberline Dr	Condo	2	2	14	\$450K	\$423K
21 February, 2017	2220, 700 Humberwood Blvd	Condo	2	2	4	\$370K	\$381K
22 February, 2017	36 Waxham Rd	Detached	3	3	5	\$760K	\$755K
	1623, 700 Humberwood Blvd	Condo	1	1	1	\$300K	\$320K
23 February, 2017	1, 437 Silverstone Dr	Townhouse	3	2	1	\$300K	\$384K
	1920, 700 Humberwood Blvd	Condo	2	2	36	\$395K	\$384K
24 February, 2017	40 Esther Lorrie Dr	Detached	3	3	9	\$750K	\$905K
	126 Cinrickbar Dr	Detached	3	4	10	\$649K	\$753K
25 February, 2017	826, 700 Humberwood Blvd	Condo	2	1	26	\$318K	\$345K
26 February, 2017	1 Moncrieff Dr	Detached	3	3	7	\$649K	\$775K
	65 Cabernet Circ	Detached	3	2	8	\$589K	\$595K
27 February, 2017	7 Westhumber Blvd	Detached	3	4	6	\$660K	\$840K
	#201, 262 John Garland Blvd	Townhouse	3	2	11	\$249K	\$250K
28 February, 2017	301, 710 Humberwood Blvd	Condo	1	1	4	\$275K	\$288K
1 March, 2017	247, 258 John Garland Blvd	Townhouse	3	2	11	\$280K	\$293K
2 March, 2017	23 Billcar Rd	Detached	3	2	3	\$699K	\$789K
	1631, 700 Humberwood Blvd	Condo	1	1	24	\$269K	\$272K
3 March, 2017	22 Stallion Pl	Townhouse	3	3	11	\$680K	\$678K
	2631, 700 Humberwood Blvd	Condo	1	1	3	\$275K	\$280K
4 March, 2017	812, 80 Esther Lorrie Dr	Condo	2	2	1	\$400K	\$409K
5 March, 2017	714, 6 Humberline Dr	Condo	2	2	6	\$440K	\$435K
6 March, 2017	115 Briarwood Ave	Detached	3	3	6	\$625K	\$636K
	2421, 700 Humberwood Blvd	Condo	1	1	7	\$280K	\$287K
7 March, 2017	49 Mercury Rd	Detached	3	3	4	\$700K	\$855K
	209, 80 Esther Lorrie Dr	Condo	1	1	107	\$315K	\$304K

Data

Month, Day, Year of Sold Date	Address1	Property Type	Bedrooms	Washrooms	Days on the Market	List Price	Sold Price
7 March, 2017	216, 700 Humberwood Blvd	Condo	1	1	11	\$280K	\$281K
8 March, 2017	106, 80 Esther Lorrie Dr	Condo	1	1	11	\$300K	\$295K
	612, 80 Esther Lorrie Dr	Condo	2	2	12	\$390K	\$395K
10 March, 2017	20 Hawkedon Cres	Detached	3	2	7	\$640K	\$801K
11 March, 2017	40 Lexington Ave	Detached	3	3	11	\$690K	\$750K
	1105, 710 Humberwood Blvd	Condo	2	2	5	\$379K	\$387K
12 March, 2017	147 Briarwood Ave	Detached	3	3	7	\$650K	\$685K
13 March, 2017	31 Waterbeach Cres	Detached	3	2	10	\$630K	\$819K
15 March, 2017	47 Cinrickbar Dr	Detached	3	3	17	\$922K	\$915K
16 March, 2017	819, 80 Esther Lorrie Dr	Condo	2	4	34	\$390K	\$365K
17 March, 2017	43, 2012 Martin Grove Rd	Townhouse	3	2	5	\$440K	\$435K
	624, 700 Humberwood Blvd	Condo	2	2	16	\$349K	\$375K
18 March, 2017	7 Bucksburn Rd, Toronto	Detached	3	2	3	\$699K	\$838K
21 March, 2017	32 Turnvale Dr	Detached	4	2	8	\$865K	\$820K
	2046 Martin Grove Rd	Townhouse	3	3	0	\$520K	\$501K
	2329, 700 Humberwood Blvd	Condo	1	1	18	\$310K	\$325K
	2420, 700 Humberwood Blvd	Condo	2	2	11	\$380K	\$400K
22 March, 2017	50 Mancroft Cres	Detached	3	2	14	\$839K	\$860K
	811, 710 Humberwood Blvd	Condo	2	2	2	\$365K	\$386K
23 March, 2017	8 Bucksburn Rd	Detached	3	2	8	\$700K	\$825K
24 March, 2017	24 Mattari Crt	Townhouse	5	4	140	\$685K	\$685K
	1919A, 700 Humberwood Blvd	Condo	2	1	13	\$325K	\$355K
25 March, 2017	337 Silverstone Dr	Detached	3	2	11	\$650K	\$715K
	406, 80 Esther Lorie Dr	Condo	2	2	17	\$396K	\$391K
	610, 710 Humberwood Blvd	Condo	1	1	1	\$280K	\$298K
	1208, 80 Esther Lorrie Dr	Condo	1	1	59	\$328K	\$315K
	1613, 710 Humberwood Blvd	Condo	3	2	2	\$399K	\$426K
	1817, 700 Humberwood Blvd	Condo	2	2	15	\$380K	\$405K

Data

Month, Day, Year of Sold Date	Address1	Property Type	Bedrooms	Washrooms	Days on the Market	List Price	Sold Price
26 March, 2017	85 Kearney Dr	Detached	4	3	11	\$715K	\$825K
	421, 80 Esther Lorrie Dr	Condo	1	1	2	\$289K	\$295K
	2717, 700 Humberwood Blvd	Condo	2	2	6	\$395K	\$415K
27 March, 2017	106, 6 Litchfield Crt	Townhouse	3	2	7	\$400K	\$422K
	509, 80 Esther Lorrie Dr	Condo	1	1	4	\$320K	\$316K
	911, 80 Esther Lorrie Dr	Condo	1	1	79	\$310K	\$300K
28 March, 2017	1203, 840 Queen's Plate Dr	Condo	1	2	48	\$375K	\$373K
29 March, 2017	2917, 700 Humberwood Blvd	Condo	2	2	1	\$390K	\$410K
30 March, 2017	63 Moncrieff Dr	Detached	4	3	7	\$700K	\$875K
	2322, 700 Humberwood Blvd	Condo	1	1	7	\$279K	\$315K
31 March, 2017	4 Shady Glen Rd	Detached	4	3	1	\$640K	\$682K
2 April, 2017	75 Sultan Pool Dr	Detached	3	3	4	\$600K	\$730K
	205, 262 John Garland Blvd	Townhouse	3	2	12	\$299K	\$340K
3 April, 2017	21 Charnleigh Crt	Semi-Detached	4	2	4	\$590K	\$630K
	312, 80 Esther Lorrie Dr	Condo	2	2	81	\$425K	\$385K
	2015, 710 Humberwood Blvd	Condo	1	1	2	\$299K	\$341K
4 April, 2017	135, 254 John Garland Blvd	Townhouse	4	2	8	\$250K	\$325K
	404, 80 Esther Lorrie Dr	Condo	1	1	22	\$315K	\$310K
5 April, 2017	47 Countryman Circ	Detached	3	3	8	\$690K	\$745K
8 April, 2017	24 Bordeaux Crt	Detached	3	4	3	\$699K	\$755K
	417, 700 Humberwood Blvd	Condo	2	2	2	\$385K	\$422K
9 April, 2017	7 Topbank Dr	Detached	4	3	0	\$1,200K	\$1,250K
	512, 6 Humberline Dr	Condo	2	2	4	\$400K	\$395K
	1205, 600 Rexdale Blvd	Condo	2	2	2	\$260K	\$286K
10 April, 2017	10 Damascus Dr	Detached	3	2	5	\$649K	\$655K
	64, 246 John Garland Blvd	Townhouse	3	2	6	\$286K	\$294K
	408, 80 Esther Lorrie Dr	Condo	1	1	8	\$332K	\$332K
11 April, 2017	8 Lynmont Rd	Detached	3	2	8	\$849K	\$830K

Data

Month, Day, Year of Sold Date	Address1	Property Type	Bedrooms	Washrooms	Days on the Market	List Price	Sold Price
11 April, 2017	27 Moselle Dr	Detached	3	2	14	\$675K	\$680K
12 April, 2017	5 Mercury Rd	Detached	4	3	6	\$760K	\$715K
	32 Alicewood Crt	Detached	3	2	7	\$699K	\$775K
	1103, 840 Queen's Plate Dr	Condo	1	2	63	\$375K	\$372K
	1605, 710 Humberwood Blvd	Condo	2	2	1	\$389K	\$400K
	1818, 700 Humberwood Blvd	Condo	2	2	6	\$390K	\$423K
13 April, 2017	389 Silverstone Dr	Detached	5	3	15	\$699K	\$669K
	#418, 80 Esther Lorrie Dr	Condo	2	2	16	\$400K	\$425K
14 April, 2017	40, 2010 Martin Grove Rd	Townhouse	3	2	0	\$460K	\$445K
15 April, 2017	1101, 80 Esther Lorrie Dr	Condo	1	1	2	\$300K	\$300K
16 April, 2017	110 Cinrickbar Dr	Detached	4	4	10	\$950K	\$1,134K
17 April, 2017	105, 80 Esther Lorrie Dr	Condo	1	1	33	\$323K	\$315K
	1523, 700 Humberwood Blvd	Condo	1	1	6	\$325K	\$350K
18 April, 2017	602, 6 Humberline Dr	Condo	2	2	8	\$399K	\$376K
19 April, 2017	388 Silverstone Dr	Detached	4	2	7	\$750K	\$800K
	2203, 710 Humberwood Blvd	Condo	1	1	2	\$309K	\$350K
21 April, 2017	122, 256 John Garland Blvd	Townhouse	3	2	8	\$329K	\$335K
	2120, 700 Humberwood Blvd	Other	2	2	2	\$400K	\$425K
	2301, 710 Humberwood Blvd	Condo	1	1	2	\$305K	\$318K
23 April, 2017	6 Millview Crt	Detached	3	2	16	\$750K	\$755K
24 April, 2017	24 Midhurst Dr	Detached	3	2	4	\$750K	\$747K
	54 Provence Tr	Detached	3	2	4	\$570K	\$606K
	503, 710 Humberwood Blvd	Condo	1	1	10	\$325K	\$350K
	805, 6 Humberline Dr	Condo	2	2	5	\$450K	\$435K
	2401, 710 Humberwood Blvd	Condo	1	1	0	\$300K	\$317K
	2506A, 710 Humberwood Blvd	Condo	2	1	19	\$330K	\$345K
25 April, 2017	425, 6 Humberline Dr	Condo	1	1	15	\$250K	\$302K
	1720, 700 Humberwood Blvd	Condo	2	2	16	\$380K	\$415K

Data

Month, Day, Year of Sold Date	Address1	Property Type	Bedrooms	Washrooms	Days on the Market	List Price	Sold Price
26 April, 2017	22, 242 John Garland Blvd	Townhouse	3	2	29	\$289K	\$295K
	31 Pergola Rd	Detached	3	2	16	\$799K	\$803K
27 April, 2017	215, 710 Humberwood Blvd	Condo	1	1	7	\$300K	\$316K
	222, 6 Humberline Dr	Condo	2	2	1	\$455K	\$440K
28 April, 2017	405, 80 Esther Lorrie Dr	Condo	2	2	3	\$400K	\$400K
1 May, 2017	38 Autumn Glen Circ	Detached	3	3	13	\$679K	\$723K
	61 Westowanis Dr E	Semi-Detached	4	5	5	\$849K	\$940K
	2128, 700 Humberwood Blvd	Condo	2	2	4	\$389K	\$432K
2 May, 2017	79, 248 John Garland Blvd	Townhouse	4	3	4	\$335K	\$321K
	138, 254 John Garland Blvd	Townhouse	4	4	37	\$299K	\$293K
	261 Jeffcoat Dr, Toronto	Detached	4	2	2	\$830K	\$823K
	1718, 700 Humberwood Blvd	Condo	2	2	11	\$399K	\$430K
3 May, 2017	6 Avening Dr	Detached	3	2	7	\$689K	\$689K
4 May, 2017	1411, 840 Queens Plate Dr	Condo	1	2	27	\$385K	\$380K
6 May, 2017	310, 80 Esther Lorrie Dr	Condo	1	1	2	\$275K	\$323K
	1520, 700 Humberwood Blvd	Condo	2	2	7	\$426K	\$425K
7 May, 2017	16 Alba Pl	Detached	4	3	2	\$619K	\$663K
	75 Alicewood Crt	Semi-Detached	3	4	2	\$649K	\$685K
9 May, 2017	1707, 710 Humberwood Blvd	Condo	2	2	5	\$395K	\$405K
10 May, 2017	115 Cinrickbar Dr	Detached	3	10	5	\$749K	\$805K
11 May, 2017	70, 456 Silverstone Dr	Townhouse	4	3	8	\$400K	\$500K
	2702, 710 Humberwood Blvd	Condo	2	2	2	\$360K	\$375K
12 May, 2017	9 Helmsdale Cres	Detached	3	3	8	\$700K	\$770K
	324, 700 Humberwood Blvd	Condo	2	2	21	\$400K	\$418K
13 May, 2017	12 St Emilion Way	Detached	4	3	4	\$820K	\$810K
15 May, 2017	58 Jeffcoat Dr	Detached	3	2	16	\$840K	\$770K
16 May, 2017	32, 69 Lexington Ave	Townhouse	4	3	8	\$440K	\$440K
17 May, 2017	1016, 80 Esther Lorrie Dr	Condo	1	1	42	\$349K	\$320K

Data

Month, Day, Year of Sold Date	Address1	Property Type	Bedrooms	Washrooms	Days on the Market	List Price	Sold Price
19 May, 2017	419, 80 Esther Lorrie Dr	Condo	2	2	17	\$399K	\$399K
20 May, 2017	32 Marlebon Rd, Toronto	Semi-Detached	3	4	16	\$799K	\$785K
24 May, 2017	62, 464 Silverstone Dr	Townhouse	4	2	0	\$370K	\$395K
	#4, 440 Silverstone Dr	Townhouse	3	3	5	\$400K	\$501K
25 May, 2017	246 Jeffcoat Dr	Detached	2	3	24	\$865K	\$875K
28 May, 2017	1104, 840 Queen's Plate Dr	Condo	1	1	75	\$369K	\$365K
29 May, 2017	53 Turnvale Rd	Detached	3	4	18	\$830K	\$825K
31 May, 2017	61 Mare Cres	Townhouse	3	4	33	\$640K	\$638K
1 June, 2017	124, 256 John Garland Blvd	Townhouse	3	2	18	\$349K	\$335K
2 June, 2017	11 Glen Hollow Ave	Detached	3	3	14	\$699K	\$690K
	48 Janda Crt	Townhouse	3	4	4	\$700K	\$693K
	79 Bordeaux Crt	Detached	3	5	10	\$830K	\$793K
	501, 840 Queen's Plate Dr	Condo	1	2	80	\$310K	\$305K
4 June, 2017	23 Duntroon Cres	Semi-Detached	4	2	10	\$650K	\$630K
5 June, 2017	714, 80 Esther Lorrie Dr	Condo	1	1	26	\$315K	\$310K
6 June, 2017	27 Pergola Rd	Detached	3	2	20	\$700K	\$795K
7 June, 2017	5 Amoro Dr	Detached	3	2	9	\$699K	\$640K
8 June, 2017	24 Mare Cres	Townhouse	3	4	17	\$650K	\$621K
	44 Millview Cres	Detached	3	1	10	\$706K	\$701K
	59 Woodlot Cres	Detached	4	4	31	\$1,100K	\$1,035K
	1107, 80 Esther Lorrie Dr	Condo	1	1	28	\$315K	\$307K
9 June, 2017	708, 6 Humberline Dr	Condo	1	1	23	\$309K	\$300K
12 June, 2017	12 Brownridge Cres	Semi-Detached	3	4	3	\$640K	\$630K
	90, 2 Litchfield Crt	Townhouse	4	2	0	\$410K	\$400K
	1005, 80 Esther Lorrie Dr	Condo	2	2	17	\$383K	\$374K
14 June, 2017	1023, 80 Esther Lorrie Dr	Condo	1	1	82	\$280K	\$275K
18 June, 2017	620, 700 Humberwood Blvd	Condo	2	2	3	\$389K	\$402K
19 June, 2017	29 Sonoma Way	Detached	3	4	5	\$769K	\$769K

Data

Month, Day, Year of Sold Date	Address1	Property Type	Bedrooms	Washrooms	Days on the Market	List Price	Sold Price
19 June, 2017	56 Cassis Dr	Detached	4	4	27	\$879K	\$847K
20 June, 2017	503, 80 Esther Lorrie Dr	Condo	1	1	47	\$330K	\$310K
21 June, 2017	706, 710 Humberwood Blvd	Condo	2	1	13	\$359K	\$357K
24 June, 2017	28 Heatherglen Rd	Detached	3	2	66	\$719K	\$694K
	35, 69 Lexington Ave	Townhouse	3	2	9	\$440K	\$432K
25 June, 2017	21 Channing Pl	Semi-Detached	3	2	8	\$699K	\$665K
26 June, 2017	12 Thyme Crt	Semi-Detached	3	2	66	\$735K	\$685K
	28, 242 John Garland Blvd	Townhouse	3	2	60	\$320K	\$300K
27 June, 2017	717, 80 Esther Lorrie Dr	Condo	1	1	28	\$300K	\$300K
28 June, 2017	53 Avening Dr	Detached	4	2	16	\$665K	\$635K
1 July, 2017	15 Four Leaf Dr	Semi-Detached	3	3	24	\$650K	\$637K
	222, 700 Humberwood Blvd	Condo	1	1	4	\$289K	\$290K
6 July, 2017	1108, 710 Humberwood Blvd	Condo	1	1	10	\$345K	\$340K
7 July, 2017	7 Bucksburn Rd	Detached	3	2	32	\$799K	\$750K
	7 Mosswood Lane	Detached	3	3	23	\$720K	\$695K
10 July, 2017	69, 246 John Garland Blvd	Townhouse	3	2	14	\$299K	\$280K
11 July, 2017	1202, 80 Esther Lorrie Dr	Condo	1	1	71	\$329K	\$315K
12 July, 2017	422, 80 Esther Lorrie Dr	Condo	1	1	2	\$300K	\$300K
17 July, 2017	1201, 840 Queen's Plate Dr	Condo	1	1	159	\$305K	\$295K
18 July, 2017	2109, 710 Humberwood Blvd	Condo	1	1	13	\$339K	\$332K
20 July, 2017	14 Jenson Crt	Detached	3	2	9	\$700K	\$660K
	295 Jeffcoat Dr	Detached	3	2	9	\$730K	\$714K
21 July, 2017	2209, 710 Humberwood Blvd	Condo	1	1	10	\$309K	\$309K
24 July, 2017	41 Pergola Rd	Detached	3	3	25	\$700K	\$635K
26 July, 2017	41 Sonoma Way	Detached	3	4	43	\$699K	\$655K
27 July, 2017	10 Midhurst Dr	Detached	3	2	15	\$700K	\$675K
28 July, 2017	619, 80 Esther Lorrie Dr	Condo	2	2	74	\$400K	\$425K
29 July, 2017	244 Jeffcoat Dr	Detached	3	3	38	\$749K	\$725K

Data

Month, Day, Year of Sold Date	Address1	Property Type	Bedrooms	Washrooms	Days on the Market	List Price	Sold Price
30 July, 2017	924, 700 Humberwood Blvd	Condo	2	2	16	\$420K	\$415K
1 August, 2017	710, 80 Esther Lorrie Dr	Condo	1	1	14	\$330K	\$322K
2 August, 2017	11 Litchfield Crt	Semi-Detached	3	2	23	\$569K	\$555K
	57 Briarwood Ave	Other	3	3	9	\$680K	\$655K
3 August, 2017	2818, 700 Humberwood Blvd	Condo	3	3	1	\$435K	\$440K
4 August, 2017	3 Waterbeach Cres	Detached	3	2	57	\$699K	\$685K
	1221, 700 Humberwood Blvd	Condo	1	1	45	\$290K	\$285K
6 August, 2017	2922, 700 Humberwood Blvd	Condo	1	1	25	\$319K	\$309K
7 August, 2017	59 Triple Crown Ave	Townhouse	3	3	14	\$620K	\$595K
	623, 80 Esther Lorrie Dr	Condo	1	1	13	\$277K	\$272K
	1024, 700 Humberwood Blvd	Condo	2	2	13	\$400K	\$395K
9 August, 2017	1119, 80 Esther Lorrie Dr	Condo	2	2	66	\$430K	\$415K
10 August, 2017	2831, 700 Humberwood Blvd	Condo	1	1	60	\$315K	\$304K
11 August, 2017	29 Elmvale Cres	Semi-Detached	3	2	56	\$640K	\$620K
14 August, 2017	25 Delsing Dr	Detached	3	2	19	\$700K	\$680K
	74 Avening Dr	Detached	3	2	86	\$628K	\$585K
18 August, 2017	8 Mosque Cres	Detached	4	3	17	\$639K	\$618K
	52 Aquila Crt	Detached	3	2	17	\$769K	\$740K
20 August, 2017	2, 242 John Garland Blvd	Townhouse	3	2	11	\$319K	\$310K
21 August, 2017	407, 710 Humberwood Blvd	Condo	2	2	14	\$395K	\$379K
22 August, 2017	4 Corylus Crt	Detached	3	3	76	\$725K	\$715K
23 August, 2017	327, 700 Humberwood Blvd	Condo	2	2	35	\$423K	\$407K
24 August, 2017	43 Duntroon Cres	Semi-Detached	4	2	63	\$650K	\$612K
	267 John Garland Blvd	Detached	3	2	42	\$785K	\$770K
25 August, 2017	186, 262 John Garland Blvd	Townhouse	3	2	61	\$269K	\$263K
26 August, 2017	176, 252 John Garland Blvd	Townhouse	3	3	25	\$319K	\$325K
28 August, 2017	27 Avening Dr	Detached	3	2	74	\$728K	\$650K
	115, 710 Humberwood Blvd	Condo	1	1	34	\$309K	\$305K

Data

Month, Day, Year of Sold Date	Address1	Property Type	Bedrooms	Washrooms	Days on the Market	List Price	Sold Price
28 August, 2017	406, 80 Esther Lorrie Dr	Condo	2	2	47	\$396K	\$385K
29 August, 2017	34 Millview Cres	Detached	5	2	6	\$800K	\$785K
	35 Frost King Lane	Townhouse	3	3	18	\$620K	\$612K
30 August, 2017	18 Woodsvie Ave	Detached	3	3	6	\$669K	\$650K
	2030, 700 Humberwood Blvd	Condo	2	1	15	\$378K	\$360K
31 August, 2017	14 Loire Crt	Detached	3	3	48	\$635K	\$614K
2 September, 2017	507, 710 Humberwood Blvd	Condo	2	2	3	\$410K	\$405K
5 September, 2017	5 Auld Croft Rd	Detached	4	3	83	\$669K	\$655K
6 September, 2017	1216, 700 Humberwood Blvd	Condo	1	1	12	\$305K	\$305K
7 September, 2017	17, 242 John Garland Blvd	Townhouse	4	3	26	\$355K	\$340K
11 September, 2017	301, 840 Queen's Plate Dr	Condo	1	1	23	\$310K	\$290K
	2423, 700 Humberwood Blvd	Condo	1	1	16	\$355K	\$345K
14 September, 2017	117, 16 Litchfield Crt	Townhouse	3	2	17	\$450K	\$445K
15 September, 2017	20 Midhurst Dr	Detached	3	2	16	\$625K	\$610K
	261 Jeffcoat Dr	Detached	4	2	20	\$720K	\$700K
	1428, 700 Humberwood Blvd	Condo	2	2	14	\$430K	\$420K
16 September, 2017	6 Stonecrop Lane	Detached	3	4	29	\$759K	\$715K
	51, 2014 Martin Grove Rd	Townhouse	3	2	9	\$465K	\$454K
18 September, 2017	166, 252 John Garland Blvd	Townhouse	3	2	103	\$359K	\$346K
19 September, 2017	1021, 80 Esther Lorrie Dr	Condo	1	1	11	\$309K	\$301K
22 September, 2017	225, 260 John Garland Blvd	Townhouse	4	3	23	\$368K	\$337K
23 September, 2017	32 Frost King Lane	Semi-Detached	3	3	45	\$660K	\$638K
24 September, 2017	822, 80 Esther Lorrie Dr	Condo	1	1	52	\$290K	\$283K
25 September, 2017	79 Bordeaux Crct	Detached	3	5	53	\$790K	\$758K
	607, 80 Esther Lorrie Dr	Condo	1	1	5	\$309K	\$300K
26 September, 2017	55 Avening Dr	Detached	4	3	62	\$645K	\$618K
	2117, 700 Humberwood Blvd	Condo	2	2	18	\$429K	\$427K
29 September, 2017	3 Detling Crt	Detached	3	2	8	\$749K	\$725K

Data

Month, Day, Year of Sold Date	Address1	Property Type	Bedrooms	Washrooms	Days on the Market	List Price	Sold Price
29 September, 2017	15 Duntroon Cres	Detached	3	2	35	\$620K	\$600K
	30 Dittmer Cres	Detached	3	2	3	\$680K	\$650K
	203, 710 Humberwood Blvd	Condo	1	1	96	\$350K	\$335K
1 October, 2017	621, 80 Esther Lorrie Dr	Condo	1	1	67	\$290K	\$279K
3 October, 2017	9 Thoroughbred Cres	Detached	4	3	49	\$945K	\$880K
	67 Moon Valley Dr	Detached	4	3	12	\$800K	\$780K
	1510, 840 Queen's Plate Dr	Condo	1	2	61	\$370K	\$363K
4 October, 2017	1, 437 Silverstone Dr	Townhouse	3	3	13	\$479K	\$477K
5 October, 2017	3 Gwillam Crt	Semi-Detached	3	2	70	\$680K	\$653K
	284 Jeffcoat Dr	Detached	3	2	15	\$700K	\$665K
6 October, 2017	30A View Green Cres	Townhouse	3	4	2	\$649K	\$649K
	46 Hawkedon Cres	Detached	3	2	14	\$699K	\$650K
	509, 840 Queens Plate Dr	Condo	1	1	15	\$350K	\$342K
	1019A, 700 Humberwood Blvd	Condo	2	1	38	\$370K	\$360K
7 October, 2017	713, 80 Esther Lorrie Dr	Condo	1	1	8	\$305K	\$300K
9 October, 2017	1 Norbrook Cres	Detached	3	3	24	\$779K	\$750K
10 October, 2017	41 Sonoma Way	Detached	3	4	19	\$680K	\$645K
11 October, 2017	3, 2002 Martin Grove Rd	Townhouse	3	2	35	\$432K	\$425K
	2723, 700 Humberwood Blvd	Condo	2	1	19	\$359K	\$354K
12 October, 2017	2025, 700 Humberwood Blvd	Condo	2	1	44	\$370K	\$365K
14 October, 2017	840 Queens Plate Dr	Condo	1	1	50	\$300K	\$295K
16 October, 2017	803, 80 Esther Lorrie Dr	Condo	1	1	52	\$350K	\$336K
17 October, 2017	207, 80 Esther Lorrie Dr	Condo	1	1	13	\$300K	\$299K
19 October, 2017	16 Humheller Rd	Detached	3	2	14	\$660K	\$645K
	1103, 840 Queen's Plate Dr	Condo	1	2	166	\$349K	\$345K
20 October, 2017	6 Midhurst Dr	Detached	3	2	7	\$600K	\$610K
22 October, 2017	506A, 710 Humberwood Blvd	Condo	2	1	7	\$355K	\$355K
24 October, 2017	314, 6 Humberline Dr	Condo	2	2	18	\$420K	\$413K

Data

Month, Day, Year of Sold Date	Address1	Property Type	Bedrooms	Washrooms	Days on the Market	List Price	Sold Price
24 October, 2017	605, 710 Humberwood Blvd	Condo	2	2	13	\$379K	\$405K
25 October, 2017	21 Rex Gate	Detached	3	2	6	\$580K	\$650K
27 October, 2017	1 Millview Cres	Detached	3	2	9	\$640K	\$611K
	27, 2006 Martin Grove Rd	Townhouse	3	3	13	\$500K	\$492K
28 October, 2017	97, 250 John Garland Blvd	Townhouse	3	2	32	\$270K	\$235K
29 October, 2017	1 Aquila Crt	Detached	3	2	2	\$700K	\$690K
31 October, 2017	7, 2002 Martin Grove Rd	Townhouse	3	3	54	\$398K	\$355K
	514, 80 Esther Lorrie Dr	Condo	1	1	93	\$315K	\$304K
	707, 80 Esther Lorrie Dr	Condo	1	1	34	\$330K	\$311K
2 November, 2017	718, 6 Humberline Dr	Condo	1	1	127	\$369K	\$354K
3 November, 2017	167, 252 John Garland Blvd N	Townhouse	3	2	53	\$339K	\$334K
	2028 Martin Grove Rd	Townhouse	3	3	9	\$550K	\$525K
6 November, 2017	38 Hawkedon Cres	Detached	4	2	8	\$670K	\$645K
10 November, 2017	803, 6 Humberline Dr	Condo	1	1	11	\$299K	\$307K
11 November, 2017	35 Woodsvie Ave	Detached	3	3	18	\$660K	\$648K
12 November, 2017	5, 47 Lexington Ave	Townhouse	3	2	6	\$299K	\$406K
14 November, 2017	1530, 700 Humberwood Blvd	Condo	2	1	74	\$370K	\$357K
16 November, 2017	1206, 80 Esther Lorrie St	Townhouse	1	1	62	\$320K	\$320K
	1722, 700 Humberwood Blvd	Condo	1	1	4	\$315K	\$310K
17 November, 2017	10, 242 John Garland Blvd	Townhouse	3	2	50	\$309K	\$305K
18 November, 2017	804, 80 Esther Lorrie Dr	Condo	1	1	67	\$310K	\$305K
20 November, 2017	2414, 710 Humberwood Blvd	Condo	2	2	45	\$440K	\$410K
21 November, 2017	29 Thoroughbred Cres	Detached	4	4	39	\$990K	\$950K
	59 Bordeaux Crct	Detached	3	4	7	\$778K	\$755K
	63C View Green Cres	Townhouse	3	4	26	\$700K	\$684K
22 November, 2017	7 Loire Crt	Detached	4	4	27	\$810K	\$785K
	35 Waterbeach Cres	Detached	3	2	14	\$650K	\$653K
24 November, 2017	132 Triple Crown Ave	Townhouse	3	4	29	\$725K	\$683K

Data

Month, Day, Year of Sold Date	Address1	Property Type	Bedrooms	Washrooms	Days on the Market	List Price	Sold Price
25 November, 2017	9 Helmsdale Cres	Detached	3	3	21	\$700K	\$677K
26 November, 2017	9 Woolenscote Circ	Detached	3	4	19	\$649K	\$640K
	724, 6 Humberline Dr	Condo	1	1	25	\$299K	\$330K
	2710, 710 Humberwood Blvd	Condo	1	1	51	\$340K	\$335K
28 November, 2017	31 Topbank Dr	Detached	4	4	27	\$1,050K	\$999K
	82 Avening Dr	Detached	3	2	18	\$620K	\$605K
	184, 262 John Garland Blvd	Townhouse	4	2	31	\$355K	\$339K
	906, 80 Esther Lorrie Dr	Condo	2	2	54	\$400K	\$405K
29 November, 2017	17 Pergola Rd	Detached	4	2	20	\$650K	\$655K
	101, 80 Esther Lorrie Dr	Condo	1	1	4	\$339K	\$335K
30 November, 2017	2708, 710 Humberwood Blvd	Condo	1	1	28	\$348K	\$325K
4 December, 2017	163 Mercury Rd	Detached	4	4	55	\$949K	\$930K
6 December, 2017	22 Norbrook Cres	Detached	3	4	2	\$785K	\$736K
	222, 80 Esther Lorrie Dr	Condo	1	1	3	\$310K	\$306K
	1110, 80 Esther Lorrie Dr	Condo	1	1	2	\$359K	\$349K
7 December, 2017	910, 80 Esther Lorrie Dr	Condo	1	1	3	\$340K	\$335K
8 December, 2017	1022, 80 Esther Lorrie Dr	Condo	1	1	90	\$315K	\$300K
9 December, 2017	113, 710 Humberwood Blvd	Condo	3	2	13	\$460K	\$425K
12 December, 2017	42 Bordeaux Crct	Detached	3	4	77	\$770K	\$750K
13 December, 2017	507, 600 Rexdale Blvd	Condo	1	1	29	\$269K	\$265K
20 December, 2017	59 View Crest Circ	Townhouse	3	4	16	\$625K	\$630K
	1607, 840 Queen's Plate Dr	Condo	2	2	1	\$508K	\$508K
21 December, 2017	32 Marlebon Rd	Semi-Detached	3	4	110	\$750K	\$725K
22 December, 2017	1206A, 710 Humberwood Blvd	Condo	2	1	39	\$379K	\$368K
	Ph 1202, 80 Esther Lorrie Dr	Condo	1	1	15	\$349K	\$347K
23 December, 2017	44 Moon Valley Dr	Detached	4	4	6	\$720K	\$680K
	90, 2 Litchfield Crt	Townhouse	4	3	60	\$515K	\$494K
25 December, 2017	1102, 710 Humberwood Blvd	Condo	2	2	7	\$399K	\$403K

Data

Month, Day, Year of Sold Date	Address1	Property Type	Bedrooms	Washrooms	Days on the Market	List Price	Sold Price
27 December, 2017	30 Provence Tr	Detached	3	3	16	\$650K	\$610K
	715, 80 Esther Lorrie Dr	Condo	1	1	13	\$330K	\$322K
29 December, 2017	30 Mare Cres	Townhouse	3	4	35	\$655K	\$645K
	146, 254 John Garland Blvd	Townhouse	4	2	9	\$320K	\$340K
2 January, 2018	11 Midhurst Dr	Detached	4	3	105	\$830K	\$780K
	22 Jansusie Rd	Detached	4	2	29	\$719K	\$700K
9 January, 2018	39 Hun Cres	Detached	3	3	71	\$610K	\$585K
10 January, 2018	320, 80 Esther Lorrie Dr	Condo	1	1	72	\$305K	\$295K
13 January, 2018	39 Arborview Cres	Detached	4	4	57	\$950K	\$930K
14 January, 2018	19 Helmsdale Cres	Detached	3	2	33	\$685K	\$672K
16 January, 2018	220, 6 Humberline Dr	Condo	1	1	66	\$315K	\$309K
	Ph 1, 710 Humberwood Blvd	Condo	1	1	5	\$350K	\$350K
18 January, 2018	711, 80 Esther Lorrie Dr	Condo	1	1	83	\$304K	\$300K
19 January, 2018	2 Channing Pl	Semi-Detached	3	3	4	\$690K	\$675K
	19 Woodsview Ave	Detached	3	3	10	\$655K	\$648K
	407, 840 Queen's Plate Dr	Condo	1	1	3	\$328K	\$331K
	2407, 710 Humberwood Blvd	Condo	2	2	53	\$419K	\$400K
22 January, 2018	21 Millview Cres	Detached	3	2	18	\$725K	\$699K
24 January, 2018	1112, 80 Esther Lorrie Dr	Condo	2	2	63	\$440K	\$428K
31 January, 2018	47 Triple Crown Ave	Townhouse	3	3	56	\$649K	\$636K
8 February, 2018	1516, 700 Humberwood Blvd	Condo	1	1	14	\$299K	\$320K
	Ph03, 710 Humberwood Blvd	Condo	1	1	1	\$375K	\$373K
14 February, 2018	17 Alicewood Crt	Detached	3	3	139	\$879K	\$860K
15 February, 2018	1705, 840 Queen's Plate Dr	Condo	1	2	73	\$682K	\$620K
20 February, 2018	21 Hawkedon Cres	Detached	4	3	28	\$750K	\$720K
	63, 464 Silverstone Dr	Townhouse	4	3	12	\$490K	\$485K
	618, 80 Esther Lorrie Dr	Condo	2	2	165	\$425K	\$410K
22 February, 2018	215, 80 Esther Lorrie Dr	Condo	1	1	6	\$319K	\$319K

Data

Month, Day, Year of Sold Date	Address1	Property Type	Bedrooms	Washrooms	Days on the Market	List Price	Sold Price
25 February, 2018	2617, 700 Humberwood Blvd	Condo	2	2	19	\$435K	\$433K
28 February, 2018	1404, 840 Queen's Plate Dr	Condo	1	1	23	\$365K	\$365K
1 March, 2018	912, 840 Queens Plate Dr	Condo	1	2	41	\$374K	\$368K
4 March, 2018	52 Mancroft Cres	Detached	3	1	3	\$740K	\$725K
5 March, 2018	505, 80 Esther Lorrie Dr	Condo	2	2	11	\$450K	\$440K
6 March, 2018	53 Esther Lorrie Dr	Detached	3	2	1	\$778K	\$776K
	908, 80 Esther Lorrie Dr	Condo	1	1	18	\$360K	\$350K
11 March, 2018	31 Humheller Rd	Detached	4	2	17	\$760K	\$753K
	164, 252 John Garland Blvd	Townhouse	3	2	12	\$269K	\$375K
	1818, 700 Humberwood Blvd	Condo	2	2	12	\$415K	\$415K
14 March, 2018	30 Lynmont Rd	Detached	3	2	7	\$715K	\$707K
16 March, 2018	1421, 700 Humberwood Blvd	Condo	1	1	13	\$345K	\$360K
19 March, 2018	212, 840 Queens Plate Dr	Condo	1	1	34	\$381K	\$371K
	428, 700 Humberwood Blvd	Condo	2	2	16	\$430K	\$425K
20 March, 2018	90 Mercury Rd	Detached	3	2	1	\$750K	\$730K
	1101, 840 Queens Plate Dr	Condo	1	2	27	\$365K	\$352K
	1110, 80 Esther Lorrie Dr	Condo	1	1	0	\$359K	\$355K
21 March, 2018	1712, 840 Queens Plate Dr	Condo	2	2	41	\$588K	\$570K
22 March, 2018	2A View Green Cres	Townhouse	3	4	11	\$689K	\$682K
23 March, 2018	5, 47 Lexington Ave	Townhouse	3	3	30	\$539K	\$540K
26 March, 2018	41 Waterbeach Cres	Detached	3	2	10	\$698K	\$680K
27 March, 2018	309, 840 Queen's Plate Dr	Condo	1	1	19	\$360K	\$354K
28 March, 2018	1502, 710 Humberwood Blvd	Condo	2	2	9	\$400K	\$408K
30 March, 2018	8 Brownridge Cres	Semi-Detached	3	2	22	\$639K	\$630K