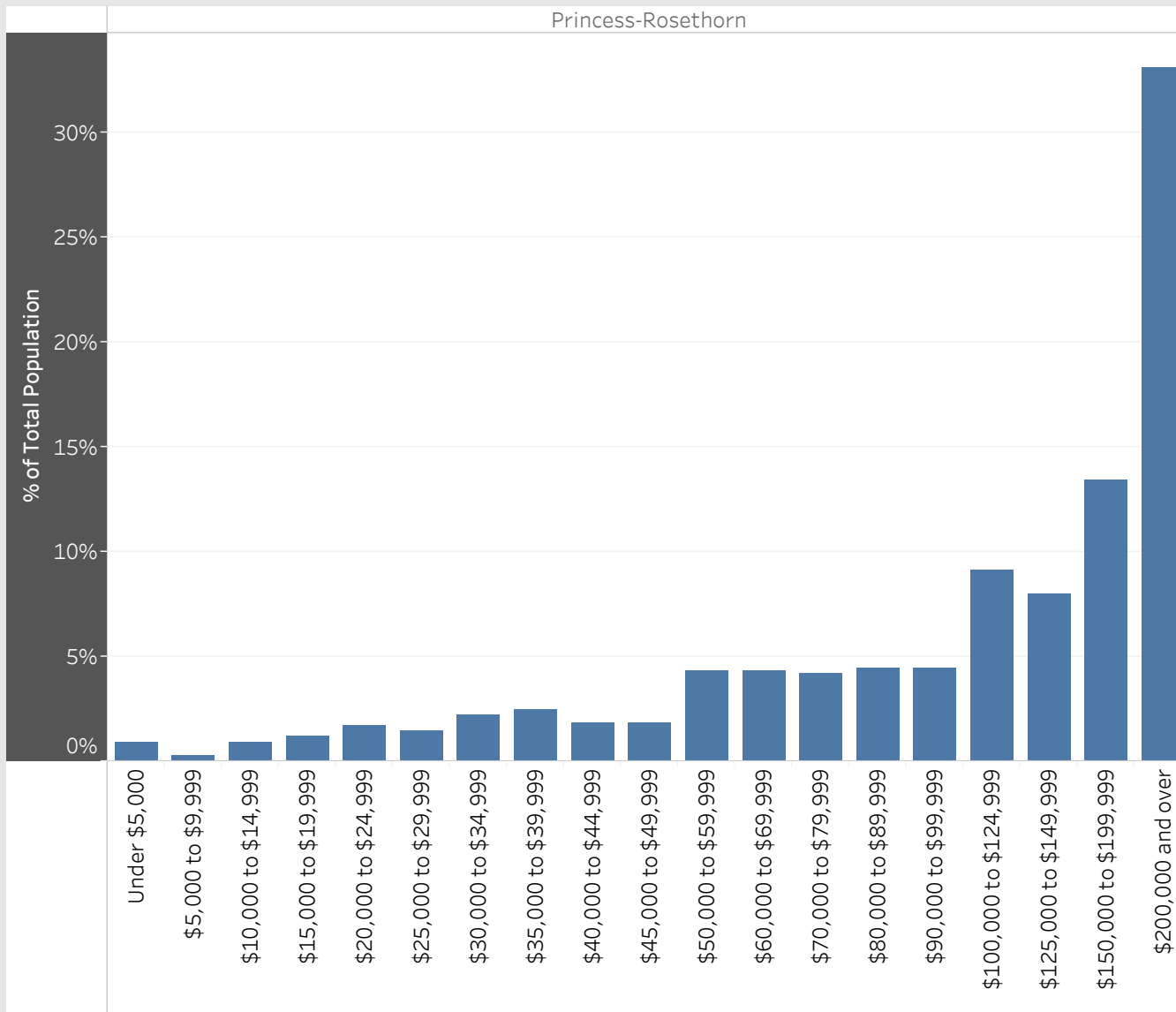


Princess-Rosethorn
Neighbourhood Breakdown
July 1st, 2015 - March 31st, 2018

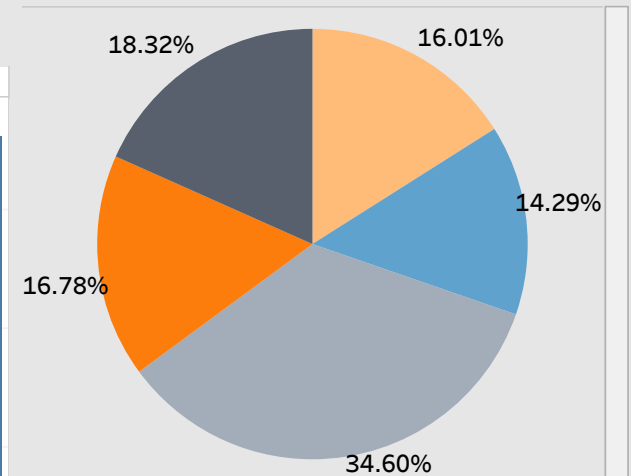


2016 StatsCan Data

Household Income in Princess-Rosethorn



Age

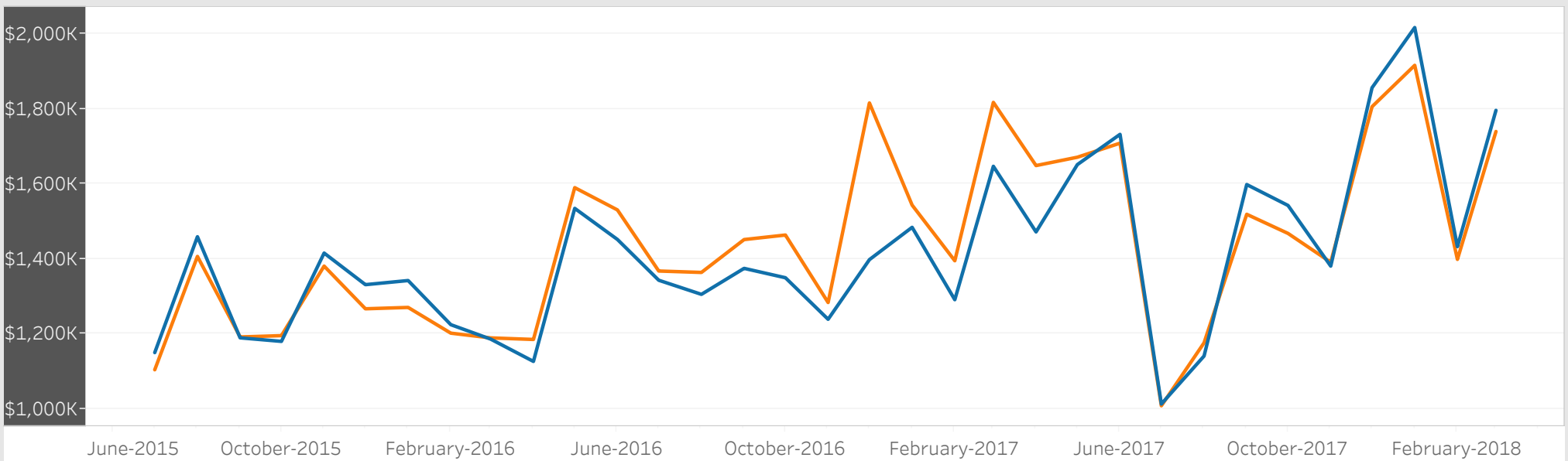


- Children (0-14 years)
- Youth (15-24 years)
- Working Age (25-54 years)
- Pre-retirement (55-64 years)
- Seniors (65+ years)

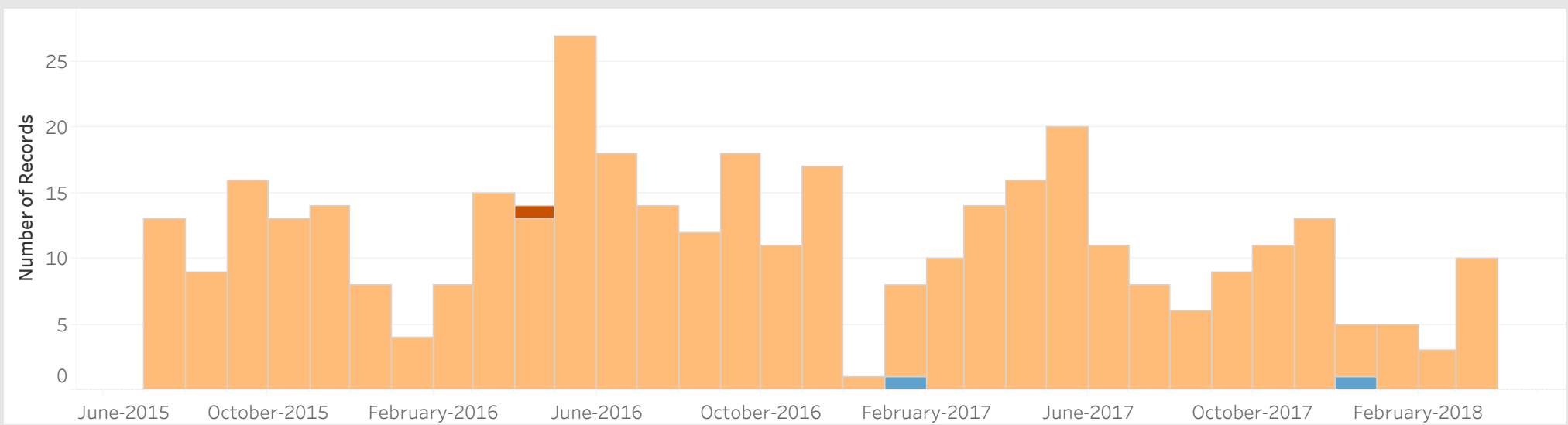
Visible Minorities

Not a visible minority	80.95%
South Asian	5.34%
Chinese	4.52%
Korean	1.99%
Latin American	1.49%
Black	1.45%
Multiple visible minorities	0.90%
Filipino	0.81%
West Asian	0.77%
Southeast Asian	0.68%
Japanese	0.50%
Visible minority; n.i.e.	0.41%
Arab	0.18%

Average Sold Price vs. Average Ask Price in Princess-Rosethorn



Properties Sold in Princess-Rosethorn by Month



Data

Month, Day, Year of Sold Date	Address1	Property Type	Bedrooms	Washrooms	Days on the Market	List Price	Sold Price
1 July, 2015	3 Prince George Dr, Toronto	Detached	3	3	17	\$1,500K	\$1,338K
2 July, 2015	7 Hillcroft Dr, Toronto	Detached	4	4	30	\$1,248K	\$1,185K
6 July, 2015	114 Lloyd Manor Rd, Toronto	Detached	3	2	20	\$849K	\$825K
12 July, 2015	32 Farningham Cres, Toronto	Detached	3	3	11	\$889K	\$940K
13 July, 2015	4 Mossford Crt, Toronto	Detached	3	2	5	\$745K	\$735K
	76 Ravenscrest Dr, Toronto	Detached	3	2	12	\$800K	\$800K
19 July, 2015	74 North Heights Rd, Toronto	Detached	3	2	13	\$779K	\$725K
20 July, 2015	21 Thornly Cres, Toronto	Detached	4	4	27	\$1,121K	\$1,085K
22 July, 2015	38 Hedges Blvd, Toronto	Detached	5	5	30	\$1,249K	\$1,238K
	107 Perry Cres, Toronto	Detached	4	3	86	\$1,399K	\$1,316K
23 July, 2015	31 Remington Dr, Toronto	Detached	3	3	35	\$1,297K	\$1,243K
27 July, 2015	116 Rathburn Rd, Toronto	Detached	3	2	6	\$879K	\$925K
28 July, 2015	35 Twyford Rd, Toronto	Detached	3	4	51	\$2,195K	\$2,000K
4 August, 2015	22 Abilene Dr, Toronto	Detached	3	3	1	\$1,250K	\$1,385K
7 August, 2015	78 Ravenscrest Dr, Toronto	Detached	3	2	19	\$860K	\$829K
12 August, 2015	35 Pheasant Lane, Toronto	Detached	4	7	7	\$2,598K	\$2,500K
14 August, 2015	12 Warrender Ave, Toronto	Detached	4	4	66	\$1,095K	\$998K
17 August, 2015	79 Rathburn Rd, Toronto	Detached	3	2	5	\$959K	\$945K
18 August, 2015	19 Plumbstead Crt, Toronto	Detached	3	5	127	\$2,198K	\$1,920K
20 August, 2015	164 Lloyd Manor Rd, Toronto	Detached	3	3	4	\$935K	\$935K
25 August, 2015	487 The Kingsway , Toronto	Detached	3	3	34	\$1,989K	\$1,900K
30 August, 2015	50 Firwood Cres, Toronto	Detached	3	5	33	\$1,248K	\$1,248K
2 September, 2015	17 Golfcrest Rd, Toronto	Detached	3	3	29	\$1,379K	\$1,355K
7 September, 2015	4 Harrowby Crt, Toronto	Detached	4	3		\$1,079K	\$1,015K
8 September, 2015	87 Abilene Dr, Toronto	Detached	3	3	8	\$1,050K	\$1,152K
13 September, 2015	32 Blair Athol Cres, Toronto	Detached	3	3	6	\$1,099K	\$1,258K
14 September, 2015	48 Glen Agar Dr, Toronto	Detached	3	2	41	\$779K	\$743K
	155 Princess Margaret Blvd, Toronto	Detached	3	2	7	\$748K	\$750K

Data

Month, Day, Year of Sold Date	Address1	Property Type	Bedrooms	Washrooms	Days on the Market	List Price	Sold Price
15 September, 2015	91 Farningham Cres, Toronto	Detached	3	4	8	\$1,195K	\$1,255K
17 September, 2015	9 Orkney Cres, Toronto	Detached	3	4	3	\$1,329K	\$1,330K
20 September, 2015	10 Farningham Cres, Toronto	Detached	4	5	7	\$1,899K	\$1,900K
22 September, 2015	80 Farningham Cres, Toronto	Detached	3	3	8	\$849K	\$921K
	1272 Kipling Ave, Toronto	Detached	3	2	9	\$690K	\$685K
23 September, 2015	1 Farningham Cres, Toronto	Detached	3	3	10	\$950K	\$938K
	65 Lloyd Manor Rd, Toronto	Detached	3	1	7	\$639K	\$641K
27 September, 2015	4 Kevi Lane, Toronto	Detached	4	4	13	\$1,399K	\$1,350K
28 September, 2015	20 Bemersyde Dr, Toronto	Detached	3	3	8	\$1,089K	\$1,100K
30 September, 2015	73 Sir Williams Lane, Toronto	Detached	4	7	70	\$2,858K	\$2,675K
3 October, 2015	76 Farningham Cres, Toronto	Detached	3	3	13	\$1,048K	\$1,035K
5 October, 2015	3 Farningham Cres, Toronto	Detached	3	3	8	\$1,195K	\$1,252K
	10 Orrell Ave, Toronto	Detached	2	2	5	\$1,085K	\$1,195K
8 October, 2015	104 Princess Anne Cres, Toronto	Detached	3	4	7	\$1,275K	\$1,275K
12 October, 2015	187 Princess Anne Cres, Toronto	Detached	3	3		\$1,049K	\$1,078K
	1342 Islington Ave, Toronto	Detached	3	2	21	\$650K	\$640K
13 October, 2015	26 Ballantyne Crt, Toronto	Detached	3	2	7	\$1,000K	\$1,160K
14 October, 2015	146 Lloyd Manor Rd, Toronto	Detached	3	2	7	\$948K	\$1,050K
17 October, 2015	7 Ashwood Cres, Toronto	Detached	5	5	31	\$1,388K	\$1,335K
20 October, 2015	12 Pheasant Lane, Toronto	Detached	4	6	23	\$2,695K	\$2,500K
22 October, 2015	42 Warrender Ave, Toronto	Detached	4	3	17	\$839K	\$825K
24 October, 2015	137 Princess Margaret Blvd, Toronto	Detached	3	2	4	\$879K	\$855K
31 October, 2015	10 Ashford Dr, Toronto	Detached	3	3	10	\$1,288K	\$1,338K
5 November, 2015	15 Dornoch Dr, Toronto	Detached	3	2	4	\$859K	\$849K
6 November, 2015	24 Aylesbury Rd, Toronto	Detached	3	5	24	\$1,599K	\$1,575K
9 November, 2015	22 Lesmar Dr, Toronto	Detached	3	2	6	\$699K	\$802K
	54 Firwood Cres, Toronto	Detached	3	5	27	\$1,089K	\$1,089K
11 November, 2015	65 Thorncrest Rd, Toronto	Detached	4	5	24	\$2,000K	\$1,860K

Data

Month, Day, Year of Sold Date	Address1	Property Type	Bedrooms	Washrooms	Days on the Market	List Price	Sold Price
15 November, 2015	45 Firwood Cres, Toronto	Detached	4	5	66	\$1,600K	\$1,567K
17 November, 2015	9 Orrell Ave, Toronto	Detached	4	5	51	\$2,875K	\$2,755K
21 November, 2015	1179 Kipling Ave, Toronto	Detached	3	2	3	\$730K	\$730K
23 November, 2015	23 Tromley Dr, Toronto	Detached	3	2	6	\$789K	\$810K
24 November, 2015	63 North Heights Rd, Toronto	Detached	5	4	6	\$1,000K	\$960K
26 November, 2015	19 Thornly Cres, Toronto	Detached	4	4	4	\$899K	\$911K
27 November, 2015	11 Burrows Ave, Toronto	Detached	4	6	72	\$1,899K	\$1,799K
	25 Cheshire Dr, Toronto	Detached	4	4	1	\$1,305K	\$1,275K
30 November, 2015	40 Princess Margaret Blvd, Toronto	Detached	5	6	77	\$2,475K	\$2,350K
1 December, 2015	457 Martin Grove Rd, Toronto	Detached	3	2	6	\$650K	\$655K
2 December, 2015	28 Sir Williams Lane, Toronto	Detached	4	5	36	\$2,185K	\$2,000K
5 December, 2015	4 Tettenhall Rd, Toronto	Detached	3	3	5	\$1,249K	\$1,250K
8 December, 2015	23 Duncairn Dr, Toronto	Detached	3	2	10	\$898K	\$890K
11 December, 2015	52 Firwood Cres, Toronto	Detached	3	5	114	\$1,069K	\$1,030K
15 December, 2015	19 Ballantyne Crt, Toronto	Detached	3	3	43	\$1,399K	\$1,340K
17 December, 2015	14 Ballantyne Crt, Toronto	Detached	4	5	113	\$2,000K	\$1,800K
	50 Great Oak Dr, Toronto	Detached	3	2	2	\$1,200K	\$1,170K
13 January, 2016	51 Ravensbourne Cres, Toronto	Detached	3	3	2	\$879K	\$932K
	75 Thorncrest Rd, Toronto	Detached	4	5	76	\$2,365K	\$2,100K
14 January, 2016	555 The Kingsway , Toronto	Detached	3	3	39	\$1,245K	\$1,200K
29 January, 2016	106 Great Oak Dr	Detached	3	2	15	\$880K	\$850K
3 February, 2016	52 Oldham Rd	Detached	3	2	6	\$965K	\$954K
	444 The Kingsway	Detached	4	3	83	\$1,378K	\$1,280K
	1410 Islington Ave	Detached	4	5	10	\$1,989K	\$1,950K
8 February, 2016	557 The Kingsway	Detached	3	4	21	\$1,250K	\$1,225K
10 February, 2016	1271 Kipling Ave	Detached	2	2	2	\$899K	\$925K
11 February, 2016	5 Nashland Ave	Detached	3	2	17	\$979K	\$935K
	31 Bournemouth Rd	Detached	3	3	10	\$1,388K	\$1,362K

Data

Month, Day, Year of Sold Date	Address1	Property Type	Bedrooms	Washrooms	Days on the Market	List Price	Sold Price
23 February, 2016	11 Greening Cres	Detached	3	2	6	\$948K	\$985K
2 March, 2016	71 Rathburn Rd	Detached	2	3	6	\$1,075K	\$1,025K
	135 Prince George Dr	Detached	3	2	29	\$899K	\$885K
4 March, 2016	262 Martin Grove Rd	Detached	4	5	17	\$1,299K	\$1,260K
8 March, 2016	27 Pheasant Lane	Detached	4	9	36	\$2,398K	\$2,300K
9 March, 2016	28 Pheasant Lane	Detached	4	5	51	\$1,850K	\$1,750K
	64 Prince George Dr	Detached	3	3	1	\$1,295K	\$1,325K
17 March, 2016	23 Duncairn Dr	Detached	3	2	5	\$899K	\$952K
18 March, 2016	98 Lloyd Manor Rd	Detached	5	5	72	\$1,229K	\$1,185K
21 March, 2016	36 Warrender Ave	Detached	3	3	31	\$899K	\$875K
22 March, 2016	1343 Islington Ave	Detached	3	2	26	\$899K	\$890K
23 March, 2016	5 Cheshire Dr	Detached	3	2	5	\$850K	\$920K
	24 Lesmar Dr	Detached	3	1	9	\$699K	\$842K
24 March, 2016	10 Blackdown Cres	Detached	3	4	18	\$1,698K	\$1,655K
	65 Glen Agar Dr	Detached	3	2	21	\$800K	\$782K
	138 Rathburn Rd	Detached	4	5	8	\$1,000K	\$1,193K
1 April, 2016	53 Decarie Circ	Detached	3	3	4	\$1,099K	\$1,176K
3 April, 2016	20 Ravenscrest Dr	Detached	3	2	2	\$900K	\$965K
	1438 Islington Ave	Detached	3	2	12	\$869K	\$870K
8 April, 2016	7 Weybridge Crt	Detached	4	6	10	\$1,679K	\$1,640K
12 April, 2016	36 Ravensbourne Cres	Detached	3	3	5	\$1,389K	\$1,475K
	46 Firwood Cres	Detached	3	2	7	\$740K	\$903K
	49 Ravensbourne Cres, Toronto	Detached	4	3	1	\$1,049K	\$1,202K
14 April, 2016	63 Orkney Cres	Detached	3	3	3	\$1,187K	\$1,257K
15 April, 2016	115, 2 Valhalla Inn Rd	Condo	2	3	17	\$330K	\$335K
19 April, 2016	6 Ashwood Cres	Detached	3	3	7	\$998K	\$1,377K
22 April, 2016	41 Bemersyde Dr	Detached	4	4	10	\$1,589K	\$1,555K
28 April, 2016	3 Hedges Blvd	Detached	3	2	2	\$988K	\$1,036K

Data

Month, Day, Year of Sold Date	Address1	Property Type	Bedrooms	Washrooms	Days on the Market	List Price	Sold Price
28 April, 2016	553 The Kingsway	Detached	4	4	15	\$1,279K	\$1,250K
30 April, 2016	28 Duncairn Dr	Detached	4	5	58	\$1,675K	\$1,550K
1 May, 2016	1 Sir Williams Lane	Detached	4	4	10	\$1,888K	\$1,783K
	12 Mossford Crt	Detached	4	5	3	\$1,648K	\$1,738K
2 May, 2016	8 Ashwood Cres	Detached	3	4	5	\$1,399K	\$1,585K
3 May, 2016	16 Aylesbury Rd	Detached	3	3	5	\$1,699K	\$1,685K
4 May, 2016	11 Ashwood Cres	Detached	3	3	9	\$1,299K	\$1,450K
	29 Birchcroft Rd	Detached	4	5	41	\$1,688K	\$1,640K
5 May, 2016	59 Ravensbourne Cres	Detached	3	3	8	\$1,325K	\$1,325K
	513 The Kingsway Way	Detached	3	3	3	\$1,299K	\$1,561K
6 May, 2016	21 Bywood Dr	Detached	4	5	49	\$3,095K	\$2,850K
10 May, 2016	58 Firwood Cres	Detached	3	5	125	\$1,039K	\$1,000K
	131 Princess Margaret Blvd	Detached	3	2	6	\$799K	\$952K
12 May, 2016	20 North Heights Rd	Detached	3	2	7	\$740K	\$819K
	30 Orkney Cres	Detached	3	3	7	\$1,350K	\$1,475K
	50 Prince George Dr	Detached	4	5	65	\$2,485K	\$2,450K
13 May, 2016	9 Thorncrest Rd	Detached	4	3	37	\$2,100K	\$2,050K
14 May, 2016	25 Appledale Rd	Detached	4	4	3	\$1,448K	\$1,438K
16 May, 2016	4 Weybridge Crt	Detached	3	3	11	\$1,399K	\$1,450K
	18 Mossford Crt	Detached	3	2	5	\$879K	\$1,057K
18 May, 2016	71 Farningham Cres	Detached	3	3	8	\$948K	\$1,265K
23 May, 2016	39 Great Oak Dr	Detached	4	4	47	\$2,499K	\$2,275K
24 May, 2016	62 Glen Agar Dr	Detached	3	3	7	\$900K	\$1,100K
25 May, 2016	15 Lloyd Manor Rd	Detached	3	3	8	\$1,069K	\$1,010K
	20 Bywood Dr	Detached	4	5	9	\$1,949K	\$1,912K
26 May, 2016	36 Rockingham Dr	Detached	4	5	7	\$1,599K	\$1,550K
27 May, 2016	31 Pheasant Lane	Detached	4	8	2	\$2,399K	\$2,410K
31 May, 2016	34 Tromley Dr	Detached	4	4	5	\$1,199K	\$1,376K

Data

Month, Day, Year of Sold Date	Address1	Property Type	Bedrooms	Washrooms	Days on the Market	List Price	Sold Price
31 May, 2016	63 Farningham Cres	Detached	3	3	7	\$1,298K	\$1,725K
1 June, 2016	7 Farningham Cres	Detached	3	3	16	\$1,249K	\$1,265K
	15 Golfcrest Rd	Detached	4	5	42	\$2,538K	\$2,300K
2 June, 2016	12 Prince George Dr	Detached	5	7	63	\$2,100K	\$1,985K
	130 Princess Margaret Blvd	Detached	3	2	4	\$849K	\$980K
7 June, 2016	25 Great Oak Dr	Detached	4	4	57	\$1,849K	\$1,820K
	1171 Kipling Ave	Detached	3	3	1	\$798K	\$980K
8 June, 2016	83 Ravensbourne Cres	Detached	3	3	6	\$1,149K	\$1,451K
9 June, 2016	17 Warrender Ave	Detached	4	3	0	\$1,148K	\$1,265K
14 June, 2016	3 Cheshire Dr	Detached	3	2	8	\$850K	\$950K
	65 Twyford Rd	Detached	3	3	8	\$1,328K	\$1,505K
18 June, 2016	34 Remington Dr	Detached	3	6	5	\$2,250K	\$2,265K
20 June, 2016	112 Princess Margaret Blvd	Detached	3	2	6	\$948K	\$1,280K
21 June, 2016	19 Cedarland Dr	Detached	3	4	8	\$1,399K	\$1,505K
22 June, 2016	30 Sir Williams Lane	Detached	5	4	64	\$3,338K	\$3,200K
27 June, 2016	187 Princess Margaret Blvd	Detached	3	2	6	\$769K	\$835K
28 June, 2016	38 Bywood Dr	Detached	3	2	8	\$1,198K	\$1,501K
	43 Beaverbrook Ave	Detached	3	2	12	\$778K	\$735K
30 June, 2016	16 Totteridge Rd	Detached	4	5	6	\$1,595K	\$1,730K
5 July, 2016	22 Princess Anne Cres	Detached	3	3	5	\$1,300K	\$1,390K
7 July, 2016	214 Lloyd Manor Rd	Detached	3	3	3	\$999K	\$1,041K
10 July, 2016	14 Orrell Ave	Detached	4	6	31	\$2,439K	\$2,290K
11 July, 2016	61 Lloyd Manor Rd	Detached	3	2	11	\$900K	\$989K
12 July, 2016	135 Prince George Dr	Detached	3	3	10	\$1,239K	\$1,205K
15 July, 2016	5 Crediton Crt	Detached	3	3	3	\$1,250K	\$1,390K
16 July, 2016	33 Abilene Dr	Detached	4	4	11	\$1,969K	\$1,870K
	43 Rathburn Rd	Detached	6	7	45	\$1,989K	\$1,955K
20 July, 2016	7 Firwood Cres	Detached	3	3	48	\$975K	\$922K

Data

Month, Day, Year of Sold Date	Address1	Property Type	Bedrooms	Washrooms	Days on the Market	List Price	Sold Price
20 July, 2016	49 Ravensbourne Cres	Detached	4	3	5	\$1,049K	\$1,273K
23 July, 2016	56 Firwood Cres	Detached	3	5	199	\$1,379K	\$1,300K
26 July, 2016	3 Stanthorpe Crt	Detached	4	3	7	\$1,149K	\$1,390K
	93 Lloyd Manor Rd	Detached	2	2	5	\$968K	\$1,008K
29 July, 2016	2 Great Oak Dr	Detached	4	2	15	\$1,198K	\$1,125K
2 August, 2016	450 The Kingsway	Detached	3	3	14	\$1,195K	\$1,550K
3 August, 2016	12 Glen Agar Dr	Detached	3	2	28	\$759K	\$755K
4 August, 2016	143 Princess Margaret Blvd	Detached	3	2	13	\$1,049K	\$995K
10 August, 2016	38 Warrender Ave	Detached	4	3	20	\$1,088K	\$1,063K
14 August, 2016	1 Winterton Dr	Detached	3	3	27	\$1,300K	\$1,200K
16 August, 2016	64 Thorncrest Rd	Detached	4	5	104	\$2,990K	\$2,900K
17 August, 2016	79 Glen Agar Dr	Detached	3	2	7	\$750K	\$937K
21 August, 2016	72 Great Oak Dr	Detached	4	4	19	\$1,500K	\$1,450K
22 August, 2016	14 Blair Athol Cres	Detached	3	3	7	\$1,298K	\$1,554K
23 August, 2016	26 Ravensbourne Cres	Detached	3	3	7	\$1,589K	\$1,658K
25 August, 2016	2 Shadowbrook Dr	Detached	3	2	15	\$849K	\$900K
30 August, 2016	155 Princess Anne Cres	Detached	4	3	6	\$1,298K	\$1,405K
3 September, 2016	57 Bywood Dr	Detached	4	5	11	\$2,699K	\$2,635K
10 September, 2016	24 Farningham Cres	Detached	3	3	54	\$1,225K	\$1,175K
14 September, 2016	24 Twyford Rd	Detached	3	3	8	\$1,399K	\$1,660K
15 September, 2016	6 Great Oak Dr	Detached	4	4	8	\$1,699K	\$1,699K
	23 Appledale Rd	Detached	3	1	2	\$880K	\$950K
16 September, 2016	159 Perry Cres	Detached	3	2	15	\$1,175K	\$1,150K
17 September, 2016	4 Farningham Cres	Detached	3	3	11	\$1,298K	\$1,425K
19 September, 2016	1 Savalon Crt	Detached	3	2	6	\$749K	\$826K
20 September, 2016	31 Oldham Rd	Detached	3	3	7	\$1,225K	\$1,328K
	62 Thorncrest Rd	Detached	5	7	5	\$2,938K	\$3,000K
25 September, 2016	34 Princess Margaret Blvd	Detached	3	2	6	\$1,200K	\$1,500K

Data

Month, Day, Year of Sold Date	Address1	Property Type	Bedrooms	Washrooms	Days on the Market	List Price	Sold Price
28 September, 2016	6 Hillavon Dr	Detached	4	3	2	\$1,298K	\$1,450K
	19 Palace Arch Dr	Detached	3	3	6	\$1,475K	\$1,800K
	46 Rockingham Dr	Detached	4	2	9	\$1,099K	\$1,325K
29 September, 2016	8 Kuhl Ave	Detached	3	2	3	\$989K	\$971K
	404 The Kingsway	Detached	4	3	14	\$1,699K	\$1,500K
30 September, 2016	5 Mossford Crt	Detached	3	2	11	\$899K	\$930K
	1292 Kipling Ave	Detached	3	2	16	\$799K	\$805K
3 October, 2016	11 Appledale Rd	Detached	3	1	7	\$689K	\$825K
	33 Oldham Rd	Detached	4	3	5	\$1,298K	\$1,656K
4 October, 2016	67 Farningham Cres	Detached	3	3	8	\$1,288K	\$1,250K
6 October, 2016	4 Cheshire Dr	Detached	4	3	15	\$1,099K	\$1,075K
12 October, 2016	23 Ravensbourne Cres	Detached	3	3	8	\$1,398K	\$1,825K
14 October, 2016	68 Twyford Rd	Detached	3	2	72	\$1,200K	\$1,163K
15 October, 2016	15 Blair Athol Cres	Detached	4	5	24	\$3,250K	\$3,100K
18 October, 2016	46 Beaverbrook Ave	Detached	3	2	6	\$700K	\$770K
19 October, 2016	9 Pheasant Lane	Detached	5	4	11	\$1,699K	\$2,075K
22 October, 2016	75 Ravensbourne Cres	Detached	3	3	8	\$1,228K	\$1,362K
25 October, 2016	19 Warrender Ave	Detached	4	3	5	\$998K	\$999K
1 November, 2016	8 Appledale Rd	Detached	4	3	7	\$998K	\$920K
	130 Princess Anne Cres	Detached	3	3	33	\$1,398K	\$1,380K
2 November, 2016	7 Ravensbourne Cres	Detached	3	3	6	\$1,398K	\$1,675K
	23 Twyford Rd	Detached	3	3	6	\$1,398K	\$1,671K
	37 Lesmar Dr	Detached	3	2	5	\$800K	\$860K
3 November, 2016	44 Beaverbrook Ave	Detached	3	2	8	\$749K	\$735K
9 November, 2016	25 Orkney Cres	Detached	4	5	98	\$2,389K	\$2,200K
14 November, 2016	19 Duncairn Dr	Detached	4	5	39	\$1,400K	\$1,450K
	24 Burwood Rd	Detached	3	2	0	\$969K	\$940K
18 November, 2016	1286 Kipling Ave	Detached	3	2	66	\$819K	\$797K

Data

Month, Day, Year of Sold Date	Address1	Property Type	Bedrooms	Washrooms	Days on the Market	List Price	Sold Price
18 November, 2016	1616 Islington Ave	Detached	3	3	3	\$998K	\$960K
21 November, 2016	4 Winterton Dr	Detached	3	4	8	\$959K	\$1,150K
	511 The Kingsway	Detached	3	3	7	\$1,998K	\$2,163K
23 November, 2016	10 Prince George Dr	Detached	3	3	6	\$1,450K	\$1,400K
	492 The Kingsway	Detached	4	3	36	\$1,589K	\$1,500K
28 November, 2016	5 Lloyd Manor Rd	Detached	3	3	6	\$949K	\$1,119K
29 November, 2016	166 Rathburn Rd	Detached	3	2	6	\$800K	\$901K
5 December, 2016	18 Plumbstead Crt	Detached	3	3	6	\$1,398K	\$1,816K
16 January, 2017	18 Thorncrest Rd	Detached	3	3	13	\$1,800K	\$2,010K
18 January, 2017	29 Ashwood Cres	Detached	3	3	9	\$1,500K	\$1,500K
20 January, 2017	82 Great Oak Dr	Detached	4	5	3	\$1,688K	\$1,688K
24 January, 2017	56 Prince George Dr	Detached	3	3	5	\$1,349K	\$1,510K
25 January, 2017	1292 Kipling Ave	Detached	3	2	7	\$800K	\$850K
29 January, 2017	25 Matthew Crt	Townhouse	3	3	2	\$1,089K	\$1,080K
30 January, 2017	5 Bournemouth Rd	Detached	3	3	7	\$1,249K	\$1,350K
31 January, 2017	1528 Islington Ave	Detached	5	5	83	\$2,399K	\$2,360K
8 February, 2017	51 Ravensbourne Cres	Detached	3	3	1	\$1,479K	\$1,525K
9 February, 2017	66 Farningham Cres	Detached	3	3	30	\$1,478K	\$1,400K
13 February, 2017	23 Appledale Rd	Detached	3	1	0	\$1,100K	\$1,120K
14 February, 2017	37 Cheshire Dr	Detached	3	3	8	\$1,219K	\$1,185K
	40 Glen Agar Dr	Detached	3	2	9	\$949K	\$1,445K
17 February, 2017	143 Princess Anne Cres	Detached	7	6	16	\$1,999K	\$1,900K
21 February, 2017	47 Orkney Cres	Detached	3	3	20	\$1,700K	\$1,638K
22 February, 2017	14 Cheshire Dr	Detached	3	1	7	\$899K	\$1,190K
23 February, 2017	47 Charleston Rd	Detached	3	2	3	\$899K	\$1,320K
28 February, 2017	53 Abinger Cres	Detached	3	2	7	\$1,189K	\$1,227K
1 March, 2017	543 The Kingsway	Detached	4	5	7	\$1,899K	\$2,199K
2 March, 2017	10 Greening Cres	Detached	3	2	2	\$999K	\$1,380K

Data

Month, Day, Year of Sold Date	Address1	Property Type	Bedrooms	Washrooms	Days on the Market	List Price	Sold Price
5 March, 2017	48 Twyford Rd	Detached	4	5	3	\$2,275K	\$2,275K
8 March, 2017	23 Vassar Dr	Detached	3	2	10	\$889K	\$950K
9 March, 2017	53 Glen Agar Dr	Detached	3	4	10	\$900K	\$890K
	75 Thorncrest Rd	Detached	4	7	2	\$2,650K	\$2,501K
14 March, 2017	78 Sir Williams Lane	Detached	4	3	7	\$1,500K	\$1,920K
25 March, 2017	10 Thornbury Cres	Detached	4	5	5	\$2,588K	\$2,867K
26 March, 2017	20 North Heights Rd	Detached	3	2	11	\$900K	\$1,150K
27 March, 2017	38 Abilene Dr	Detached	3	5	6	\$1,999K	\$2,500K
28 March, 2017	11 Mossford Crt	Detached	4	3	5	\$1,075K	\$970K
	46 Glen Agar Dr	Detached	3	2	7	\$1,089K	\$1,270K
	56 Ravensbourne Cres	Detached	3	3	7	\$1,398K	\$1,700K
31 March, 2017	10 Orrell Ave	Detached	4	4	21	\$2,898K	\$2,873K
3 April, 2017	44 Oldham Rd	Detached	3	3	7	\$1,350K	\$1,550K
	63 Winterton Dr	Detached	4	5	2	\$1,828K	\$1,850K
	68 Twyford Rd	Detached	3	2	12	\$988K	\$1,550K
4 April, 2017	16 Richdale Crt	Detached	4	4	7	\$1,375K	\$1,655K
	49 Great Oak Dr	Detached	3	2	7	\$1,249K	\$1,725K
5 April, 2017	3 Streatham Pl	Detached	4	4	8	\$1,300K	\$1,475K
	22 Orrell Ave	Detached	4	5	9	\$2,895K	\$2,825K
10 April, 2017	6 Rockingham Dr	Detached	3	2	7	\$1,150K	\$1,700K
	103 Glen Agar Dr	Detached	3	3	6	\$949K	\$925K
11 April, 2017	61 Farningham Cres	Detached	3	5	7	\$1,789K	\$1,910K
12 April, 2017	64 Beaverbrook Ave	Detached	2	2	7	\$900K	\$1,110K
15 April, 2017	462 The Kingsway	Detached	3	3	9	\$1,598K	\$1,753K
19 April, 2017	37 North Heights Rd	Detached	3	2	13	\$1,099K	\$1,075K
20 April, 2017	46 Ravenscrest Dr	Detached	4	5	8	\$1,888K	\$1,880K
25 April, 2017	4 Bemersyde Dr	Detached	3	3	8	\$1,595K	\$1,650K
30 April, 2017	29 Ashwood Cres	Detached	3	3	5	\$1,598K	\$1,750K

Data

Month, Day, Year of Sold Date	Address1	Property Type	Bedrooms	Washrooms	Days on the Market	List Price	Sold Price
3 May, 2017	15 Ravensbourne Cres	Detached	4	4	0	\$1,598K	\$1,688K
7 May, 2017	48 Bywood Dr	Detached	5	4	4	\$2,400K	\$2,300K
8 May, 2017	3 Harrowby Crt	Detached	4	3	6	\$1,275K	\$1,512K
	3 Orkney Cres	Detached	3	3	10	\$1,300K	\$1,611K
	37 Glen Agar Dr	Detached	4	4	7	\$1,498K	\$1,650K
	83 Prince George Dr	Detached	3	2	7	\$995K	\$1,090K
10 May, 2017	391 Martin Grove Rd	Detached	3	2	7	\$949K	\$930K
12 May, 2017	68 Beaverbrook Ave	Detached	3	2	1	\$960K	\$895K
15 May, 2017	33 Blair Athol Cres	Detached	4	6	7	\$2,499K	\$2,500K
	98 Ravenscrest Dr	Detached	3	2	6	\$895K	\$840K
18 May, 2017	46 Pheasant Lane	Detached	5	6	14	\$4,995K	\$4,800K
20 May, 2017	4 Bywood Dr	Detached	3	3	10	\$1,495K	\$1,675K
	98 Rathburn Rd	Detached	4	3	7	\$2,178K	\$2,050K
21 May, 2017	48 Appledale Rd	Detached	3	1	12	\$988K	\$950K
23 May, 2017	3 Savalon Crt	Detached	3	3	55	\$1,159K	\$1,125K
	9 Hedges Blvd	Detached	3	1	17	\$899K	\$899K
	31 Lloyd Manor Rd	Detached	3	3	9	\$1,100K	\$1,171K
24 May, 2017	4 Fairway Rd	Detached	5	5	5	\$2,849K	\$2,736K
25 May, 2017	90 Ravenscrest Dr	Detached	3	1	2	\$1,100K	\$1,147K
27 May, 2017	183 Princess Anne Cres	Detached	4	4	2	\$1,899K	\$1,855K
5 June, 2017	45 Lloyd Manor Rd	Detached	3	3	1	\$998K	\$998K
8 June, 2017	66 Ravensbourne Cres	Detached	3	3	10	\$1,499K	\$1,450K
9 June, 2017	29 Dewsbury Cres	Detached	5	4	10	\$1,388K	\$1,375K
16 June, 2017	4 Golfcrest Rd	Detached	4	6	16	\$2,650K	\$2,610K
19 June, 2017	31 Kuhl Ave	Detached	3	3	7	\$1,028K	\$1,215K
	466 The Kingsway	Detached	3	3	4	\$1,388K	\$1,388K
22 June, 2017	58 Twyford Rd	Detached	5	5	3	\$2,698K	\$2,650K
	75 Glen Agar Dr	Detached	3	3	29	\$920K	\$895K

Data

Month, Day, Year of Sold Date	Address1	Property Type	Bedrooms	Washrooms	Days on the Market	List Price	Sold Price
25 June, 2017	490 The Kingsway	Detached	3	3	3	\$1,788K	\$1,700K
26 June, 2017	32 Rathburn Rd	Detached	4	5	49	\$1,998K	\$1,890K
29 June, 2017	8 Golf Crest Rd	Detached	4	5	3	\$2,700K	\$2,625K
3 July, 2017	130 West Deane Park Dr	Detached	3	2	17	\$939K	\$890K
17 July, 2017	140 Princess Margaret Blvd	Detached	3	2	6	\$949K	\$990K
20 July, 2017	14 Vassar Dr	Detached	3	4	28	\$1,248K	\$1,230K
21 July, 2017	28 Burwood Rd	Detached	3	2	10	\$900K	\$890K
23 July, 2017	26 Beaverbrook Ave	Detached	3	2	19	\$900K	\$835K
25 July, 2017	74 Lloyd Manor Rd	Detached	3	3	16	\$799K	\$800K
27 July, 2017	51 Sir Williams Lane	Detached	4	3	2	\$1,489K	\$1,580K
29 July, 2017	9 Lloyd Manor Rd	Detached	2	2	25	\$879K	\$850K
4 August, 2017	16 Brynston Rd	Detached	3	1	3	\$949K	\$952K
9 August, 2017	75 Rathburn Rd	Detached	3	3	42	\$1,499K	\$1,440K
17 August, 2017	9 Ravenscrest Dr	Detached	3	3	2	\$900K	\$950K
21 August, 2017	9 Hatton Crt	Detached	3	4	7	\$1,249K	\$1,326K
24 August, 2017	23 Burrows Ave	Detached	3	1	1	\$950K	\$1,030K
31 August, 2017	11 Winterton Dr	Detached	4	4	7	\$1,298K	\$1,358K
7 September, 2017	74 Abilene Dr	Detached	4	3	2	\$1,598K	\$1,675K
8 September, 2017	74 Great Oak Dr	Detached	4	5	24	\$2,650K	\$2,465K
14 September, 2017	30 Farningham Cres	Detached	4	3	57	\$1,265K	\$1,100K
19 September, 2017	5 Ravensbourne Cres	Detached	3	3	7	\$1,649K	\$1,601K
	73 Great Oak Dr	Detached	4	4	8	\$1,598K	\$1,485K
22 September, 2017	73 Farningham Cres	Detached	3	2	1	\$1,200K	\$1,200K
23 September, 2017	46 Firwood Cres	Detached	4	5	31	\$1,898K	\$1,760K
27 September, 2017	42 Glen Agar Dr	Detached	3	2	17	\$1,098K	\$1,060K
29 September, 2017	28 Appledale Rd	Detached	4	2	120	\$1,429K	\$1,325K
2 October, 2017	21 Abinger Cres	Detached	5	4	26	\$2,198K	\$2,100K
4 October, 2017	6 Kuhl Ave	Detached	3	2	8	\$900K	\$875K

Data

Month, Day, Year of Sold Date	Address1	Property Type	Bedrooms	Washrooms	Days on the Market	List Price	Sold Price
4 October, 2017	8 Princess Anne Cres	Detached	4	4	19	\$1,775K	\$1,692K
6 October, 2017	11 Wainwright Dr	Detached	4	5	17	\$2,595K	\$2,449K
	19 Burwood Rd	Detached	3	3	33	\$1,100K	\$1,000K
8 October, 2017	58 Ravensbourne Cres	Detached	2	3	114	\$2,195K	\$2,080K
10 October, 2017	5 Cotman Cres	Detached	3	2	5	\$900K	\$917K
12 October, 2017	24 Longfield Rd	Detached	5	3	29	\$1,299K	\$1,150K
17 October, 2017	5 Vassar Dr	Detached	4	2	24	\$1,099K	\$1,089K
20 October, 2017	35 Rockingham Dr	Detached	4	5	10	\$1,848K	\$1,785K
22 October, 2017	12 Tromley Dr	Detached	3	2	17	\$1,059K	\$1,010K
3 November, 2017	33 Abilene Dr	Detached	4	4	41	\$2,090K	\$1,970K
5 November, 2017	58 Prince George Dr	Detached	3	3	81	\$1,410K	\$1,350K
7 November, 2017	1290 Kipling Ave	Detached	3	2	90	\$779K	\$748K
12 November, 2017	424 Martin Grove Rd	Detached	3	4	3	\$1,449K	\$1,407K
14 November, 2017	33 Ashford Dr	Detached	4	4	41	\$1,500K	\$1,489K
15 November, 2017	12 Aylesbury Rd	Detached	3	3	7	\$1,659K	\$1,930K
	49 Ravensbourne Cres	Detached	4	3	15	\$1,688K	\$1,688K
16 November, 2017	182 Lloyd Manor Rd	Detached	4	3	10	\$1,100K	\$1,050K
17 November, 2017	458 The Kingsway	Detached	3	4	61	\$1,690K	\$1,469K
19 November, 2017	80 Princess Margaret Blvd	Detached	4	4	3	\$1,198K	\$1,460K
21 November, 2017	79 North Heights Rd	Detached	3	2	12	\$848K	\$1,057K
	103 Glen Agar Dr	Detached	3	2	12	\$1,079K	\$1,055K
22 November, 2017	11 Bournemouth Rd	Detached	3	3	6	\$1,460K	\$1,412K
10 December, 2017	74 Princess Margaret Blvd	Detached	3	3	4	\$1,498K	\$1,440K
11 December, 2017	40 Princess Anne Cres	Detached	4	7	24	\$3,389K	\$3,250K
13 December, 2017	15 Remington Dr	Detached	4	5	6	\$2,099K	\$2,140K
15 December, 2017	8 Matthew Crt	Townhouse	3	3	18	\$1,099K	\$1,050K
24 December, 2017	1 Prince George Dr	Detached	3	2	21	\$1,198K	\$1,150K
5 January, 2018	108 Rathburn Rd	Detached	4	4	46	\$2,099K	\$2,040K

Data

Month, Day, Year of Sold Date	Address1	Property Type	Bedrooms	Washrooms	Days on the Market	List Price	Sold Price
11 January, 2018	11 Ballantyne Crt	Detached	4	5	55	\$3,225K	\$3,030K
	38 Tromley Dr	Detached	4	4	55	\$1,275K	\$1,210K
18 January, 2018	65 Thorncrest Rd	Detached	4	5	1	\$2,388K	\$2,327K
19 January, 2018	95 Great Oak Dr	Detached	3	1	56	\$1,099K	\$975K
8 February, 2018	6 Vassar Dr	Detached	3	2	9	\$899K	\$1,062K
22 February, 2018	1350 Islington Ave	Detached	5	2	57	\$1,749K	\$1,485K
26 February, 2018	20 Totteridge Rd	Detached	3	3	6	\$1,650K	\$1,649K
7 March, 2018	30 Golfcrest Rd	Detached	4	4	28	\$2,349K	\$2,282K
	76 Rathburn Rd	Detached	2	3	48	\$2,220K	\$2,107K
12 March, 2018	9 Lloyd Manor Rd	Detached	2	2	44	\$1,145K	\$885K
	24 Orrell Ave	Detached	5	5	45	\$3,275K	\$3,175K
14 March, 2018	34 Vassar Dr	Detached	3	3	12	\$900K	\$950K
16 March, 2018	73 Rathburn Rd	Detached	4	6	107	\$2,190K	\$2,075K
20 March, 2018	1159 Kipling Ave	Detached	4	4	17	\$1,188K	\$1,035K
24 March, 2018	31 Shadowbrook Dr	Detached	3	2	3	\$948K	\$960K
27 March, 2018	43 Ravensbourne Cres	Detached	4	3	7	\$1,750K	\$1,700K
	71 Thorncrest Rd	Detached	5	3	11	\$1,998K	\$2,230K