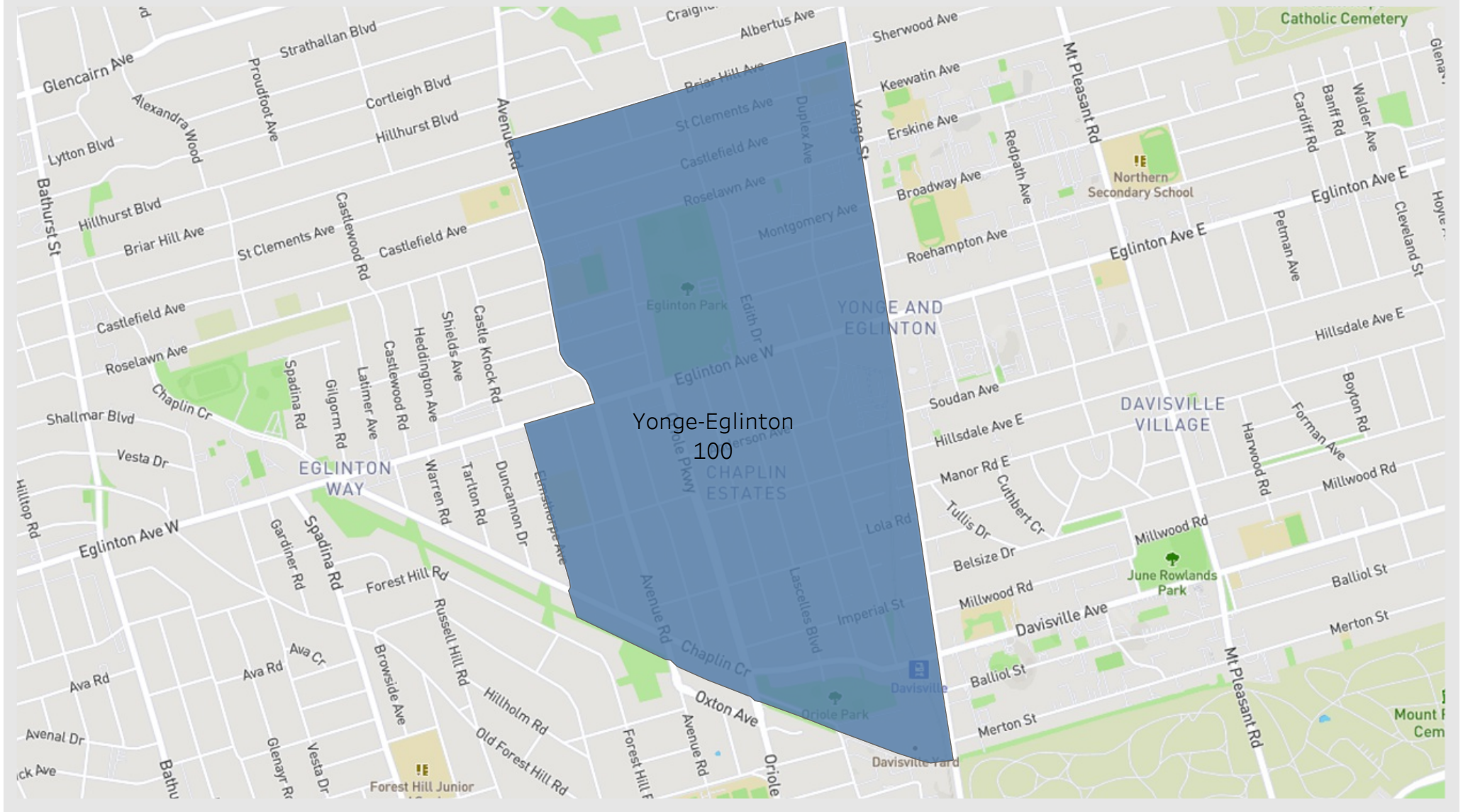
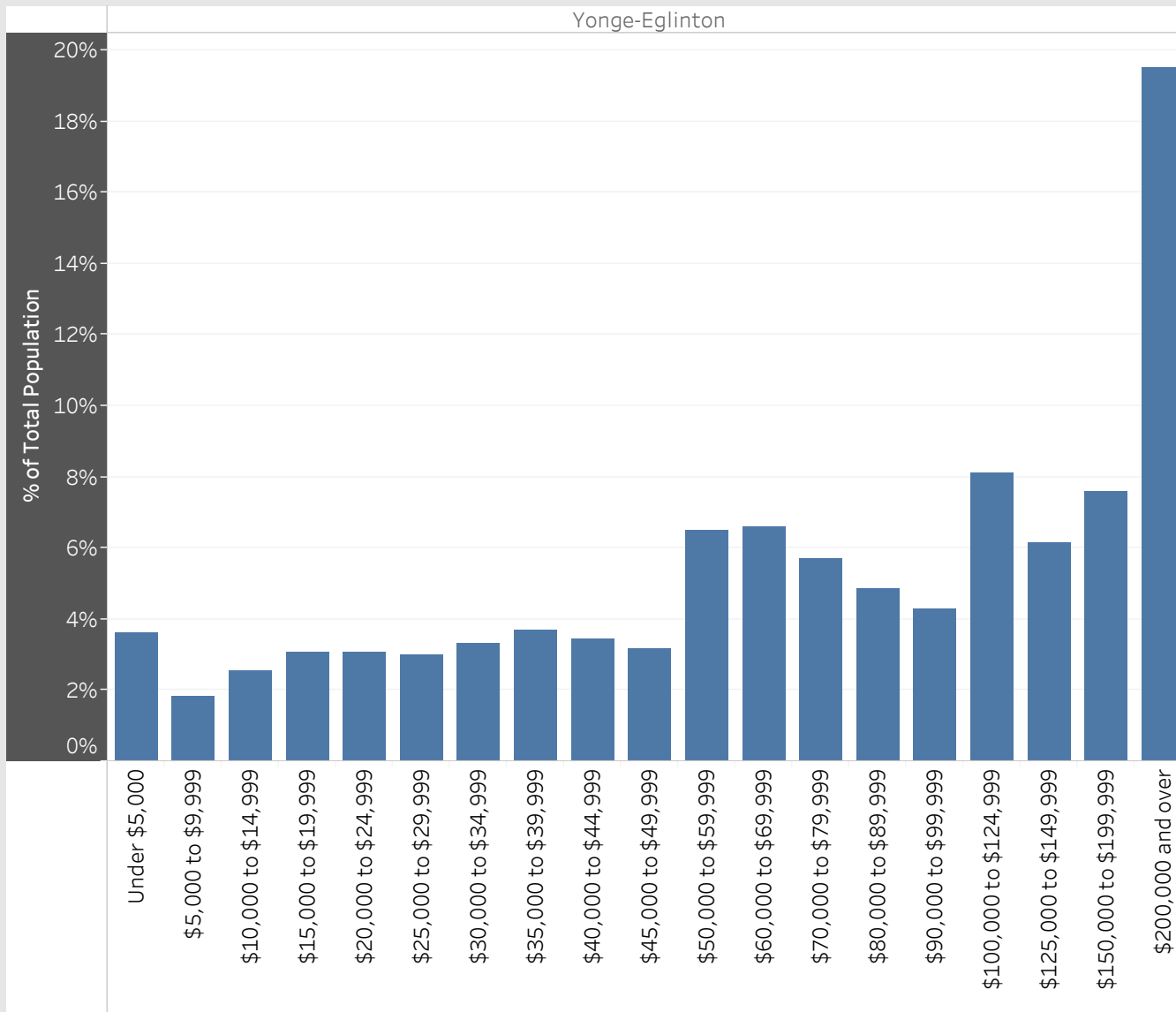


Yonge-Eglinton
Neighbourhood Breakdown
July 1st, 2015 - March 31st, 2018

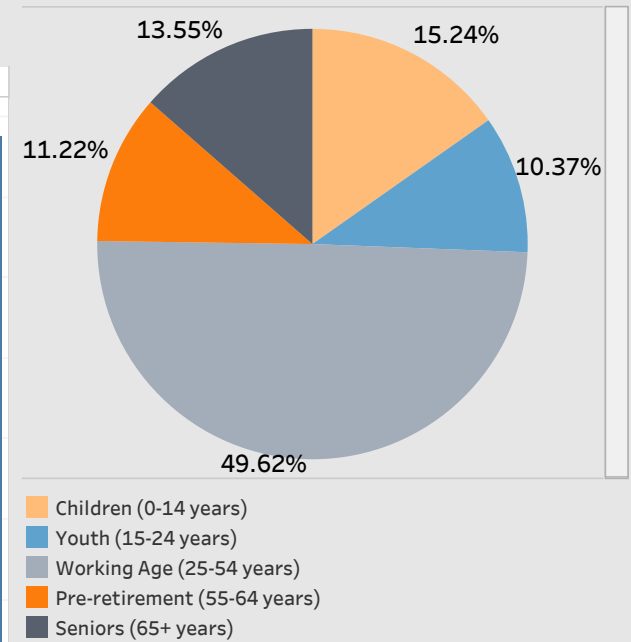


2016 StatsCan Data

Household Income in Yonge-Eglinton



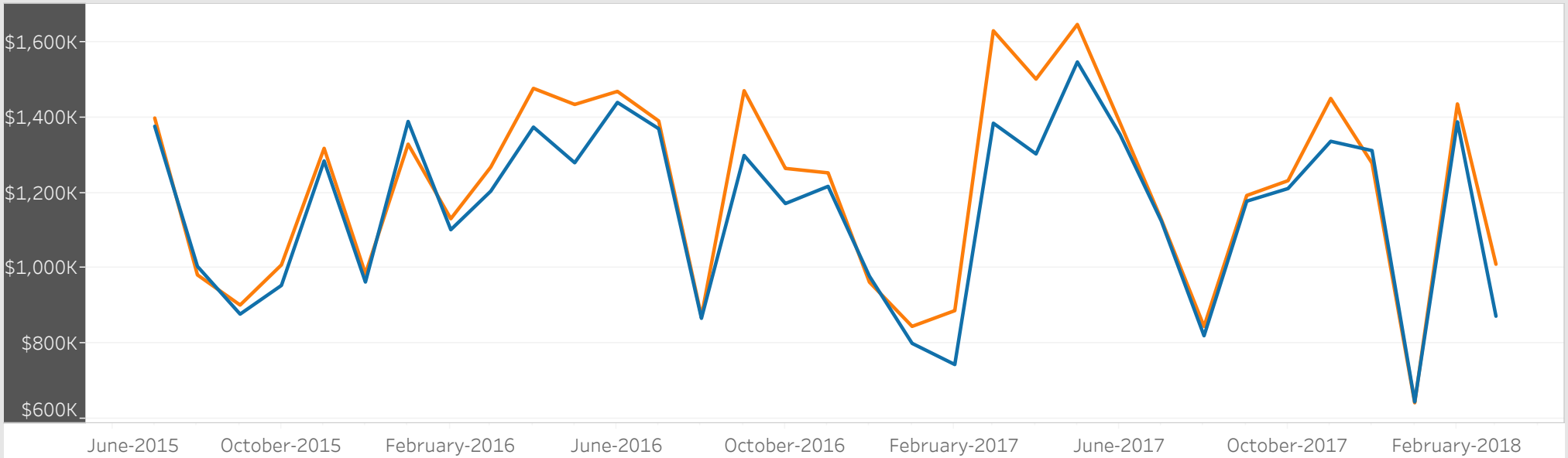
Age



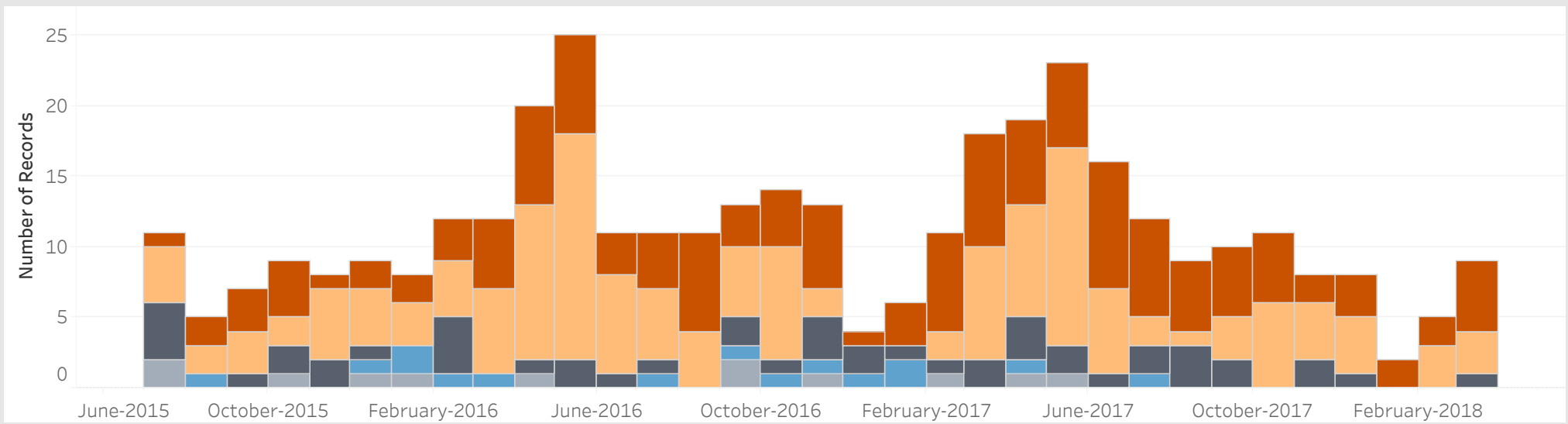
Visible Minorities

Not a visible minority	73.12%
Chinese	8.28%
South Asian	3.76%
Black	2.49%
Filipino	2.45%
Korean	2.11%
Latin American	1.86%
West Asian	1.82%
Multiple visible minorities	1.18%
Japanese	0.97%
Arab	0.89%
Southeast Asian	0.63%
Visible minority; n.i.e.	0.42%

Average Sold Price vs. Average Ask Price in Yonge-Eglinton



Properties Sold in Yonge-Eglinton by Month



Data

Month, Day, Year of Sold Date	Address1	Property Type	Bedrooms	Washrooms	Days on the Market	List Price	Sold Price
2 July, 2015	237 St Clements Ave, Toronto	Detached	3	5	1	\$2,495K	\$2,505K
7 July, 2015	293 St Clements Ave, Toronto	Detached	3	5	40	\$1,688K	\$1,680K
8 July, 2015	326 St Clements Ave, Toronto	Detached	3	2	68	\$1,288K	\$1,250K
14 July, 2015	118 Braemar Ave, Toronto	Other	4	3	9	\$950K	\$1,015K
15 July, 2015	48 Manor Rd, Toronto	Semi-Detached	3	2	2	\$900K	\$1,125K
	105 Helendale Ave, Toronto	Semi-Detached	3	4	16	\$979K	\$959K
20 July, 2015	144 St Clements Ave, Toronto	Semi-Detached	3	4	7	\$1,399K	\$1,358K
21 July, 2015	195 Castlefield Ave, Toronto	Semi-Detached	3	2	8	\$899K	\$1,065K
	991-993 Avenue Rd, Toronto	Other	9	4	2	\$1,850K	\$1,900K
27 July, 2015	302, 60 Berwick Ave, Toronto	Condo	2	2	97	\$649K	\$585K
30 July, 2015	595 Oriole Pkwy, Toronto	Detached	4	5	130	\$2,050K	\$1,945K
3 August, 2015	292 St Clements Ave, Toronto	Detached	3	2	18	\$1,269K	\$1,228K
5 August, 2015	363 Roselawn Ave, Toronto	Townhouse	3	5	29	\$1,595K	\$1,520K
8 August, 2015	1014, 23 Glebe Rd, Toronto	Condo	1	1	19	\$430K	\$430K
10 August, 2015	34 Maxwell Ave, Toronto	Detached	4	2	15	\$1,199K	\$1,205K
28 August, 2015	310, 23 Glebe Rd, Toronto	Condo	1	2	22	\$529K	\$525K
9 September, 2015	405, 60 Berwick Ave, Toronto	Condo	2	1	5	\$415K	\$412K
13 September, 2015	37 Burnaby Blvd, Toronto	Detached	3	3	6	\$1,249K	\$1,310K
20 September, 2015	702, 60 Berwick Ave, Toronto	Condo	2	2	138	\$600K	\$557K
21 September, 2015	33 Anderson Ave, Toronto	Detached	3	3	6	\$1,429K	\$1,481K
	112 Lascelles Blvd, Toronto	Detached	4	2	5	\$1,299K	\$1,401K
22 September, 2015	278 Roselawn Ave, Toronto	Semi-Detached	3	1	8	\$749K	\$749K
24 September, 2015	1412, 60 Berwick Ave, Toronto	Condo	2	1	28	\$400K	\$400K
13 October, 2015	76 Edith Dr, Toronto	Semi-Detached	3	1	2	\$849K	\$995K
14 October, 2015	Th06, 58 Orchard View Blvd, Toronto	Condo	2	2	22	\$640K	\$653K
18 October, 2015	28 Braemar Ave, Toronto	Other	6	3	12	\$1,700K	\$1,646K
	1207, 60 Berwick Ave, Toronto	Condo	2	1	47	\$509K	\$500K
22 October, 2015	58 Albertus Ave, Toronto	Semi-Detached	3	4	3	\$1,498K	\$1,417K

Data

Month, Day, Year of Sold Date	Address1	Property Type	Bedrooms	Washrooms	Days on the Market	List Price	Sold Price
26 October, 2015	40 Willowbank Blvd, Toronto	Detached	3	2	6	\$1,329K	\$1,380K
27 October, 2015	16 Willowbank Blvd, Toronto	Detached	4	2	7	\$1,150K	\$1,600K
	504, 60 Berwick Ave, Toronto	Condo	2	1	49	\$420K	\$408K
29 October, 2015	801, 23 Glebe Rd, Toronto	Condo	1	2	29	\$488K	\$475K
7 November, 2015	55 Maxwell Ave, Toronto	Semi-Detached	3	3	1	\$1,425K	\$1,390K
8 November, 2015	136 Eastbourne Ave, Toronto	Detached	3	2	7	\$1,250K	\$1,404K
9 November, 2015	132 Imperial St, Toronto	Detached	5	4	8	\$2,399K	\$2,399K
11 November, 2015	110 Castlefield Ave, Toronto	Semi-Detached	3	2	1	\$749K	\$825K
15 November, 2015	122 Helendale Ave, Toronto	Detached	3	4	7	\$1,475K	\$1,490K
17 November, 2015	130 Hillsdale Ave, Toronto	Detached	3	4	8	\$1,395K	\$1,535K
19 November, 2015	12 Duplex Cres, Toronto	Detached	3	2	37	\$1,095K	\$1,025K
	1106, 60 Berwick Ave, Toronto	Condo	2	1	79	\$490K	\$478K
1 December, 2015	72 Highbourne Rd, Toronto	Detached	4	4	1	\$1,649K	\$1,620K
3 December, 2015	601, 60 Berwick Ave, Toronto	Condo	2	1	52	\$380K	\$369K
7 December, 2015	38 Burnaby Blvd, Toronto	Detached	3	2	8	\$1,099K	\$1,116K
8 December, 2015	137 Colin Ave, Toronto	Detached	4	2	6	\$1,198K	\$1,320K
13 December, 2015	403, 2 Edith Dr, Toronto	Townhouse	2	1	45	\$375K	\$363K
16 December, 2015	610, 58 Orchard View Blvd, Toronto	Condo	2	2	49	\$570K	\$525K
17 December, 2015	25 Henning Ave, Toronto	Semi-Detached	3	1	4	\$699K	\$783K
21 December, 2015	46 Castlefield Ave, Toronto	Detached	4	4	50	\$1,595K	\$1,530K
	970 Avenue Rd, Toronto	Other	4	6	11	\$1,099K	\$1,235K
5 January, 2016	129 Imperial St, Toronto	Detached	4	3	35	\$1,974K	\$1,885K
7 January, 2016	32 College View Ave, Toronto	Detached	6	6	80	\$2,195K	\$2,165K
16 January, 2016	700 Oriole Pkwy, Toronto	Detached	4	4	65	\$1,575K	\$1,565K
	711, 58 Orchard View Blvd, Toronto	Condo	2	2	6	\$484K	\$455K
18 January, 2016	1129 Avenue Rd, Toronto	Other	8	7	34	\$2,100K	\$1,850K
25 January, 2016	1036 Avenue Rd	Townhouse	3	3	17	\$1,385K	\$1,350K
28 January, 2016	804, 58 Orchard View Blvd	Condo	0	1	51	\$210K	\$200K

Data

Month, Day, Year of Sold Date	Address1	Property Type	Bedrooms	Washrooms	Days on the Market	List Price	Sold Price
29 January, 2016	47C Burnaby Blvd	Townhouse	3	3	21	\$1,195K	\$1,165K
5 February, 2016	73 Castlefield Ave	Detached	3	4	10	\$1,425K	\$1,400K
8 February, 2016	235 Briar Hill Ave	Detached	3	3	6	\$1,149K	\$1,421K
11 February, 2016	Th 109, 199 Duplex Ave	Townhouse	3	4	10	\$1,098K	\$1,075K
12 February, 2016	30 Manor Rd W	Semi-Detached	4	1	18	\$920K	\$885K
14 February, 2016	203, 58 Orchard View Blvd	Condo	2	2	144	\$545K	\$545K
17 February, 2016	251 St. Clements Ave	Detached	5	3	22	\$1,658K	\$1,610K
23 February, 2016	85 Helendale Ave	Semi-Detached	3	5	7	\$1,399K	\$1,535K
	207, 23 Glebe Rd W	Condo	2	2	42	\$619K	\$590K
	1105, 60 Berwick Ave	Condo	2	2	41	\$600K	\$580K
24 February, 2016	62 Castlefield Ave	Detached	4	4	0	\$1,849K	\$1,835K
27 February, 2016	165 St Clements Ave	Semi-Detached	3	3	11	\$1,095K	\$1,155K
29 February, 2016	34 Hillsdale Ave W	Semi-Detached	3	2	7	\$865K	\$941K
7 March, 2016	3 Colin Ave	Detached	4	2	6	\$1,325K	\$1,630K
	117 Highbourne Rd	Detached	6	5	7	\$2,359K	\$2,600K
	683 Oriole Pkwy	Detached	4	5	28	\$1,795K	\$1,850K
8 March, 2016	33 Willowbank Blvd	Detached	4	2	6	\$1,299K	\$1,543K
9 March, 2016	6, 20 Glebe Rd W	Condo	2	2	7	\$690K	\$655K
21 March, 2016	403, 58 Orchard View Blvd	Condo	2	2	6	\$471K	\$471K
	1405, 58 Orchard View Blvd	Condo	1	1	24	\$400K	\$360K
25 March, 2016	65 Imperial St	Detached	4	5	21	\$2,899K	\$2,750K
27 March, 2016	54 Helendale Ave	Detached	3	2	4	\$1,089K	\$1,300K
	1602, 58 Orchard View Blvd	Condo	1	1	16	\$439K	\$418K
29 March, 2016	45A Burnaby Blvd	Townhouse	3	3	53	\$1,295K	\$1,270K
31 March, 2016	1109, 60 Berwick Ave	Condo	1	1	20	\$390K	\$372K
5 April, 2016	52 Imperial St	Detached	4	2	8	\$1,499K	\$1,855K
	64 Colin Ave	Detached	4	3	0	\$1,695K	\$1,900K
	905, 23 Glebe Rd W	Condo	2	2	53	\$828K	\$820K

Data

Month, Day, Year of Sold Date	Address1	Property Type	Bedrooms	Washrooms	Days on the Market	List Price	Sold Price
6 April, 2016	93 Oriole Pkwy	Other	4	2	0	\$1,450K	\$1,430K
8 April, 2016	102 Chaplin Cres	Detached	4	6	10	\$2,800K	\$2,765K
10 April, 2016	1810, 58 Orchard View Blvd	Condo	2	2	63	\$595K	\$580K
11 April, 2016	240 Roselawn Ave	Semi-Detached	4	4	6	\$1,195K	\$1,601K
12 April, 2016	127 Highbourne Rd	Detached	3	2	8	\$1,649K	\$2,020K
13 April, 2016	219 Briar Hill Ave	Detached	4	4	8	\$1,799K	\$1,740K
14 April, 2016	121 Highbourne Rd	Detached	4	5	0	\$2,200K	\$2,200K
	1607, 58 Orchard View Blvd	Condo	2	2	43	\$549K	\$545K
	1609, 58 Orchard View Blvd	Condo	1	1	43	\$325K	\$320K
	1610, 58 Orchard View Blvd	Condo	2	2	23	\$575K	\$574K
17 April, 2016	119 Highbourne Rd	Detached	4	4	2	\$2,400K	\$2,400K
	416, 58 Orchard View Blvd	Condo	2	2	33	\$474K	\$477K
18 April, 2016	1903, 58 Orchard View Blvd	Condo	1	1	1	\$425K	\$425K
25 April, 2016	290 Oriole Pkwy	Detached	5	5	1	\$2,850K	\$2,850K
26 April, 2016	42 Willowbank Blvd	Detached	3	3	7	\$1,438K	\$1,624K
	174 Colin Ave	Detached	3	4	7	\$1,549K	\$1,931K
	333 St Clements Ave	Detached	4	2	1	\$1,199K	\$1,500K
2 May, 2016	204 Roselawn Ave	Detached	5	4	7	\$1,495K	\$1,861K
	318, 23 Glebe Rd	Condo	1	1	6	\$360K	\$353K
3 May, 2016	103, 1111 Avenue Rd	Condo	2	2	13	\$750K	\$755K
	326 Roselawn Ave	Semi-Detached	4	2	7	\$899K	\$1,171K
4 May, 2016	98 College View Ave	Detached	4	5	29	\$3,495K	\$3,600K
	101 Edith Dr	Detached	4	5	6	\$1,799K	\$2,100K
	128 Montgomery Ave	Detached	3	4	13	\$1,420K	\$1,420K
	148 Castlefield Ave	Detached	4	5	7	\$1,975K	\$2,260K
	1204, 60 Berwick Ave	Condo	2	2	19	\$680K	\$690K
9 May, 2016	70 Montgomery Ave	Detached	4	2	6	\$1,289K	\$1,470K
	1007, 23 Glebe Rd W	Condo	2	2	14	\$749K	\$735K

Data

Month, Day, Year of Sold Date	Address1	Property Type	Bedrooms	Washrooms	Days on the Market	List Price	Sold Price
10 May, 2016	26 Maxwell Ave	Detached	4	4	7	\$1,675K	\$2,058K
12 May, 2016	15 Willowbank Blvd	Detached	4	4	2	\$1,699K	\$1,900K
	1011, 23 Glebe Rd W	Condo	2	2	44	\$629K	\$625K
	2003, 58 Orchard View Blvd	Condo	1	1	15	\$459K	\$447K
16 May, 2016	143 Colin Ave	Detached	4	2	6	\$1,379K	\$1,753K
17 May, 2016	34 Maxwell Ave	Detached	3	4	0	\$1,699K	\$1,685K
	126 Roselawn Ave	Detached	4	3	6	\$1,495K	\$1,910K
	1011, 60 Berwick Ave	Condo	1	1	75	\$449K	\$420K
18 May, 2016	142 Montgomery Ave	Semi-Detached	3	1	6	\$949K	\$1,101K
27 May, 2016	31 Castlefield Ave	Detached	4	3	9	\$1,299K	\$1,380K
30 May, 2016	121 Lascelles Blvd	Detached	3	3	6	\$1,399K	\$1,650K
	165 Chaplin Cres	Detached	3	2	6	\$1,300K	\$1,525K
31 May, 2016	38 Maxwell Ave	Detached	3	2	6	\$1,359K	\$1,606K
	94 Roselawn Ave	Detached	4	2	7	\$1,299K	\$1,400K
2 June, 2016	171 Colin Ave	Detached	3	3	7	\$1,582K	\$1,665K
9 June, 2016	75 St Clements Ave	Detached	5	6	44	\$2,795K	\$2,737K
	Ph17, 20 Glebe Rd W	Condo	2	2	15	\$630K	\$626K
13 June, 2016	52 Manor Rd W	Detached	3	2	7	\$1,475K	\$1,475K
14 June, 2016	44 Lascelles Blvd	Detached	4	5	7	\$3,495K	\$3,275K
21 June, 2016	294 St Clements Ave	Detached	3	2	11	\$1,380K	\$1,550K
23 June, 2016	117 St Clements Ave	Detached	3	4	2	\$1,499K	\$1,808K
28 June, 2016	120 Edith Dr	Semi-Detached	3	1	6	\$799K	\$831K
	348 Roselawn Ave	Detached	3	2	5	\$1,100K	\$1,150K
29 June, 2016	415, 23 Glebe Rd W	Condo	2	2	61	\$479K	\$455K
30 June, 2016	1110, 58 Orchard View Blvd	Condo	2	2	31	\$610K	\$595K
1 July, 2016	121 Montgomery Ave	Townhouse	2	2	10	\$899K	\$875K
6 July, 2016	99 Hillsdale Ave W	Detached	5	4	14	\$1,985K	\$1,985K
7 July, 2016	88 Tranmer Ave	Detached	5	6	27	\$3,188K	\$2,915K

Data

Month, Day, Year of Sold Date	Address1	Property Type	Bedrooms	Washrooms	Days on the Market	List Price	Sold Price
8 July, 2016	37 Anderson Ave	Detached	3	3	3	\$1,489K	\$1,720K
	1202, 58 Orchard View Blvd	Condo	1	1	39	\$449K	\$435K
12 July, 2016	409, 2 Edith Dr	Condo	2	2	5	\$580K	\$570K
	710, 58 Orchard View Blvd	Condo	2	2	43	\$608K	\$596K
13 July, 2016	145 Roselawn Ave	Semi-Detached	3	2	3	\$949K	\$1,205K
19 July, 2016	502, 60 Berwick Ave	Condo	2	2	20	\$600K	\$600K
26 July, 2016	894 Avenue Rd	Detached	5	5	33	\$2,378K	\$2,200K
28 July, 2016	696 Oriole Pkwy	Detached	4	5	2	\$1,950K	\$2,200K
3 August, 2016	150 Roselawn Ave	Detached	3	2	1	\$1,430K	\$1,360K
	1807, 58 Orchard View Blvd	Condo	2	2	38	\$599K	\$569K
4 August, 2016	112 Helendale Ave	Detached	2	1	21	\$989K	\$912K
	1103, 60 Berwick Ave	Condo	1	1	13	\$429K	\$420K
9 August, 2016	Ph05, 58 Orchard View Blvd	Condo	1	1	41	\$459K	\$440K
19 August, 2016	1501, 60 Berwick Ave	Condo	1	1	14	\$419K	\$410K
22 August, 2016	723, 23 Glebe Rd W	Condo	1	1	90	\$460K	\$455K
23 August, 2016	19 Birdsall Ave	Detached	3	2	6	\$999K	\$1,351K
	725, 23 Glebe Rd W	Condo	2	2	35	\$498K	\$491K
26 August, 2016	659 Oriole Pkwy	Detached	4	5	0	\$2,595K	\$2,550K
30 August, 2016	507, 2 Edith Dr	Condo	2	2	57	\$650K	\$620K
10 September, 2016	308, 23 Glebe Rd	Condo	2	2	22	\$579K	\$568K
13 September, 2016	148 Duplex Ave	Detached	3	3	6	\$1,097K	\$1,600K
18 September, 2016	32 Helendale Ave	Townhouse	2	3	6	\$1,199K	\$1,350K
19 September, 2016	56 Duplex Ave	Detached	4	2	7	\$1,079K	\$1,475K
20 September, 2016	152 Montgomery Ave	Semi-Detached	3	2	5	\$949K	\$1,201K
	162 Castlefield Ave	Other	6	4	6	\$1,779K	\$1,779K
	499 Duplex Ave	Detached	3	3	8	\$1,250K	\$1,415K
21 September, 2016	49 Manor Rd W	Semi-Detached	4	2	7	\$949K	\$1,205K
23 September, 2016	29 Maxwell Ave	Detached	4	5	3	\$2,395K	\$2,533K

Data

Month, Day, Year of Sold Date	Address1	Property Type	Bedrooms	Washrooms	Days on the Market	List Price	Sold Price
23 September, 2016	612, 23 Glebe Rd W	Condo	2	2	11	\$769K	\$754K
	1406, 58 Orchard View Blvd	Condo	1	1	99	\$400K	\$395K
27 September, 2016	654 Oriole Pkwy	Detached	4	5	0	\$2,495K	\$2,605K
28 September, 2016	987-989 Avenue Rd	Other	8	4	2	\$1,950K	\$2,250K
4 October, 2016	203, 1111 Avenue Rd	Townhouse	2	3	25	\$998K	\$955K
5 October, 2016	453 Oriole Pkwy	Detached	3	4	6	\$2,149K	\$2,072K
6 October, 2016	714, 60 Berwick Ave W	Condo	1	1	15	\$500K	\$489K
7 October, 2016	60 Roselawn Ave	Detached	2	2	29	\$1,400K	\$1,410K
11 October, 2016	207, 88 Broadway Ave	Condo	1	1	39	\$395K	\$383K
	324 Roselawn Ave	Detached	3	4	0	\$1,495K	\$1,905K
14 October, 2016	164 Chaplin Cres	Detached	2	2	7	\$1,299K	\$1,400K
	166 Chaplin Cres	Detached	3	3	7	\$1,399K	\$1,520K
	710, 23 Glebe Rd	Condo	2	2	65	\$620K	\$605K
19 October, 2016	148 Eastbourne Ave	Detached	4	4	7	\$1,599K	\$1,638K
21 October, 2016	204, 60 Berwick Ave	Condo	1	1	35	\$369K	\$365K
24 October, 2016	178 St Clements Ave	Detached	3	3	6	\$1,699K	\$1,898K
25 October, 2016	116 Roselawn Ave	Detached	4	2	8	\$1,389K	\$1,588K
26 October, 2016	67 Hillsdale Ave W	Semi-Detached	3	3	7	\$1,089K	\$1,480K
1 November, 2016	8, 20 Glebe Rd W	Condo	1	1	15	\$418K	\$401K
5 November, 2016	100 Highbourne Rd	Detached	4	3	6	\$2,200K	\$2,300K
7 November, 2016	63 Edith Dr	Semi-Detached	4	3	6	\$899K	\$1,105K
	98 Edith Dr	Semi-Detached	3	4	27	\$1,699K	\$1,650K
8 November, 2016	1212, 60 Berwick Ave	Condo	1	1	37	\$416K	\$415K
9 November, 2016	1404, 58 Orchard View Blvd	Condo	0	1	8	\$230K	\$230K
	Th124, 229 Duplex Ave	Townhouse	3	3	20	\$1,689K	\$1,689K
10 November, 2016	11 Braemar Ave	Other	4	2	10	\$1,675K	\$1,600K
	502, 2 Edith Dr	Condo	2	1	14	\$485K	\$518K
14 November, 2016	51 Edith Dr	Semi-Detached	3	2	6	\$1,095K	\$1,381K

Data

Month, Day, Year of Sold Date	Address1	Property Type	Bedrooms	Washrooms	Days on the Market	List Price	Sold Price
17 November, 2016	722, 23 Glebe Rd	Condo	2	2	15	\$588K	\$572K
28 November, 2016	904, 23 Glebe Rd	Condo	2	2	13	\$929K	\$929K
30 November, 2016	85 Chaplin Cres	Detached	4	6	2	\$3,500K	\$3,500K
3 December, 2016	57 Hillsdale Ave W	Semi-Detached	2	3	3	\$1,290K	\$1,286K
8 December, 2016	Th3, 58 Orchard View Blvd	Townhouse	2	3	55	\$899K	\$874K
9 December, 2016	83 Edith Dr	Semi-Detached	2	3	16	\$1,325K	\$1,300K
22 December, 2016	516, 23 Glebe Rd W	Condo	1	1	31	\$399K	\$390K
11 January, 2017	54 Castlefield Ave	Semi-Detached	3	4	0	\$1,249K	\$1,485K
16 January, 2017	914, 23 Glebe Rd W	Condo	1	1	11	\$449K	\$438K
	1211, 58 Orchard View Blvd	Condo	1	2	7	\$590K	\$585K
24 January, 2017	604, 2 Edith Dr	Townhouse	2	2	8	\$860K	\$920K
31 January, 2017	114, 209 Duplex Ave	Townhouse	3	4	15	\$1,199K	\$1,200K
	304, 60 Berwick Ave	Condo	1	1	19	\$450K	\$440K
2 February, 2017	182 Duplex Ave	Detached	4	3	3	\$1,388K	\$1,800K
4 February, 2017	817, 23 Glebe Rd W	Condo	2	2	12	\$558K	\$553K
7 February, 2017	520, 98 Lillian St	Condo	2	1	26	\$580K	\$553K
10 February, 2017	712, 23 Glebe Rd W	Other		0	18	\$49K	\$48K
14 February, 2017	1002, 23 Glebe Rd W	Condo	1	1	7	\$449K	\$449K
15 February, 2017	81 Colin Ave	Detached	5	4	8	\$1,950K	\$2,800K
16 February, 2017	714, 23 Glebe Rd W	Condo	1	1	6	\$399K	\$465K
19 February, 2017	278 Roselawn Ave	Semi-Detached	3	2	4	\$998K	\$1,300K
23 February, 2017	306, 58 Orchard View Blvd	Condo	1	1	1	\$439K	\$439K
	425, 23 Glebe Rd	Condo	2	2	20	\$575K	\$560K
	712, 23 Glebe Rd W	Condo	2	2	13	\$790K	\$785K
4 March, 2017	2102, 2181 Yonge St	Condo	2	2	1	\$788K	\$904K
6 March, 2017	113 Eastbourne Ave	Detached	3	3	6	\$1,849K	\$2,312K
	116 Imperial St	Detached	5	3	7	\$2,195K	\$3,000K
7 March, 2017	136 Eastbourne Ave	Detached	4	4	0	\$2,595K	\$2,850K

Data

Month, Day, Year of Sold Date	Address1	Property Type	Bedrooms	Washrooms	Days on the Market	List Price	Sold Price
8 March, 2017	43 Lascelles Blvd	Detached	4	2	6	\$2,198K	\$2,745K
9 March, 2017	205, 2 Edith Dr	Condo	2	2	8	\$739K	\$750K
11 March, 2017	414, 58 Orchard View Blvd	Condo	2	2	9	\$679K	\$655K
13 March, 2017	685 Oriole Pkwy	Detached	4	5	5	\$1,899K	\$2,450K
14 March, 2017	134 Helendale Ave	Detached	3	3	7	\$995K	\$1,509K
19 March, 2017	314, 58 Orchard View Blvd	Condo	1	1	6	\$449K	\$451K
20 March, 2017	1303, 60 Berwick Ave	Condo	1	1	4	\$449K	\$454K
21 March, 2017	102 Castlefield Ave	Semi-Detached	3	4	0	\$1,749K	\$2,000K
	801, 58 Orchard View Blvd	Condo	1	2	5	\$530K	\$550K
24 March, 2017	1111, 58 Orchard View Blvd	Condo	1	2	9	\$600K	\$595K
28 March, 2017	87 Helendale Ave	Semi-Detached	3	4	6	\$1,795K	\$2,025K
	1018, 37 Helendale Ave	Condo	1	1	70	\$425K	\$425K
30 March, 2017	116 Lascelles Blvd	Detached	3	2	2	\$2,349K	\$2,682K
	293 Oriole Pkwy	Detached	6	4	0	\$2,649K	\$3,001K
3 April, 2017	184 Colin Ave	Detached	4	4	7	\$1,699K	\$1,865K
4 April, 2017	62 Eastbourne Ave	Detached	4	2	8	\$2,250K	\$2,778K
	121, 223 Duplex Ave	Townhouse	3	4	18	\$1,599K	\$1,500K
5 April, 2017	3 Braemar Ave	Other	4	3	9	\$1,850K	\$2,250K
	203, 23 Glebe Rd W	Condo	2	2	4	\$635K	\$635K
7 April, 2017	105 College View Ave	Detached	4	2	4	\$1,895K	\$2,200K
8 April, 2017	811, 58 Orchard View Blvd	Condo	1	2	3	\$558K	\$611K
10 April, 2017	301, 58 Orchard View Blvd	Condo	2	2	19	\$599K	\$790K
18 April, 2017	45 Willowbank Blvd	Detached	4	4	8	\$1,595K	\$1,800K
	163 St Clements Ave	Semi-Detached	3	2	6	\$1,199K	\$1,600K
	316, 23 Glebe Rd W	Condo	1	1	7	\$419K	\$414K
23 April, 2017	40 Braemar Ave	Detached	6	2	10	\$1,995K	\$1,900K
24 April, 2017	264 Castlefield Ave	Semi-Detached	3	3	7	\$1,395K	\$1,806K
25 April, 2017	103 Lascelles Blvd	Detached	4	4	5	\$1,995K	\$2,207K

Data

Month, Day, Year of Sold Date	Address1	Property Type	Bedrooms	Washrooms	Days on the Market	List Price	Sold Price
25 April, 2017	106 St Clements Ave	Detached	3	2	7	\$1,695K	\$2,005K
	118 Helendale Ave	Detached	3	4	7	\$1,499K	\$1,750K
26 April, 2017	197 Castlefield Ave	Semi-Detached	3	2	8	\$899K	\$1,330K
	305, 480 Oriole Pkwy	Condo	2	1	7	\$399K	\$485K
27 April, 2017	307, 23 Glebe Rd W	Condo	1	2	15	\$589K	\$620K
1 May, 2017	125 Imperial St	Detached	5	3	6	\$1,895K	\$2,430K
	218, 23 Glebe Rd W	Condo	0	1	11	\$388K	\$375K
2 May, 2017	35 Chaplin Cres	Detached	4	2	7	\$1,995K	\$2,255K
7 May, 2017	77 Edith Dr	Semi-Detached	2	2	12	\$1,250K	\$1,195K
	503, 60 Berwick Ave	Condo	1	1	5	\$499K	\$450K
10 May, 2017	91 Hillsdale Ave W	Detached	4	5	1	\$2,799K	\$3,500K
	686 Oriole Pkwy	Detached	3	4	2	\$1,785K	\$2,000K
11 May, 2017	96 Chaplin Cres	Detached	3	3	8	\$1,599K	\$1,810K
	100 Eastbourne Ave	Detached	3	3	9	\$1,795K	\$1,825K
	128 Highbourne Rd	Detached	4	4	9	\$2,288K	\$2,150K
	155-157 Highbourne Rd	Other	9	7	22	\$2,595K	\$2,520K
12 May, 2017	100 Edith Dr	Semi-Detached	3	2	8	\$1,249K	\$1,250K
14 May, 2017	172 Colin Ave	Detached	3	3	4	\$1,649K	\$1,775K
16 May, 2017	1007, 60 Berwick Ave	Condo	1	1	28	\$589K	\$567K
18 May, 2017	58-60 Castlefield Ave	Detached	4	2	14	\$2,295K	\$2,150K
	130 Hillsdale Ave W	Detached	3	4	1	\$1,799K	\$1,975K
20 May, 2017	130 Montgomery Ave	Detached	3	2	2	\$998K	\$1,300K
24 May, 2017	405, 23 Glebe Rd	Condo	2	2	16	\$665K	\$657K
25 May, 2017	32 Eastbourne Ave	Detached	4	4	1	\$2,749K	\$3,100K
	148 Roselawn Ave	Detached	3	1	0	\$1,398K	\$1,320K
	212 Briar Hill Ave	Detached	5	3	2	\$2,150K	\$2,150K
28 May, 2017	219, 23 Glebe Rd W	Condo	2	2	38	\$665K	\$640K
30 May, 2017	202, 60 Berwick Ave	Condo	1	1	5	\$510K	\$505K

Data

Month, Day, Year of Sold Date	Address1	Property Type	Bedrooms	Washrooms	Days on the Market	List Price	Sold Price
1 June, 2017	64 Lascelles Blvd	Detached	6	6	7	\$4,895K	\$4,834K
	625, 23 Glebe Rd W	Condo	2	2	3	\$630K	\$635K
2 June, 2017	92 Chaplin Cres	Detached	3	3	10	\$2,188K	\$2,138K
5 June, 2017	139 Castlefield Ave	Semi-Detached	3	2	5	\$1,265K	\$1,265K
6 June, 2017	602, 58 Orchard View Blvd	Condo	1	1	4	\$429K	\$425K
14 June, 2017	71 St Clements Ave	Detached	4	4	2	\$2,090K	\$2,150K
	311, 58 Orchard View Blvd	Condo	2	2	12	\$599K	\$730K
	416, 60 Berwick Ave	Condo	1	1	26	\$448K	\$446K
15 June, 2017	305, 23 Glebe Rd W	Condo	2	2	64	\$640K	\$635K
16 June, 2017	47 Eastbourne Ave	Detached	4	4	16	\$2,795K	\$2,680K
	126 Eastbourne Ave	Detached	4	4	10	\$2,199K	\$2,150K
20 June, 2017	604, 60 Berwick Ave	Condo	1	1	22	\$449K	\$445K
26 June, 2017	307, 58 Orchard View Blvd	Condo	1	1	6	\$605K	\$605K
28 June, 2017	265 St Clements Ave	Detached	3	3	6	\$1,395K	\$1,937K
	901, 58 Orchard View Blvd	Condo	1	2	8	\$409K	\$479K
29 June, 2017	1007, 58 Orchard View Blvd	Condo	2	2	5	\$645K	\$620K
5 July, 2017	19 Maxwell Ave	Semi-Detached	3	2	8	\$1,368K	\$1,338K
6 July, 2017	100 Colin Ave	Detached	4	5	1	\$3,598K	\$3,598K
13 July, 2017	42 Chaplin Cres	Detached	4	6	29	\$3,288K	\$3,100K
14 July, 2017	809, 58 Orchard View Blvd	Condo	1	1	1	\$375K	\$375K
15 July, 2017	1711, 58 Orchard View Blvd	Condo	1	2	77	\$689K	\$584K
17 July, 2017	916, 60 Berwick Ave	Condo	1	1	28	\$440K	\$422K
18 July, 2017	170 Castlefield Ave	Semi-Detached	3	3	7	\$895K	\$1,391K
	Th 4, 58 Orchard View Blvd	Townhouse	2	3	35	\$929K	\$887K
22 July, 2017	103, 60 Berwick Ave	Condo	1	1	23	\$440K	\$425K
26 July, 2017	601, 58 Orchard View Blvd	Condo	1	2	15	\$598K	\$580K
	1208, 58 Orchard View Blvd	Condo	1	1	1	\$399K	\$395K
	2005, 58 Orchard View Blvd W	Condo	1	1	40	\$479K	\$450K

Data

Month, Day, Year of Sold Date	Address1	Property Type	Bedrooms	Washrooms	Days on the Market	List Price	Sold Price
1 August, 2017	121 Edith Dr	Semi-Detached	3	2	7	\$899K	\$1,250K
4 August, 2017	509, 23 Glebe Rd W	Condo	2	2	16	\$629K	\$629K
8 August, 2017	272 Roselawn Ave	Semi-Detached	3	2	20	\$1,189K	\$1,123K
14 August, 2017	147 Castlefield Ave	Semi-Detached	3	1	5	\$999K	\$999K
17 August, 2017	1506, 60 Berwick Ave	Condo	1	1	59	\$469K	\$460K
25 August, 2017	505, 58 Orchard View Blvd	Condo	1	1	23	\$435K	\$435K
	#11, 20 Glebe Rd W	Condo	2	2	17	\$617K	\$615K
30 August, 2017	130 Roselawn Ave	Detached	4	2	6	\$1,695K	\$1,650K
31 August, 2017	308, 58 Orchard View Blvd	Condo	1	1	48	\$446K	\$440K
2 September, 2017	205, 60 Berwick Ave	Condo	1	1	32	\$539K	\$532K
5 September, 2017	401, 23 Glebe Rd	Condo	1	2	64	\$489K	\$478K
8 September, 2017	815, 23 Glebe Rd	Condo	1	1	11	\$499K	\$499K
18 September, 2017	910, 58 Orchard View Blvd N	Condo	2	2	59	\$760K	\$735K
19 September, 2017	149 Castlefield Ave	Semi-Detached	3	3	6	\$1,149K	\$1,481K
24 September, 2017	205, 480 Oriole Pkwy	Condo	2	1	12	\$449K	\$440K
27 September, 2017	20 Willowbank Blvd	Detached	3	5	1	\$2,299K	\$2,245K
	44 Colin Ave	Detached	3	3	22	\$2,665K	\$2,583K
	53 Hillsdale Ave W	Detached	4	3	15	\$1,639K	\$1,515K
	181 Castlefield Ave	Semi-Detached	3	2	8	\$1,289K	\$1,420K
6 October, 2017	292 St Clements Ave	Detached	3	2	3	\$1,595K	\$1,685K
9 October, 2017	616, 23 Glebe Rd W	Condo	1	1	5	\$440K	\$435K
10 October, 2017	506, 60 Berwick Ave	Condo	0	1	7	\$299K	\$373K
11 October, 2017	108 Orchard View Blvd	Detached	3	3	8	\$1,299K	\$1,422K
16 October, 2017	685 Oriole Pkwy	Detached	4	5	5	\$2,299K	\$2,325K
	810, 58 Orchard View Blvd	Condo	2	2	33	\$745K	\$732K
24 October, 2017	178 Colin Ave	Detached	3	2	1	\$1,689K	\$1,810K
	1601, 58 Orchard View Blvd	Condo	1	2	14	\$599K	\$593K
26 October, 2017	130 Hillsdale Ave W	Detached	3	4	29	\$1,995K	\$1,868K

Data

Month, Day, Year of Sold Date	Address1	Property Type	Bedrooms	Washrooms	Days on the Market	List Price	Sold Price
27 October, 2017	819, 23 Glebe Rd W	Condo	1	1	16	\$469K	\$462K
31 October, 2017	103 Hillside Ave W	Detached	3	3	14	\$1,895K	\$1,850K
5 November, 2017	261 Castlefield Ave	Semi-Detached	3	2	4	\$1,095K	\$1,420K
6 November, 2017	96 Edith Dr	Semi-Detached	3	3	5	\$1,289K	\$1,586K
9 November, 2017	113 Montgomery Ave	Detached	2	3	15	\$1,089K	\$1,096K
	653 Oriole Pkwy	Detached	4	4	2	\$2,349K	\$2,400K
13 November, 2017	222 St Clements Ave	Detached	4	3	7	\$1,750K	\$1,925K
24 November, 2017	506, 23 Glebe Rd W	Condo	2	2	2	\$649K	\$726K
27 November, 2017	704, 60 Berwick Ave	Condo	1	1	3	\$486K	\$520K
29 November, 2017	37 Anderson Ave	Detached	3	3	14	\$1,989K	\$1,935K
8 December, 2017	141 Highbourne Rd	Detached	4	4	37	\$2,198K	\$2,075K
13 December, 2017	238 Castlefield Ave	Semi-Detached	3	2	7	\$1,180K	\$1,291K
15 December, 2017	19 Willowbank Blvd	Detached	4	3	37	\$2,247K	\$2,100K
17 December, 2017	34 Burnaby Blvd	Detached	3	2	24	\$1,525K	\$1,470K
20 December, 2017	618, 37 Helendale Ave	Condo	1	1	52	\$399K	\$415K
22 December, 2017	#105, 480 Oriole Pkwy	Condo	2	1	13	\$460K	\$450K
23 December, 2017	709, 23 Glebe Rd	Condo	2	2	3	\$790K	\$780K
24 December, 2017	94 Roselawn Ave	Detached	4	3	123	\$1,699K	\$1,650K
4 January, 2018	507, 60 Berwick Ave	Condo	2	2	2	\$750K	\$750K
19 January, 2018	1503, 58 Orchard View Blvd	Condo	1	1	9	\$538K	\$533K
14 February, 2018	1001, 60 Berwick Ave	Condo	1	1	28	\$489K	\$480K
15 February, 2018	880 Avenue Rd	Detached	6	3	8	\$2,295K	\$2,300K
21 February, 2018	1010, 58 Orchard View Blvd	Condo	2	2	11	\$765K	\$747K
28 February, 2018	119 Castlefield Ave	Detached	3	4	5	\$1,500K	\$1,730K
	162 Colin Ave	Detached	4	4	1	\$1,895K	\$1,925K
5 March, 2018	33 Braemar Ave	Detached	4	4	7	\$2,089K	\$2,270K
	50 Manor Rd W	Semi-Detached	3	2	7	\$1,020K	\$1,126K
	265 Castlefield Ave	Detached	3	2	6	\$995K	\$1,450K

Data

Month, Day, Year of Sold Date	Address1	Property Type	Bedrooms	Washrooms	Days on the Market	List Price	Sold Price
6 March, 2018	146 Castlefield Ave	Detached	2	3	8	\$1,199K	\$1,675K
9 March, 2018	101, 60 Berwick Ave	Condo	1	1	1	\$550K	\$549K
10 March, 2018	1404, 58 Orchard Blvd	Condo	0	1	3	\$335K	\$335K
12 March, 2018	618, 60 Berwick Ave	Condo	1	1	10	\$509K	\$515K
16 March, 2018	519, 23 Glebe Rd W	Condo	2	2	4	\$550K	\$600K
27 March, 2018	13, 20 Glebe Rd W	Condo	1	1	15	\$599K	\$570K