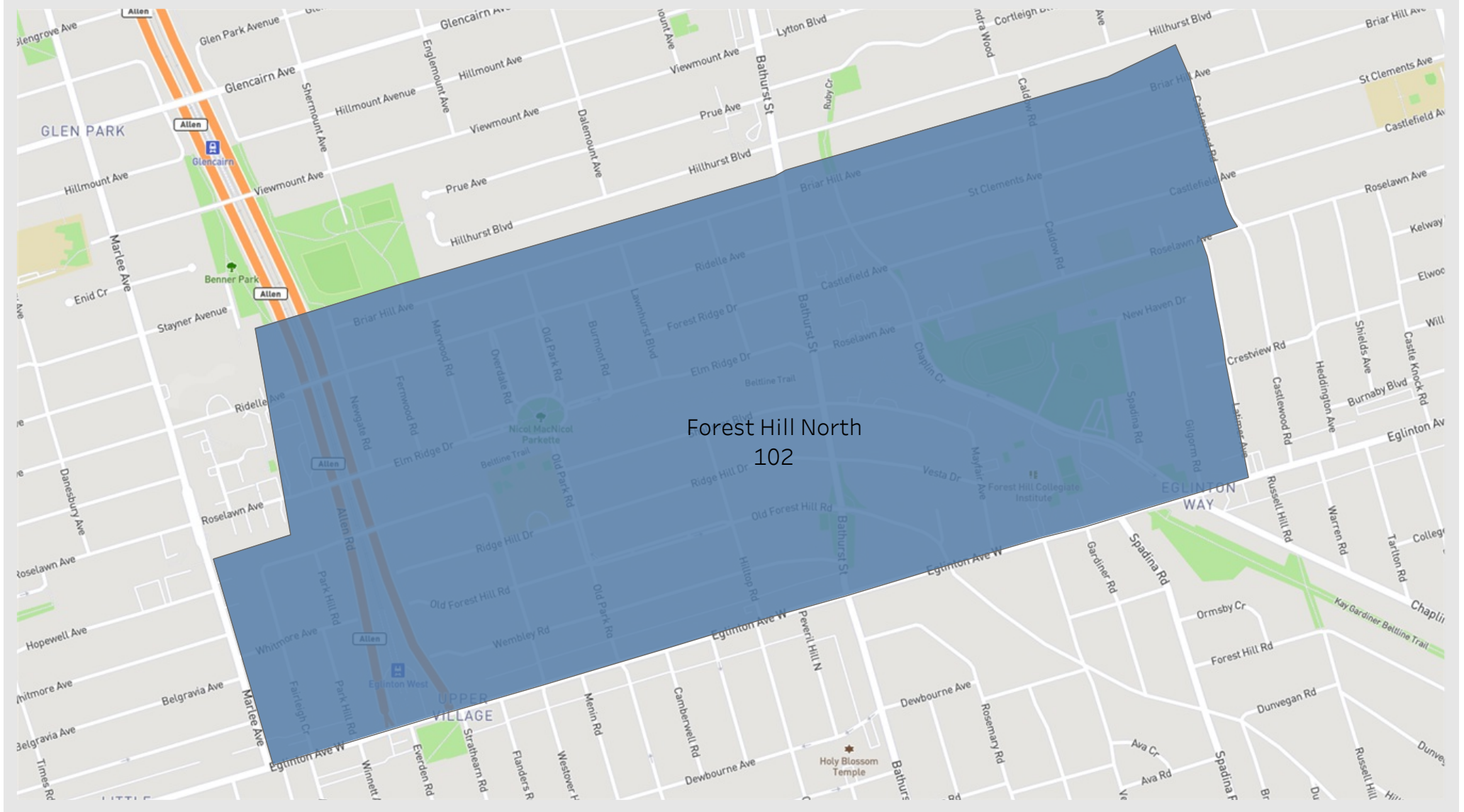
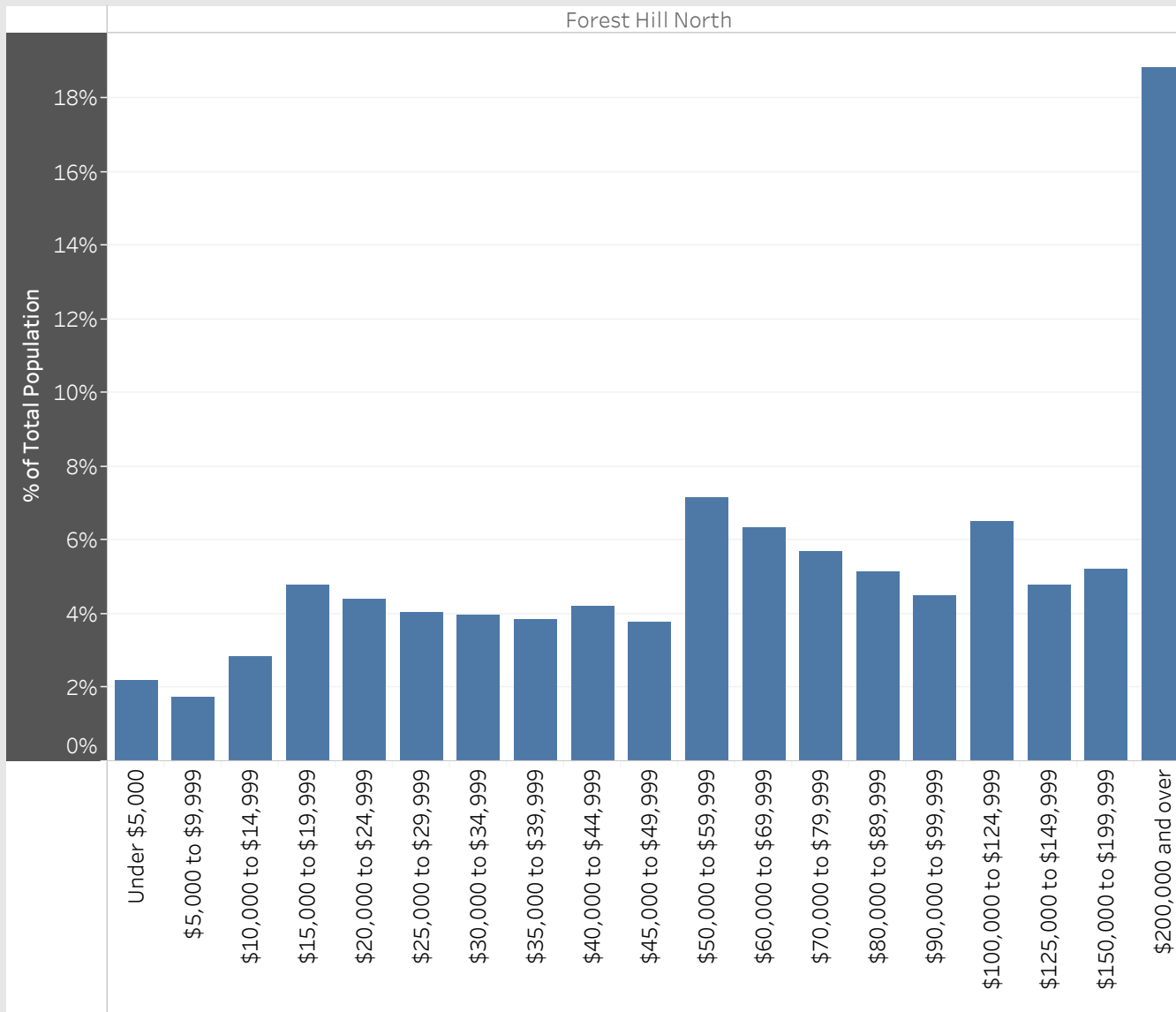


Forest Hill North
Neighbourhood Breakdown
July 1st, 2015 - March 31st, 2018

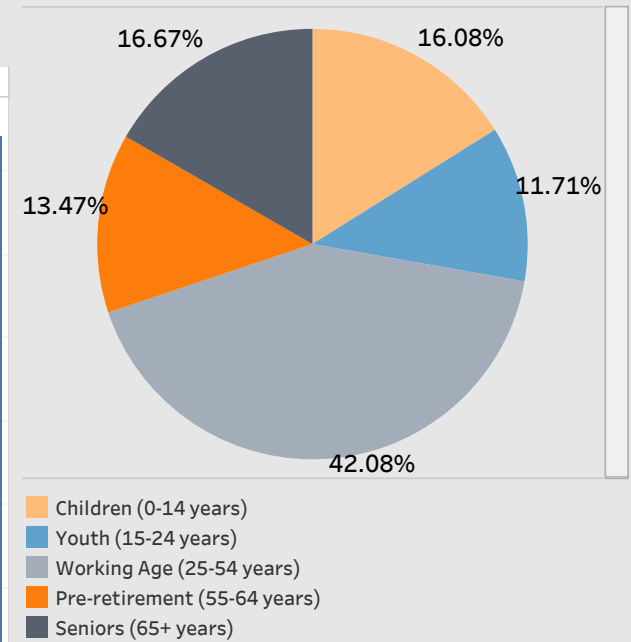


2016 StatsCan Data

Household Income in Forest Hill North



Age

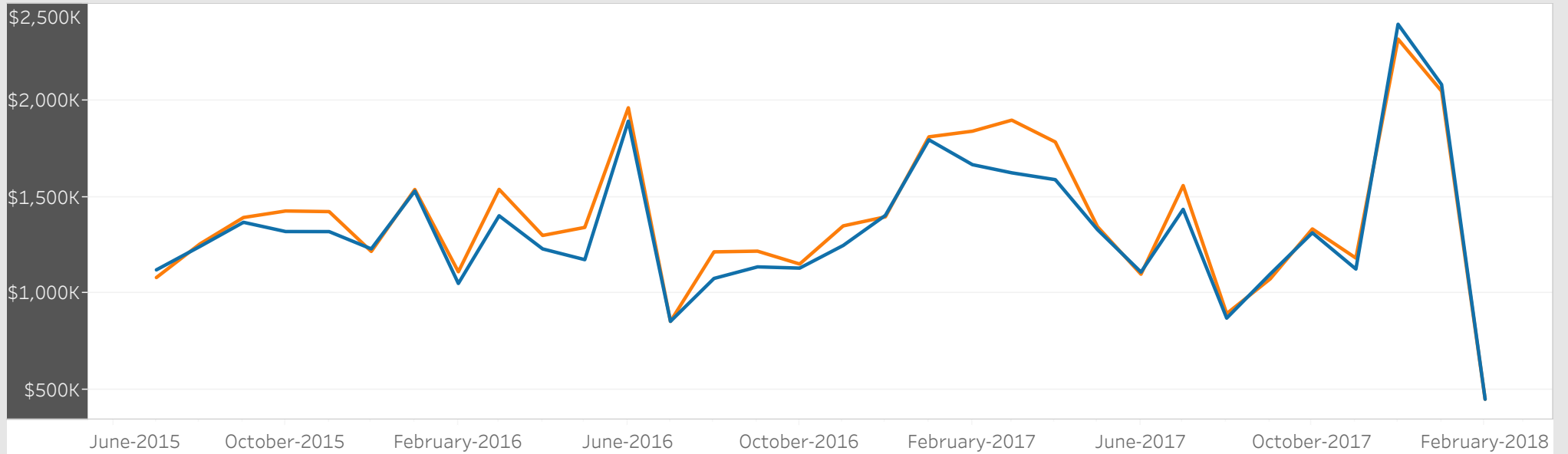


Visible Minorities

Not a visible minority	71.88%
Filipino	12.60%
Black	3.95%
Latin American	3.32%
Chinese	2.09%
South Asian	1.34%
West Asian	1.30%
Multiple visible minorities	0.95%
Korean	0.91%
Visible minority; n.i.e.	0.55%
Arab	0.51%
Japanese	0.43%
Southeast Asian	0.16%

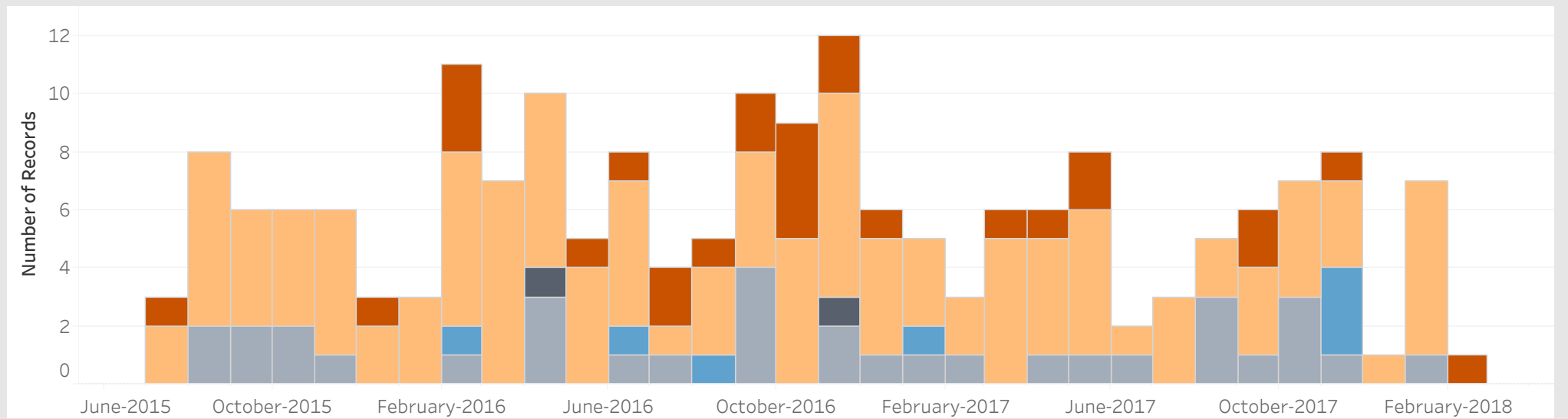
Average Sold Price vs. Average Ask Price in Forest Hill North

■ Avg. List Price ■ Avg. Sold Price



Properties Sold in Forest Hill North by Month

■ Condo ■ Detached ■ Semi-Detached ■ Townhouse ■ Other



Data

Month, Day, Year of Sold Date	Address1	Property Type	Bedrooms	Washrooms	Days on the Market	List Price	Sold Price
4 July, 2015	72 Gilgorm Rd, Toronto	Detached	4	4	11	\$1,589K	\$1,520K
15 July, 2015	210, 740 Eglinton Ave, Toronto	Condo	2	1	50	\$275K	\$274K
21 July, 2015	7 Old Park Rd, Toronto	Detached	4	3	7	\$1,499K	\$1,450K
4 August, 2015	514 Castlefield Ave, Toronto	Detached	3	4	28	\$1,469K	\$1,650K
10 August, 2015	205, 2550 Bathurst St, Toronto	Other	1	1	111	\$165K	\$160K
11 August, 2015	90 Elm Ridge Dr, Toronto	Detached	3	3	22	\$1,349K	\$1,282K
17 August, 2015	218, 2550 Bathurst St, Toronto	Other	1	1	69	\$300K	\$293K
18 August, 2015	5 Fairleigh Cres, Toronto	Detached	4	3	36	\$959K	\$920K
	35 Old Park Rd, Toronto	Detached	5	4	5	\$1,499K	\$1,650K
20 August, 2015	21 Gilgorm Rd, Toronto	Detached	3	3	9	\$1,399K	\$1,380K
26 August, 2015	216 Hillhurst Blvd, Toronto	Detached	4	4	51	\$2,799K	\$2,709K
11 September, 2015	409, 2603 Bathurst St, Toronto	Other	1	1	38	\$335K	\$332K
12 September, 2015	6 Fairleigh Cres, Toronto	Detached	3	1	5	\$799K	\$790K
14 September, 2015	196 Old Forest Hill Rd, Toronto	Detached	4	5	7	\$2,249K	\$2,425K
15 September, 2015	102 Wembley Rd, Toronto	Detached	4	4		\$1,699K	\$1,789K
28 September, 2015	110, 2550 Bathurst St, Toronto	Other	1	1	67	\$230K	\$220K
30 September, 2015	611 Briar Hill Ave, Toronto	Detached	4	5	7	\$2,895K	\$2,800K
3 October, 2015	23 Gilgorm Rd, Toronto	Detached	3	2	4	\$1,025K	\$1,230K
4 October, 2015	244 Old Forest Hill Rd, Toronto	Detached	4	4	6	\$1,499K	\$1,652K
12 October, 2015	404, 2603 Bathurst St, Toronto	Other	1	2	61	\$539K	\$513K
13 October, 2015	40 Ridge Hill Dr, Toronto	Detached	4	5	7	\$2,495K	\$2,710K
	107, 2550 Bathurst St, Toronto	Other	1	1	34	\$266K	\$252K
25 October, 2015	3 Lawnhurst Blvd, Toronto	Detached	4	5	5	\$2,095K	\$2,201K
1 November, 2015	530 Castlefield Ave, Toronto	Detached	3	4	33	\$1,628K	\$1,582K
8 November, 2015	7 Ridge Hill Dr, Toronto	Detached	4	4	5	\$1,598K	\$1,863K
	496 St Clements Ave, Toronto	Detached	3	2		\$1,099K	\$1,357K
13 November, 2015	585 St Clements Ave, Toronto	Detached	4	4	9	\$1,618K	\$1,772K
15 November, 2015	65 Old Park Rd, Toronto	Detached	4	4	6	\$1,759K	\$1,750K

Data

Month, Day, Year of Sold Date	Address1	Property Type	Bedrooms	Washrooms	Days on the Market	List Price	Sold Price
19 November, 2015	515, 660 Eglinton Ave, Toronto	Other	1	1	21	\$215K	\$215K
7 December, 2015	124 Whitmore Ave, Toronto	Detached	5	4	13	\$1,375K	\$1,400K
8 December, 2015	39 Gilgorm Rd, Toronto	Detached	4	4	30	\$2,000K	\$1,935K
13 December, 2015	203, 22 Shallmar Blvd, Toronto	Condo	3	2	4	\$315K	\$315K
23 January, 2016	2 Burmont Rd	Detached	3	5	4	\$1,995K	\$1,960K
26 January, 2016	488 St Clements Ave	Detached	3	2	6	\$1,099K	\$1,300K
28 January, 2016	600 Castlefield Ave	Detached	3	3	10	\$1,495K	\$1,354K
1 February, 2016	34 Elm Ridge Dr	Detached	4	4	5	\$1,499K	\$1,770K
4 February, 2016	431 St Clements Ave	Detached	3	2	1	\$999K	\$1,262K
7 February, 2016	1374 Eglinton Ave W	Townhouse	3	3	5	\$879K	\$905K
10 February, 2016	44 Ridelle Ave	Detached	4	4	7	\$1,795K	\$1,818K
11 February, 2016	205, 22 Shallmar Blvd	Condo	1	1	15	\$339K	\$339K
14 February, 2016	701, 22 Shallmar Blvd	Condo	2	2	31	\$389K	\$385K
16 February, 2016	596 Castlefield Ave	Detached	4	4	15	\$2,249K	\$2,094K
17 February, 2016	714, 660 Eglinton Ave W	Other	1	1	0	\$224K	\$224K
29 February, 2016	10 Caldwell Rd	Detached	3	4	6	\$1,049K	\$1,350K
	345 Castlefield Ave	Detached	4	4	6	\$1,795K	\$1,756K
	505, 22 Shallmar Blvd	Condo	1	1	28	\$339K	\$320K
5 March, 2016	116 Elm Ridge Dr	Detached	5	5	4	\$1,698K	\$1,940K
7 March, 2016	464 Castlefield Ave	Detached	3	2	6	\$1,099K	\$1,290K
9 March, 2016	226 Old Forest Hill Rd	Detached	4	3	7	\$1,689K	\$1,950K
16 March, 2016	15 Park Hill Rd	Detached	3	3	5	\$1,179K	\$1,400K
	117 Whitmore Ave	Detached	3	2	12	\$1,099K	\$1,300K
19 March, 2016	7 Glenarden Rd	Detached	4	3	16	\$1,449K	\$1,430K
25 March, 2016	766 Briar Hill Ave	Detached	4	3	31	\$1,599K	\$1,460K
5 April, 2016	25 Elm Ridge Dr	Detached	4	4	8	\$1,495K	\$1,603K
6 April, 2016	53 Old Park Rd	Detached	4	4	7	\$1,998K	\$2,300K
	209, 2603 Bathurst St	Other	1	1	89	\$325K	\$305K

Data

Month, Day, Year of Sold Date	Address1	Property Type	Bedrooms	Washrooms	Days on the Market	List Price	Sold Price
6 April, 2016	302, 2550 Bathurst St	Other	1	1	5	\$249K	\$243K
12 April, 2016	26 Glenarden Rd	Detached	3	4	7	\$1,495K	\$1,700K
	38 Gilgorm Rd	Detached	3	3	6	\$1,349K	\$1,452K
25 April, 2016	6, 2550 Bathurst St	Other	1	1	72	\$215K	\$212K
27 April, 2016	156 Old Forest Hill Rd	Detached	5	6	9	\$2,896K	\$2,720K
28 April, 2016	22 Castlewood Rd	Detached	3	2	7	\$998K	\$1,263K
30 April, 2016	1A Darwin Rd	Semi-Detached	3	5	5	\$1,278K	\$1,200K
7 May, 2016	401, 740 Eglinton Ave	Condo	1	1	47	\$325K	\$313K
10 May, 2016	7 Forest Ridge Dr	Detached	3	4	27	\$1,798K	\$1,720K
16 May, 2016	16 Gilgorm Rd	Detached	2	2	6	\$1,149K	\$1,564K
30 May, 2016	86 Fairleigh Cres	Detached	2	2	6	\$799K	\$1,060K
31 May, 2016	41 Ridge Hill Dr	Detached	4	4	7	\$1,799K	\$2,050K
1 June, 2016	56 Shallmar Blvd	Detached	4	6	6	\$2,895K	\$2,988K
13 June, 2016	204, 2 Ridelle Ave	Condo	1	1	35	\$220K	\$214K
14 June, 2016	1344/46 Avenue Rd	Other	9	6	12	\$2,790K	\$2,620K
18 June, 2016	619 Castlefield Ave	Detached	4	4	4	\$1,895K	\$1,800K
20 June, 2016	4B Park Hill Rd	Townhouse	3	3	7	\$799K	\$869K
21 June, 2016	114 Braeside Rd	Detached	4	6	11	\$2,995K	\$3,500K
27 June, 2016	7A Gilgorm Rd	Detached	3	4	6	\$1,349K	\$1,403K
30 June, 2016	169 Old Forest Hill Rd	Detached	4	5	8	\$2,195K	\$2,300K
4 July, 2016	202, 2 Ridelle Ave	Condo	1	1	56	\$219K	\$215K
5 July, 2016	32 Forest Ridge Dr	Detached	4	5	7	\$2,259K	\$2,215K
6 July, 2016	604, 2603 Bathurst St	Other	2	2	93	\$509K	\$505K
21 July, 2016	507, 740 Eglinton Ave W	Condo	2	1	2	\$429K	\$480K
3 August, 2016	90 Fairleigh Cres	Detached	4	5	8	\$1,399K	\$1,610K
	205, 740 Eglinton Ave W	Condo	1	1	54	\$325K	\$313K
9 August, 2016	51 Fairleigh Cres	Detached	4	3	1	\$1,395K	\$1,602K
11 August, 2016	39 Fairleigh Cres	Detached	3	4	3	\$1,299K	\$1,632K

Data

Month, Day, Year of Sold Date	Address1	Property Type	Bedrooms	Washrooms	Days on the Market	List Price	Sold Price
18 August, 2016	2C Fairleigh Cres	Townhouse	3	3	31	\$965K	\$915K
8 September, 2016	209, 2550 Bathurst St	Other	1	1	87	\$155K	\$151K
11 September, 2016	107, 22 Shallmar Blvd	Condo	2	2	16	\$395K	\$372K
14 September, 2016	108, 2603 Bathurst St	Other	1	1	7	\$365K	\$368K
15 September, 2016	416, 660 Eglinton Ave W	Other	1	1	1	\$234K	\$238K
16 September, 2016	316, 2550 Bathurst St E	Other	2	1	15	\$296K	\$285K
20 September, 2016	681 Briar Hill Ave	Detached	5	5	1	\$2,995K	\$3,025K
27 September, 2016	53 Shallmar Blvd	Detached	4	5	1	\$2,018K	\$2,525K
28 September, 2016	56 Caldow Rd	Detached	4	6	2	\$2,880K	\$2,860K
	79 Ridge Hill Dr	Detached	3	3	7	\$1,589K	\$1,925K
30 September, 2016	809, 22 Shallmar Blvd	Condo	2	2	8	\$439K	\$433K
8 October, 2016	703, 22 Shallmar Blvd	Condo	2	2	3	\$457K	\$439K
11 October, 2016	Ph601, 2 Ridelle Ave	Condo	2	2	62	\$750K	\$725K
15 October, 2016	103, 740 Eglinton Ave W	Condo	1	1	23	\$310K	\$285K
18 October, 2016	21 Park Hill Rd	Detached	4	2	0	\$1,399K	\$1,425K
22 October, 2016	71 Ridge Hill Dr	Detached	5	5	1	\$2,449K	\$2,400K
24 October, 2016	68 Fairleigh Cres	Detached	2	2	6	\$899K	\$1,075K
25 October, 2016	805, 22 Shallmar Blvd	Condo	1	1	26	\$320K	\$326K
27 October, 2016	263 Old Forest Hill Rd	Detached	4	4	9	\$1,588K	\$1,488K
30 October, 2016	3 Forest Ridge Dr	Detached	5	6	3	\$1,999K	\$2,200K
1 November, 2016	29 Glenarden Rd	Detached	4	4	6	\$1,625K	\$1,981K
2 November, 2016	22 Fairleigh Cres	Detached	3	2	7	\$1,295K	\$1,330K
4 November, 2016	707, 22 Shallmar Blvd	Condo	1	1	30	\$336K	\$336K
5 November, 2016	94 Latimer Ave	Semi-Detached	3	2	3	\$989K	\$1,270K
8 November, 2016	99 Ridge Hill Dr	Detached	4	4	7	\$1,895K	\$2,210K
	600 Roselawn Ave	Detached	3	5	20	\$1,725K	\$1,715K
15 November, 2016	272 Glengrove Ave W	Detached	4	3	6	\$1,695K	\$1,800K
25 November, 2016	414, 2550 Bathurst St	Other	1	1	15	\$250K	\$245K

Data

Month, Day, Year of Sold Date	Address1	Property Type	Bedrooms	Washrooms	Days on the Market	List Price	Sold Price
27 November, 2016	515, 660 Eglinton Ave W	Other	1	1	30	\$324K	\$324K
28 November, 2016	208, 2 Ridelle Ave	Condo	1	1	14	\$245K	\$250K
29 November, 2016	100 Ridelle Ave	Detached	4	4	6	\$1,295K	\$1,650K
	537 Briar Hill Ave	Detached	4	5	69	\$3,299K	\$3,080K
7 December, 2016	57 Ridge Hill Dr	Detached	3	4	9	\$1,690K	\$1,936K
	119 Wembley Rd	Detached	4	4	14	\$1,788K	\$1,818K
8 December, 2016	302, 22 Shallmar Blvd	Condo	2	2	30	\$445K	\$425K
16 December, 2016	#107, 2603 Bathurst St	Other	1	1	24	\$400K	\$395K
23 December, 2016	602A Roselawn Ave	Detached	3	5	15	\$1,599K	\$1,540K
30 December, 2016	711 Briar Hill Ave	Detached	4	5	39	\$2,500K	\$2,262K
14 January, 2017	627 Briar Hill Ave	Detached	4	4	2	\$2,795K	\$2,950K
24 January, 2017	503, 2603 Bathurst St	Other	2	2	15	\$485K	\$480K
25 January, 2017	616 Briar Hill Ave	Detached	4	4	2	\$2,500K	\$2,450K
28 January, 2017	1402B Eglinton Ave W	Townhouse	3	3	12	\$799K	\$820K
31 January, 2017	629 Briar Hill Ave	Detached	4	4	13	\$2,399K	\$2,355K
2 February, 2017	741 Briar Hill Ave	Detached	4	4	10	\$2,850K	\$2,790K
4 February, 2017	208, 2550 Bathurst St	Other	1	1	3	\$155K	\$155K
13 February, 2017	491 St Clements Ave	Detached	4	4	5	\$1,995K	\$2,576K
14 March, 2017	35 Latimer Ave	Detached	4	4	7	\$1,995K	\$2,800K
	755 Briar Hill Ave	Detached	4	4	0	\$2,018K	\$2,500K
19 March, 2017	402, 22 Shallmar Blvd	Condo	2	2	4	\$489K	\$540K
22 March, 2017	158 Old Forest Hill Rd	Detached	0	0	49	\$1,599K	\$1,540K
26 March, 2017	611 Castlefield Ave	Detached	3	3	3	\$1,350K	\$1,430K
27 March, 2017	677 Briar Hill Ave	Detached	4	4	6	\$2,295K	\$2,575K
3 April, 2017	16 Old Park Rd	Detached	5	5	6	\$2,249K	\$2,660K
	54 Ridge Hill Dr	Detached	4	5	7	\$2,899K	\$3,051K
4 April, 2017	4 Glenarden Rd	Detached	4	3	8	\$1,798K	\$1,915K
6 April, 2017	103, 22 Shallmar Blvd	Condo	3	2	6	\$589K	\$675K

Data

Month, Day, Year of Sold Date	Address1	Property Type	Bedrooms	Washrooms	Days on the Market	List Price	Sold Price
24 April, 2017	89 Elm Ridge Dr	Detached	4	3	6	\$1,599K	\$2,015K
26 April, 2017	202, 2603 Bathurst St	Other	1	1	21	\$400K	\$390K
2 May, 2017	301, 740 Eglinton Ave	Condo	1	1	26	\$359K	\$359K
3 May, 2017	18 Park Hill Rd	Detached	2	2	5	\$1,000K	\$1,225K
6 May, 2017	206, 2550 Bathurst St	Other	2	1	19	\$358K	\$344K
15 May, 2017	110 Elm Ridge Dr	Detached	3	3	6	\$1,499K	\$1,600K
18 May, 2017	453 Glengrove Ave	Detached	5	7	27	\$3,000K	\$2,818K
24 May, 2017	108, 22 Shallmar Blvd	Condo	2	1	16	\$489K	\$482K
25 May, 2017	550 Castlefield Ave	Detached	2	1	15	\$1,450K	\$1,450K
	623 Briar Hill Ave	Detached	5	4	7	\$2,485K	\$2,485K
14 June, 2017	209, 660 Eglinton Ave W	Other	1	1	27	\$320K	\$307K
19 June, 2017	541 St Clements Ave	Detached	3	2	20	\$1,899K	\$1,890K
5 July, 2017	68 Castlewood Rd	Detached	3	2	15	\$1,050K	\$1,325K
18 July, 2017	1071 Spadina Rd	Detached	3	4	7	\$1,995K	\$2,050K
24 July, 2017	5 New Haven Dr	Detached	5	3	3	\$1,260K	\$1,300K
1 August, 2017	610, 2603 Bathurst St	Other	1	1	36	\$365K	\$360K
2 August, 2017	104, 2603 Bathurst St	Other	1	1	15	\$365K	\$345K
4 August, 2017	21 Marlee Ave	Detached	3	2	28	\$949K	\$940K
21 August, 2017	15 Newgate Rd	Detached	4	5	7	\$2,495K	\$2,625K
	511, 660 Eglinton Ave W	Other	1	1	4	\$180K	\$201K
15 September, 2017	105, 2550 Bathurst St	Other	2	1	29	\$328K	\$316K
16 September, 2017	1065 Spadina Rd	Detached	3	4	31	\$2,100K	\$1,950K
20 September, 2017	20 New Haven Dr	Detached	1	4	1	\$1,350K	\$1,450K
25 September, 2017	204, 22 Shallmar Blvd	Condo	3	2	17	\$699K	\$660K
	311, 22 Shallmar Blvd	Condo	2	2	19	\$525K	\$520K
28 September, 2017	1021 Spadina Rd	Detached	3	4	16	\$1,595K	\$1,550K
4 October, 2017	209, 2603 Bathurst St	Other	1	1	22	\$400K	\$383K
6 October, 2017	407, 2603 Bathurst St	Other	1	1	10	\$400K	\$385K

Data

Month, Day, Year of Sold Date	Address1	Property Type	Bedrooms	Washrooms	Days on the Market	List Price	Sold Price
11 October, 2017	221 Old Forest Hill Rd	Detached	4	5	8	\$2,695K	\$2,810K
16 October, 2017	50 Park Hill Rd	Detached	4	4	6	\$1,399K	\$1,628K
18 October, 2017	524 Castlefield Ave	Detached	5	3	13	\$1,980K	\$1,975K
25 October, 2017	43 Gilgorm Rd	Detached	3	4	30	\$1,995K	\$1,850K
27 October, 2017	411, 2550 Bathurst St	Other	1	1	44	\$324K	\$303K
2 November, 2017	313, 660 Eglinton Ave W	Other	1	1	19	\$315K	\$310K
13 November, 2017	8 Mayfair Ave	Detached	3	4	6	\$1,395K	\$1,485K
17 November, 2017	1029 Spadina Rd	Detached	3	4	10	\$1,459K	\$1,420K
20 November, 2017	5 Citizens Lane	Townhouse	3	4	5	\$759K	\$911K
21 November, 2017	576 Castlefield Ave	Detached	4	4	6	\$1,987K	\$2,300K
26 November, 2017	355 Roselawn Ave	Townhouse	3	5	6	\$2,000K	\$1,850K
28 November, 2017	509, 2 Ridelle Ave	Condo	1	1	6	\$298K	\$332K
	1400B Eglinton Ave W	Townhouse	3	3	6	\$789K	\$850K
5 December, 2017	123 Wembley Rd	Detached	4	4	15	\$2,395K	\$2,318K
12 January, 2018	9 Caldwell Rd	Detached	3	4	3	\$2,249K	\$2,210K
17 January, 2018	13 Gilgorm Rd	Detached	3	4	1	\$1,549K	\$1,650K
19 January, 2018	23 Park Hill Rd	Detached	4	5	52	\$2,598K	\$2,475K
20 January, 2018	56 Old Park Rd	Detached	5	8	2	\$4,200K	\$4,075K
23 January, 2018	118 Whitmore Ave	Detached	3	2	6	\$1,395K	\$1,410K
	520 St Clements Ave	Detached	3	3	6	\$1,949K	\$1,890K
24 January, 2018	604, 2603 Bathurst St	Other	2	2	7	\$635K	\$625K
15 February, 2018	108, 2 Ridelle Ave	Condo	2	1	7	\$450K	\$450K