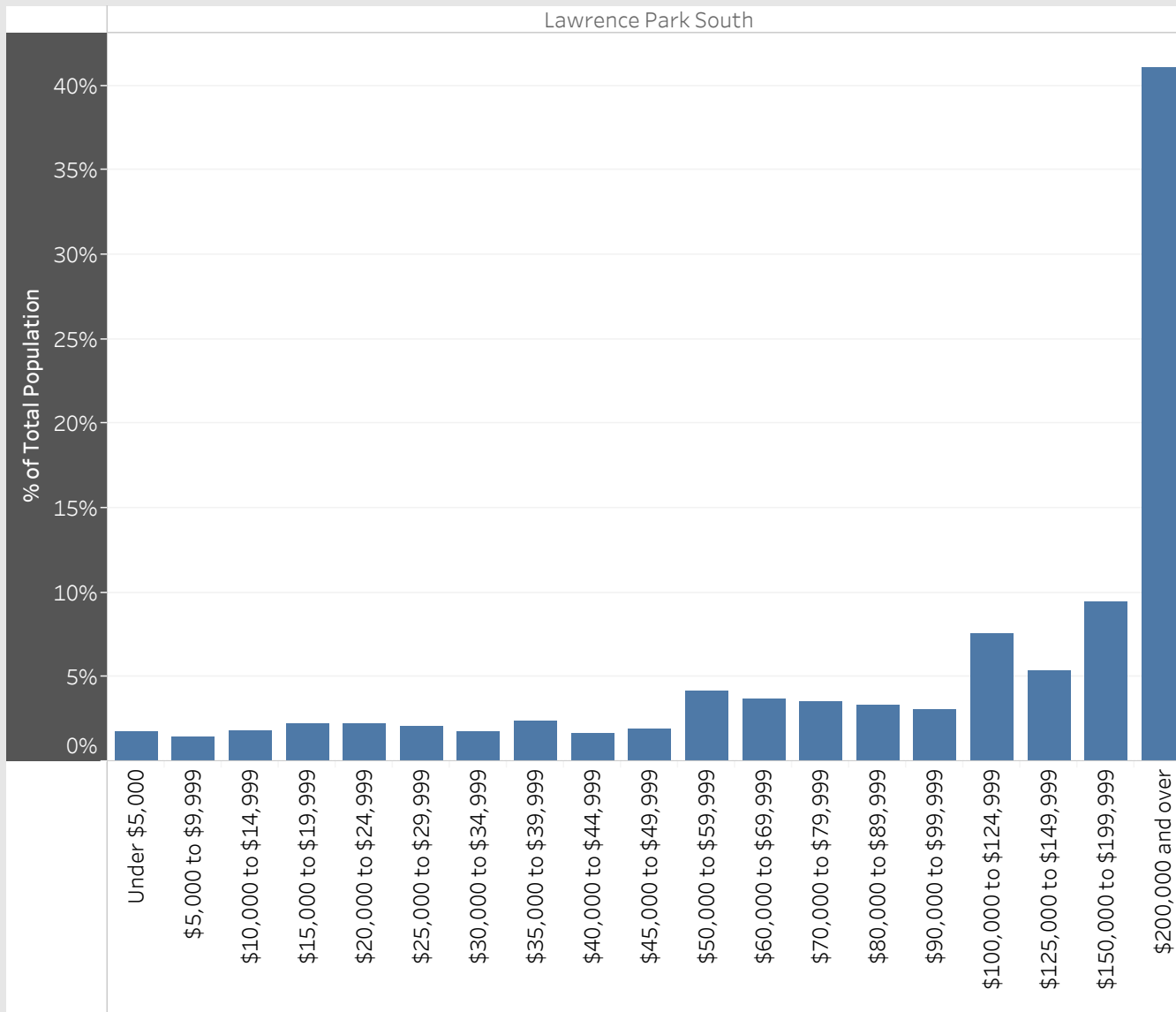


Lawrence Park South
Neighbourhood Breakdown
July 1st, 2015 - March 31st, 2018

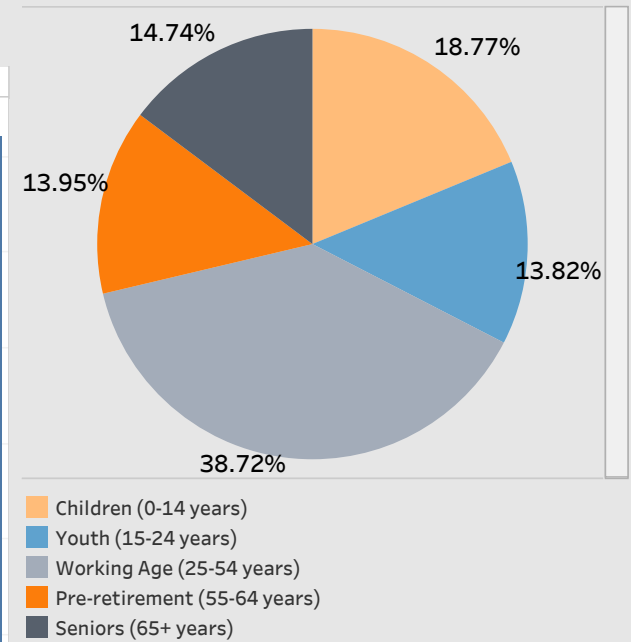


2016 StatsCan Data

Household Income in Lawrence Park South



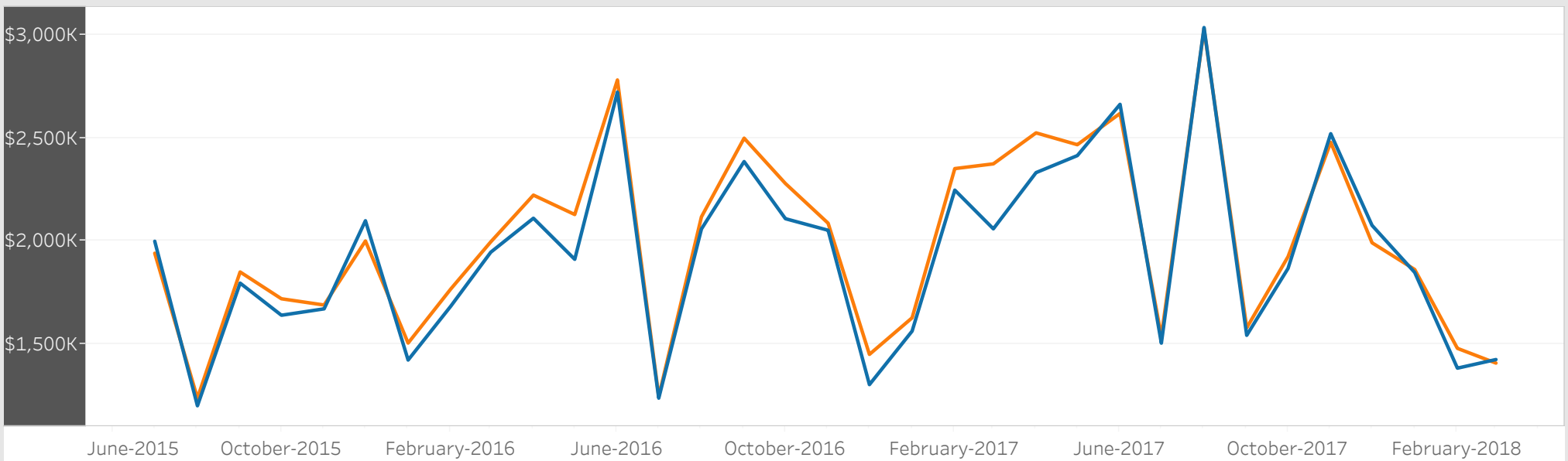
Age



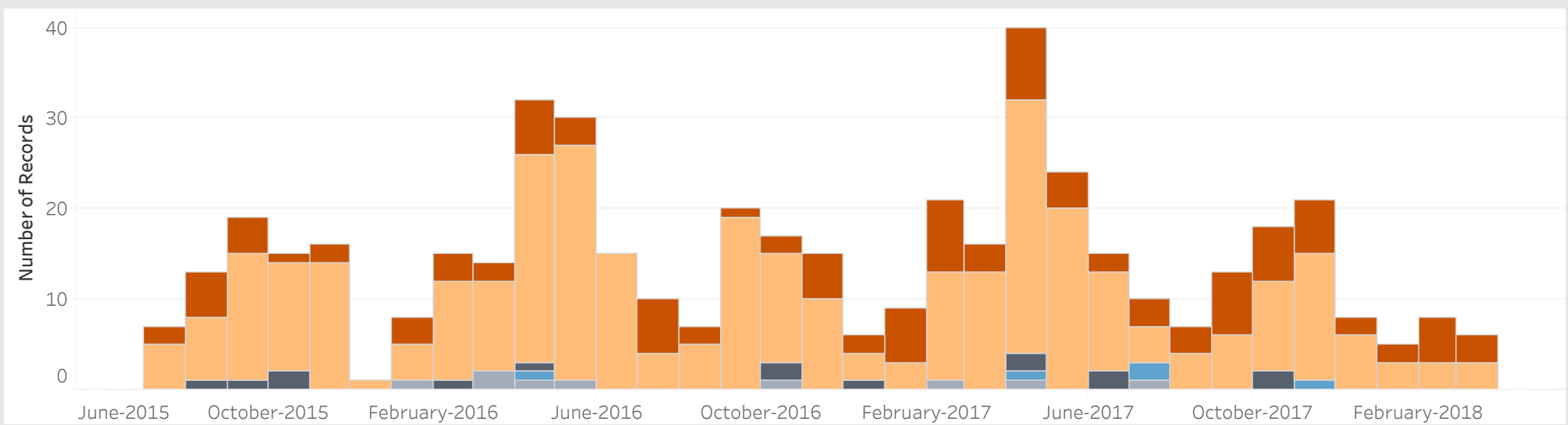
Visible Minorities

Not a visible minority	83.04%
Chinese	5.72%
South Asian	2.08%
Filipino	1.95%
West Asian	1.62%
Black	1.59%
Multiple visible minorities	1.22%
Korean	0.83%
Latin American	0.73%
Japanese	0.40%
Visible minority; n.i.e.	0.33%
Southeast Asian	0.30%
Arab	0.20%

Average Sold Price vs. Average Ask Price in Lawrence Park South



Properties Sold in Lawrence Park South by Month



Data

Month, Day, Year of Sold Date	Address1	Property Type	Bedrooms	Washrooms	Days on the Market	List Price	Sold Price
1 July, 2015	12 Hillhurst Blvd, Toronto	Detached	3	4	42	\$2,459K	\$2,200K
	12 Kelway Blvd, Toronto	Detached	3	3	48	\$1,650K	\$1,600K
11 July, 2015	418 Lytton Blvd, Toronto	Detached	4	6	33	\$4,195K	\$4,061K
12 July, 2015	141 Latimer Ave, Toronto	Detached	3	4	7	\$1,249K	\$1,350K
15 July, 2015	324 Cortleigh Blvd, Toronto	Detached	4	6	3	\$3,498K	\$3,450K
16 July, 2015	508, 455 Rosewell Ave, Toronto	Condo	2	2	14	\$480K	\$470K
20 July, 2015	410, 451 Rosewell Ave, Toronto	Condo	2	2	5	\$460K	\$455K
2 August, 2015	185 Cortleigh Blvd, Toronto	Detached	4	6	28	\$4,195K	\$4,080K
8 August, 2015	81 Craighurst Ave, Toronto	Detached	3	2	5	\$930K	\$1,071K
9 August, 2015	311, 481 Rosewell Ave, Toronto	Condo	2	1	13	\$339K	\$339K
10 August, 2015	183 Lawrence Ave, Toronto	Detached	3	2	6	\$825K	\$1,005K
11 August, 2015	28 Weybourne Cres, Toronto	Detached	2	4	65	\$2,499K	\$2,425K
	132 Hillhurst Blvd, Toronto	Detached	3	2	2	\$1,439K	\$1,520K
12 August, 2015	312, 481 Rosewell Ave, Toronto	Condo	2	1	79	\$379K	\$368K
13 August, 2015	302, 455 Rosewell Ave, Toronto	Condo	2	1	9	\$349K	\$350K
17 August, 2015	5 Crestview Rd, Toronto	Detached	3	2	8	\$1,149K	\$1,149K
22 August, 2015	Lph02, 3018 Yonge St, Toronto	Condo	2	2	55	\$876K	\$876K
24 August, 2015	100 Rosewell Ave, Toronto	Detached	3	3	7	\$999K	\$1,076K
26 August, 2015	306, 455 Rosewell Ave, Toronto	Condo	2	2	6	\$525K	\$520K
27 August, 2015	25 Craighurst Ave, Toronto	Semi-Detached	3	4	2	\$1,130K	\$1,340K
2 September, 2015	608, 2900 Yonge St, Toronto	Condo	2	3	10	\$1,399K	\$1,501K
13 September, 2015	36A Craighurst Ave, Toronto	Semi-Detached	3	2	7	\$825K	\$894K
14 September, 2015	145 Hillhurst Blvd, Toronto	Detached	4	1	7	\$1,195K	\$1,360K
	223 Cortleigh Blvd, Toronto	Detached	4	3	6	\$2,195K	\$2,215K
15 September, 2015	371 Castlefield Ave, Toronto	Detached	3	2	7	\$1,149K	\$1,286K
16 September, 2015	125 Latimer Ave, Toronto	Detached	3	4	8	\$1,529K	\$1,590K
17 September, 2015	8 Hillhurst Blvd, Toronto	Detached	4	4	3	\$1,749K	\$2,011K
	128 St Leonard's Ave, Toronto	Detached	5	5	3	\$3,229K	\$3,178K

Data

Month, Day, Year of Sold Date	Address1	Property Type	Bedrooms	Washrooms	Days on the Market	List Price	Sold Price
20 September, 2015	99 Castlewood Rd, Toronto	Detached	3	4	24	\$1,389K	\$1,375K
	530, 3600 Yonge St, Toronto	Condo	2	3	5	\$1,369K	\$1,445K
	Ph612, 451 Rosewell Ave, Toronto	Condo	2	2	33	\$630K	\$627K
21 September, 2015	106 Briar Hill Ave, Toronto	Detached	3	2	7	\$1,695K	\$1,844K
23 September, 2015	27 Cheritan Ave, Toronto	Detached	3	2	9	\$1,395K	\$1,350K
27 September, 2015	9 Pote Ave, Toronto	Detached	4	6	20	\$3,350K	\$3,350K
	173 Alexandra Blvd, Toronto	Detached	6	3	7	\$2,550K	\$2,613K
28 September, 2015	206 Strathallan Blvd, Toronto	Detached	4	3	6	\$1,995K	\$2,175K
	229 Briar Hill Ave, Toronto	Detached	5	2	6	\$1,400K	\$1,485K
29 September, 2015	197 Alexandra Blvd, Toronto	Detached	5	5	9	\$3,795K	\$3,640K
30 September, 2015	603, 2727 Yonge St, Toronto	Condo	2	2	15	\$1,290K	\$1,213K
1 October, 2015	69 Elwood Blvd, Toronto	Detached	3	4	3	\$1,489K	\$1,582K
	430 Castlefield Ave, Toronto	Detached	4	4	2	\$1,789K	\$1,759K
5 October, 2015	511, 451 Rosewell Ave, Toronto	Condo	2	2	51	\$520K	\$490K
7 October, 2015	100 Rosewell Ave, Toronto	Detached	3	3	8	\$999K	\$999K
11 October, 2015	112 Craighurst Ave, Toronto	Semi-Detached	3	1	2	\$689K	\$887K
17 October, 2015	58 Chudleigh Ave, Toronto	Detached	4	3	4	\$1,350K	\$1,468K
	155 Dawlish Ave, Toronto	Detached	3	4	3	\$2,950K	\$2,920K
19 October, 2015	37 Albertus Ave, Toronto	Semi-Detached	3	2	6	\$989K	\$1,080K
20 October, 2015	65 Latimer Ave, Toronto	Detached	3	4	8	\$1,049K	\$1,226K
22 October, 2015	34 Craighurst Ave, Toronto	Detached	5	4	10	\$1,350K	\$1,360K
24 October, 2015	76 Dinnick Cres, Toronto	Detached	4	3		\$2,149K	\$2,140K
26 October, 2015	16 Chudleigh Ave, Toronto	Detached	3	1	6	\$1,099K	\$1,288K
27 October, 2015	50 Cheltenham Ave, Toronto	Detached	4	4	2	\$3,095K	\$3,200K
28 October, 2015	459 Castlefield Ave, Toronto	Detached	4	6	35	\$1,199K	\$1,562K
31 October, 2015	165 Dinnick Cres, Toronto	Detached	4	6	27	\$3,895K	\$3,845K
1 November, 2015	36 Kelway Blvd, Toronto	Detached	3	3	7	\$1,199K	\$1,370K
	69 St Leonard's Ave, Toronto	Detached	5	3	6	\$2,395K	\$2,380K

Data

Month, Day, Year of Sold Date	Address1	Property Type	Bedrooms	Washrooms	Days on the Market	List Price	Sold Price
2 November, 2015	318, 3018 Yonge St, Toronto	Condo	2	2	127	\$800K	\$795K
	448 St Clements Ave, Toronto	Detached	3	2	29	\$1,290K	\$1,250K
4 November, 2015	80 Castle Knock Rd, Toronto	Detached	3	3	3	\$1,449K	\$1,635K
8 November, 2015	95 Glenview Ave, Toronto	Detached	4	5	4	\$1,639K	\$1,825K
12 November, 2015	842 Duplex Ave, Toronto	Detached	3	5	50	\$1,945K	\$1,830K
15 November, 2015	26 Latimer Ave, Toronto	Detached	3	3	34	\$1,098K	\$1,091K
16 November, 2015	38 Chudleigh Ave, Toronto	Detached	3	2	13	\$1,349K	\$1,330K
17 November, 2015	145 Albertus Ave, Toronto	Detached	3	2	6	\$1,229K	\$1,300K
18 November, 2015	159 Cortleigh Blvd, Toronto	Detached	4	3	3	\$1,875K	\$1,830K
24 November, 2015	302, 451 Rosewell Ave, Toronto	Condo	2	1	51	\$395K	\$386K
26 November, 2015	52 Castle Knock Rd, Toronto	Detached	3	4	3	\$1,395K	\$1,505K
	157 St Leonard's Ave, Toronto	Detached	4	4	23	\$2,895K	\$2,811K
	264 Glengrove Ave, Toronto	Detached	4	3	3	\$1,695K	\$1,750K
	290 Lytton Blvd, Toronto	Detached	4	7	30	\$4,099K	\$3,955K
6 December, 2015	416 Roselawn Ave, Toronto	Detached	4	5	28	\$2,098K	\$2,000K
15 January, 2016	514, 451 Rosewell Ave, Toronto	Condo	2	1	30	\$389K	\$389K
17 January, 2016	109 Lawrence Cres, Toronto	Detached	4	3	7	\$1,675K	\$1,775K
18 January, 2016	211, 481 Rosewell Ave, Toronto	Condo	2	1	42	\$355K	\$348K
25 January, 2016	95 St Leonard's Ave	Detached	4	5	7	\$2,795K	\$2,770K
	410, 455 Rosewell Ave	Condo	1	1	12	\$375K	\$392K
26 January, 2016	141 Hillhurst Blvd	Detached	5	3	8	\$1,879K	\$1,950K
29 January, 2016	10 St Ives Ave	Detached	4	3	2	\$2,098K	\$2,700K
30 January, 2016	87 Lawrence Ave W	Other	5	7	44	\$1,825K	\$1,725K
1 February, 2016	562 Roselawn Ave	Detached	3	4	6	\$1,099K	\$1,406K
3 February, 2016	147 Dinnick Cres	Detached	4	3	2	\$2,395K	\$2,330K
5 February, 2016	59 St Leonards Ave	Detached	5	3	1	\$2,250K	\$2,500K
9 February, 2016	21 Cortleigh Blvd	Detached	3	3	6	\$2,250K	\$2,460K
10 February, 2016	77 Chatsworth Dr	Detached	5	3	9	\$2,300K	\$2,175K

Data

Month, Day, Year of Sold Date	Address1	Property Type	Bedrooms	Washrooms	Days on the Market	List Price	Sold Price
10 February, 2016	111 Castlewood Rd	Detached	1	2	1	\$800K	\$1,070K
15 February, 2016	50 Glencairn Ave	Detached	4	4	11	\$1,999K	\$1,975K
16 February, 2016	91 Glencairn Ave	Detached	5	4	7	\$1,795K	\$1,980K
	305, 481 Rosewell Ave	Condo	2	2	6	\$499K	\$512K
17 February, 2016	91 Lawrence Ave W	Semi-Detached	3	2	8	\$699K	\$817K
	302 Roselawn Ave	Detached	4	4	91	\$1,195K	\$1,402K
19 February, 2016	302, 2727 Yonge St	Condo	2	2	30	\$1,095K	\$1,050K
	403, 2900 Yonge St	Condo	2	3	8	\$1,475K	\$1,480K
21 February, 2016	44 St Hilda's Ave	Detached	5	3	5	\$1,195K	\$1,462K
25 February, 2016	119 Strathallan Blvd	Detached	4	6	19	\$4,225K	\$3,900K
1 March, 2016	140 Coldstream Ave	Detached	4	4	6	\$1,995K	\$1,960K
	451 Briar Hill Ave	Detached	4	2	6	\$1,399K	\$1,652K
2 March, 2016	79 Glenview Ave	Detached	4	4	6	\$1,959K	\$1,890K
	93 Glencairn Ave	Other	4	2	8	\$1,575K	\$1,625K
	1391 Avenue Rd	Detached	3	4	13	\$1,539K	\$1,495K
8 March, 2016	71 Cheritan Ave	Detached	4	2	7	\$1,650K	\$1,800K
10 March, 2016	115 Mona Dr	Detached	4	5	2	\$2,689K	\$2,618K
11 March, 2016	111 St Leonards Ave	Other	5	1	0	\$2,650K	\$2,650K
15 March, 2016	31 Glengowan Rd	Detached	4	6	34	\$4,390K	\$4,165K
16 March, 2016	308, 451 Rosewell Ave	Condo	1	1	35	\$399K	\$386K
23 March, 2016	96 Castlewood Rd	Detached	4	5	43	\$2,049K	\$2,025K
24 March, 2016	106 Heddington Ave	Detached	2	3	1	\$1,099K	\$1,410K
25 March, 2016	75 Lytton Blvd	Detached	5	5	3	\$2,650K	\$2,950K
28 March, 2016	515, 2727 Yonge St	Condo	2	2	5	\$1,195K	\$1,313K
1 April, 2016	174 Strathgowan Ave	Detached	4	5	49	\$4,980K	\$5,059K
2 April, 2016	28 Glengrove Ave W	Detached	6	4	4	\$2,650K	\$2,650K
	465 St Clements Ave	Detached	3	4	2	\$1,139K	\$1,500K
4 April, 2016	25 Cheritan Ave	Detached	3	2	6	\$1,598K	\$1,620K

Data

Month, Day, Year of Sold Date	Address1	Property Type	Bedrooms	Washrooms	Days on the Market	List Price	Sold Price
6 April, 2016	73 Lawrence Ave E	Other	3	3	5	\$1,400K	\$1,400K
7 April, 2016	59 Chatsworth Dr	Detached	3	3	8	\$1,449K	\$1,520K
11 April, 2016	235 Glengrove Ave W	Detached	3	2	6	\$988K	\$1,339K
12 April, 2016	22 St Hilda's Ave	Detached	4	4	7	\$1,495K	\$1,910K
	109, 485 Rosewell Ave	Condo	2	2	1	\$549K	\$580K
	291 St Clements Ave	Detached	4	4	33	\$2,088K	\$2,065K
	415, 2727 Yonge St	Condo	2	2	6	\$1,257K	\$1,357K
13 April, 2016	97 Chudleigh Ave	Detached	3	2	0	\$1,300K	\$1,300K
	173 Briar Hill Ave	Semi-Detached	3	2	2	\$949K	\$1,250K
14 April, 2016	103, 451 Rosewell Ave	Condo	2	2	7	\$525K	\$540K
15 April, 2016	98 Dawlish Ave	Detached	6	3	3	\$2,250K	\$2,215K
	177 Alexandra Blvd	Detached	5	5	4	\$2,995K	\$3,400K
	372 Glencairn Ave	Detached	5	6	3	\$2,895K	\$3,100K
18 April, 2016	292 Glengrove Ave W	Detached	6	5	5	\$2,250K	\$2,325K
19 April, 2016	32 Crestview Rd	Detached	3	2	7	\$1,149K	\$1,450K
	36 Castle Knock Rd	Detached	4	2	8	\$1,199K	\$1,539K
	515, 481 Rosewell Ave	Condo	2	2	21	\$579K	\$568K
22 April, 2016	62 Glengowan Rd	Detached	4	5	100	\$3,695K	\$3,585K
23 April, 2016	153 St Leonard's Ave	Detached	4	6	3	\$3,995K	\$4,100K
25 April, 2016	41 St Leonard's Cres	Detached	4	6	17	\$5,695K	\$5,500K
26 April, 2016	15-17 Glengrove Ave E	Detached	5	4	1	\$1,395K	\$1,800K
	28 St Hilda's Ave	Detached	3	4	7	\$1,789K	\$1,975K
27 April, 2016	505, 2900 Yonge St	Condo	2	3	6	\$1,299K	\$1,450K
28 April, 2016	11 Strathallan Blvd	Townhouse	4	4	6	\$1,888K	\$1,875K
	116 Mona Dr	Detached	5	5	2	\$2,895K	\$2,950K
	Ph7/Ph8, 2727 Yonge St	Condo	3	4	142	\$3,000K	\$2,675K
29 April, 2016	101 Strathallan Blvd	Detached	3	3	0	\$2,195K	\$2,582K
30 April, 2016	190 Strathgowan Ave	Detached	4	5	10	\$3,995K	\$3,925K

Data

Month, Day, Year of Sold Date	Address1	Property Type	Bedrooms	Washrooms	Days on the Market	List Price	Sold Price
2 May, 2016	16 Kelway Blvd	Detached	3	4	6	\$1,729K	\$2,000K
	86 Briar Hill Ave	Detached	5	4	5	\$1,995K	\$2,558K
	191 Lawrence Ave W	Detached	3	2	5	\$889K	\$1,120K
	208, 485 Rosewell Ave	Condo	2	2	34	\$499K	\$510K
5 May, 2016	62 Hillhurst Blvd	Detached	3	4	3	\$2,195K	\$2,700K
9 May, 2016	49 Chudleigh Ave	Detached	3	3	6	\$1,175K	\$1,687K
	60 Coldstream Ave	Detached	4	3	6	\$1,499K	\$1,806K
	452 St Clements Ave	Detached	3	2	7	\$1,179K	\$1,551K
10 May, 2016	62 Rochester Ave	Detached	4	4	7	\$2,195K	\$2,950K
12 May, 2016	9 Heather St	Detached	3	2	7	\$1,099K	\$1,440K
13 May, 2016	158 Briar Hill Ave	Detached	3	3	1	\$1,459K	\$1,511K
14 May, 2016	181 Glencairn Ave	Detached	5	5	17	\$5,800K	\$5,400K
16 May, 2016	42 Heddington Ave	Detached	3	2	0	\$1,690K	\$1,690K
	49 Glenview Ave	Detached	5	5	7	\$2,995K	\$3,333K
	117 Hillhurst Blvd	Detached	4	4	8	\$1,650K	\$1,982K
17 May, 2016	3 St Hilda's Ave	Detached	4	2	0	\$1,480K	\$1,480K
	61 Castle Knock Rd	Detached	3	2	0	\$1,699K	\$1,775K
	148 Hillhurst Blvd	Detached	3	2	8	\$1,389K	\$2,118K
	201, 3018 Yonge St	Condo	2	2	20	\$812K	\$817K
	577 St Clements Ave	Detached	4	5	11	\$1,999K	\$1,920K
	1225 Avenue Rd	Other	5	3	1	\$1,079K	\$1,245K
18 May, 2016	188 Glencairn Ave	Detached	5	5	8	\$3,995K	\$3,850K
22 May, 2016	305, 2727 Yonge St	Condo	2	2	99	\$880K	\$808K
26 May, 2016	27 Strathgowan Cres	Detached	4	5	6	\$3,295K	\$3,250K
	64 Rochester Ave	Detached	5	3	2	\$2,495K	\$3,158K
27 May, 2016	35 St Hilda's Ave	Detached	3	2	3	\$1,495K	\$1,750K
	126 Strathallan Blvd	Detached	5	5	11	\$2,998K	\$2,998K
30 May, 2016	403 Lawrence Ave W	Detached	4	4	13	\$1,680K	\$1,617K

Data

Month, Day, Year of Sold Date	Address1	Property Type	Bedrooms	Washrooms	Days on the Market	List Price	Sold Price
31 May, 2016	93 Glengowan Rd	Detached	5	5	5	\$2,800K	\$3,218K
	428 Castlefield Ave	Detached	3	2	6	\$1,195K	\$1,601K
4 June, 2016	140 Mona Dr	Detached	4	5	37	\$3,495K	\$3,375K
6 June, 2016	345 Lytton Blvd	Detached	4	4	7	\$2,795K	\$2,680K
7 June, 2016	18 Weybourne Cres	Detached	4	5	8	\$2,749K	\$2,922K
	110 Alexandra Blvd	Detached	5	4	6	\$2,995K	\$3,050K
	332 Lytton Blvd	Detached	4	3	8	\$2,495K	\$2,680K
9 June, 2016	118 Dawlish Ave	Detached	5	6	48	\$5,150K	\$5,060K
13 June, 2016	79 Chudleigh Ave	Detached	3	2	10	\$1,798K	\$1,730K
	176 Dinnick Cres	Detached	4	2	7	\$2,495K	\$2,526K
16 June, 2016	174 Dinnick Cres	Detached	3	1	1	\$2,395K	\$2,395K
20 June, 2016	54 St Leonard's Ave	Detached	6	5	52	\$2,995K	\$2,900K
21 June, 2016	61 Shields Ave	Detached	4	4	7	\$1,795K	\$1,815K
23 June, 2016	78 Lytton Blvd	Detached	5	5	2	\$3,598K	\$3,950K
24 June, 2016	37 Chudleigh Ave	Detached	4	2	2	\$1,359K	\$1,780K
27 June, 2016	89 Dawlish Ave	Detached	3	4	7	\$2,795K	\$2,900K
28 June, 2016	120 Glenview Ave	Detached	4	3	6	\$1,899K	\$1,925K
1 July, 2016	216, 455 Rosewell Ave	Condo	0	1	18	\$275K	\$270K
3 July, 2016	114, 455 Rosewell Ave	Condo	2	2	9	\$525K	\$517K
4 July, 2016	405, 485 Rosewell Ave	Condo	1	1	15	\$395K	\$385K
10 July, 2016	506, 451 Rosewell Ave	Condo	2	2	5	\$549K	\$651K
14 July, 2016	1406 Mount Pleasant Rd	Detached	4	3	9	\$1,650K	\$1,650K
19 July, 2016	77 Strathallan Blvd	Detached	6	5	1	\$2,895K	\$3,000K
22 July, 2016	105 Strathallan Blvd	Detached	5	5	9	\$2,595K	\$2,595K
	202, 481 Rosewell Ave	Condo	2	2	1	\$563K	\$609K
25 July, 2016	57 Chatsworth Dr	Detached	3	2	33	\$1,698K	\$1,600K
29 July, 2016	204, 2727 Yonge St	Condo	2	2	11	\$1,250K	\$1,200K
4 August, 2016	1203, 3018 Yonge St	Condo	2	2	99	\$1,028K	\$1,028K

Data

Month, Day, Year of Sold Date	Address1	Property Type	Bedrooms	Washrooms	Days on the Market	List Price	Sold Price
6 August, 2016	132 Rosewell Ave	Detached	3	1	3	\$1,295K	\$1,620K
11 August, 2016	93 Mona Dr	Detached	4	6	9	\$4,500K	\$4,360K
16 August, 2016	186 Strathallan Blvd	Detached	5	5	7	\$2,869K	\$2,911K
25 August, 2016	65 Hillhurst Blvd	Detached	4	5	3	\$2,750K	\$2,800K
29 August, 2016	182 Blythwood Rd	Detached	3	2	5	\$1,369K	\$1,428K
	606, 455 Rosewell Ave	Condo	2	2	5	\$595K	\$670K
2 September, 2016	23 Albertus Ave	Detached	4	5	15	\$2,449K	\$2,410K
8 September, 2016	95 Castlewood Rd	Detached	3	3	2	\$1,295K	\$1,625K
13 September, 2016	33 Glengowan Rd	Detached	3	4	6	\$1,988K	\$1,835K
14 September, 2016	112 Castlewood Rd	Detached	3	4	8	\$1,699K	\$1,699K
15 September, 2016	71 Latimer Ave	Detached	3	4	1	\$1,599K	\$1,790K
	253 Blythwood Rd	Detached	3	3	3	\$1,850K	\$2,150K
16 September, 2016	89 St Leonard's Ave	Detached	6	4	4	\$2,798K	\$2,703K
22 September, 2016	21 Lawrence Cres	Detached	3	2	1	\$2,098K	\$2,120K
23 September, 2016	3 St Ives Cres	Detached	4	5	2	\$3,795K	\$3,845K
24 September, 2016	49 Weybourne Cres	Detached	4	7	3	\$5,395K	\$5,200K
	549 Briar Hill Ave	Detached	3	2	4	\$1,499K	\$1,950K
25 September, 2016	67 Weybourne Cres	Detached	4	6	11	\$5,395K	\$5,250K
26 September, 2016	75 Alexandra Blvd	Detached	4	4	8	\$2,549K	\$3,235K
	335 Briar Hill Ave	Detached	3	2	5	\$1,095K	\$1,252K
27 September, 2016	80 Chudleigh Ave	Detached	4	4	7	\$1,829K	\$1,950K
	107 Alexandra Blvd	Detached	5	5	7	\$3,388K	\$3,401K
28 September, 2016	87 Elwood Blvd	Detached	4	2	8	\$1,199K	\$1,751K
	124 Glenview Ave	Detached	4	4	80	\$1,949K	\$1,950K
30 September, 2016	38 Cheltenham Ave	Detached	4	4	9	\$3,349K	\$3,400K
	202, 451 Rosewell Ave	Condo	1	1	26	\$469K	\$435K
4 October, 2016	185 Craighurst Ave	Detached	3	2	8	\$1,395K	\$1,600K
5 October, 2016	69 Castlewood Rd	Detached	3	2	7	\$999K	\$1,353K

Data

Month, Day, Year of Sold Date	Address1	Property Type	Bedrooms	Washrooms	Days on the Market	List Price	Sold Price
6 October, 2016	335 Glencairn Ave	Detached	4	7	28	\$3,495K	\$3,267K
13 October, 2016	14 Cheltenham Ave	Detached	4	5	2	\$3,395K	\$3,600K
	99 St Leonards Ave	Detached	5	5	70	\$5,149K	\$4,970K
17 October, 2016	69 Lawrence Ave E	Other	6	3	0	\$1,799K	\$1,950K
	105 Craighurst Ave	Detached	3	2	3	\$1,999K	\$2,750K
	125 Craighurst Ave	Semi-Detached	3	2	6	\$979K	\$1,200K
18 October, 2016	516, 2727 Yonge St	Condo	2	2	8	\$899K	\$1,030K
19 October, 2016	79 Alexandra Blvd	Detached	5	6	7	\$3,279K	\$3,239K
22 October, 2016	202 Dinnick Cres	Detached	4	2	2	\$1,598K	\$1,850K
24 October, 2016	309, 2900 Yonge St	Condo	2	3	7	\$1,295K	\$1,501K
25 October, 2016	35 Castlewood Rd	Detached	3	2	6	\$1,179K	\$1,428K
26 October, 2016	42 Coldstream Ave	Detached	4	3	13	\$1,949K	\$1,949K
	350 Lytton Blvd	Detached	4	4	8	\$2,595K	\$2,700K
31 October, 2016	129 Lawrence Ave	Semi-Detached	3	2	6	\$949K	\$1,240K
	140 Albertus Ave	Detached	4	5	6	\$2,881K	\$3,100K
1 November, 2016	116 Briar Hill Ave	Detached	3	4	6	\$1,995K	\$2,550K
3 November, 2016	129 Coldstream Ave	Detached	5	0	7	\$2,550K	\$2,800K
7 November, 2016	163 Cortleigh Blvd	Detached	5	5	6	\$2,495K	\$2,581K
	605, 2727 Yonge St	Condo	1	2	70	\$995K	\$940K
8 November, 2016	215, 455 Rosewell Ave	Condo	2	2	7	\$749K	\$745K
9 November, 2016	287 Lytton Blvd	Detached	5	5	13	\$3,195K	\$3,020K
11 November, 2016	25 Glengrove Ave E	Detached	5	7	101	\$3,495K	\$3,300K
14 November, 2016	Uph 3, 3018 Yonge St	Condo	2	2	13	\$1,230K	\$1,200K
15 November, 2016	35 St Edmund's Dr	Detached	6	3	49	\$3,649K	\$3,200K
	110 Albertus Ave	Detached	4	2	6	\$1,198K	\$1,601K
16 November, 2016	551 Briar Hill Ave	Detached	3	3	9	\$1,788K	\$1,989K
17 November, 2016	577 St Clements Ave	Detached	4	5	2	\$2,495K	\$2,450K
	601, 2727 Yonge St	Condo	2	2	9	\$1,425K	\$1,415K

Data

Month, Day, Year of Sold Date	Address1	Property Type	Bedrooms	Washrooms	Days on the Market	List Price	Sold Price
22 November, 2016	209, 455 Rosewell Ave	Condo	1	1	7	\$420K	\$430K
23 November, 2016	59 St Ives Cres	Detached	4	5	9	\$3,100K	\$3,070K
1 December, 2016	160 Craighurst Ave	Semi-Detached	4	5	7	\$1,739K	\$1,811K
9 December, 2016	145 Albertus Ave	Detached	3	2	9	\$1,298K	\$1,710K
	368 Glengrove Ave W	Detached	4	5	2	\$2,595K	\$2,951K
12 December, 2016	60 Burnaby Blvd	Detached	2	3	21	\$1,450K	\$1,475K
	105, 451 Rosewell Ave	Condo	1	1	5	\$389K	\$405K
26 December, 2016	201, 455 Rosewell Ave	Condo	1	1	27	\$359K	\$356K
4 January, 2017	110, 451 Rosewell Ave	Condo	2	2	61	\$549K	\$530K
13 January, 2017	510, 485 Rosewell Ave	Condo	2	2	1	\$589K	\$607K
15 January, 2017	305, 3018 Yonge St	Condo	2	2	75	\$818K	\$785K
16 January, 2017	714, 3018 Yonge St	Condo	2	2	82	\$817K	\$807K
19 January, 2017	327 Glencairn Ave	Detached	4	5	43	\$3,500K	\$3,400K
23 January, 2017	25 Strathallan Blvd	Detached	4	8	6	\$4,399K	\$4,300K
25 January, 2017	605, 2 Alexandra Blvd	Condo	2	2	7	\$1,029K	\$1,650K
26 January, 2017	414, 455 Rosewell Ave	Condo	2	2	22	\$579K	\$565K
30 January, 2017	228 Briar Hill Ave	Detached	3	3	7	\$1,795K	\$2,010K
1 February, 2017	403, 3018 Yonge St	Condo	2	2	14	\$803K	\$803K
	818, 3018 Yonge St	Condo	2	2	27	\$890K	\$872K
2 February, 2017	87 Dawlish Ave	Detached	4	5	3	\$4,995K	\$4,995K
	516 Briar Hill Ave	Detached	5	4	6	\$1,995K	\$2,330K
5 February, 2017	150 Dawlish Ave	Detached	4	6	27	\$5,150K	\$4,960K
6 February, 2017	304, 485 Rosewell Ave	Condo	1	1	5	\$399K	\$461K
8 February, 2017	132 St Leonard's Ave	Detached	4	6	2	\$3,895K	\$4,668K
11 February, 2017	62 Chatsworth Dr	Detached	4	2	11	\$1,995K	\$2,100K
12 February, 2017	92 Glengowan Rd	Detached	5	6	103	\$5,300K	\$4,750K
13 February, 2017	114 Dinnick Cres	Detached	4	4	5	\$3,395K	\$3,500K
	189 Glenview Ave	Detached	4	1	6	\$1,529K	\$1,885K

Data

Month, Day, Year of Sold Date	Address1	Property Type	Bedrooms	Washrooms	Days on the Market	List Price	Sold Price
13 February, 2017	712, 2727 Yonge St	Condo	2	2	6	\$1,199K	\$1,235K
17 February, 2017	912, 3018 Yonge St	Condo	1	1	64	\$625K	\$600K
22 February, 2017	455 Roselawn Ave	Detached	4	4	15	\$1,749K	\$2,100K
23 February, 2017	111-113 Chatsworth Dr	Other	8	8	162	\$3,595K	\$3,450K
24 February, 2017	202, 3018 Yonge St	Condo	1	1	17	\$500K	\$652K
	301, 3018 Yonge St	Condo	2	2	31	\$828K	\$793K
	1004, 3018 Yonge St	Condo	1	1	47	\$595K	\$600K
28 February, 2017	132 Mona Dr	Detached	4	4	7	\$1,995K	\$2,452K
	154 Hillhurst Blvd	Detached	4	2	1	\$2,850K	\$2,805K
	294 Glencairn Ave	Detached	4	4	8	\$2,889K	\$3,346K
1 March, 2017	342 Lytton Blvd	Detached	4	6	14	\$4,650K	\$4,348K
2 March, 2017	7 Heather St	Detached	5	3	1	\$1,550K	\$1,855K
	35 Castle Knock Rd	Detached	3	3	0	\$2,036K	\$1,980K
4 March, 2017	173 Glengrove Ave W	Detached	4	4	4	\$2,395K	\$3,200K
	Uph06, 3018 Yonge St	Condo	2	2	22	\$1,035K	\$1,035K
6 March, 2017	24 Alexandra Blvd	Detached	5	6	6	\$3,995K	\$4,728K
7 March, 2017	34 Briar Hill Ave	Detached	5	4	7	\$2,495K	\$3,300K
	212 Dinnick Cres	Detached	4	2	6	\$1,799K	\$1,800K
14 March, 2017	202 Dinnick Cres	Detached	4	1	6	\$1,888K	\$2,520K
16 March, 2017	1101, 3018 Yonge St	Condo	1	1	9	\$579K	\$575K
21 March, 2017	33 Craighurst Ave	Detached	4	5	69	\$2,700K	\$2,480K
23 March, 2017	88 Castle Knock Rd	Detached	4	3	2	\$1,950K	\$2,330K
28 March, 2017	36 Cheritan Ave	Detached	4	4	7	\$2,195K	\$3,260K
	109, 451 Rosewell Ave	Condo	1	1	7	\$400K	\$440K
29 March, 2017	32 Heddington Ave	Detached	3	2	1	\$1,679K	\$2,070K
30 March, 2017	32 Castlewood Rd	Detached	3	4	2	\$1,595K	\$2,050K
3 April, 2017	118 Glenview Ave	Detached	5	5	7	\$2,950K	\$3,218K
	176 Craighurst Ave	Semi-Detached	3	1	7	\$1,098K	\$1,466K

Data

Month, Day, Year of Sold Date	Address1	Property Type	Bedrooms	Washrooms	Days on the Market	List Price	Sold Price
4 April, 2017	8 Ansley St	Detached	4	3	8	\$2,988K	\$3,335K
	47 Glencairn Ave	Detached	4	3	7	\$2,399K	\$3,100K
	57 Chudleigh Ave	Detached	4	4	7	\$2,295K	\$2,325K
	117 Lawrence Cres	Detached	2	3	6	\$2,195K	\$2,950K
	308, 3018 Yonge St	Condo	2	2	16	\$695K	\$688K
5 April, 2017	809, 3018 Yonge St E	Condo	1	1	13	\$649K	\$685K
	906, 3018 Yonge St	Condo	1	1	21	\$628K	\$615K
6 April, 2017	191 Strathgowan Ave	Detached	5	6	37	\$6,450K	\$6,050K
	239 Dawlish Ave	Detached	5	5	1	\$4,500K	\$5,570K
	242 Lytton Blvd	Detached	4	4	3	\$2,895K	\$3,300K
	318, 3018 Yonge St	Condo	2	2	17	\$899K	\$899K
	503, 481 Rosewell Ave	Condo	2	2	3	\$729K	\$760K
7 April, 2017	52 Shields Ave	Detached	5	3	2	\$1,495K	\$1,670K
	215 Lawrence Ave E	Detached	4	5	3	\$2,388K	\$2,500K
10 April, 2017	295 Glencairn Ave	Detached	6	4	3	\$3,459K	\$3,560K
	476 Briar Hill Ave	Detached	4	2	4	\$1,690K	\$2,150K
11 April, 2017	9 St Leonard's Cres	Detached	4	3	7	\$2,995K	\$3,700K
12 April, 2017	92 Otter Cres	Detached	4	4	6	\$2,195K	\$2,522K
	301, 451 Rosewell Ave	Condo	2	2	6	\$679K	\$781K
13 April, 2017	457 Castlefield Ave	Detached	3	2	7	\$1,595K	\$1,832K
	1347 Mount Pleasant Rd	Detached	6	5	7	\$2,495K	\$2,350K
15 April, 2017	43 Kimbark Blvd	Detached	4	6	10	\$5,880K	\$5,025K
17 April, 2017	339 Castlefield Ave	Detached	4	3	13	\$1,695K	\$1,701K
	1355 Mount Pleasant Rd	Detached	5	2	14	\$2,388K	\$2,325K
18 April, 2017	112 Albertus Ave	Detached	3	3	6	\$1,495K	\$1,818K
21 April, 2017	423 Castlefield Ave	Detached	3	2	3	\$1,695K	\$1,800K
24 April, 2017	83 Blythwood Rd	Detached	3	3	7	\$1,649K	\$1,850K
	200 Glenview Ave	Detached	4	4	5	\$2,888K	\$2,888K

Data

Month, Day, Year of Sold Date	Address1	Property Type	Bedrooms	Washrooms	Days on the Market	List Price	Sold Price
25 April, 2017	33 Lytton Blvd	Detached	6	5	7	\$2,395K	\$2,100K
	131 Dinnick Cres	Detached	3	1	7	\$2,230K	\$3,250K
	270 Cortleigh Blvd	Detached	5	6	6	\$2,895K	\$3,702K
	505, 2727 Yonge St	Condo	2	2	8	\$1,098K	\$1,275K
26 April, 2017	229 Lytton Blvd	Townhouse	3	4	8	\$3,380K	\$3,180K
	375 Glencairn Ave	Detached	4	7	7	\$3,595K	\$4,760K
27 April, 2017	601, 2 Alexandra Blvd	Condo	2	2	9	\$998K	\$990K
28 April, 2017	1330 Avenue Rd	Other	4	2	3	\$1,398K	\$1,363K
29 April, 2017	53 Albertus Ave	Semi-Detached	3	2	8	\$1,198K	\$1,275K
30 April, 2017	115 Dawlish Ave	Detached	4	7	23	\$5,998K	\$5,600K
1 May, 2017	63 Heddington Ave	Detached	3	3	6	\$1,699K	\$1,950K
	67 Hillhurst Blvd	Detached	5	5	6	\$3,488K	\$3,903K
2 May, 2017	38 Buckingham Ave	Detached	5	3	8	\$2,895K	\$3,550K
3 May, 2017	181 Coldstream Ave	Detached	5	5	44	\$5,295K	\$5,050K
4 May, 2017	104 Glengrove Ave W	Detached	4	2	7	\$2,199K	\$2,080K
	504, 451 Rosewell Ave	Condo	1	1	29	\$465K	\$460K
	1357 Mount Pleasant Rd	Detached	3	4	2	\$2,388K	\$2,550K
8 May, 2017	612, 2727 Yonge St	Condo	2	2	5	\$1,099K	\$1,173K
15 May, 2017	107 Briar Hill Ave	Detached	3	2	7	\$1,648K	\$1,650K
16 May, 2017	22 Cortleigh Blvd	Detached	5	6	8	\$3,200K	\$3,500K
	23 Glencairn Ave	Detached	5	5	5	\$2,798K	\$2,675K
17 May, 2017	440 Castlefield Ave	Detached	3	2	14	\$1,679K	\$1,570K
19 May, 2017	10 Wanless Cres	Detached	5	5	9	\$3,159K	\$3,160K
	127 Castlewood Rd	Detached	4	3	8	\$1,395K	\$1,360K
22 May, 2017	224 St Leonard's Ave	Detached	5	5	7	\$5,999K	\$5,975K
23 May, 2017	301, 481 Rosewell Ave	Condo	1	1	7	\$370K	\$377K
24 May, 2017	12 Heather St	Detached	3	2	14	\$1,549K	\$1,510K
28 May, 2017	33 Heddington Ave	Detached	3	2	12	\$1,683K	\$1,650K

Data

Month, Day, Year of Sold Date	Address1	Property Type	Bedrooms	Washrooms	Days on the Market	List Price	Sold Price
29 May, 2017	82 Hillhurst Blvd	Detached	5	4	5	\$2,895K	\$3,110K
	305, 2900 Yonge St	Condo	2	3	6	\$1,695K	\$1,600K
	370 Rosewell Ave	Detached	3	3	28	\$1,838K	\$1,618K
30 May, 2017	492 Roselawn Ave	Detached	3	3	7	\$1,395K	\$1,625K
31 May, 2017	1 Lawrence Cres	Detached	6	4	2	\$3,589K	\$3,589K
	26 Buckingham Ave	Detached	4	4	1	\$3,498K	\$3,498K
5 June, 2017	193 Strathgowan Ave	Detached	5	6	35	\$6,995K	\$6,720K
6 June, 2017	804, 2900 Yonge St	Condo	2	3	6	\$1,695K	\$1,926K
7 June, 2017	117 Lawrence Ave W	Semi-Detached	3	2	9	\$850K	\$925K
11 June, 2017	82 Kimbark Blvd	Detached	4	4	34	\$2,849K	\$2,715K
12 June, 2017	405 Castlefield Ave	Detached	4	4	6	\$1,895K	\$1,963K
13 June, 2017	131 Heddington Ave	Detached	4	2	14	\$1,949K	\$1,850K
14 June, 2017	118 Lawrence Cres	Detached	4	4	12	\$2,998K	\$2,975K
	136 Mona Dr	Detached	3	4	9	\$2,495K	\$2,805K
19 June, 2017	384 Castlefield Ave	Detached	4	4	11	\$1,899K	\$1,850K
22 June, 2017	79 Blythwood Rd	Detached	4	4	29	\$1,798K	\$1,630K
	152 Glencairn Ave	Detached	4	7	29	\$7,299K	\$6,980K
26 June, 2017	176 Craighurst Ave	Semi-Detached	3	1	13	\$1,459K	\$1,206K
27 June, 2017	115 Lytton Blvd	Detached	4	4	6	\$3,695K	\$3,690K
28 June, 2017	86 Willowbank Blvd	Detached	3	2	6	\$1,695K	\$1,688K
30 June, 2017	316, 455 Rosewell Ave	Condo	1	1	15	\$349K	\$335K
4 July, 2017	39 Hillhurst Blvd	Detached	4	3	26	\$2,799K	\$2,700K
	1227 Avenue Rd	Other	5	3	62	\$1,299K	\$1,253K
8 July, 2017	41 Castle Knock Rd	Detached	4	4	2	\$2,195K	\$2,300K
	316, 2727 Yonge St	Condo	2	2	3	\$800K	\$829K
13 July, 2017	141 Albertus Ave	Detached	4	2	16	\$1,700K	\$1,615K
24 July, 2017	412, 3018 Yonge St	Condo	1	1	19	\$650K	\$645K
26 July, 2017	19 Glencairn Ave	Detached	4	6	2	\$2,875K	\$3,100K

Data

Month, Day, Year of Sold Date	Address1	Property Type	Bedrooms	Washrooms	Days on the Market	List Price	Sold Price
26 July, 2017	516, 455 Rosewell Ave	Condo	0	1	17	\$345K	\$336K
	1376 Avenue Rd	Townhouse	3	4	15	\$1,395K	\$1,395K
31 July, 2017	22 Albertus Ave	Townhouse	3	3	7	\$999K	\$1,211K
1 August, 2017	307, 2 Alexandra Blvd	Condo	2	2	4	\$900K	\$900K
2 August, 2017	113 Coldstream Ave	Detached	5	8	62	\$8,500K	\$8,350K
18 August, 2017	147 Dinnick Cres	Detached	5	5	74	\$5,795K	\$5,690K
22 August, 2017	164 Hillhurst Blvd	Detached	4	2	7	\$1,699K	\$1,890K
	407, 451 Rosewell Ave	Condo	1	1	7	\$409K	\$450K
28 August, 2017	256 Cortleigh Blvd	Detached	4	5	1	\$3,279K	\$3,280K
	1009, 3018 Yonge St	Condo	1	1	49	\$648K	\$622K
13 September, 2017	314, 3018 Yonge St	Condo	2	2	148	\$813K	\$790K
15 September, 2017	122 Alexandra Blvd	Detached	6	4	3	\$3,185K	\$3,450K
17 September, 2017	102, 451 Rosewell Ave	Condo	1	1	4	\$448K	\$474K
18 September, 2017	28 Chudleigh Ave	Detached	4	2	5	\$1,795K	\$1,800K
19 September, 2017	207, 3018 Yonge St	Condo	2	2	7	\$996K	\$996K
21 September, 2017	107 Glenview Ave	Detached	4	3	10	\$2,489K	\$2,450K
	1111, 3018 Yonge St	Condo	1	1	4	\$550K	\$545K
24 September, 2017	203, 2727 Yonge St	Condo	2	2	12	\$1,400K	\$1,400K
25 September, 2017	92 Albertus Ave	Detached	4	4	6	\$1,699K	\$2,325K
	378 St Clements Ave	Detached	4	2	20	\$1,787K	\$1,460K
	701, 2727 Yonge St	Condo	2	2	7	\$1,825K	\$1,825K
26 September, 2017	38 Blythwood Rd	Detached	3	4	96	\$2,550K	\$2,500K
27 September, 2017	311, 3018 Yonge St	Condo	1	1	25	\$530K	\$522K
2 October, 2017	913, 3018 Yonge St	Condo	1	1	19	\$600K	\$585K
4 October, 2017	533 Briar Hill Ave	Detached	4	4	1	\$2,299K	\$2,100K
5 October, 2017	27 Cheritan Ave	Detached	3	2	3	\$1,799K	\$1,775K
	106 Albertus Ave	Detached	3	2	9	\$1,929K	\$1,800K
6 October, 2017	95 Lawrence Ave W	Semi-Detached	3	1	7	\$962K	\$900K

Data

Month, Day, Year of Sold Date	Address1	Property Type	Bedrooms	Washrooms	Days on the Market	List Price	Sold Price
7 October, 2017	88 Cortleigh Blvd	Detached	3	5	5	\$4,499K	\$4,650K
10 October, 2017	412, 455 Rosewell Ave	Condo	1	1	6	\$439K	\$451K
11 October, 2017	65 Glengowan Rd	Detached	4	3	9	\$2,100K	\$2,717K
12 October, 2017	602, 451 Rosewell Ave	Condo	2	2	9	\$849K	\$849K
16 October, 2017	95 Latimer Ave	Semi-Detached	3	2	6	\$1,149K	\$1,420K
	107, 455 Rosewell Ave	Condo	2	2	12	\$749K	\$800K
17 October, 2017	52 Briar Hill Ave	Detached	3	2	1	\$1,295K	\$1,300K
	86 Castle Knock Rd	Detached	3	4	6	\$1,599K	\$2,082K
18 October, 2017	147 St Leonard's Ave	Detached	4	6	36	\$5,988K	\$5,700K
21 October, 2017	308, 2900 Yonge St	Condo	2	3	11	\$1,999K	\$2,100K
23 October, 2017	91 Glenview Ave	Detached	7	3	20	\$2,349K	\$2,325K
26 October, 2017	406, 2 Alexandra Blvd	Condo	2	2	3	\$1,249K	\$1,350K
29 October, 2017	24 Heddington Ave	Detached	4	3	4	\$1,758K	\$1,729K
3 November, 2017	35 Glengrove Ave E	Detached	6	6	34	\$4,995K	\$4,497K
5 November, 2017	36 Castlewood Rd	Detached	3	4	18	\$1,995K	\$1,925K
8 November, 2017	135 Alexandra Blvd	Detached	4	4	2	\$3,695K	\$3,820K
12 November, 2017	415, 451 Rosewell Ave	Condo	2	2	4	\$800K	\$806K
14 November, 2017	168 Coldstream Ave	Detached	5	5	11	\$4,998K	\$4,800K
	185 Lawrence Ave W	Detached	3	3	1	\$1,250K	\$1,300K
	313 Rosewell Ave	Detached	1	2	4	\$1,388K	\$1,561K
	362 Glencairn Ave	Detached	4	5	22	\$3,448K	\$3,150K
	810, 2727 Yonge St	Condo	2	2	11	\$1,895K	\$1,860K
15 November, 2017	103 Lytton Blvd	Detached	4	4	0	\$3,645K	\$4,115K
	307, 3018 Yonge St	Condo	2	2	27	\$1,088K	\$1,070K
17 November, 2017	23 Glengowan Rd	Detached	4	7	46	\$4,595K	\$4,400K
20 November, 2017	704, 2900 Yonge St	Condo	2	3	27	\$1,595K	\$1,550K
23 November, 2017	33 Latimer Ave	Detached	3	2	8	\$1,599K	\$1,550K
	210, 481 Rosewell Ave	Condo	1	1	7	\$500K	\$495K

Data

Month, Day, Year of Sold Date	Address1	Property Type	Bedrooms	Washrooms	Days on the Market	List Price	Sold Price
23 November, 2017	1355 Mount Pleasant Rd	Detached	5	2	16	\$1,999K	\$1,925K
24 November, 2017	1 Cortleigh Cres	Detached	4	4	3	\$3,298K	\$3,600K
	248 Lytton Blvd	Detached	5	5	4	\$4,798K	\$4,450K
	406, 3018 Yonge St	Condo	1	1	37	\$629K	\$600K
	1240 Avenue Rd	Townhouse	3	4	163	\$1,998K	\$1,980K
27 November, 2017	62 Glengrove Ave W	Detached	4	4	54	\$2,695K	\$2,570K
1 December, 2017	137 Heddington Ave	Detached	4	5	42	\$2,700K	\$2,620K
4 December, 2017	119 Castlewood Rd	Detached	3	4	26	\$1,980K	\$1,895K
8 December, 2017	9 Shields Ave	Detached	2	2	17	\$1,495K	\$1,350K
	153 Rosewell Ave	Detached	3	2	37	\$1,699K	\$1,595K
11 December, 2017	316 Lytton Blvd	Detached	4	7	20	\$5,298K	\$5,100K
13 December, 2017	22 Hillhurst Blvd	Detached	3	2	2	\$2,095K	\$2,075K
24 December, 2017	1248C Avenue Rd	Condo	2	1	12	\$650K	\$635K
31 December, 2017	313, 3018 Yonge St	Condo	1	1	33	\$688K	\$661K
11 January, 2018	516, 3018 Yonge St	Condo	1	1	37	\$600K	\$580K
15 January, 2018	191 Dawlish Ave	Detached	4	4	7	\$3,195K	\$3,305K
24 January, 2018	101 Kimbark Blvd	Detached	3	3	9	\$2,000K	\$1,930K
	185 Rosewell Ave	Detached	4	3	9	\$1,749K	\$1,800K
25 January, 2018	Ph06, 2727 Yonge St	Condo	2	2	9	\$1,695K	\$1,695K
2 February, 2018	303, 3018 Yonge St	Condo	2	2	80	\$949K	\$910K
3 February, 2018	406, 481 Rosewell Ave	Condo	2	2	4	\$709K	\$725K
16 February, 2018	37 Lawrence Ave W	Detached	3	2	107	\$1,380K	\$1,200K
20 February, 2018	602, 2900 Yonge St	Condo	2	3	7	\$1,950K	\$2,200K
22 February, 2018	137 Latimer Ave	Detached	4	5	2	\$1,998K	\$2,400K
	808, 2900 Yonge St	Condo	2	3	0	\$1,995K	\$2,150K
24 February, 2018	103, 485 Rosewell Ave	Condo	1	1	2	\$497K	\$530K
27 February, 2018	158 Briar Hill Ave	Detached	3	3	7	\$1,599K	\$1,729K
3 March, 2018	367 Castlefield Ave	Detached	3	2	3	\$1,195K	\$1,375K

Data

Month, Day, Year of Sold Date	Address1	Property Type	Bedrooms	Washrooms	Days on the Market	List Price	Sold Price
10 March, 2018	604, 2 Alexandra Blvd	Condo	2	2	10	\$1,449K	\$1,375K
14 March, 2018	9 St Leonard's Cres	Detached	4	3	32	\$3,195K	\$3,000K
18 March, 2018	408, 455 Rosewell Ave	Condo	2	2	8	\$725K	\$725K
26 March, 2018	505, 455 Rosewell Ave	Condo	1	1	7	\$499K	\$485K
31 March, 2018	65 Heddington Ave	Detached	4	2	10	\$1,495K	\$1,495K