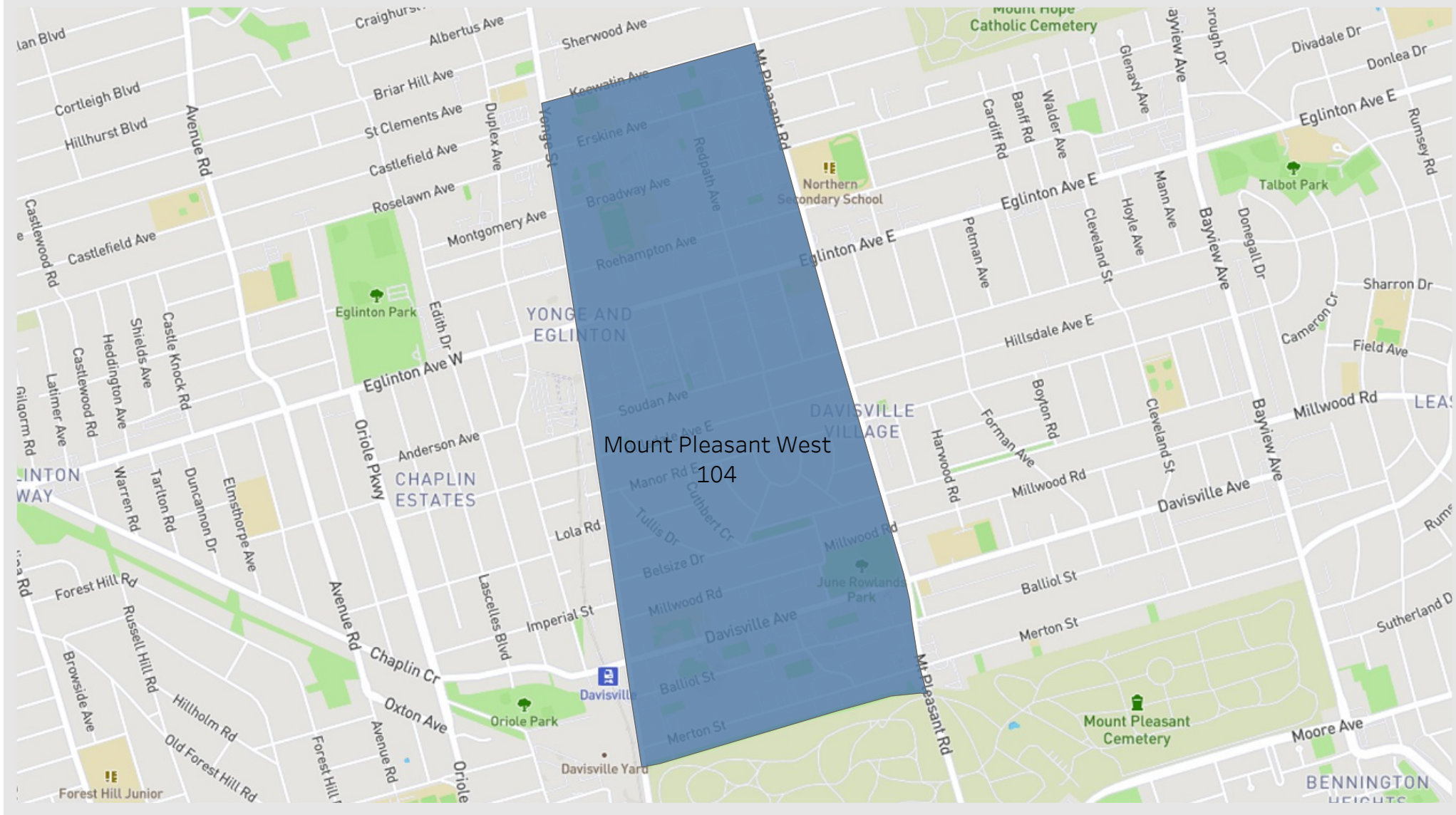
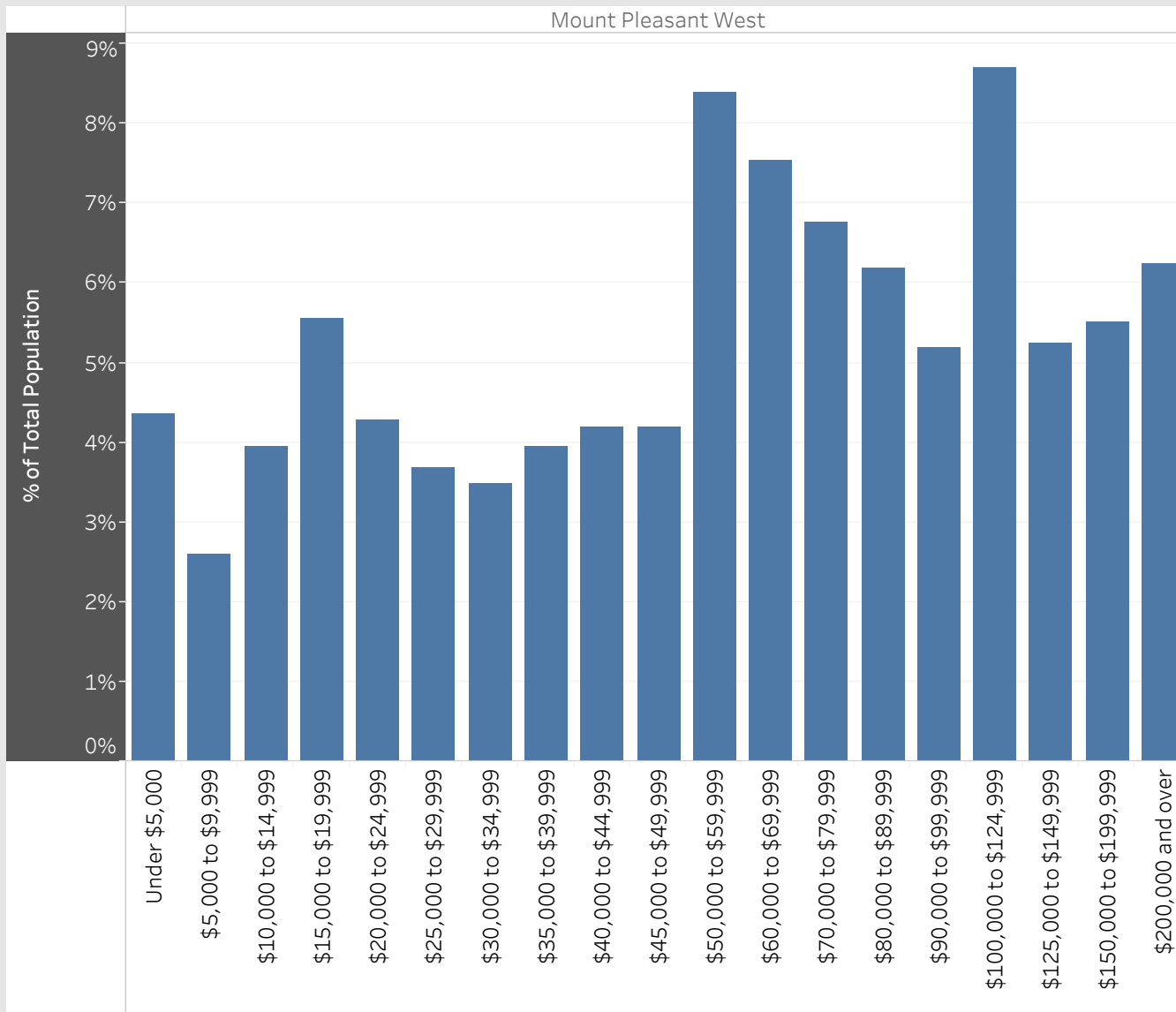


Mount Pleasant West
Neighbourhood Breakdown
July 1st, 2015 - March 31st, 2018

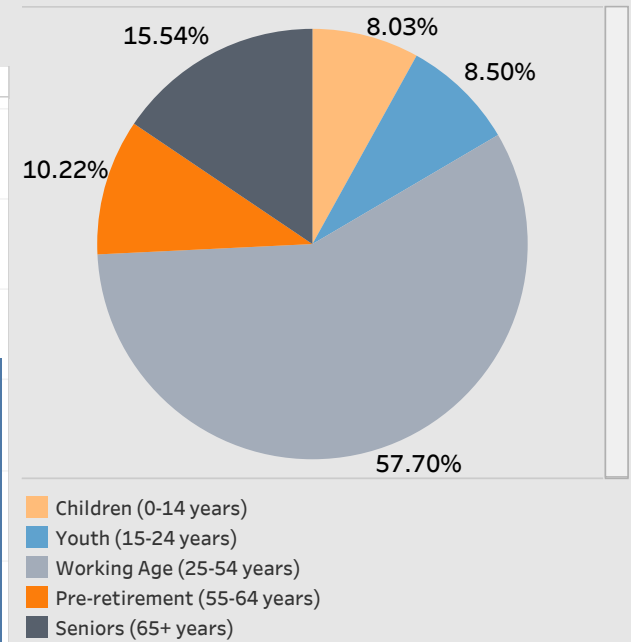


2016 StatsCan Data

Household Income in Mount Pleasant West



Age

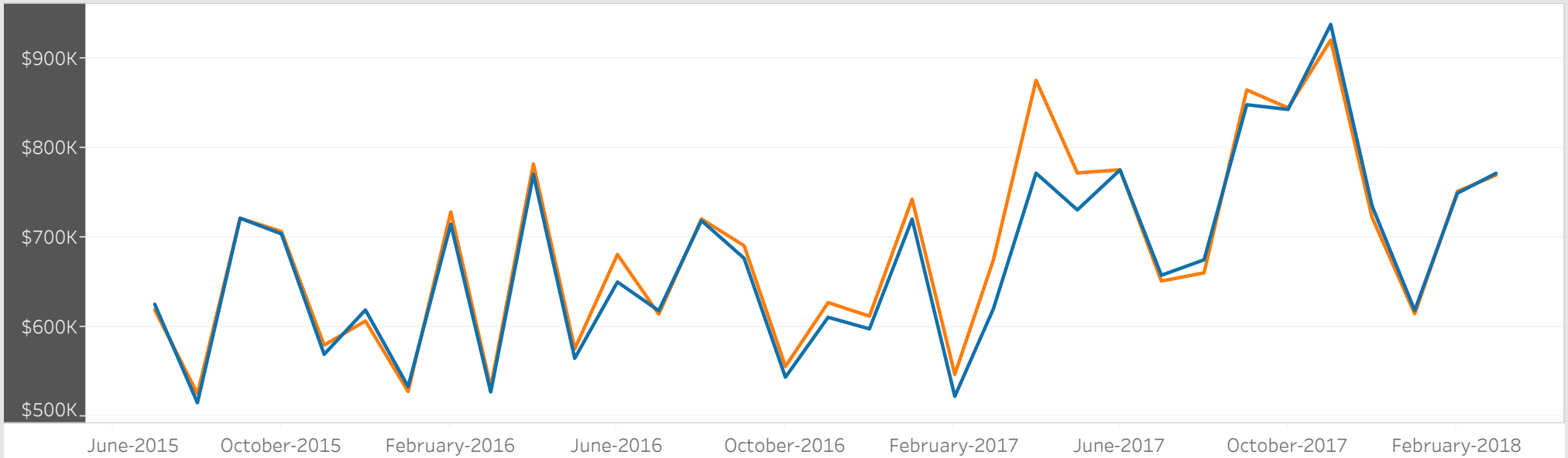


Visible Minorities

Not a visible minority	66.40%
South Asian	6.55%
Chinese	5.24%
Black	4.10%
West Asian	3.89%
Filipino	3.65%
Latin American	3.29%
Korean	2.58%
Arab	1.42%
Multiple visible minorities	0.93%
Japanese	0.83%
Visible minority; n.i.e.	0.73%
Southeast Asian	0.40%

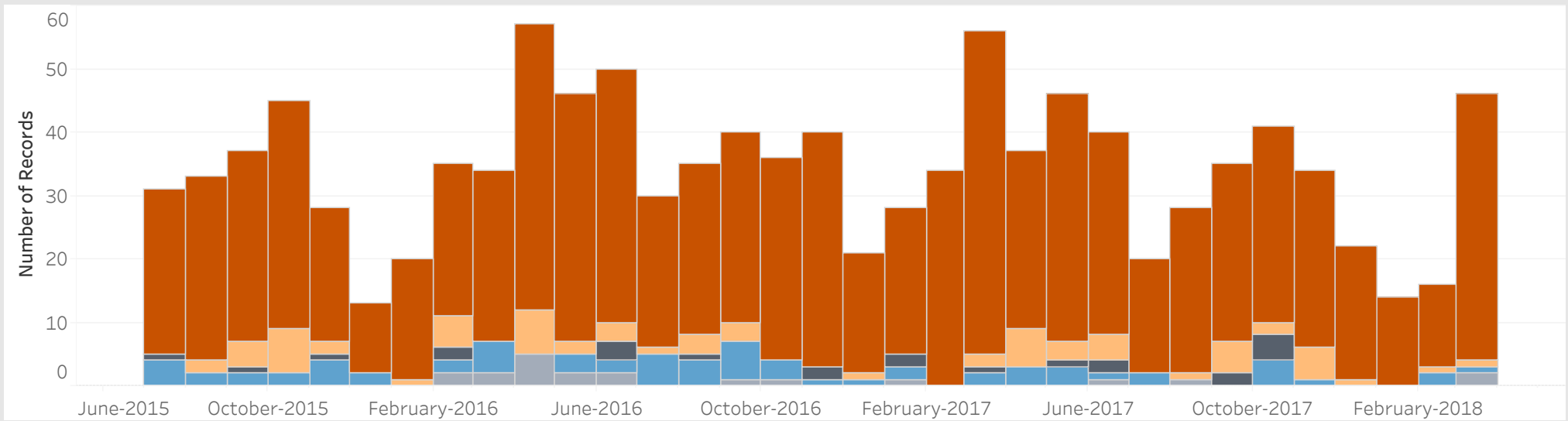
Average Sold Price vs. Average Ask Price in Mount Pleasant West

■ Avg. List Price ■ Avg. Sold Price



Properties Sold in Mount Pleasant West by Month

■ Condo ■ Detached ■ Semi-Detached ■ Townhouse ■ Other



Data

Month, Day, Year of Sold Date	Address1	Property Type	Bedrooms	Washrooms	Days on the Market	List Price	Sold Price
1 July, 2015	420, 900 Mount Pleasant Rd, Toronto	Condo	2	1	16	\$368K	\$355K
	908, 2191 Yonge St, Toronto	Condo	1	2	20	\$600K	\$583K
2 July, 2015	218, 225 Merton St, Toronto	Condo	1	1	12	\$370K	\$373K
	821, 70 Roehampton Ave, Toronto	Condo	2	2	9	\$694K	\$717K
4 July, 2015	2902, 2181 Yonge St, Toronto	Condo	2	2	24	\$629K	\$619K
7 July, 2015	303, 225 Merton St, Toronto	Condo	1	2	22	\$739K	\$748K
8 July, 2015	305, 18 Merton St, Toronto	Condo	1	3	6	\$540K	\$530K
	1513, 123 Eglinton Ave, Toronto	Condo	1	1	21	\$480K	\$470K
9 July, 2015	20, 100 Redpath Ave, Toronto	Townhouse	2	2	15	\$550K	\$548K
	622, 70 Roehampton Ave, Toronto	Condo	2	2	1	\$580K	\$580K
10 July, 2015	10, 85 Lillian St, Toronto	Townhouse	2	2	4	\$530K	\$525K
11 July, 2015	1005, 30 Holly St, Toronto	Condo	2	2	19	\$498K	\$485K
12 July, 2015	1603, 212 Eglinton Ave, Toronto	Condo	1	2	28	\$495K	\$490K
14 July, 2015	219 Soudan Ave, Toronto	Semi-Detached	3	3	28	\$1,099K	\$1,150K
	1319, 70 Roehampton Ave, Toronto	Condo	2	2	56	\$612K	\$600K
15 July, 2015	305, 188 Redpath Ave, Toronto	Condo	2	2	10	\$415K	\$400K
	2708, 2191 Yonge St, Toronto	Condo	1	2	9	\$635K	\$620K
16 July, 2015	1204, 2191 Yonge St, Toronto	Condo	1	1	21	\$420K	\$408K
	1301, 88 Broadway Ave, Toronto	Condo	1	2	48	\$489K	\$480K
19 July, 2015	1404, 30 Holly St, Toronto	Condo	2	2	4	\$600K	\$580K
21 July, 2015	17, 85 Lillian St, Toronto	Townhouse	2	2		\$560K	\$557K
	207, 111 Merton St, Toronto	Condo	2	1	1	\$399K	\$394K
	1403, 88 Broadway Ave, Toronto	Condo	1	2	2	\$599K	\$585K
	4802, 2191 Yonge St, Toronto	Condo	1	3	15	\$1,249K	\$1,180K
22 July, 2015	Th07, 101 Erskine Ave, Toronto	Condo	1	4	56	\$1,495K	\$1,523K
23 July, 2015	303, 900 Mount Pleasant Rd, Toronto	Condo	2	2	18	\$620K	\$605K
	1202, 88 Broadway Ave, Toronto	Condo	1	2	17	\$585K	\$575K
	3201, 2191 Yonge St, Toronto	Condo	1	2	15	\$468K	\$455K

Data

Month, Day, Year of Sold Date	Address1	Property Type	Bedrooms	Washrooms	Days on the Market	List Price	Sold Price
27 July, 2015	1406, 83 Redpath Ave, Toronto	Condo	1	1	53	\$430K	\$424K
30 July, 2015	22, 85 Lillian St, Toronto	Townhouse	2	2	16	\$540K	\$535K
31 July, 2015	411, 1815 Yonge St, Toronto	Condo	1	3	59	\$1,100K	\$1,100K
4 August, 2015	309, 111 Merton St, Toronto	Condo	2	1	14	\$309K	\$303K
	1610, 2191 Yonge St, Toronto	Condo	1	1	30	\$429K	\$422K
5 August, 2015	212, 245 Davisville Ave, Toronto	Condo	2	1	39	\$400K	\$400K
	Twn 1, 924 Mount Pleasant Rd, Toronto	Townhouse	3	3	10	\$1,130K	\$1,125K
6 August, 2015	2101, 2181 Yonge St, Toronto	Condo	2	1	32	\$405K	\$390K
7 August, 2015	605, 245 Davisville Ave, Toronto	Condo	2	2	37	\$569K	\$569K
	1312, 70 Roehampton Ave, Toronto	Condo	2	1	25	\$440K	\$432K
	1804, 1815 Yonge St, Toronto	Condo	2	4	102	\$1,080K	\$1,080K
10 August, 2015	111 Belsize Dr, Toronto	Detached	4	1	8	\$989K	\$1,318K
11 August, 2015	201, 900 Mount Pleasant Rd, Toronto	Condo	2	2	8	\$550K	\$550K
	301, 1901 Yonge St, Toronto	Condo	2	2	23	\$457K	\$448K
	403, 212 Eglinton Ave, Toronto	Condo	1	2	12	\$490K	\$490K
	1611, 2181 Yonge St, Toronto	Condo	2	2	22	\$575K	\$563K
12 August, 2015	607, 212 Eglinton Ave, Toronto	Condo	1	1	2	\$390K	\$396K
	1001, 43 Eglinton Ave, Toronto	Condo	1	1	27	\$250K	\$245K
	P2-178, 2191 Yonge St, Toronto	Condo	1		31	\$50K	\$45K
16 August, 2015	308, 1815 Yonge St, Toronto	Condo	1	2	28	\$499K	\$485K
18 August, 2015	3907, 2191 Yonge St, Toronto	Condo	1	2	2	\$468K	\$468K
20 August, 2015	516, 18 Merton St, Toronto	Condo	1	2	34	\$339K	\$323K
24 August, 2015	708, 123 Eglinton Ave, Toronto	Condo	1	2	43	\$600K	\$600K
	1211, 212 Eglinton Ave, Toronto	Condo	1	1	46	\$375K	\$367K
25 August, 2015	403, 83 Redpath Ave, Toronto	Condo	1	1	24	\$330K	\$299K
26 August, 2015	1, 98 Redpath Ave, Toronto	Townhouse	2	2	10	\$525K	\$520K
	3 Oswald Cres, Toronto	Detached	3	3	2	\$1,175K	\$1,411K
	1905, 83 Redpath Ave, Toronto	Condo	1	1	31	\$439K	\$430K

Data

Month, Day, Year of Sold Date	Address1	Property Type	Bedrooms	Washrooms	Days on the Market	List Price	Sold Price
26 August, 2015	2306, 1815 Yonge St, Toronto	Condo	1	1	1	\$529K	\$529K
	3107, 2191 Yonge St, Toronto	Condo	1	1	41	\$379K	\$372K
27 August, 2015	1907, 25 Broadway Ave, Toronto	Condo	2	2	18	\$739K	\$720K
28 August, 2015	314, 70 Roehampton Ave, Toronto	Condo	2	3	22	\$740K	\$733K
	1106, 18 Merton St, Toronto	Condo	1	3	17	\$599K	\$560K
	Ph 503, 111 Merton St, Toronto	Condo	2	1	34	\$355K	\$349K
31 August, 2015	206, 83 Redpath Ave, Toronto	Condo	1	1	12	\$399K	\$395K
1 September, 2015	3110, 2191 Yonge St, Toronto	Condo	1	1	21	\$455K	\$438K
	4106, 2191 Yonge St, Toronto	Condo	1	2	16	\$514K	\$488K
2 September, 2015	319, 195 Merton St, Toronto	Condo	1	2	7	\$740K	\$745K
	1106, 212 Eglinton Ave, Toronto	Condo	1	1	9	\$360K	\$372K
3 September, 2015	505, 212 Eglinton Ave, Toronto	Condo	1	1	23	\$360K	\$353K
	1804, 2181 Yonge St, Toronto	Condo	2	1	62	\$379K	\$378K
	P1802/3, 35 Merton St, Toronto	Condo	1	3	13	\$1,270K	\$1,270K
4 September, 2015	2804, 2191 Yonge St, Toronto	Condo	1	1	51	\$420K	\$404K
7 September, 2015	315, 300 Balliol St, Toronto	Condo	2	1	12	\$320K	\$315K
	1912, 2181 Yonge St, Toronto	Condo	2	1	130	\$400K	\$397K
8 September, 2015	154 Davisville Ave, Toronto	Semi-Detached	3	1	6	\$799K	\$750K
10 September, 2015	301, 111 Merton St, Toronto	Condo	2	2	7	\$698K	\$730K
	503, 253 Merton St, Toronto	Condo	2	2	15	\$535K	\$530K
	Ph5, 88 Broadway Ave, Toronto	Condo	1	2	45	\$638K	\$625K
13 September, 2015	302, 650 Mount Pleasant Rd, Toronto	Condo	2	2	26	\$500K	\$490K
14 September, 2015	134 Stibbard Ave, Toronto	Detached	5	6	6	\$1,675K	\$1,590K
	1715, 70 Roehampton Ave, Toronto	Condo	2	2	12	\$799K	\$780K
15 September, 2015	1909, 2191 Yonge St, Toronto	Condo	1	1	118	\$439K	\$430K
	3408, 2191 Yonge St, Toronto	Condo	1	2	65	\$630K	\$620K
16 September, 2015	22, 100 Redpath Ave, Toronto	Townhouse	2	2	1	\$549K	\$549K
	412, 119 Merton St, Toronto	Condo	1	2	43	\$380K	\$375K

Data

Month, Day, Year of Sold Date	Address1	Property Type	Bedrooms	Washrooms	Days on the Market	List Price	Sold Price
16 September, 2015	Ph 305, 212 Eglinton Ave, Toronto	Condo	1	2	9	\$595K	\$595K
17 September, 2015	607, 25 Broadway Ave, Toronto	Condo	2	2	10	\$699K	\$699K
18 September, 2015	266 Redpath Ave, Toronto	Townhouse	3	2	2	\$950K	\$970K
21 September, 2015	10 Wilfrid Ave, Toronto	Detached	5	3	7	\$1,299K	\$1,275K
	312, 1815 Yonge St, Toronto	Condo	1	1	35	\$470K	\$470K
23 September, 2015	902, 141 Roehampton Ave, Toronto	Condo	3	2	13	\$700K	\$705K
24 September, 2015	3011, 2181 Yonge St, Toronto	Condo	2	2	7	\$590K	\$582K
25 September, 2015	712, 70 Roehampton Ave, Toronto	Condo	2	1	3	\$410K	\$410K
26 September, 2015	2609, 2191 Yonge St, Toronto	Condo	1	1	6	\$429K	\$420K
	5401, 2191 Yonge St, Toronto	Condo	1	5	54	\$2,800K	\$2,760K
27 September, 2015	27 Belsize Dr, Toronto	Detached	4	2	7	\$1,095K	\$1,322K
	39 Cuthbert Cres, Toronto	Detached	4	3	6	\$1,350K	\$1,417K
28 September, 2015	129, 139 Merton St, Toronto	Condo	1	2	21	\$719K	\$710K
	2301, 1815 Yonge St, Toronto	Condo	1	1	18	\$579K	\$580K
30 September, 2015	301, 195 Merton St, Toronto	Condo	1	1	8	\$399K	\$397K
	405, 650 Mount Pleasant Rd, Toronto	Condo	2	2	15	\$760K	\$760K
1 October, 2015	14, 151 Merton St, Toronto	Townhouse	3	3	71	\$799K	\$855K
3 October, 2015	804, 212 Eglinton Ave, Toronto	Condo	1	2	26	\$529K	\$537K
	2104, 2181 Yonge St, Toronto	Condo	2	1	19	\$340K	\$335K
4 October, 2015	26 Cuthbert Cres, Toronto	Detached	3	4	7	\$1,449K	\$1,510K
	309, 900 Mount Pleasant Rd, Toronto	Condo	2	1	20	\$420K	\$418K
5 October, 2015	163 Belsize Dr, Toronto	Detached	4	4	6	\$1,499K	\$1,545K
	264 Hillside Ave, Toronto	Detached	3	3	8	\$1,099K	\$1,180K
	308, 18 Merton St, Toronto	Condo	1	2	5	\$365K	\$390K
6 October, 2015	77 Soudan Ave, Toronto	Detached	3	2	6	\$1,199K	\$1,250K
7 October, 2015	276 Redpath Ave, Toronto	Townhouse	3	3	16	\$1,200K	\$1,150K
8 October, 2015	609, 212 Eglinton Ave, Toronto	Condo	1	1	29	\$450K	\$445K
	1408, 2181 Yonge St, Toronto	Condo	2	2	11	\$589K	\$580K

Data

Month, Day, Year of Sold Date	Address1	Property Type	Bedrooms	Washrooms	Days on the Market	List Price	Sold Price
8 October, 2015	L12, 2191 Yonge St, Toronto	Condo	1	2	2	\$599K	\$599K
12 October, 2015	201, 253 Merton St, Toronto	Condo	2	1	35	\$350K	\$320K
	307, 245 Davisville Ave, Toronto	Condo	2	1	7	\$405K	\$441K
	837, 139 Merton St, Toronto	Condo	1	2	1	\$660K	\$660K
	1207, 1815 Yonge St, Toronto	Condo	1	1	25	\$350K	\$340K
13 October, 2015	47 Cuthbert Cres, Toronto	Detached	3	4	36	\$1,899K	\$1,840K
	304, 300 Balliol St, Toronto	Condo	2	2	15	\$475K	\$470K
	602, 2181 Yonge St, Toronto	Condo	2	2	14	\$590K	\$586K
14 October, 2015	1609, 25 Broadway Ave, Toronto	Condo	2	3	8	\$875K	\$865K
15 October, 2015	16 Cuthbert Cres, Toronto	Detached	4	2	2	\$1,295K	\$1,425K
16 October, 2015	404, 68 Merton St, Toronto	Condo	1	2	18	\$542K	\$542K
18 October, 2015	1507, 43 Eglinton Ave, Toronto	Condo	1	1	25	\$390K	\$381K
	1601, 212 Eglinton Ave, Toronto	Condo	1	2	18	\$565K	\$565K
19 October, 2015	411, 88 Broadway Ave, Toronto	Condo	1	1	152	\$448K	\$435K
	Ph14, 70 Roehampton Ave, Toronto	Condo	2	3	7	\$2,199K	\$2,100K
20 October, 2015	605, 300 Balliol St, Toronto	Condo	2	1	22	\$369K	\$365K
	1305, 1815 Yonge St, Toronto	Condo	1	1	12	\$400K	\$392K
21 October, 2015	1110, 43 Eglinton Ave, Toronto	Condo	1	1	84	\$395K	\$380K
23 October, 2015	507, 194 Merton St, Toronto	Condo	2	1	3	\$529K	\$525K
25 October, 2015	25 De Savery Cres, Toronto	Detached	3	4	13	\$1,675K	\$1,675K
	211, 88 Broadway Ave, Toronto	Condo	1	2	41	\$484K	\$473K
	2107, 25 Broadway Ave, Toronto	Condo	2	2	25	\$735K	\$718K
26 October, 2015	2213, 70 Roehampton Ave, Toronto	Condo	2	2	29	\$580K	\$621K
27 October, 2015	602, 123 Eglinton Ave, Toronto	Condo	1	1	9	\$449K	\$449K
	1801, 30 Holly St, Toronto	Condo	2	2	86	\$600K	\$570K
	Lph 7, 245 Davisville Ave, Toronto	Condo	2	1	7	\$410K	\$459K
28 October, 2015	1603, 25 Broadway Ave, Toronto	Condo	2	2	53	\$659K	\$650K
	1704, 83 Redpath Ave, Toronto	Condo	1	2	98	\$595K	\$585K

Data

Month, Day, Year of Sold Date	Address1	Property Type	Bedrooms	Washrooms	Days on the Market	List Price	Sold Price
28 October, 2015	1801, 1815 Yonge St, Toronto	Condo	1	1	20	\$580K	\$579K
29 October, 2015	703, 2191 Yonge St, Toronto	Condo	1	1	27	\$420K	\$410K
	1803, 2181 Yonge St, Toronto	Condo	2	1	52	\$415K	\$398K
30 October, 2015	1208, 212 Eglinton Ave, Toronto	Condo	1	1	10	\$360K	\$360K
	Ph10, 319 Merton St, Toronto	Condo	1	1	10	\$449K	\$435K
1 November, 2015	4506, 2191 Yonge St, Toronto	Condo	1	2	47	\$500K	\$487K
3 November, 2015	502, 245 Davisville Ave, Toronto	Condo	2	1	40	\$339K	\$340K
	1205, 83 Redpath Ave, Toronto	Condo	1	1	54	\$429K	\$420K
	1309, 83 Redpath Ave, Toronto	Condo	1	2	22	\$430K	\$426K
4 November, 2015	21, 85 Lillian St, Toronto	Townhouse	2	2	6	\$529K	\$527K
	27 Glebe Rd, Toronto	Detached	3	2	1	\$1,195K	\$1,330K
	315, 88 Broadway Ave, Toronto	Condo	1	1	64	\$471K	\$465K
7 November, 2015	1101, 68 Merton St, Toronto	Condo	1	1	39	\$369K	\$369K
8 November, 2015	19 Carey Rd, Toronto	Detached	4	3	7	\$1,295K	\$1,549K
	1603, 83 Redpath Ave, Toronto	Condo	1	1	35	\$370K	\$368K
9 November, 2015	216, 88 Broadway Ave, Toronto	Condo	1	1	13	\$368K	\$362K
	#705, 212 Eglinton Ave, Toronto	Condo	1	1	12	\$358K	\$358K
10 November, 2015	823, 119 Merton St, Toronto	Condo	1	2	8	\$530K	\$527K
12 November, 2015	417, 70 Roehampton Ave, Toronto	Condo	2	1	18	\$445K	\$440K
14 November, 2015	1003, 88 Broadway Ave, Toronto	Condo	1	2	38	\$585K	\$575K
	1705, 35 Merton St, Toronto	Condo	1	2	5	\$488K	\$488K
17 November, 2015	18, 108 Redpath St, Toronto	Townhouse	1	1	36	\$375K	\$362K
	1204, 88 Broadway Ave, Toronto	Condo	1	1	21	\$435K	\$430K
	5001, 2191 Yonge St, Toronto	Condo	1	3	75	\$850K	\$845K
18 November, 2015	507, 245 Davisville Ave, Toronto	Condo	2	1	2	\$440K	\$461K
19 November, 2015	1011, 123 Eglinton Ave, Toronto	Condo	1	2	37	\$800K	\$777K
22 November, 2015	195 Soudan Ave, Toronto	Semi-Detached	2	2	6	\$949K	\$988K
	264 Redpath Ave, Toronto	Townhouse	3	3	19	\$1,198K	\$1,175K

Data

Month, Day, Year of Sold Date	Address1	Property Type	Bedrooms	Washrooms	Days on the Market	List Price	Sold Price
22 November, 2015	511, 195 Merton St, Toronto	Condo	1	1	6	\$385K	\$385K
	841, 139 Merton St, Toronto	Condo	1	2	18	\$378K	\$375K
23 November, 2015	710, 2191 Yonge St, Toronto	Condo	1	1	56	\$425K	\$420K
	3401, 2191 Yonge St, Toronto	Condo	1	2	61	\$479K	\$465K
25 November, 2015	7, 108 Redpath Ave, Toronto	Townhouse	2	2	17	\$529K	\$518K
1 December, 2015	70 Redpath Ave, Toronto	Townhouse	3	3	33	\$1,079K	\$1,033K
3 December, 2015	301, 1815 Yonge St, Toronto	Condo	1	2	10	\$1,040K	\$1,025K
6 December, 2015	307, 83 Redpath Ave, Toronto	Condo	1	2	19	\$670K	\$664K
	403, 1815 Yonge St, Toronto	Condo	1	2	40	\$530K	\$523K
	1005, 25 Broadway Ave, Toronto	Condo	2	1	7	\$445K	\$445K
7 December, 2015	1809, 2191 Yonge St, Toronto	Condo	1	1	19	\$389K	\$376K
13 December, 2015	1110, 83 Redpath Ave, Toronto	Condo	1	2	11	\$540K	\$555K
15 December, 2015	10, 83 Lillian St, Toronto	Townhouse	2	2	43	\$535K	\$514K
	204, 123 Eglinton Ave, Toronto	Condo	1	2	26	\$888K	\$875K
16 December, 2015	708, 1815 Yonge St, Toronto	Condo	1	1	50	\$530K	\$518K
17 December, 2015	406, 194 Merton St, Toronto	Condo	2	1	36	\$438K	\$418K
23 December, 2015	1412, 2191 Yonge St, Toronto	Condo	1	1	44	\$379K	\$367K
30 December, 2015	1908, 2191 Yonge St, Toronto	Condo	1	2	58	\$585K	\$575K
2 January, 2016	512, 319 Merton St, Toronto	Condo	1	1	16	\$385K	\$368K
5 January, 2016	411, 70 Roehampton Ave, Toronto	Condo	2	1	26	\$415K	\$410K
6 January, 2016	611, 88 Broadway Ave, Toronto	Condo	1	1	85	\$420K	\$408K
7 January, 2016	L3, 2191 Yonge St, Toronto	Condo	1	1	38	\$425K	\$416K
11 January, 2016	1004, 1815 Yonge St, Toronto	Condo	1	2	106	\$521K	\$500K
14 January, 2016	222, 900 Mount Pleasant Rd, Toronto	Condo	2	2	38	\$499K	\$491K
15 January, 2016	903, 25 Broadway Ave, Toronto	Condo	2	2	39	\$659K	\$645K
16 January, 2016	304, 68 Merton St, Toronto	Condo	1	2	54	\$538K	\$538K
17 January, 2016	235 Soudan Ave, Toronto	Detached	2	2	5	\$830K	\$1,011K
18 January, 2016	717, 60 Berwick Ave, Toronto	Condo	2	1	16	\$425K	\$415K

Data

Month, Day, Year of Sold Date	Address1	Property Type	Bedrooms	Washrooms	Days on the Market	List Price	Sold Price
21 January, 2016	603, 30 Holly St	Condo	2	2	10	\$559K	\$557K
23 January, 2016	207, 83 Redpath Ave	Condo	2	2	12	\$659K	\$650K
24 January, 2016	509, 7 Broadway Ave	Condo	1	1	5	\$260K	\$275K
25 January, 2016	1103, 25 Broadway Ave	Condo	2	2	11	\$668K	\$660K
26 January, 2016	1102, 7 Broadway Ave	Condo	3	2	11	\$499K	\$473K
27 January, 2016	506, 2191 Yonge St	Condo	1	1	13	\$358K	\$345K
	3502, 2181 Yonge St	Condo	2	3	37	\$1,298K	\$1,158K
28 January, 2016	805, 195 Merton St	Condo	2	1	9	\$450K	\$445K
30 January, 2016	602, 43 Eglinton Ave E	Condo	1	1	5	\$329K	\$325K
	4004, 2191 Yonge St	Condo	1	1	12	\$469K	\$469K
1 February, 2016	1706, 30 Holly St	Condo	2	2	5	\$509K	\$505K
	4509, 2191 Yonge St	Condo	1	1	12	\$440K	\$415K
2 February, 2016	301, 2181 Yonge St	Condo	2	2	12	\$775K	\$765K
	1905, 2181 Yonge St	Condo	2	2	27	\$769K	\$745K
3 February, 2016	63 Soudan Ave	Semi-Detached	3	2	6	\$799K	\$900K
	293 Balliol St	Semi-Detached	3	2	6	\$799K	\$965K
4 February, 2016	612, 88 Broadway Ave	Condo	2	2	16	\$588K	\$586K
	701, 188 Eglinton Ave E	Condo	1	1	0	\$478K	\$465K
6 February, 2016	2408, 2191 Yonge St	Condo	2	2	31	\$619K	\$607K
8 February, 2016	343B Belsize Dr	Detached	4	4	10	\$2,249K	\$2,230K
9 February, 2016	190 Hillside Ave E	Detached	3	3	7	\$1,100K	\$1,300K
10 February, 2016	94 Manor Rd E	Detached	3	3	7	\$1,349K	\$1,525K
	1203, 1815 Yonge St	Condo	1	1	21	\$385K	\$380K
11 February, 2016	201, 148 Soudan Ave	Other	2	1	18	\$315K	\$313K
	915, 300 Balliol St	Condo	1	1	16	\$359K	\$348K
	1001, 195 Merton St	Condo	2	1	8	\$469K	\$465K
	2802, 2181 Yonge St	Condo	1	2	59	\$640K	\$620K
13 February, 2016	3903, 2191 Yonge St	Condo	1	1	12	\$470K	\$469K

Data

Month, Day, Year of Sold Date	Address1	Property Type	Bedrooms	Washrooms	Days on the Market	List Price	Sold Price
15 February, 2016	408, 68 Merton St	Condo	2	2	14	\$532K	\$532K
17 February, 2016	45 Cuthbert Cres	Detached	3	4	16	\$1,899K	\$1,849K
18 February, 2016	808, 83 Redpath Ave	Condo	1	1	36	\$399K	\$394K
	1303, 25 Broadway Ave	Condo	2	2	16	\$655K	\$650K
20 February, 2016	Th #5, 151 Merton St	Townhouse	2	4	9	\$789K	\$789K
21 February, 2016	314, 88 Broadway Ave	Condo	1	1	5	\$385K	\$378K
	403, 111 Merton St	Condo	2	2	30	\$480K	\$470K
22 February, 2016	1706, 88 Broadway Ave	Condo	2	2	35	\$625K	\$590K
24 February, 2016	22, 83 Lillian St	Townhouse	2	2	28	\$549K	\$534K
	414, 88 Broadway Ave	Condo	2	2	41	\$515K	\$514K
	603, 170 Roehampton Ave	Other	1	1	167	\$320K	\$310K
	703, 319 Merton St	Condo	3	2	21	\$740K	\$720K
26 February, 2016	515, 245 Davisville Ave	Condo	2	2	15	\$558K	\$540K
	812, 88 Broadway Ave	Condo	2	2	16	\$629K	\$618K
28 February, 2016	214 Shel Drake Blvd	Detached	3	5	4	\$1,900K	\$2,100K
29 February, 2016	202, 88 Broadway Ave	Condo	1	1	3	\$392K	\$384K
	1308, 1815 Yonge St	Condo	1	1	18	\$550K	\$528K
1 March, 2016	3601, 2191 Yonge St	Condo	1	2	12	\$510K	\$500K
	Ph02, 319 Merton St	Condo	2	2	11	\$500K	\$494K
4 March, 2016	4511, 2191 Yonge St	Condo	2	3	31	\$650K	\$640K
	Ph3, 245 Davisville Ave	Condo	1	1	4	\$397K	\$397K
5 March, 2016	17, 106 Redpath Ave	Townhouse	2	2	2	\$535K	\$571K
	27, 85 Lillian St	Townhouse	2	2	2	\$560K	\$581K
6 March, 2016	Ph 4, 319 Merton St	Condo	1	1	12	\$374K	\$367K
7 March, 2016	906, 35 Merton St	Condo	2	2	5	\$839K	\$925K
	4609, 2191 Yonge St	Condo	1	1	35	\$430K	\$415K
8 March, 2016	Ph 13, 319 Merton St	Condo	2	2	8	\$550K	\$548K
9 March, 2016	Uph04, 900 Mount Pleasant Rd	Condo	2	3	5	\$1,299K	\$1,275K

Data

Month, Day, Year of Sold Date	Address1	Property Type	Bedrooms	Washrooms	Days on the Market	List Price	Sold Price
10 March, 2016	1507, 25 Broadway Ave	Condo	2	2	3	\$759K	\$753K
11 March, 2016	1511, 83 Redpath Ave	Condo	1	1	15	\$400K	\$399K
	2004, 2191 Yonge St	Condo	1	1	3	\$439K	\$435K
12 March, 2016	198 Merton St	Other	3	2	3	\$899K	\$1,120K
13 March, 2016	1, 85 Lillian St	Townhouse	2	2	2	\$525K	\$551K
	305, 212 Eglinton Ave	Condo	2	2	6	\$530K	\$515K
14 March, 2016	292 Merton St	Townhouse	3	3	13	\$1,150K	\$1,100K
	302, 212 Eglinton Ave E	Condo	2	2	32	\$465K	\$460K
15 March, 2016	109, 2181 Yonge St	Other		0	12	\$13K	\$12K
	303, 319 Merton St	Condo	1	1	10	\$370K	\$375K
	1906, 2191 Yonge St	Condo	1	1	42	\$380K	\$375K
16 March, 2016	214, 650 Mount Pleasant Rd	Condo	2	2	2	\$640K	\$637K
17 March, 2016	1901, 25 Broadway Ave	Condo	1	1	12	\$469K	\$465K
18 March, 2016	910, 2191 Yonge St	Condo	1	1	59	\$389K	\$378K
23 March, 2016	206, 212 Eglinton Ave E	Condo	1	1	13	\$379K	\$368K
24 March, 2016	25, 89 Lillian St	Townhouse	1	1	19	\$360K	\$358K
27 March, 2016	907, 2191 Yonge St	Condo	1	1	6	\$400K	\$380K
	2102, 2191 Yonge St	Condo	2	2	18	\$650K	\$675K
28 March, 2016	203, 1901 Yonge St	Condo	3	2	26	\$579K	\$554K
29 March, 2016	438, 139 Merton St	Condo	1	2	7	\$408K	\$415K
31 March, 2016	702, 7 Broadway Ave	Condo	1	1	3	\$270K	\$275K
	1012, 70 Roehampton Ave	Condo	1	1	2	\$419K	\$418K
	2206, 2191 Yonge St	Condo	1	1	135	\$390K	\$378K
1 April, 2016	603, 7 Broadway Ave	Condo	2	1	71	\$379K	\$370K
	1110, 123 Eglinton Ave	Condo	2	3	4	\$888K	\$900K
	1916, 70 Roehampton Ave	Condo	2	2	9	\$660K	\$659K
	3703, 2181 Yonge St	Condo	3	4	29	\$1,888K	\$1,835K
3 April, 2016	705, 25 Broadway Ave	Condo	1	1	16	\$429K	\$429K

Data

Month, Day, Year of Sold Date	Address1	Property Type	Bedrooms	Washrooms	Days on the Market	List Price	Sold Price
4 April, 2016	517, 650 Mount Pleasant Rd	Condo	2	2	39	\$899K	\$895K
	1903, 2191 Yonge St	Condo	1	1	27	\$460K	\$450K
	2003, 25 Broadway Ave	Condo	2	2	19	\$699K	\$665K
5 April, 2016	204, 83 Redpath Ave	Condo	2	2	15	\$499K	\$510K
	403, 88 Broadway Ave	Condo	2	2	0	\$563K	\$560K
6 April, 2016	21 Glebe Rd E	Detached	3	3	5	\$1,529K	\$1,558K
	25 Oswald Cres	Detached	4	3	7	\$1,375K	\$1,400K
8 April, 2016	825, 119 Merton St	Condo	1	2	17	\$425K	\$427K
	1318, 70 Roehampton Ave W	Condo	1	1	1	\$469K	\$447K
9 April, 2016	17 Belsize Dr	Detached	4	5	32	\$2,795K	\$2,795K
	275 Hillside Ave E	Detached	4	5	4	\$2,095K	\$2,600K
	1202, 319 Merton St	Condo	2	2	3	\$478K	\$475K
	1511, 123 Eglinton Ave E	Condo	2	2	8	\$799K	\$789K
10 April, 2016	1505, 2181 Yonge St	Condo	2	2	47	\$759K	\$738K
11 April, 2016	70 Shelldrake Blvd	Detached	4	4	7	\$1,429K	\$1,630K
	Ph05, 319 Merton St	Condo	2	2	7	\$500K	\$570K
12 April, 2016	1101, 43 Eglinton Ave, Toronto	Condo	1	1	1	\$210K	\$222K
14 April, 2016	P-31, 1815 Yonge St	Other		0	43	\$40K	\$40K
	Th417, 1815 Yonge St	Condo	2	3	29	\$1,099K	\$1,040K
15 April, 2016	305, 35 Merton St	Condo	2	1	8	\$400K	\$387K
17 April, 2016	1906, 1815 Yonge St	Condo	1	1	10	\$536K	\$528K
	1908, 2181 Yonge St	Condo	2	2	55	\$589K	\$588K
	2004, 1815 Yonge St	Condo	1	2	58	\$560K	\$553K
	3602, 2181 Yonge St	Condo	2	3	24	\$1,095K	\$1,095K
18 April, 2016	166&168 Millwood Rd	Other	8	4	61	\$2,000K	\$1,850K
19 April, 2016	43 Eglinton Ave E	Other		0	6	\$7K	\$7K
	226, 119 Merton St	Condo	1	2	7	\$500K	\$492K
	305, 170 Roehampton Ave	Other	2	1	243	\$369K	\$350K

Data

Month, Day, Year of Sold Date	Address1	Property Type	Bedrooms	Washrooms	Days on the Market	List Price	Sold Price
19 April, 2016	809, 83 Redpath Ave	Condo	1	2	14	\$409K	\$405K
	1101, 900 Mount Pleasant Rd S	Condo	2	2	15	\$600K	\$595K
	1209, 25 Broadway Ave	Condo	2	3	11	\$890K	\$899K
	1413, 123 Eglinton Ave E	Condo	1	1	8	\$480K	\$480K
21 April, 2016	83 Shelldrake Blvd	Detached	5	4	3	\$2,395K	\$2,801K
	2003, 2181 Yonge St	Condo	1	1	21	\$449K	\$436K
	2304, 1815 Yonge St	Condo	1	2	42	\$565K	\$540K
22 April, 2016	3710, 2191 Yonge St	Condo	1	1	31	\$409K	\$405K
23 April, 2016	608, 188 Eglinton Ave E	Condo	2	1	11	\$500K	\$475K
24 April, 2016	310, 88 Broadway Ave	Condo	2	2	4	\$555K	\$555K
	707, 83 Redpath Ave	Condo	2	2	12	\$699K	\$693K
	#208, 170 Roehampton Ave	Other	2	2	53	\$489K	\$465K
25 April, 2016	1808, 88 Broadway Ave	Condo	2	2	5	\$509K	\$490K
26 April, 2016	643, 139 Merton St	Condo	1	2	12	\$525K	\$510K
	706, 2181 Yonge St	Condo	1	1	15	\$420K	\$413K
	2810, 99 Broadway Ave	Condo	2	2	21	\$492K	\$492K
27 April, 2016	204, 319 Merton St	Condo	1	1	20	\$375K	\$370K
	2509 Yonge St	Detached	4	3	5	\$3,000K	\$3,000K
	2913, 101 Erskine Ave	Condo	1	1	12	\$398K	\$385K
28 April, 2016	609, 260 Merton St	Condo	1	1	6	\$400K	\$393K
	904, 319 Merton St	Condo	2	2	1	\$499K	\$520K
29 April, 2016	1902, 2191 Yonge St	Condo	2	2	58	\$739K	\$700K
	2307, 2191 Yonge St	Condo	1	1	4	\$390K	\$393K
30 April, 2016	2801, 99 Broadway Ave	Condo	1	1	25	\$328K	\$328K
2 May, 2016	28, 98 Redpath Ave	Condo	2	2	7	\$530K	\$532K
	1408, 60 Berwick Ave	Condo	2	2	13	\$630K	\$630K
4 May, 2016	202, 141 Roehampton Ave	Condo	3	2	8	\$699K	\$902K
	1201, 2181 Yonge St	Condo	1	1	12	\$420K	\$417K

Data

Month, Day, Year of Sold Date	Address1	Property Type	Bedrooms	Washrooms	Days on the Market	List Price	Sold Price
5 May, 2016	401, 245 Davisville Ave	Condo	1	1	51	\$350K	\$350K
6 May, 2016	2, 180 Merton St	Townhouse	3	3	3	\$1,000K	\$1,250K
	405, 1815 Yonge St	Condo	2	3	39	\$720K	\$700K
	604, 2181 Yonge St	Condo	1	1	4	\$369K	\$360K
	709, 25 Broadway Ave	Condo	2	3	35	\$865K	\$858K
7 May, 2016	202, 30 Holly St	Condo	2	2	3	\$600K	\$615K
	503, 141 Roehampton Ave	Condo	2	2	63	\$669K	\$669K
8 May, 2016	1102, 88 Broadway Ave	Condo	2	2	25	\$565K	\$555K
9 May, 2016	1301, 68 Merton St	Condo	1	1	0	\$373K	\$373K
10 May, 2016	915, 319 Merton St	Condo	1	1	15	\$375K	\$375K
11 May, 2016	916, 18 Merton St	Condo	1	2	9	\$380K	\$380K
	1310, 83 Redpath Ave	Condo	2	2	92	\$549K	\$549K
	Ph 08, 300 Balliol St	Condo	2	2	1	\$450K	\$520K
12 May, 2016	208, 253 Merton St	Condo	1	1	24	\$419K	\$405K
16 May, 2016	405, 83 Redpath Ave	Condo	1	1	6	\$419K	\$415K
	3004, 2181 Yonge St	Condo	1	1	11	\$420K	\$415K
17 May, 2016	313, 88 Broadway Ave	Condo	1	2	35	\$491K	\$487K
	608, 253 Merton St	Condo	1	1	80	\$435K	\$420K
18 May, 2016	19, 85 Lillian St	Townhouse	3	2	6	\$539K	\$565K
	24 Cuthbert Cres	Detached	4	5	8	\$1,779K	\$1,770K
	4512, 2191 Yonge St	Condo	1	1	14	\$425K	\$458K
	Ph1, 188 Redpath Ave	Condo	2	2	23	\$575K	\$565K
	Th 410, 1815 Yonge St	Condo	2	2	21	\$749K	\$730K
19 May, 2016	806, 1815 Yonge St	Condo	1	1	25	\$499K	\$498K
	2181 Yonge St	Other		0	77	\$52K	\$50K
20 May, 2016	20, 83 Lillian St	Townhouse	2	2	4	\$575K	\$592K
21 May, 2016	214, 70 Roehampton Ave	Condo	2	3	11	\$795K	\$780K
	1002, 43 Eglinton Ave E	Condo	1	1	70	\$355K	\$342K

Data

Month, Day, Year of Sold Date	Address1	Property Type	Bedrooms	Washrooms	Days on the Market	List Price	Sold Price
24 May, 2016	305, 70 Erskine Ave	Condo	3	2	22	\$610K	\$581K
	707, 88 Broadway Ave	Condo	1	1	35	\$477K	\$474K
26 May, 2016	214, 319 Merton St	Condo	1	1	14	\$420K	\$430K
	310, 245 Davisville Ave	Condo	2	2	2	\$569K	\$560K
	706, 43 Eglinton Ave E	Condo	1	1	21	\$399K	\$384K
	3109, 2191 Yonge St	Condo	1	1	65	\$405K	\$395K
27 May, 2016	107, 148 Soudan Ave	Other	1	1	11	\$250K	\$220K
	1002, 319 Merton St	Condo	2	2	12	\$539K	\$540K
	1104, 319 Merton St	Condo	2	2	2	\$530K	\$530K
29 May, 2016	1008, 2191 Yonge St	Condo	2	2	4	\$620K	\$630K
	1707, 88 Broadway Ave	Condo	2	2	12	\$578K	\$578K
30 May, 2016	308, 68 Merton St	Condo	2	2	82	\$528K	\$528K
	#440, 139 Merton St	Condo	1	2	4	\$398K	\$398K
31 May, 2016	22 De Savery Cres	Detached	3	4	7	\$1,595K	\$1,700K
1 June, 2016	404, 88 Broadway Ave	Condo	1	1	15	\$359K	\$357K
	807, 2191 Yonge St	Condo	1	1	37	\$449K	\$420K
2 June, 2016	509, 2181 Yonge St	Condo	2	3	48	\$930K	\$900K
	910, 68 Merton St	Condo	2	2	24	\$644K	\$644K
3 June, 2016	88 Broadway Ave	Other		0	148	\$31K	\$31K
	209, 188 Redpath Ave	Condo	2	2	28	\$500K	\$490K
	810, 123 Eglinton Ave E	Condo	2	3	4	\$925K	\$1,000K
	Th416, 1815 Yonge St	Condo	2	3	9	\$878K	\$907K
4 June, 2016	3211, 98 Lillian St	Condo	1	1	47	\$480K	\$485K
6 June, 2016	295 Balliol St	Semi-Detached	2	3	5	\$948K	\$983K
	505, 43 Eglinton Ave E	Condo	2	2	46	\$480K	\$460K
	509, 188 Eglinton Ave E	Condo	2	1	6	\$399K	\$475K
	804, 1815 Yonge St	Condo	1	2	23	\$499K	\$490K
	908, 260 Merton St	Condo	1	1	12	\$420K	\$423K

Data

Month, Day, Year of Sold Date	Address1	Property Type	Bedrooms	Washrooms	Days on the Market	List Price	Sold Price
6 June, 2016	1602, 43 Eglinton Ave E	Condo	1	1	19	\$350K	\$349K
7 June, 2016	57 Belsize Dr	Semi-Detached	3	4	3	\$1,249K	\$1,615K
8 June, 2016	307, 88 Broadway Ave	Condo	1	1	6	\$387K	\$373K
10 June, 2016	202, 119 Merton St	Condo	1	2	22	\$468K	\$465K
	617, 119 Merton St	Condo	2	2	1	\$660K	\$750K
	1612, 2191 Yonge St	Condo	1	1	4	\$427K	\$420K
	5103, 2191 Yonge St	Condo	2	3	46	\$1,388K	\$1,310K
12 June, 2016	211, 119 Merton St	Condo	1	2	17	\$420K	\$399K
13 June, 2016	10 Thurloe Ave	Detached	4	4	6	\$1,850K	\$2,150K
14 June, 2016	106, 195 Merton St N	Condo	1	1	12	\$376K	\$367K
	116 Belsize Dr	Detached	4	2	7	\$998K	\$1,418K
	307, 650 Mount Pleasant Rd	Condo	2	2	14	\$630K	\$640K
	416, 119 Merton St	Condo	2	2	6	\$509K	\$550K
	3605, 2181 Yonge St	Condo	2	3	25	\$1,088K	\$1,050K
16 June, 2016	611, 188 Eglinton Ave E	Condo	2	2	2	\$579K	\$600K
	712, 88 Broadway Ave	Condo	2	2	8	\$639K	\$633K
17 June, 2016	314, 1815 Yonge St	Condo	1	1	1	\$440K	\$434K
	501, 2181 Yonge St	Condo	2	2	3	\$825K	\$825K
	608, 2191 Yonge St	Condo	2	2	16	\$649K	\$625K
	1001, 88 Broadway Ave	Condo	2	2	16	\$489K	\$489K
19 June, 2016	75B Redpath Ave	Townhouse	3	4	32	\$1,380K	\$1,388K
	1001, 2191 Yonge St	Condo	1	2	6	\$460K	\$454K
20 June, 2016	3401, 2181 Yonge St	Condo	2	2	14	\$745K	\$745K
21 June, 2016	401, 194 Merton St	Condo	2	2	6	\$599K	\$706K
	2104, 2191 Yonge St	Condo	1	1	8	\$445K	\$435K
22 June, 2016	48 Manor Rd E	Semi-Detached	4	2	28	\$1,275K	\$1,250K
	102 Manor Rd E	Detached	3	1	7	\$1,099K	\$1,400K
24 June, 2016	1104, 1815 Yonge St	Condo	1	2	35	\$540K	\$530K

Data

Month, Day, Year of Sold Date	Address1	Property Type	Bedrooms	Washrooms	Days on the Market	List Price	Sold Price
24 June, 2016	1108, 88 Broadway Ave	Condo	2	2	64	\$496K	\$480K
25 June, 2016	202, 188 Eglinton Ave E	Condo	1	1	12	\$379K	\$385K
	203, 148 Soudan Ave	Other	1	1	25	\$259K	\$235K
26 June, 2016	203, 1815 Yonge St	Condo	2	1	26	\$500K	\$525K
27 June, 2016	710, 300 Balliol St	Condo	1	1	6	\$420K	\$436K
28 June, 2016	28, 89 Lillian St	Townhouse	2	2	5	\$585K	\$593K
	1407, 88 Broadway Ave	Condo	2	2	6	\$584K	\$580K
30 June, 2016	104, 88 Broadway Ave	Condo	1	1	15	\$389K	\$387K
1 July, 2016	607, 260 Merton St	Condo	1	1	23	\$415K	\$400K
	915, 70 Roehampton Ave	Condo	2	2	17	\$729K	\$735K
3 July, 2016	708, 25 Broadway Ave	Condo	1	1	26	\$480K	\$459K
5 July, 2016	17, 87 Lillian St	Townhouse	2	2	14	\$575K	\$574K
6 July, 2016	1612, 70 Roehampton Ave	Condo	1	1	12	\$435K	\$440K
11 July, 2016	304 Merton St	Townhouse	3	3	11	\$1,340K	\$1,350K
	1805, 43 Eglinton Ave E	Condo	2	2	20	\$500K	\$496K
12 July, 2016	44 Servington Cres	Detached	3	2	5	\$1,750K	\$1,700K
	406, 1815 Yonge St	Condo	1	1	38	\$299K	\$365K
	2006, 2191 Yonge St	Condo	1	1	6	\$388K	\$385K
	2302, 2181 Yonge St	Condo	2	2	14	\$750K	\$740K
13 July, 2016	314, 900 Mount Pleasant Rd	Condo	2	2	15	\$509K	\$502K
14 July, 2016	206, 260 Merton St	Condo	1	1	6	\$399K	\$398K
	408, 7 Broadway Ave	Condo	1	1	22	\$269K	\$257K
	902, 83 Redpath Ave	Condo	1	1	3	\$420K	\$415K
17 July, 2016	704, 1815 Yonge St	Condo	1	2	47	\$490K	\$482K
19 July, 2016	1011, 43 Eglinton Ave E	Condo	1	1	11	\$428K	\$400K
20 July, 2016	315, 70 Roehampton Ave	Condo	2	2	13	\$889K	\$925K
	912, 212 Eglinton Ave E	Condo	1	1	8	\$370K	\$408K
22 July, 2016	1, 83 Lillian St	Townhouse	2	2	11	\$535K	\$535K

Data

Month, Day, Year of Sold Date	Address1	Property Type	Bedrooms	Washrooms	Days on the Market	List Price	Sold Price
22 July, 2016	319, 900 Mount Pleasant Rd	Condo	1	1	22	\$380K	\$375K
	3010, 2191 Yonge St	Condo	1	1	3	\$415K	\$407K
	Th 6, 89 Lillian St	Townhouse	2	2	18	\$529K	\$529K
24 July, 2016	1204, 58 Orchard View Blvd	Condo	0	1	13	\$230K	\$228K
27 July, 2016	2002, 1815 Yonge St	Condo	2	2	40	\$844K	\$830K
	Ph4, 88 Broadway Ave	Condo	2	2	9	\$1,179K	\$1,120K
28 July, 2016	309, 188 Redpath Ave	Condo	2	2	49	\$510K	\$495K
	610, 83 Redpath Ave	Condo	2	2	8	\$580K	\$575K
	902, 1815 Yonge St	Condo	2	2	86	\$570K	\$565K
29 July, 2016	298 Merton St	Townhouse	3	3	9	\$1,340K	\$1,340K
2 August, 2016	202, 195 Merton St	Condo	1	1	29	\$359K	\$353K
3 August, 2016	514, 123 Eglinton Ave	Condo	1	1	15	\$400K	\$393K
4 August, 2016	207, 245 Davisville Ave	Condo	1	1	2	\$449K	\$449K
9 August, 2016	#1, 108 Redpath Ave	Townhouse	2	2	1	\$549K	\$580K
10 August, 2016	106, 253 Merton St	Condo	1	1	14	\$375K	\$367K
	1217, 70 Roehampton Ave	Condo	1	1	2	\$460K	\$460K
	#212, 225 Merton St	Condo	1	1	2	\$360K	\$370K
11 August, 2016	19 De Savery Cres	Semi-Detached	3	3	2	\$1,288K	\$1,400K
	526, 23 Glebe Rd	Condo	1	1	28	\$345K	\$333K
12 August, 2016	5105, 2191 Yonge St	Condo	2	3	17	\$968K	\$960K
15 August, 2016	64 Keewatin Ave	Detached	4	3	7	\$2,400K	\$2,000K
16 August, 2016	1008, 68 Merton St	Condo	2	2	67	\$654K	\$674K
19 August, 2016	33 Hillside Ave E	Detached	3	1	4	\$1,199K	\$1,475K
	216, 319 Merton St	Condo	2	2	2	\$520K	\$545K
	2614, 70 Roehampton Ave	Condo	2	3	11	\$1,349K	\$1,349K
20 August, 2016	169 Belsize Dr	Detached	4	5	45	\$2,498K	\$2,468K
	714, 88 Broadway Ave	Condo	2	2	29	\$510K	\$500K
21 August, 2016	702, 1815 Yonge St	Condo	2	2	2	\$604K	\$595K

Data

Month, Day, Year of Sold Date	Address1	Property Type	Bedrooms	Washrooms	Days on the Market	List Price	Sold Price
22 August, 2016	406, 25 Broadway Ave	Condo	1	1	20	\$450K	\$454K
	Th03, 101 Erskine Ave	Townhouse	3	4	2	\$1,615K	\$1,615K
23 August, 2016	1505, 83 Redpath Ave	Condo	1	1	5	\$429K	\$456K
	2211, 2191 Yonge St	Condo	2	3	18	\$675K	\$650K
24 August, 2016	1603, 1815 Yonge St	Condo	1	1	4	\$299K	\$343K
	1708, 1815 Yonge St	Condo	2	2	26	\$850K	\$838K
	3612, 2191 Yonge St	Condo	1	1	19	\$399K	\$383K
26 August, 2016	1104, 88 Broadway Ave	Condo	1	1	17	\$445K	\$445K
	1402, 83 Redpath Ave	Condo	1	1	21	\$430K	\$423K
	Th5, 11 Broadway Ave	Townhouse	2	2	9	\$649K	\$710K
27 August, 2016	2605, 2181 Yonge St	Condo	2	2	3	\$800K	\$770K
29 August, 2016	20, 83 Lillian St	Townhouse	2	2	6	\$575K	\$625K
	714, 68 Merton St	Condo	1	2	59	\$475K	\$475K
31 August, 2016	203, 43 Eglinton Ave E	Condo	2	1	2	\$458K	\$453K
	806, 25 Broadway Ave	Condo	1	1	13	\$481K	\$475K
	1001, 35 Merton St	Condo	1	1	8	\$399K	\$395K
	1102, 68 Merton St	Condo	1	2	19	\$451K	\$450K
1 September, 2016	Ph202, 212 Eglinton Ave E	Condo	1	1	22	\$399K	\$441K
8 September, 2016	910, 60 Berwick Ave	Condo	1	1	33	\$500K	\$497K
9 September, 2016	410, 319 Merton St	Condo	2	2	3	\$999K	\$1,111K
10 September, 2016	2112, 70 Roehampton Ave	Condo	1	1	2	\$440K	\$440K
12 September, 2016	Th5, 100 Redpath Ave	Townhouse	2	2	6	\$499K	\$560K
13 September, 2016	12, 87 Lillian St	Townhouse	2	2	6	\$579K	\$614K
	849, 139 Merton St	Townhouse	1	2	13	\$379K	\$392K
	1205, 1815 Yonge St	Condo	1	1	66	\$360K	\$350K
	2209, 2181 Yonge St	Condo	2	2	49	\$600K	\$595K
14 September, 2016	1002, 83 Redpath Ave	Condo	1	1	18	\$419K	\$418K
	1205, 195 Merton St	Condo	2	1	13	\$495K	\$495K

Data

Month, Day, Year of Sold Date	Address1	Property Type	Bedrooms	Washrooms	Days on the Market	List Price	Sold Price
15 September, 2016	830, 139 Merton St	Condo	1	2	4	\$420K	\$445K
16 September, 2016	Ph8, 188 Redpath Ave	Condo	1	1	102	\$370K	\$360K
17 September, 2016	1205, 43 Eglinton Ave E	Condo	2	2	64	\$500K	\$488K
18 September, 2016	607, 83 Redpath Ave	Condo	2	2	5	\$699K	\$690K
19 September, 2016	1510, 212 Eglinton Ave E	Condo	1	1	7	\$370K	\$400K
20 September, 2016	25 Tullis Dr	Detached	4	2	6	\$1,495K	\$1,500K
	303, 188 Redpath Ave	Condo	2	2	0	\$669K	\$665K
	1308, 83 Redpath Ave	Condo	1	1	14	\$419K	\$418K
22 September, 2016	21, 106 Redpath Ave	Townhouse	2	2	8	\$589K	\$604K
	46 Acacia Rd	Other	4	3	8	\$1,595K	\$1,625K
23 September, 2016	149 Hillside Ave E	Detached	3	2	1	\$1,460K	\$1,418K
	508, 195 Merton St	Condo	1	1	11	\$379K	\$378K
	L15, 2191 Yonge St	Condo	1	1	11	\$559K	\$545K
26 September, 2016	117 Manor Rd E	Detached	3	2	6	\$1,495K	\$1,685K
	317, 319 Merton St	Condo	2	2	7	\$540K	\$559K
	Gph2, 101 Erskine Ave	Condo	2	3	37	\$1,355K	\$1,379K
27 September, 2016	95 Erskine Ave	Townhouse	3	3	33	\$1,195K	\$1,140K
	108, 225 Merton St	Condo	1	1	15	\$389K	\$382K
	115, 225 Merton St	Condo	2	1	12	\$459K	\$450K
	207, 188 Redpath Ave	Condo	1	2	7	\$385K	\$382K
28 September, 2016	107, 225 Merton St	Condo	1	1	21	\$425K	\$420K
	603, 245 Davisville Ave	Condo	1	1	5	\$369K	\$385K
	606, 83 Redpath Ave	Condo	1	1	20	\$429K	\$455K
29 September, 2016	17, 100 Redpath Ave	Townhouse	2	2	7	\$529K	\$585K
	507, 7 Broadway Ave	Condo	1	1	10	\$299K	\$302K
	5303, 2191 Yonge St	Condo	3	3	3	\$2,190K	\$2,200K
30 September, 2016	1809, 83 Redpath Ave	Condo	1	2	20	\$485K	\$470K
	4408, 2191 Yonge St	Condo	2	2	14	\$688K	\$695K

Data

Month, Day, Year of Sold Date	Address1	Property Type	Bedrooms	Washrooms	Days on the Market	List Price	Sold Price
30 September, 2016	Ph9, 188 Redpath Ave	Condo	2	2	4	\$650K	\$700K
1 October, 2016	1106, 319 Merton St	Condo	1	1	2	\$439K	\$442K
3 October, 2016	205, 148 Soudan Ave	Other	1	1	11	\$325K	\$305K
4 October, 2016	2103, 1815 Yonge St	Condo	1	1	4	\$325K	\$355K
5 October, 2016	#310, 18 Merton St	Condo	1	2	6	\$390K	\$390K
6 October, 2016	212, 7 Broadway Ave	Condo	1	1	1	\$274K	\$269K
7 October, 2016	1402, 2181 Yonge St	Condo	2	2	2	\$740K	\$720K
8 October, 2016	215, 1 Belsize Dr	Condo	2	2	3	\$506K	\$506K
	1601, 1815 Yonge St	Condo	1	1	7	\$500K	\$485K
11 October, 2016	805, 1 Belsize Dr	Condo	2	2	7	\$672K	\$672K
	2507, 1815 Yonge St	Condo	1	1	62	\$449K	\$436K
13 October, 2016	10, 151 Merton St	Townhouse	3	3	2	\$899K	\$1,003K
	307, 319 Merton St	Condo	1	1	0	\$440K	\$461K
14 October, 2016	411, 300 Balliol St	Condo	1	1	3	\$420K	\$442K
	610, 119 Merton St	Condo	1	2	3	\$475K	\$470K
16 October, 2016	701, 195 Merton St	Condo	2	1	3	\$489K	\$530K
17 October, 2016	307, 7 Broadway Ave	Condo	1	1	3	\$358K	\$360K
	909, 18 Merton St	Condo	2	3	0	\$659K	\$700K
18 October, 2016	206, 83 Redpath Ave	Condo	1	1	7	\$430K	\$435K
	310, 111 Merton St	Condo	0	1	7	\$258K	\$256K
	402, 2181 Yonge St	Condo	2	2	4	\$749K	\$776K
	1216, 70 Roehampton Ave	Condo	2	2	5	\$698K	\$672K
19 October, 2016	304, 194 Merton St	Condo	1	1	1	\$400K	\$421K
	1204, 30 Holly St	Condo	2	2	23	\$585K	\$570K
20 October, 2016	102, 111 Merton St	Condo	2	2	2	\$535K	\$555K
	1207, 68 Merton St	Condo	2	2	23	\$729K	\$749K
21 October, 2016	503, 2181 Yonge St	Condo	1	2	3	\$695K	\$688K
	1207, 83 Redpath Ave	Condo	2	2	15	\$700K	\$700K

Data

Month, Day, Year of Sold Date	Address1	Property Type	Bedrooms	Washrooms	Days on the Market	List Price	Sold Price
21 October, 2016	1604, 88 Broadway Ave	Condo	1	1	37	\$469K	\$455K
22 October, 2016	304, 319 Merton St	Condo	1	1	11	\$370K	\$365K
24 October, 2016	29 Keewatin Ave	Townhouse	3	3	6	\$1,195K	\$1,361K
26 October, 2016	1206, 25 Broadway Ave	Condo	1	1	14	\$469K	\$480K
27 October, 2016	1710, 25 Broadway Ave	Condo	1	1	11	\$480K	\$492K
29 October, 2016	403, 68 Merton St	Condo	1	1	156	\$346K	\$346K
	4311, 2191 Yonge St	Condo	2	3	2	\$700K	\$700K
30 October, 2016	Ph06, 1 Belsize Dr	Condo	2	3	26	\$905K	\$905K
	Th 6, 85 Lillian St	Townhouse	2	2	3	\$505K	\$539K
1 November, 2016	802, 35 Merton St	Condo	2	2	35	\$598K	\$565K
	1006, 119 Merton St	Condo	1	2	0	\$479K	\$505K
2 November, 2016	404, 25 Broadway Ave	Condo	2	2	7	\$608K	\$607K
3 November, 2016	216, 70 Roehampton Ave	Condo	2	2	2	\$685K	\$680K
6 November, 2016	611, 83 Redpath Ave	Condo	1	1	17	\$388K	\$383K
7 November, 2016	70 Keewatin Ave	Semi-Detached	3	4	5	\$1,569K	\$1,801K
	105 Soudan Ave	Semi-Detached	3	2	6	\$949K	\$1,200K
	312, 101 Erskine Ave	Condo	1	2	9	\$475K	\$523K
	809, 88 Broadway Ave	Condo	2	2	13	\$620K	\$638K
	Lph5, 88 Broadway Ave	Condo	2	2	4	\$700K	\$675K
9 November, 2016	202, 68 Merton St	Condo	1	2	32	\$400K	\$375K
	602, 245 Davisville Ave	Condo	1	1	2	\$365K	\$365K
10 November, 2016	408, 119 Merton St	Condo	1	2	7	\$435K	\$458K
	2506, 1815 Yonge St	Condo	1	1	27	\$600K	\$580K
	Th415, 1815 Yonge St	Condo	2	3	20	\$895K	\$895K
12 November, 2016	70 Brownlow Ave	Townhouse	3	3	3	\$1,150K	\$1,250K
	426, 1 Belsize Dr	Condo	2	2	25	\$672K	\$672K
14 November, 2016	318, 1 Belsize Dr	Condo	1	1	20	\$351K	\$351K
	403, 1901 Yonge St	Condo	3	2	6	\$530K	\$585K

Data

Month, Day, Year of Sold Date	Address1	Property Type	Bedrooms	Washrooms	Days on the Market	List Price	Sold Price
15 November, 2016	701, 88 Broadway Ave	Condo	1	1	30	\$439K	\$435K
	1810, 2191 Yonge St	Condo	1	1	7	\$460K	\$460K
16 November, 2016	218, 1 Belsize Dr	Condo	1	1	43	\$356K	\$356K
	408, 245 Davisville Ave	Condo	1	1	8	\$440K	\$492K
	622, 900 Mount Pleasant Rd	Condo	1	2	36	\$610K	\$605K
17 November, 2016	507, 2181 Yonge St	Condo	2	3	36	\$1,050K	\$985K
18 November, 2016	1404, 1815 Yonge St	Condo	1	2	11	\$585K	\$587K
19 November, 2016	1406, 2181 Yonge St	Condo	1	1	42	\$449K	\$440K
21 November, 2016	317, 245 Davisville Ave	Condo	2	1	6	\$498K	\$530K
22 November, 2016	427, 1 Belsize Dr	Condo	0	1	49	\$236K	\$236K
	2103, 83 Redpath Ave	Condo	2	2	32	\$1,080K	\$1,030K
	2505, 2191 Yonge St	Condo	2	2	1	\$669K	\$688K
23 November, 2016	915, 18 Merton St	Condo	1	2	7	\$398K	\$416K
24 November, 2016	603, 141 Roehampton Ave	Condo	2	2	24	\$749K	\$728K
	1514, 123 Eglinton Ave E	Condo	1	1	3	\$459K	\$472K
25 November, 2016	2701, 2181 Yonge St	Condo	1	1	30	\$459K	\$459K
26 November, 2016	1214, 70 Roehampton Ave	Condo	2	2	4	\$776K	\$776K
	1302, 88 Broadway Ave	Condo	2	2	1	\$618K	\$641K
29 November, 2016	101, 900 Mount Pleasant Rd	Condo	2	2	32	\$575K	\$570K
	304, 18 Merton St	Condo	2	2	10	\$430K	\$456K
30 November, 2016	602, 650 Mount Pleasant Rd	Condo	2	2	15	\$630K	\$620K
1 December, 2016	3604, 2191 Yonge St	Condo	1	1	2	\$525K	\$525K
6 December, 2016	9, 89 Lillian St	Townhouse	2	2	8	\$575K	\$590K
7 December, 2016	1003, 7 Broadway Ave	Condo	2	2	40	\$599K	\$540K
8 December, 2016	5 Carey Rd	Detached	4	3	7	\$1,099K	\$1,477K
	1502, 88 Broadway Ave	Condo	2	2	2	\$635K	\$643K
	4804, 2191 Yonge St	Condo	2	3	21	\$829K	\$805K
10 December, 2016	Th 409, 1815 Yonge St	Condo	2	2	2	\$720K	\$715K

Data

Month, Day, Year of Sold Date	Address1	Property Type	Bedrooms	Washrooms	Days on the Market	List Price	Sold Price
12 December, 2016	201, 1901 Yonge St N	Condo	2	2	62	\$529K	\$505K
	250, 139 Merton St	Condo	1	2	5	\$439K	\$473K
13 December, 2016	606, 88 Broadway Ave	Condo	2	2	5	\$578K	\$584K
	4603, 2191 Yonge St	Condo	1	1	5	\$540K	\$551K
19 December, 2016	205, 194 Merton St	Condo	1	1	21	\$420K	\$413K
	3507, 2191 Yonge St	Condo	1	1	4	\$469K	\$475K
21 December, 2016	911, 83 Redpath Ave	Condo	1	1	5	\$415K	\$410K
22 December, 2016	1305, 60 Berwick Ave	Condo	2	2	36	\$630K	\$607K
23 December, 2016	2111, 2181 Yonge St	Condo	2	2	3	\$660K	\$678K
26 December, 2016	805, 1815 Yonge St	Condo	1	1	35	\$350K	\$347K
27 December, 2016	805, 68 Merton St	Condo	2	2	91	\$612K	\$600K
	1203, 68 Merton St	Condo	2	2	69	\$650K	\$650K
	2109, 2181 Yonge St	Condo	2	2	4	\$698K	\$690K
29 December, 2016	1002, 1815 Yonge St	Condo	2	2	84	\$584K	\$575K
9 January, 2017	703, 68 Merton St	Condo	1	1	6	\$360K	\$359K
10 January, 2017	907, 1815 Yonge St	Condo	1	1	50	\$385K	\$392K
11 January, 2017	207, 111 Merton St	Condo	2	1	2	\$449K	\$463K
	404, 1815 Yonge St	Condo	2	1	1	\$519K	\$519K
13 January, 2017	1C Walder Ave E	Semi-Detached	3	3	3	\$1,785K	\$1,785K
14 January, 2017	809, 2191 Yonge St	Condo	1	1	11	\$435K	\$432K
	917, 70 Roehampton Ave	Condo	1	1	3	\$530K	\$512K
17 January, 2017	189-191 Millwood Rd	Other	8	4	1	\$2,095K	\$2,095K
	1102, 18 Merton St	Condo	2	3	63	\$710K	\$685K
	1307, 83 Redpath Ave	Condo	2	2	6	\$749K	\$800K
	1707, 25 Broadway Ave	Condo	2	2	6	\$794K	\$775K
18 January, 2017	309, 43 Eglinton Ave E	Condo	2	1	1	\$466K	\$460K
19 January, 2017	505, 68 Merton St	Condo	1	2	237	\$450K	\$450K
	843, 139 Merton St	Condo	2	2	10	\$649K	\$645K

Data

Month, Day, Year of Sold Date	Address1	Property Type	Bedrooms	Washrooms	Days on the Market	List Price	Sold Price
20 January, 2017	406, 68 Merton St	Condo	1	1	37	\$385K	\$385K
	1201, 89 Dunfield Ave	Condo	1	1	7	\$480K	\$478K
22 January, 2017	1603, 2181 Yonge St	Condo	1	1	3	\$432K	\$488K
24 January, 2017	308, 98 Lillian St	Condo	2	2	14	\$620K	\$595K
25 January, 2017	54 Brownlow Ave	Townhouse	3	3	7	\$1,299K	\$1,350K
26 January, 2017	708, 2191 Yonge St	Condo	2	2	55	\$660K	\$635K
	1604, 83 Redpath Ave	Condo	2	2	9	\$699K	\$675K
	Unit 1, 180 Merton St	Townhouse	3	3	1	\$1,149K	\$1,458K
27 January, 2017	605, 188 Eglinton Ave E	Condo	2	2	73	\$635K	\$626K
28 January, 2017	501, 89 Dunfield Ave	Condo	2	2	3	\$546K	\$540K
29 January, 2017	907, 195 Merton St	Condo	2	2	0	\$849K	\$900K
30 January, 2017	910, 260 Merton St	Condo	2	2	0	\$540K	\$630K
	2707, 2191 Yonge St	Condo	1	1	6	\$409K	\$474K
31 January, 2017	27 Le May Rd	Semi-Detached	3	2	11	\$1,100K	\$1,200K
1 February, 2017	306, 101 Erskine Ave	Condo	1	1	20	\$378K	\$378K
3 February, 2017	526, 900 Mount Pleasant Rd	Condo	2	2	11	\$620K	\$651K
	615, 68 Merton St	Condo	1	2	52	\$449K	\$455K
	619, 30 Roehampton Ave	Condo	2	2	14	\$698K	\$698K
	1711, 2181 Yonge St	Condo	2	2	9	\$685K	\$674K
6 February, 2017	4602, 2191 Yonge St	Condo	2	2	4	\$879K	\$945K
7 February, 2017	404, 245 Davisville Ave	Condo	1	1	1	\$385K	\$415K
	502, 225 Merton St	Condo	1	1	7	\$415K	\$442K
8 February, 2017	417, 68 Merton St	Condo	1	1	21	\$379K	\$375K
	708, 212 Eglinton Ave E	Condo	1	1	8	\$389K	\$459K
	1905, 212 Eglinton Ave E	Condo	1	1	1	\$450K	\$500K
	2105, 1815 Yonge St	Condo	1	1	0	\$388K	\$405K
9 February, 2017	708, 68 Merton St	Condo	1	1	6	\$399K	\$399K
10 February, 2017	2203, 1815 Yonge St	Condo	1	1	9	\$369K	\$369K

Data

Month, Day, Year of Sold Date	Address1	Property Type	Bedrooms	Washrooms	Days on the Market	List Price	Sold Price
10 February, 2017	2612, 2191 Yonge St	Condo	1	1	8	\$479K	\$470K
14 February, 2017	1706, 89 Dunfield Ave	Condo	1	1	12	\$435K	\$460K
	2901, 2191 Yonge St	Condo	1	2	4	\$575K	\$588K
15 February, 2017	Uph2, 245 Davisville Ave	Condo	1	1	8	\$390K	\$455K
16 February, 2017	224, 101 Erskine Ave	Condo	1	2	37	\$526K	\$526K
	1110, 18 Merton St	Condo	1	2	22	\$420K	\$421K
19 February, 2017	808, 195 Merton St	Condo	1	1	4	\$395K	\$455K
20 February, 2017	806, 88 Broadway Ave	Condo	2	2	12	\$690K	\$702K
	1114, 98 Lillian St	Condo	1	1	43	\$535K	\$510K
21 February, 2017	426, 900 Mount Pleasant Rd	Condo	1	2	8	\$499K	\$565K
	606, 319 Merton St	Condo	1	1	5	\$450K	\$516K
23 February, 2017	1505, 30 Roehampton Ave	Condo	2	2	15	\$575K	\$565K
25 February, 2017	903, 2181 Yonge St	Condo	1	1	3	\$450K	\$450K
	Th 12, 30 Roehampton Ave	Condo	1	2	3	\$699K	\$699K
26 February, 2017	411, 188 Eglinton Ave E	Condo	2	2	25	\$650K	\$675K
	1504, 2181 Yonge St	Condo	1	1	2	\$460K	\$482K
	4002, 2191 Yonge St	Condo	2	2	2	\$850K	\$980K
27 February, 2017	210, 253 Merton St	Condo	1	1	6	\$443K	\$502K
	602, 900 Mount Pleasant Rd	Condo	2	3	12	\$968K	\$1,001K
28 February, 2017	806, 68 Merton St	Condo	1	1	1	\$390K	\$409K
1 March, 2017	210 Merton St	Detached	3	3	7	\$1,385K	\$1,450K
	1504, 212 Eglinton Ave E	Condo	2	2	5	\$648K	\$695K
2 March, 2017	1601, 30 Roehampton Ave	Condo	1	1	13	\$528K	\$528K
	2314, 98 Lillian St	Condo	1	1	12	\$468K	\$466K
3 March, 2017	518, 225 Merton St	Condo	1	1	2	\$415K	\$458K
	1212, 70 Roehampton Ave	Condo	1	1	2	\$540K	\$563K
4 March, 2017	416, 98 Lillian St	Condo	1	1	2	\$459K	\$482K
5 March, 2017	2610, 30 Roehampton Ave	Condo	2	2	12	\$759K	\$768K

Data

Month, Day, Year of Sold Date	Address1	Property Type	Bedrooms	Washrooms	Days on the Market	List Price	Sold Price
6 March, 2017	504, 111 Merton St	Condo	1	1	28	\$415K	\$408K
7 March, 2017	711, 88 Broadway Ave	Condo	1	1	0	\$439K	\$510K
	Uph14, 245 Davisville Ave	Condo	2	2	7	\$500K	\$711K
8 March, 2017	140 Davisville Ave	Semi-Detached	3	3	9	\$1,099K	\$1,418K
	1911, 83 Redpath Ave	Condo	1	1	15	\$428K	\$435K
9 March, 2017	212 Eglinton Ave E	Condo	1	1	2	\$425K	\$508K
	510, 18 Merton St	Condo	1	2	0	\$400K	\$440K
	701, 245 Davisville Ave	Condo	1	1	1	\$399K	\$435K
	3008, 2191 Yonge St	Condo	2	2	13	\$850K	\$875K
	3406, 30 Roehampton Ave	Condo	2	2	35	\$729K	\$717K
10 March, 2017	305, 260 Merton St	Condo	1	1	8	\$450K	\$490K
11 March, 2017	300 Merton St	Townhouse	3	3	22	\$1,500K	\$1,450K
12 March, 2017	212, 188 Eglinton Ave E	Condo	1	1	4	\$400K	\$430K
13 March, 2017	1802, 83 Redpath Ave	Condo	1	1	5	\$458K	\$550K
14 March, 2017	502, 2181 Yonge St	Condo	2	2	7	\$788K	\$865K
15 March, 2017	305, 101 Erskine Ave	Condo	2	2	63	\$533K	\$533K
	411, 111 Merton St	Condo	1	1	14	\$439K	\$428K
	703, 1901 Yonge St	Condo	2	2	6	\$649K	\$767K
	806, 2181 Yonge St	Condo	1	1	6	\$460K	\$510K
	1211, 2181 Yonge St	Condo	2	2	4	\$685K	\$702K
16 March, 2017	406, 30 Roehampton Ave	Condo	1	1	34	\$435K	\$425K
	703, 900 Mount Pleasant Rd	Condo	2	2	7	\$619K	\$775K
	2215, 70 Roehampton Ave	Condo	2	2	1	\$899K	\$1,110K
	2619, 98 Lillian St	Condo	1	1	12	\$425K	\$425K
17 March, 2017	1404, 212 Eglinton Ave E	Condo	2	2	8	\$788K	\$800K
	1504, 123 Eglinton Ave E	Condo	2	2	4	\$849K	\$920K
	2801, 2191 Yonge St	Condo	1	2	2	\$585K	\$630K
	2915, 98 Lillian St	Condo	1	1	3	\$580K	\$570K

Data

Month, Day, Year of Sold Date	Address1	Property Type	Bedrooms	Washrooms	Days on the Market	List Price	Sold Price
19 March, 2017	705, 25 Broadway Ave	Condo	1	1	6	\$519K	\$525K
20 March, 2017	23, 100 Redpath Ave	Townhouse	2	2	7	\$578K	\$750K
	814, 300 Balliol St	Condo	2	2	4	\$525K	\$631K
	2902, 89 Dunfield Ave	Condo	1	1	13	\$560K	\$568K
21 March, 2017	405, 89 Dunfield Ave N	Condo	2	2	0	\$648K	\$640K
	1404, 88 Broadway Ave	Condo	1	1	2	\$475K	\$559K
	2005, 30 Roehampton Ave	Condo	2	2	39	\$649K	\$630K
22 March, 2017	503, 89 Dunfield Ave	Condo	1	1	12	\$545K	\$545K
	713, 18 Merton St	Condo	1	2	0	\$399K	\$525K
	3312, 2191 Yonge St	Condo	1	1	5	\$480K	\$507K
23 March, 2017	45 Acacia Rd	Detached	4	3	9	\$1,688K	\$2,030K
24 March, 2017	2305, 30 Roehampton Ave	Condo	2	2	9	\$578K	\$578K
25 March, 2017	1008, 35 Merton St	Condo	1	1	2	\$399K	\$471K
27 March, 2017	310, 188 Eglinton Ave E	Condo	1	1	6	\$399K	\$461K
28 March, 2017	703, 2191 Yonge St	Condo	1	1	8	\$518K	\$512K
	3605, 89 Dunfield Ave	Condo	1	1	54	\$548K	\$540K
30 March, 2017	1905, 2191 Yonge St	Condo	2	2	8	\$798K	\$886K
	1909, 2181 Yonge St	Condo	2	2	10	\$700K	\$690K
31 March, 2017	512, 300 Balliol St	Condo	2	2	3	\$649K	\$751K
	1919, 70 Roehampton Ave	Condo	2	2	7	\$650K	\$752K
1 April, 2017	313, 1815 Yonge St	Condo	1	1	2	\$552K	\$540K
4 April, 2017	92 Manor Rd E	Detached	3	1	6	\$1,495K	\$2,002K
	312, 88 Broadway Ave	Condo	1	2	6	\$499K	\$641K
5 April, 2017	296A Millwood Rd	Detached	4	4	0	\$2,299K	\$2,280K
6 April, 2017	406, 212 Eglinton Ave E	Condo	1	1	8	\$450K	\$460K
	1002, 25 Broadway Ave	Condo	2	2	1	\$799K	\$1,060K
7 April, 2017	603, 35 Merton St	Condo	2	1	7	\$499K	\$527K
	712, 245 Davisville Ave	Condo	1	1	4	\$479K	\$525K

Data

Month, Day, Year of Sold Date	Address1	Property Type	Bedrooms	Washrooms	Days on the Market	List Price	Sold Price
9 April, 2017	15, 108 Redpath Ave	Townhouse	2	2	7	\$595K	\$710K
	603, 2181 Yonge St	Condo	1	1	4	\$500K	\$538K
	1113, 319 Merton St	Condo	1	1	5	\$375K	\$460K
10 April, 2017	2604, 1815 Yonge St	Condo	1	2	4	\$649K	\$700K
11 April, 2017	2311, 2181 Yonge St	Condo	2	2	10	\$689K	\$682K
12 April, 2017	306, 1815 Yonge St	Condo	1	2	20	\$560K	\$549K
	518, 70 Roehampton Ave	Condo	1	1	7	\$550K	\$550K
	1201, 253 Merton St	Condo	2	1	6	\$499K	\$580K
	1321, 70 Roehampton Ave	Condo	2	2	7	\$799K	\$1,051K
15 April, 2017	1508, 83 Redpath Ave	Condo	1	1	10	\$459K	\$535K
17 April, 2017	#2820, 98 Lillian St	Condo	2	2	6	\$820K	\$870K
19 April, 2017	302, 188 Redpath Ave	Condo	1	1	5	\$460K	\$455K
	306, 260 Merton St	Condo	1	1	8	\$449K	\$565K
	#5, 87 Lillian St	Townhouse	2	2	8	\$578K	\$707K
21 April, 2017	36 Servington Cres	Detached	3	2	1	\$1,899K	\$2,100K
23 April, 2017	281 Davisville Ave	Detached	3	3	6	\$1,488K	\$2,150K
25 April, 2017	37 Cuthbert Cres	Detached	3	2	7	\$1,788K	\$1,975K
	512, 900 Mount Pleasant Rd	Condo	2	2	6	\$799K	\$881K
	1206, 83 Redpath Ave	Condo	1	1	6	\$450K	\$510K
	4607, 2191 Yonge St	Condo	1	2	5	\$595K	\$615K
	Ph 205, 212 Eglinton Ave E	Condo	1	2	6	\$698K	\$710K
26 April, 2017	26 Carey Rd	Detached	5	2	7	\$1,695K	\$1,902K
	201, 111 Merton St	Condo	2	2	9	\$800K	\$892K
	511, 300 Balliol St	Condo	1	1	8	\$449K	\$530K
	609, 2191 Yonge St	Condo	1	1	7	\$479K	\$520K
27 April, 2017	12, 98 Redpath Ave	Townhouse	2	2	7	\$598K	\$725K
28 April, 2017	3101, 30 Roehampton Ave	Condo	1	1	15	\$598K	\$575K
30 April, 2017	1206, 88 Broadway Ave	Condo	2	2	5	\$648K	\$760K

Data

Month, Day, Year of Sold Date	Address1	Property Type	Bedrooms	Washrooms	Days on the Market	List Price	Sold Price
30 April, 2017	4210, 2191 Yonge St	Condo	1	1	6	\$529K	\$580K
1 May, 2017	1908, 83 Redpath Ave	Condo	1	1	5	\$450K	\$560K
2 May, 2017	201 Davisville Ave	Townhouse	3	3	8	\$1,199K	\$1,567K
	1002, 900 Mount Pleasant Rd	Condo	2	3	6	\$959K	\$1,100K
	1408, 88 Broadway Ave	Condo	2	2	7	\$580K	\$645K
3 May, 2017	509, 43 Eglinton Ave E	Condo	2	1	7	\$450K	\$550K
4 May, 2017	1006, 30 Holly St	Condo	2	2	7	\$530K	\$530K
	1007, 212 Eglinton Ave E	Condo	2	1	17	\$510K	\$510K
5 May, 2017	309, 111 Merton St	Condo	1	1	8	\$422K	\$410K
	810, 900 Mount Pleasant Rd	Condo	2	2	4	\$845K	\$861K
8 May, 2017	42 Belsize Dr	Detached	3	4	4	\$1,976K	\$2,160K
	1112, 123 Eglinton Ave E	Condo	1	1	4	\$449K	\$575K
	2309, 2191 Yonge St	Condo	1	1	4	\$479K	\$540K
	4205, 2191 Yonge St	Condo	2	2	8	\$888K	\$960K
9 May, 2017	504, 18 Merton St	Condo	2	2	7	\$499K	\$590K
	816, 70 Roehampton Ave	Condo	2	2	14	\$700K	\$720K
	2605, 1815 Yonge St	Condo	1	1	8	\$400K	\$450K
10 May, 2017	18, 89 Lillian St	Townhouse	1	1	6	\$469K	\$530K
	502, 18 Merton St	Condo	2	3	5	\$600K	\$688K
	2510, 2191 Yonge St	Condo	1	1	20	\$449K	\$450K
11 May, 2017	1802, 43 Eglinton Ave E	Condo	1	1	8	\$390K	\$416K
12 May, 2017	420, 119 Merton St	Condo	1	2	2	\$475K	\$550K
	504, 194 Merton St W	Condo	2	1	10	\$680K	\$675K
	1203, 2191 Yonge St	Condo	1	1	3	\$540K	\$529K
	Lp04, 245 Davisville Ave	Condo	1	1	9	\$470K	\$468K
14 May, 2017	40 Manor Rd E	Semi-Detached	4	4	5	\$1,650K	\$1,817K
	3302, 30 Roehampton Ave	Condo	2	2	2	\$725K	\$725K
15 May, 2017	112, 119 Merton St	Condo	2	2	7	\$951K	\$1,031K

Data

Month, Day, Year of Sold Date	Address1	Property Type	Bedrooms	Washrooms	Days on the Market	List Price	Sold Price
15 May, 2017	2111, 70 Roehampton Ave	Condo	1	1	11	\$490K	\$480K
	3115, 98 Lillian St	Condo	1	1	18	\$580K	\$555K
16 May, 2017	310, 2181 Yonge St	Condo	2	2	6	\$1,049K	\$1,090K
	502, 194 Merton St	Condo	2	2	5	\$749K	\$800K
17 May, 2017	407, 68 Merton St	Condo	1	2	27	\$500K	\$479K
18 May, 2017	3005, 2181 Yonge St	Condo	2	2	2	\$1,088K	\$1,050K
19 May, 2017	9 Carey Rd	Detached	4	2	9	\$1,198K	\$1,398K
20 May, 2017	211, 123 Eglinton Ave E	Condo	2	3	11	\$1,275K	\$1,230K
22 May, 2017	1301, 88 Broadway Ave	Condo	2	2	12	\$648K	\$645K
23 May, 2017	1008, 119 Merton St	Condo	1	2	7	\$449K	\$468K
	Th11, 108 Redpath Ave	Townhouse	1	1	5	\$559K	\$550K
24 May, 2017	5 Georgian Crt	Detached	3	3	18	\$1,950K	\$1,800K
	221, 900 Mount Pleasant Rd	Condo	2	2	7	\$680K	\$675K
	#607, 2181 Yonge St	Condo	1	1	1	\$529K	\$524K
28 May, 2017	504, 2181 Yonge St	Condo	1	1	5	\$659K	\$659K
	3709, 2191 Yonge St	Condo	1	1	15	\$538K	\$555K
29 May, 2017	2008, 1815 Yonge St	Condo	2	2	6	\$995K	\$1,000K
30 May, 2017	1002, 68 Merton St	Condo	1	2	7	\$469K	\$479K
31 May, 2017	712, 188 Redpath Ave	Condo	1	1	6	\$486K	\$480K
1 June, 2017	825, 119 Merton St	Condo	1	2	8	\$559K	\$550K
	1211, 83 Redpath Ave	Condo	1	1	7	\$418K	\$405K
	1223, 119 Merton St	Condo	2	2	1	\$849K	\$950K
	Ph18, 70 Roehampton Ave	Condo	2	3	49	\$1,438K	\$1,345K
2 June, 2017	255, 139 Merton St	Condo	1	2	9	\$475K	\$495K
3 June, 2017	708, 88 Broadway Ave	Condo	1	1	4	\$489K	\$525K
6 June, 2017	Ph 101, 212 Eglinton Ave E	Condo	2	2	14	\$849K	\$830K
8 June, 2017	15 Thurloe Ave	Detached	3	1	9	\$1,398K	\$1,550K
	96 Belsize Dr	Detached	4	4	16	\$2,295K	\$2,150K

Data

Month, Day, Year of Sold Date	Address1	Property Type	Bedrooms	Washrooms	Days on the Market	List Price	Sold Price
8 June, 2017	410, 88 Broadway Ave	Condo	1	1	2	\$449K	\$527K
	3408, 89 Dunfield Ave	Condo	1	1	3	\$445K	\$530K
	3607, 89 Dunfield Ave	Condo	1	1	29	\$560K	\$560K
10 June, 2017	507, 35 Merton St	Condo	2	2	1	\$659K	\$659K
11 June, 2017	625, 98 Lillian St	Condo	1	1	23	\$388K	\$380K
	1107, 83 Redpath Ave	Condo	2	2	39	\$900K	\$869K
12 June, 2017	222 Hillside Ave E	Detached	3	2	7	\$1,495K	\$1,530K
	1908, 30 Roehampton Ave	Condo	2	2	35	\$750K	\$723K
13 June, 2017	54 Belsize Dr	Detached	3	3	1	\$1,795K	\$1,795K
15 June, 2017	214, 245 Davisville Ave	Condo	1	1	2	\$499K	\$518K
	710, 68 Merton St	Condo	1	1	14	\$469K	\$469K
16 June, 2017	719, 70 Roehampton Ave	Condo	2	2	2	\$750K	\$753K
	2805, 2181 Yonge St	Condo	2	2	18	\$1,069K	\$1,000K
19 June, 2017	5, 83 Lillian St	Townhouse	2	2	12	\$568K	\$660K
20 June, 2017	506, 194 Merton St	Condo	2	1	7	\$599K	\$630K
	1809, 2191 Yonge St	Condo	1	1	11	\$459K	\$455K
22 June, 2017	63 Soudan Ave	Semi-Detached	3	3	24	\$1,399K	\$1,280K
	208, 225 Merton St	Condo	1	1	0	\$489K	\$490K
	806, 30 Holly St	Condo	2	2	8	\$579K	\$575K
23 June, 2017	111, 195 Merton St	Condo	1	1	8	\$429K	\$425K
	A21, 900 Mount Pleasant Rd	Condo	2	2	2	\$630K	\$630K
	P3-126, 89 Dunfield Ave	Other		0	2	\$45K	\$43K
25 June, 2017	1006, 89 Dunfield Ave	Condo	1	1	20	\$478K	\$468K
26 June, 2017	103 Soudan Ave	Semi-Detached	3	3	26	\$1,500K	\$1,450K
	519, 98 Lillian St	Condo	1	2	45	\$558K	\$550K
27 June, 2017	206, 194 Merton St	Condo	2	2	6	\$600K	\$627K
28 June, 2017	820, 70 Roehampton Ave	Condo	2	2	12	\$939K	\$910K
29 June, 2017	1020, 98 Lillian St	Condo	2	2	58	\$795K	\$765K

Data

Month, Day, Year of Sold Date	Address1	Property Type	Bedrooms	Washrooms	Days on the Market	List Price	Sold Price
30 June, 2017	905, 68 Merton St	Condo	2	2	17	\$675K	\$680K
	1203, 30 Holly St	Condo	2	2	4	\$699K	\$699K
	1705, 30 Holly St	Condo	2	2	2	\$590K	\$585K
5 July, 2017	1206, 89 Dunfield Ave	Condo	1	1	86	\$488K	\$478K
	1709, 89 Dunfield Ave	Condo	1	1	30	\$485K	\$490K
6 July, 2017	1607, 2191 Yonge St	Condo	1	1	14	\$450K	\$436K
	2104, 2181 Yonge St	Condo	1	1	10	\$462K	\$439K
13 July, 2017	4303, 2191 Yonge St	Condo	1	1	8	\$549K	\$561K
16 July, 2017	608, 43 Eglinton Ave E	Condo	1	1	32	\$480K	\$478K
17 July, 2017	209, 83 Redpath Ave	Condo	1	2	19	\$550K	\$539K
	608, 83 Redpath Ave	Condo	1	1	25	\$499K	\$505K
19 July, 2017	605, 68 Merton St	Condo	2	2	29	\$699K	\$675K
	1802, 88 Broadway Ave	Condo	2	2	6	\$659K	\$681K
20 July, 2017	908, 83 Redpath Ave	Condo	1	1	44	\$469K	\$466K
	1402, 900 Mount Pleasant Rd	Condo	2	3	9	\$998K	\$1,000K
21 July, 2017	16, 100 Redpath Ave	Townhouse	2	2	46	\$650K	\$638K
	704, 300 Balliol St	Condo	2	2	16	\$639K	\$641K
26 July, 2017	12, 100 Redpath Ave	Townhouse	2	2	6	\$599K	\$675K
	Uph1, 900 Mount Pleasant Rd	Condo	2	3	41	\$1,695K	\$1,600K
28 July, 2017	1503, 900 Mount Pleasant Rd	Condo	2	2	24	\$799K	\$795K
29 July, 2017	1610, 83 Redpath Ave	Condo	2	2	59	\$699K	\$655K
30 July, 2017	1209, 83 Redpath Ave	Condo	1	2	6	\$559K	\$550K
31 July, 2017	501, 900 Mount Pleasant Rd	Condo	2	2	30	\$729K	\$726K
1 August, 2017	220, 900 Mount Pleasant Rd	Condo	2	2	7	\$679K	\$670K
	1108, 68 Merton St	Condo	2	2	8	\$1,099K	\$1,050K
2 August, 2017	501, 2181 Yonge St	Condo	2	2	15	\$1,069K	\$970K
	1402, 900 Mount Pleasant Rd	Other		0	6	\$30K	\$23K
	2205, 89 Dunfield Ave	Condo	2	2	23	\$688K	\$670K

Data

Month, Day, Year of Sold Date	Address1	Property Type	Bedrooms	Washrooms	Days on the Market	List Price	Sold Price
3 August, 2017	1608, 2191 Yonge St	Condo	2	2	13	\$749K	\$759K
6 August, 2017	403, 194 Merton St	Condo	2	1	5	\$685K	\$675K
	1004, 89 Dunfield Ave	Condo	1	1	75	\$479K	\$468K
7 August, 2017	1511, 212 Eglinton Ave E	Condo	1	1	75	\$495K	\$480K
8 August, 2017	2108, 2181 Yonge St	Condo	2	2	4	\$750K	\$745K
10 August, 2017	813, 123 Eglinton Ave E	Condo	1	1	14	\$589K	\$580K
	1908, 1815 Yonge St	Condo	2	2	21	\$998K	\$975K
11 August, 2017	112, 253 Merton St	Condo	1	1	59	\$420K	\$404K
	1008, 225 Merton St	Condo	1	1	11	\$465K	\$465K
	1412, 2181 Yonge St	Condo	1	1	11	\$499K	\$488K
16 August, 2017	1605, 43 Eglinton Ave E	Condo	2	2	6	\$495K	\$540K
17 August, 2017	2805, 89 Dunfield Ave	Condo	2	2	39	\$695K	\$670K
18 August, 2017	1011, 2181 Yonge St	Condo	2	2	30	\$699K	\$660K
20 August, 2017	516, 650 Mount Pleasant Rd	Condo	2	2	2	\$900K	\$952K
21 August, 2017	1402, 83 Redpath Ave	Condo	1	1	11	\$500K	\$485K
22 August, 2017	509, 7 Broadway Ave	Condo	1	1	26	\$400K	\$385K
24 August, 2017	26 Millwood Rd	Detached	6	2	31	\$1,749K	\$1,700K
25 August, 2017	606, 123 Eglinton Ave E	Condo	1	1	5	\$530K	\$530K
	712, 2191 Yonge St	Condo	1	1	19	\$479K	\$460K
	1705, 89 Dunfield Ave	Condo	2	2	62	\$675K	\$673K
27 August, 2017	1719, 70 Roehampton Ave	Condo	2	2	16	\$759K	\$755K
	3012, 2191 Yonge St	Condo	1	1	5	\$450K	\$449K
31 August, 2017	906, 1901 Yonge St	Condo	3	2	9	\$879K	\$815K
1 September, 2017	402, 83 Redpath Ave	Condo	1	1	28	\$519K	\$510K
	705, 253 Merton St	Condo	2	1	22	\$550K	\$540K
2 September, 2017	1216, 319 Merton St	Condo	2	2	2	\$650K	\$650K
4 September, 2017	37 Cuthbert Cres	Detached	4	2	7	\$1,789K	\$1,789K
5 September, 2017	419, 70 Roehampton Ave	Condo	2	2	7	\$759K	\$754K

Data

Month, Day, Year of Sold Date	Address1	Property Type	Bedrooms	Washrooms	Days on the Market	List Price	Sold Price
7 September, 2017	2405, 2191 Yonge St	Condo	2	2	9	\$889K	\$910K
8 September, 2017	305, 900 Mount Pleasant Rd	Condo	2	2	17	\$679K	\$677K
	404, 300 Balliol St	Condo	2	2	3	\$649K	\$649K
10 September, 2017	204, 98 Lillian St	Condo	1	1	60	\$495K	\$483K
12 September, 2017	305, 111 Merton St	Condo	1	1	6	\$450K	\$472K
13 September, 2017	1905, 89 Dunfield Ave	Condo	2	2	2	\$688K	\$685K
14 September, 2017	3901, 2191 Yonge St	Condo	1	2	7	\$579K	\$660K
18 September, 2017	65 Soudan Ave	Detached	3	3	6	\$1,529K	\$1,601K
	1909, 83 Redpath Ave	Condo	1	2	5	\$569K	\$569K
19 September, 2017	16 Carey Rd	Detached	4	2	4	\$1,695K	\$1,701K
	30 Carey Rd	Semi-Detached	3	1	7	\$1,149K	\$1,060K
	313, 123 Eglinton Ave E	Condo	1	1	40	\$639K	\$634K
21 September, 2017	905, 7 Broadway Ave	Condo	1	1	3	\$390K	\$425K
	1408, 1815 Yonge St	Condo	2	2	1	\$850K	\$1,025K
22 September, 2017	301, 83 Redpath Ave	Condo	1	1	21	\$455K	\$447K
	302, 1815 Yonge St	Condo	1	1	11	\$459K	\$455K
	1207, 68 Merton St	Condo	2	2	17	\$849K	\$816K
24 September, 2017	143 Hillside Ave E	Semi-Detached	3	4	6	\$1,739K	\$1,750K
25 September, 2017	215, 88 Broadway Ave	Condo	1	1	20	\$454K	\$447K
	1306, 68 Merton St	Condo	1	1	20	\$485K	\$475K
	Lph15, 245 Davisville Ave	Condo	2	2	7	\$650K	\$715K
26 September, 2017	16 Oswald Cres	Detached	4	3	6	\$1,895K	\$2,115K
	216, 119 Merton St	Condo	2	2	8	\$600K	\$711K
	702, 900 Mount Pleasant Rd	Condo	3	3	64	\$1,149K	\$1,090K
	4605, 2191 Yonge St	Condo	2	2	21	\$985K	\$950K
27 September, 2017	808, 300 Balliol St	Condo	2	2	7	\$649K	\$653K
	1202, 88 Broadway Ave	Condo	2	2	8	\$699K	\$701K
28 September, 2017	225, 900 Mount Pleasant Rd	Condo	2	2	14	\$799K	\$790K

Data

Month, Day, Year of Sold Date	Address1	Property Type	Bedrooms	Washrooms	Days on the Market	List Price	Sold Price
29 September, 2017	2 Carey Rd	Detached	3	3	3	\$1,699K	\$1,785K
	1406, 25 Broadway Ave	Condo	1	1	53	\$619K	\$585K
1 October, 2017	417, 119 Merton St	Condo	2	2	3	\$699K	\$850K
	705, 89 Dunfield Ave	Condo	1	1	13	\$465K	\$460K
2 October, 2017	1207, 2191 Yonge St	Condo	1	1	25	\$490K	\$470K
3 October, 2017	1001, 89 Dunfield Ave	Condo	1	1	4	\$575K	\$565K
4 October, 2017	113 Soudan Ave	Semi-Detached	3	3	7	\$1,359K	\$1,359K
	2611, 30 Roehampton Ave	Condo	1	1	5	\$589K	\$570K
5 October, 2017	901, 30 Holly St	Condo	2	2	2	\$650K	\$622K
	3310, 2191 Yonge St	Condo	1	1	9	\$589K	\$575K
6 October, 2017	96 Keewatin Ave	Semi-Detached	3	4	3	\$1,695K	\$1,700K
	207, 650 Mount Pleasant Rd	Condo	2	2	15	\$700K	\$715K
	Uph04, 900 Mount Pleasant Rd	Condo	2	3	11	\$1,699K	\$1,685K
8 October, 2017	2903, 30 Roehampton Ave	Condo	1	1	11	\$479K	\$465K
9 October, 2017	38 Belsize Dr	Detached	4	5	45	\$2,589K	\$2,450K
10 October, 2017	6, 83 Lillian St	Townhouse	2	1	6	\$598K	\$610K
	508, 225 Merton St	Condo	1	1	27	\$490K	\$485K
12 October, 2017	611, 300 Balliol St	Condo	1	1	8	\$540K	\$536K
	1804, 30 Roehampton Ave	Condo	1	1	13	\$400K	\$485K
15 October, 2017	402, 68 Merton St	Condo	1	2	3	\$509K	\$485K
16 October, 2017	705, 43 Eglinton Ave E	Condo	2	2	3	\$499K	\$565K
17 October, 2017	2003, 2181 Yonge St	Condo	1	1	15	\$539K	\$523K
18 October, 2017	193 Soudan Ave	Semi-Detached	3	2	3	\$1,089K	\$1,089K
	1503, 25 Broadway Ave	Condo	2	2	27	\$957K	\$880K
19 October, 2017	306, 900 Mount Pleasant Rd	Condo	1	1	2	\$529K	\$523K
20 October, 2017	1212, 2191 Yonge St	Condo	1	1	30	\$488K	\$475K
	2321, 70 Roehampton Ave	Condo	2	3	9	\$1,749K	\$1,749K
21 October, 2017	11, 87 Lillian St	Townhouse	1	1	29	\$480K	\$455K

Data

Month, Day, Year of Sold Date	Address1	Property Type	Bedrooms	Washrooms	Days on the Market	List Price	Sold Price
21 October, 2017	71 Brownlow Ave	Townhouse	3	2	10	\$1,169K	\$1,169K
	1238, 139 Merton St	Condo	2	2	8	\$900K	\$950K
24 October, 2017	38 Servington Cres	Detached	3	4	5	\$1,989K	\$2,050K
25 October, 2017	6, 87 Lillian St	Townhouse	2	2	47	\$560K	\$570K
26 October, 2017	100 Millwood Rd	Semi-Detached	3	3	7	\$1,149K	\$1,510K
	209, 225 Merton St	Condo	1	1	71	\$489K	\$471K
	Ph1, 68 Merton St	Condo	3	4	16	\$1,498K	\$1,300K
27 October, 2017	610, 188 Redpath Ave	Condo	1	1	23	\$550K	\$538K
	612, 212 Eglinton Ave E	Condo	1	1	1	\$530K	\$530K
28 October, 2017	501, 194 Merton St	Condo	2	2	22	\$799K	\$785K
	905, 25 Broadway Ave	Condo	1	1	25	\$599K	\$596K
29 October, 2017	3206, 89 Dunfield Ave	Condo	1	1	47	\$579K	\$566K
31 October, 2017	230, 139 Merton St	Condo	1	2	6	\$575K	\$580K
	616, 319 Merton St	Condo	2	2	8	\$639K	\$635K
	2505, 2181 Yonge St	Condo	2	2	14	\$1,109K	\$1,055K
1 November, 2017	123 Hillside Ave E	Detached	3	3	16	\$1,795K	\$1,750K
	914, 319 Merton St	Condo	1	1	8	\$465K	\$486K
3 November, 2017	2703, 1815 Yonge St	Condo	1	1	7	\$500K	\$495K
4 November, 2017	901, 30 Roehampton Ave	Condo	1	1	11	\$538K	\$527K
10 November, 2017	303, 1815 Yonge St	Condo	1	2	18	\$740K	\$734K
11 November, 2017	417, 70 Roehampton Ave	Condo	1	1	2	\$570K	\$580K
13 November, 2017	2409, 30 Roehampton Ave	Condo	2	2	5	\$1,599K	\$1,525K
15 November, 2017	138, 139 Merton St	Condo	2	2	13	\$799K	\$785K
	903, 88 Broadway Ave	Condo	1	1	27	\$540K	\$538K
16 November, 2017	31 Wilfrid Ave	Detached	4	4	37	\$2,795K	\$2,730K
	312, 98 Lillian St	Condo	2	2	12	\$749K	\$710K
	1005, 68 Merton St	Condo	1	2	13	\$490K	\$484K
17 November, 2017	302, 18 Merton St	Condo	3	3	9	\$689K	\$695K

Data

Month, Day, Year of Sold Date	Address1	Property Type	Bedrooms	Washrooms	Days on the Market	List Price	Sold Price
17 November, 2017	811, 83 Redpath Ave	Condo	1	1	29	\$510K	\$470K
18 November, 2017	3902, 2181 Yonge St	Condo	3	5	410	\$3,950K	\$3,540K
19 November, 2017	22, 83 Lillian St	Townhouse	2	2	4	\$635K	\$622K
	59 Cuthbert Cres	Detached	4	4	32	\$2,000K	\$1,975K
20 November, 2017	315, 1815 Yonge St	Condo	1	1	6	\$550K	\$576K
	1909, 2191 Yonge St	Condo	1	1	47	\$560K	\$533K
	2104, 2191 Yonge St	Condo	1	1	7	\$500K	\$514K
21 November, 2017	213, 111 Merton St	Condo	2	3	8	\$800K	\$788K
	703, 18 Merton St	Condo	2	2	53	\$599K	\$578K
23 November, 2017	415, 68 Merton St	Condo	1	2	5	\$468K	\$460K
	1505, 30 Holly St	Condo	2	2	29	\$575K	\$545K
24 November, 2017	37 Cuthbert Cres	Detached	4	2	17	\$1,798K	\$1,798K
	314, 98 Lillian St	Condo	2	2	14	\$650K	\$646K
	709, 68 Merton St	Condo	1	2	15	\$500K	\$488K
25 November, 2017	305, 650 Mount Pleasant Rd	Condo	2	2	2	\$929K	\$943K
26 November, 2017	109 Wanless Ave	Detached	3	2	5	\$1,399K	\$1,601K
	203, 195 Merton St	Condo	2	2	9	\$930K	\$930K
	506, 123 Eglinton Ave W	Condo	1	1	3	\$550K	\$550K
28 November, 2017	510, 68 Merton St	Condo	1	2	6	\$495K	\$490K
29 November, 2017	415, 900 Mount Pleasant Rd	Condo	2	1	3	\$595K	\$588K
30 November, 2017	716, 319 Merton St	Condo	2	2	16	\$645K	\$638K
4 December, 2017	705, 1815 Yonge St	Condo	1	1	13	\$400K	\$415K
5 December, 2017	318, 900 Mount Pleasant Rd	Condo	1	1	22	\$588K	\$575K
	416, 68 Merton St	Condo	1	2	41	\$520K	\$487K
	816, 319 Merton St	Condo	2	2	13	\$639K	\$632K
	2417, 98 Lillian St	Condo	2	2	20	\$948K	\$900K
6 December, 2017	102, 88 Broadway Ave	Condo	1	1	28	\$499K	\$490K
	175 Belsize Dr	Detached	4	5	48	\$2,795K	\$2,675K

Data

Month, Day, Year of Sold Date	Address1	Property Type	Bedrooms	Washrooms	Days on the Market	List Price	Sold Price
7 December, 2017	1209, 319 Merton St	Condo	2	2	27	\$645K	\$635K
8 December, 2017	1031, 139 Merton St	Condo	2	2	15	\$750K	\$738K
11 December, 2017	1004, 900 Mount Pleasant Rd	Condo	2	2	12	\$749K	\$751K
12 December, 2017	506, 30 Holly St	Condo	2	2	36	\$530K	\$510K
	704, 155 Redpath Ave	Condo	3	3	11	\$1,158K	\$1,120K
	1102, 89 Dunfield Ave	Condo	1	1	24	\$576K	\$576K
	4403, 2191 Yonge St	Condo	1	1	5	\$585K	\$601K
14 December, 2017	1719, 70 Roehampton Ave	Condo	2	2	2	\$780K	\$775K
15 December, 2017	1308, 89 Dunfield Ave	Condo	1	1	10	\$490K	\$489K
18 December, 2017	1309, 83 Redpath Ave	Condo	1	2	12	\$568K	\$568K
19 December, 2017	1009, 43 Eglinton Ave E	Condo	2	1	8	\$550K	\$575K
21 December, 2017	706, 89 Dunfield Ave	Condo	1	2	34	\$589K	\$578K
	804, 212 Eglinton Ave E	Condo	2	2	41	\$719K	\$719K
	1413, 98 Lillian St	Condo	1	1	17	\$509K	\$501K
23 December, 2017	2215, 98 Lillian St	Condo	1	1	12	\$595K	\$590K
4 January, 2018	603, 25 Broadway Ave	Condo	2	2	59	\$879K	\$860K
5 January, 2018	2007, 25 Broadway Ave	Condo	2	2	15	\$1,088K	\$1,050K
6 January, 2018	2401, 2181 Yonge St	Condo	1	1	3	\$535K	\$528K
16 January, 2018	215, 88 Broadway Ave	Condo	1	1	1	\$458K	\$481K
	2601, 30 Roehampton Ave	Condo	1	1	1	\$629K	\$641K
17 January, 2018	601, 2181 Yonge St	Condo	1	1	44	\$518K	\$505K
19 January, 2018	202, 195 Merton St	Condo	1	1	9	\$460K	\$455K
	1115, 99 Broadway Ave	Condo	1	1	66	\$360K	\$348K
20 January, 2018	309, 30 Roehampton Ave	Condo	1	1	7	\$479K	\$530K
23 January, 2018	308, 225 Merton St	Condo	1	1	7	\$500K	\$505K
24 January, 2018	1410, 89 Dunfield Ave	Condo	2	2	16	\$895K	\$890K
	3601, 2191 Yonge St	Condo	1	2	47	\$680K	\$660K
25 January, 2018	611, 98 Lillian St	Condo	1	1	5	\$449K	\$455K

Data

Month, Day, Year of Sold Date	Address1	Property Type	Bedrooms	Washrooms	Days on the Market	List Price	Sold Price
29 January, 2018	1904, 83 Redpath Ave	Condo	2	2	15	\$729K	\$700K
3 February, 2018	1616, 98 Lillian St	Condo	1	1	3	\$589K	\$580K
5 February, 2018	2907, 30 Roehampton Ave	Condo	1	1	3	\$499K	\$493K
13 February, 2018	2811, 98 Lillian St	Condo	1	1	15	\$549K	\$545K
15 February, 2018	2216, 99 Broadway Ave	Condo	1	1	68	\$409K	\$409K
17 February, 2018	1902, 89 Dunfield Ave	Condo	1	1	5	\$596K	\$630K
20 February, 2018	219, 119 Merton St	Condo	1	2	6	\$489K	\$530K
	601, 195 Merton St	Condo	1	1	6	\$379K	\$456K
	1213, 98 Lillian St	Condo	1	1	23	\$597K	\$593K
	1704, 25 Broadway Ave	Condo	2	2	14	\$750K	\$735K
21 February, 2018	12, 180 Merton St	Townhouse	3	3	21	\$1,350K	\$1,355K
	146 Manor Rd E	Detached	4	5	22	\$2,679K	\$2,625K
	1105, 88 Broadway Ave	Condo	1	1	8	\$582K	\$582K
	1813, 98 Lillian St	Condo	1	1	27	\$599K	\$580K
22 February, 2018	305, 35 Merton St	Condo	2	1	18	\$649K	\$624K
25 February, 2018	17, 83 Lillian St	Townhouse	2	2	3	\$680K	\$690K
	2914, 98 Lillian St	Condo	1	1	3	\$598K	\$598K
2 March, 2018	409, 148 Soudan Ave	Other	1	1	25	\$350K	\$350K
	604, 123 Eglinton Ave E	Condo	2	2	18	\$859K	\$839K
	2607, 30 Roehampton Ave	Condo	1	1	2	\$500K	\$515K
	4901, 2191 Yonge St	Condo	2	3	34	\$1,350K	\$1,221K
4 March, 2018	710, 260 Merton St	Condo	2	2	5	\$669K	\$733K
5 March, 2018	616, 195 Merton St	Condo	2	2	6	\$969K	\$1,128K
	1005, 123 Eglinton Ave E	Condo	2	3	7	\$1,099K	\$1,154K
6 March, 2018	705, 35 Merton St	Condo	2	2	4	\$750K	\$725K
	2410, 30 Roehampton Ave	Condo	1	1	4	\$605K	\$595K
8 March, 2018	1206, 43 Eglinton Ave E	Condo	1	1	10	\$500K	\$491K
	1902, 2191 Yonge St	Condo	2	2	15	\$850K	\$845K

Data

Month, Day, Year of Sold Date	Address1	Property Type	Bedrooms	Washrooms	Days on the Market	List Price	Sold Price
9 March, 2018	2508, 89 Dunfield Ave	Condo	1	1	21	\$528K	\$518K
10 March, 2018	101, 88 Broadway Ave	Condo	1	1	1	\$572K	\$572K
11 March, 2018	1002, 2191 Yonge St	Condo	2	2	26	\$838K	\$830K
12 March, 2018	104, 319 Merton St	Condo	2	2	19	\$760K	\$775K
	402, 88 Broadway Ave	Condo	1	1	5	\$440K	\$468K
	1005, 89 Dunfield Ave	Condo	2	2	3	\$698K	\$680K
	3702, 2181 Yonge St	Condo	2	4	18	\$2,699K	\$2,489K
	4604, 2191 Yonge St	Condo	1	1	6	\$628K	\$618K
13 March, 2018	604, 1815 Yonge St	Condo	1	2	13	\$650K	\$637K
14 March, 2018	408, 148 Soudan Ave	Other	1	1	7	\$359K	\$359K
	2602, 2181 Yonge St	Condo	2	2	13	\$910K	\$900K
15 March, 2018	302, 98 Lillian St	Condo	1	2	9	\$518K	\$557K
	706, 68 Merton St	Condo	1	1	13	\$499K	\$495K
16 March, 2018	801, 25 Broadway Ave	Condo	1	1	8	\$585K	\$586K
	1509, 30 Roehampton Ave	Condo	1	1	3	\$615K	\$608K
17 March, 2018	1509, 89 Dunfield Ave	Condo	1	1	1	\$520K	\$520K
20 March, 2018	2608, 89 Dunfield Ave	Condo	1	1	35	\$539K	\$513K
	3216, 98 Lillian St	Condo	2	2	21	\$1,099K	\$1,090K
21 March, 2018	307, 2181 Yonge St	Condo	2	3	12	\$1,279K	\$1,250K
	503, 68 Merton St	Condo	1	1	14	\$469K	\$460K
	1514, 98 Lillian St	Condo	1	1	13	\$529K	\$514K
22 March, 2018	2401, 30 Roehampton Ave	Condo	1	1	28	\$605K	\$590K
	3102, 30 Roehampton Ave	Condo	2	2	20	\$678K	\$678K
23 March, 2018	715, 300 Balliol St	Condo	1	1	4	\$370K	\$445K
	1706, 212 Eglinton Ave E	Condo	1	1	3	\$558K	\$626K
24 March, 2018	1606, 30 Holly St	Condo	2	2	5	\$629K	\$650K
25 March, 2018	410, 188 Eglinton Ave E	Condo	1	1	28	\$518K	\$490K
	2316, 98 Lillian St E	Condo	1	1	4	\$620K	\$616K

Data

Month, Day, Year of Sold Date	Address1	Property Type	Bedrooms	Washrooms	Days on the Market	List Price	Sold Price
25 March, 2018	3103, 89 Dunfield Ave	Condo	1	1	10	\$578K	\$545K
26 March, 2018	4203, 2191 Yonge St	Condo	1	1	4	\$618K	\$580K
27 March, 2018	4, 151 Merton St	Townhouse	2	3	7	\$799K	\$850K
	2507, 30 Roehampton Ave	Condo	1	1	12	\$515K	\$515K
28 March, 2018	648, 139 Merton St	Condo	1	2	3	\$540K	\$585K
29 March, 2018	19 Carey Rd	Detached	4	5	9	\$3,795K	\$3,700K
	204, 319 Merton St	Condo	1	1	2	\$450K	\$510K