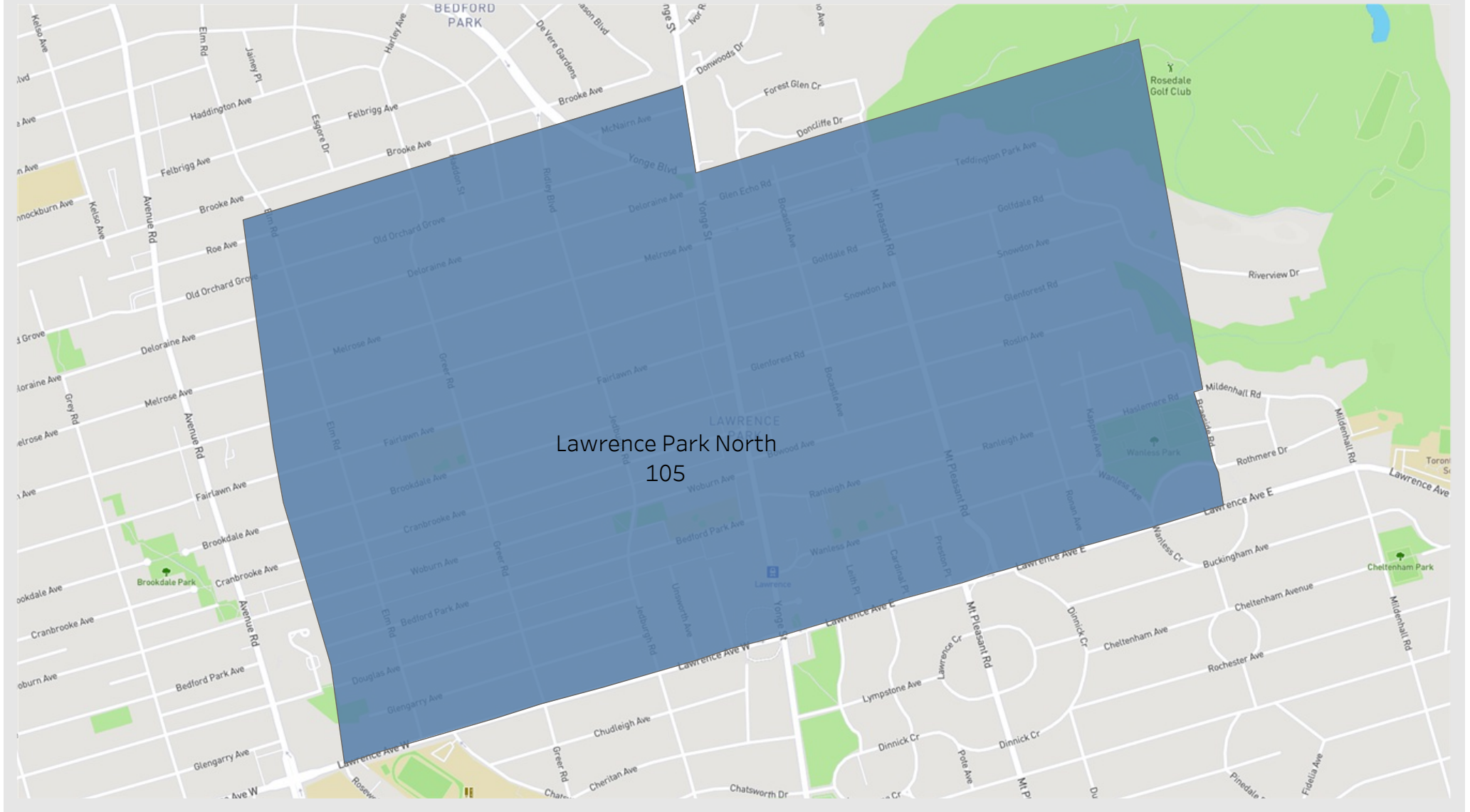
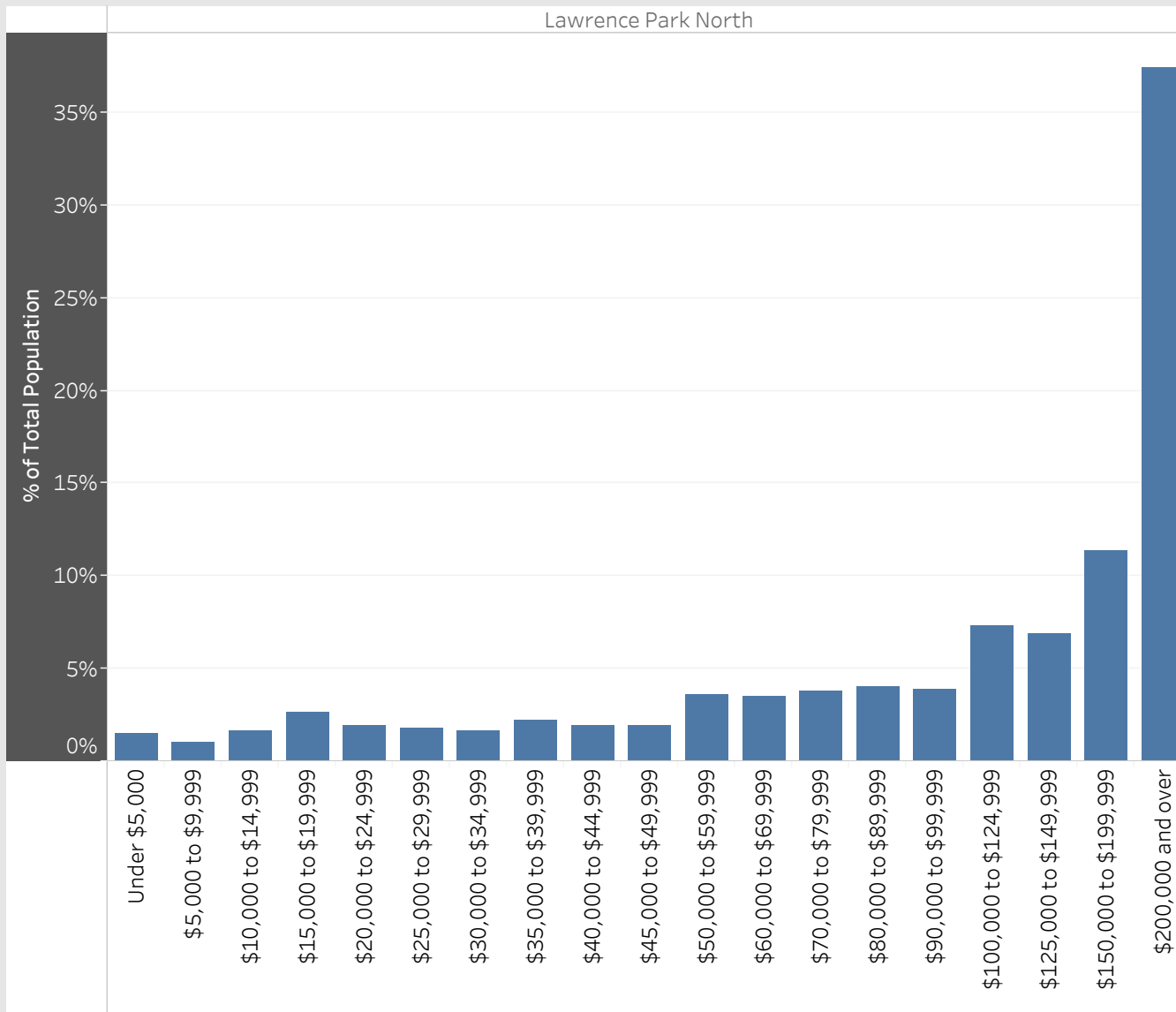


Lawrence Park North
Neighbourhood Breakdown
July 1st, 2015 - March 31st, 2018

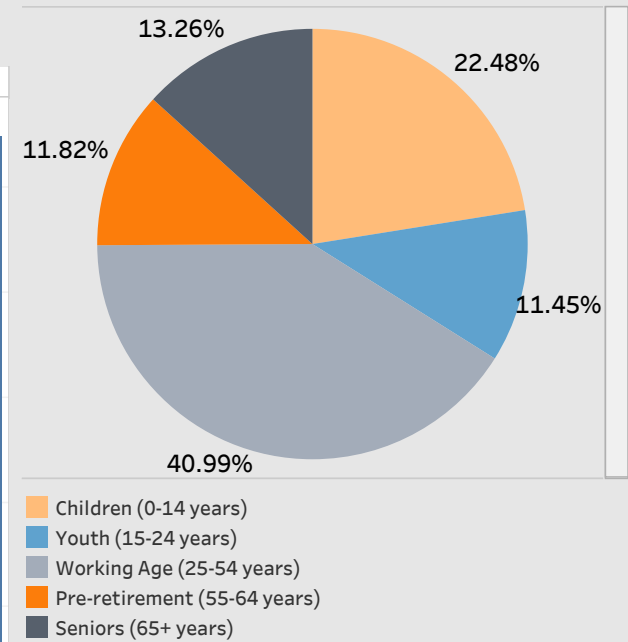


2016 StatsCan Data

Household Income in Lawrence Park North



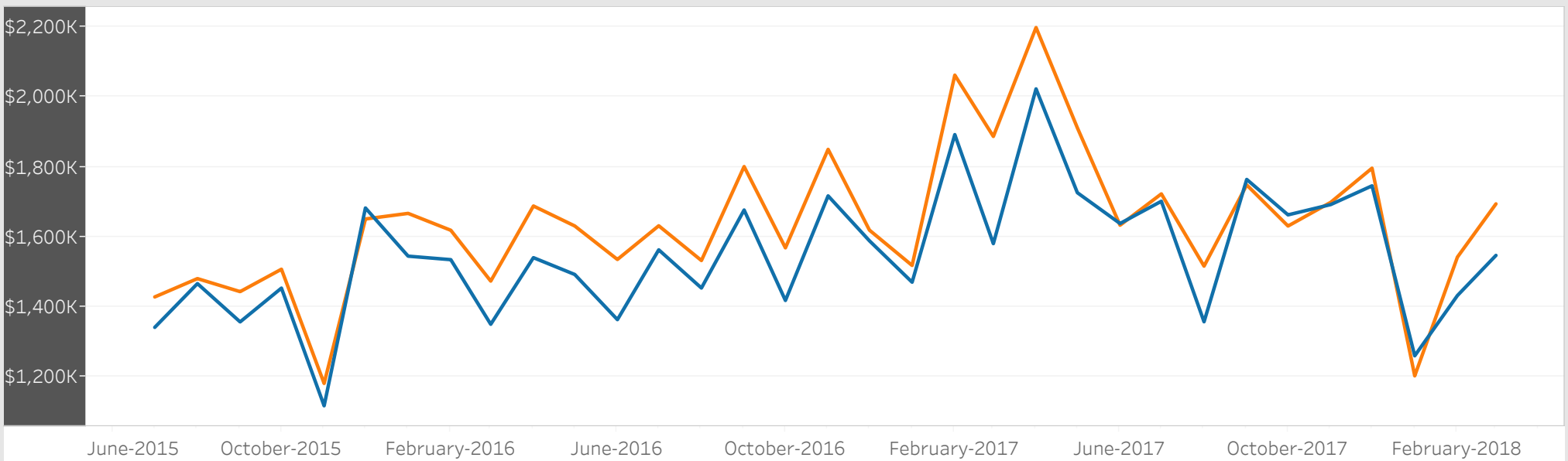
Age



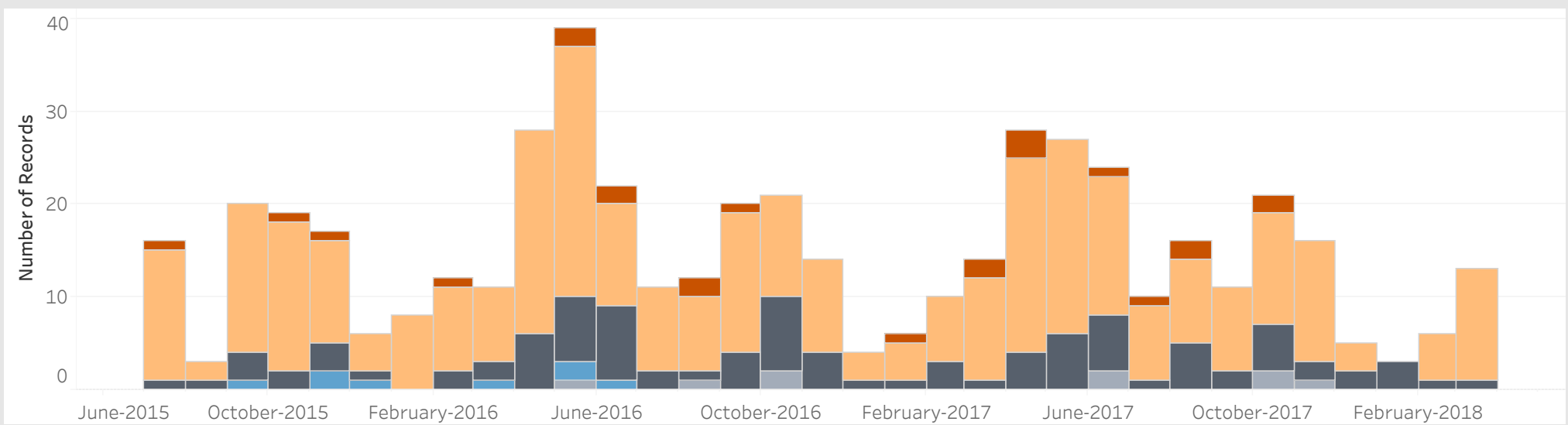
Visible Minorities

Not a visible minority	78.57%
Chinese	8.20%
South Asian	2.43%
Korean	2.06%
Filipino	1.78%
Black	1.51%
Multiple visible minorities	1.51%
West Asian	1.27%
Japanese	0.93%
Southeast Asian	0.79%
Latin American	0.69%
Arab	0.14%
Visible minority; n.i.e.	0.14%

Average Sold Price vs. Average Ask Price in Lawrence Park North



Properties Sold in Lawrence Park North by Month



Data

Month, Day, Year of Sold Date	Address1	Property Type	Bedrooms	Washrooms	Days on the Market	List Price	Sold Price
1 July, 2015	204 Bedford Park Ave, Toronto	Detached	3	5	16	\$1,750K	\$1,740K
6 July, 2015	37 Roslin Ave, Toronto	Detached	4	4	39	\$2,168K	\$2,100K
7 July, 2015	49 Unsworth Ave, Toronto	Semi-Detached	3	2	1	\$799K	\$925K
	61 Bowood Ave, Toronto	Detached	3	1	1	\$899K	\$1,035K
8 July, 2015	206 Bedford Park Ave, Toronto	Detached	3	4	7	\$1,530K	\$1,502K
	348 Brookdale Ave, Toronto	Detached	3	2	1	\$1,148K	\$1,275K
9 July, 2015	46 Jedburgh Rd, Toronto	Detached	3	5	72	\$1,888K	\$1,820K
	236 Deloraine Ave, Toronto	Detached	3	4	2	\$1,199K	\$1,350K
12 July, 2015	56 Brookdale Ave, Toronto	Detached	3	3	6	\$995K	\$1,280K
13 July, 2015	77 Deloraine Ave, Toronto	Detached	4	1	7	\$900K	\$1,297K
	405, 18 Wanless Ave, Toronto	Condo	1	2	5	\$579K	\$587K
17 July, 2015	5 Braeside Cres, Toronto	Detached	2	3	40	\$2,549K	\$2,440K
19 July, 2015	3 Cardinal Pl, Toronto	Detached	3	3	7	\$1,099K	\$1,280K
25 July, 2015	73 Bowood Ave, Toronto	Detached	3	2	4	\$1,099K	\$1,250K
26 July, 2015	71 Deloraine Ave, Toronto	Detached	3	1	5	\$1,095K	\$1,285K
31 July, 2015	163 Old Orchard Grve, Toronto	Detached	4	5	58	\$1,749K	\$1,675K
11 August, 2015	162 Douglas Ave, Toronto	Detached	4	4	58	\$1,778K	\$1,755K
21 August, 2015	42 Roslin Ave, Toronto	Semi-Detached	2	2	59	\$739K	\$690K
28 August, 2015	276 Melrose Ave, Toronto	Detached	4	5	5	\$1,880K	\$1,995K
5 September, 2015	162 Bowood Ave, Toronto	Detached	4	4	3	\$1,399K	\$1,399K
10 September, 2015	80 Sylvan Valley Way, Toronto	Townhouse	3	3	30	\$750K	\$715K
11 September, 2015	150 Dawlish Ave, Toronto	Detached	4	2	4	\$2,395K	\$2,700K
13 September, 2015	15 Glengarry Ave, Toronto	Semi-Detached	3	2	6	\$899K	\$970K
	112 Bowood Ave, Toronto	Detached	4	3	6	\$1,275K	\$1,368K
14 September, 2015	20 Roslin Ave, Toronto	Semi-Detached	3	2	7	\$890K	\$1,062K
	234 Bowood Ave, Toronto	Detached	4	2	6	\$1,099K	\$1,225K
15 September, 2015	146 Glengarry Ave, Toronto	Detached	3	4		\$1,549K	\$1,580K
16 September, 2015	210 Lawrence Ave, Toronto	Detached	3	2	2	\$929K	\$915K

Data

Month, Day, Year of Sold Date	Address1	Property Type	Bedrooms	Washrooms	Days on the Market	List Price	Sold Price
17 September, 2015	164 Golfdale Rd, Toronto	Detached	4	4	1	\$2,495K	\$2,505K
20 September, 2015	291 Fairlawn Ave, Toronto	Semi-Detached	3	2	5	\$899K	\$1,075K
24 September, 2015	226 St Germain Ave, Toronto	Detached	3	2	2	\$1,049K	\$1,235K
25 September, 2015	283 Snowdon Ave, Toronto	Detached	3	1	26	\$1,265K	\$1,225K
26 September, 2015	73 Roslin Ave, Toronto	Detached	4	5	4	\$2,650K	\$2,620K
27 September, 2015	140 St Germain Ave, Toronto	Detached	3	2	6	\$1,199K	\$1,310K
	303 Fairlawn Ave, Toronto	Detached	3	2	6	\$1,195K	\$1,355K
28 September, 2015	303 Old Orchard Grve, Toronto	Detached	3	2	1	\$1,195K	\$1,295K
	386 Brookdale Ave, Toronto	Detached	2	1	8	\$1,100K	\$1,088K
29 September, 2015	209 Glengarry Ave, Toronto	Detached	5	3	8	\$1,395K	\$1,650K
30 September, 2015	282 Bedford Park Ave, Toronto	Detached	3	4	2	\$1,495K	\$1,562K
1 October, 2015	9 Doncliffe Dr, Toronto	Detached	6	5	4	\$3,388K	\$3,700K
2 October, 2015	25 Golfdale Rd, Toronto	Detached	4	5	1	\$2,388K	\$2,395K
6 October, 2015	77 Deloraine Ave, Toronto	Detached	4	1	7	\$1,050K	\$1,235K
	231 Bedford Park Ave, Toronto	Detached	4	5	22	\$1,670K	\$1,650K
7 October, 2015	329 Elm Rd, Toronto	Detached	3	2	9	\$999K	\$1,020K
9 October, 2015	213 Glenforest Rd, Toronto	Detached	3	3	4	\$1,539K	\$1,535K
12 October, 2015	179 Glengarry Ave, Toronto	Detached	3	4	5	\$1,399K	\$1,399K
17 October, 2015	63 Alexandra Wood, Toronto	Detached	7	7	18	\$2,249K	\$2,150K
18 October, 2015	236 Bowood Ave, Toronto	Detached	3	2	11	\$995K	\$975K
19 October, 2015	48 Brookdale Ave, Toronto	Detached	3	2	4	\$995K	\$1,152K
	55 Roslin Ave, Toronto	Semi-Detached	3	1	6	\$699K	\$745K
	67 Wanless Ave, Toronto	Detached	3	3	7	\$1,275K	\$1,587K
	185 Melrose Ave, Toronto	Semi-Detached	3	1	7	\$915K	\$887K
20 October, 2015	41 Ridley Blvd, Toronto	Detached	3	2	6	\$1,098K	\$1,281K
	271B St Germain Ave, Toronto	Detached	4	4	6	\$1,649K	\$1,760K
21 October, 2015	42 Jedburgh Rd, Toronto	Detached	3	5	16	\$1,895K	\$1,810K
22 October, 2015	508, 3130 Yonge St, Toronto	Condo	2	1	16	\$360K	\$354K

Data

Month, Day, Year of Sold Date	Address1	Property Type	Bedrooms	Washrooms	Days on the Market	List Price	Sold Price
23 October, 2015	66A Roslin Ave, Toronto	Detached	3	4	19	\$1,945K	\$1,900K
28 October, 2015	30 Glen Echo Rd, Toronto	Detached	2	2	16	\$1,095K	\$1,095K
4 November, 2015	15A Roslin Ave, Toronto	Townhouse	3	4	37	\$1,695K	\$1,650K
	412, 18 Wanless Ave, Toronto	Condo	1	1	7	\$369K	\$350K
5 November, 2015	47 Roslin Ave, Toronto	Semi-Detached	3	1	14	\$699K	\$757K
8 November, 2015	166 Bedford Park Ave, Toronto	Detached	3	2	20	\$995K	\$1,001K
9 November, 2015	109 Roslin Ave, Toronto	Detached	3	2	8	\$1,099K	\$1,170K
	132 Lawrence Ave, Toronto	Detached	3	2	7	\$989K	\$1,050K
10 November, 2015	267 Glenforest Rd, Toronto	Townhouse	3	4	57	\$1,495K	\$1,400K
15 November, 2015	86 Bowood Ave, Toronto	Detached	2	2	7	\$799K	\$813K
16 November, 2015	110 Bowood Ave, Toronto	Detached	3	4	7	\$1,495K	\$1,724K
17 November, 2015	29 Kappelle Ave, Toronto	Detached	3	1	8	\$948K	\$992K
18 November, 2015	105 Roslin Ave, Toronto	Detached	3	3	1	\$1,198K	\$1,225K
22 November, 2015	206 Bowood Ave, Toronto	Semi-Detached	3	2	5	\$929K	\$1,075K
23 November, 2015	309 Deloraine Ave, Toronto	Detached	3	4	5	\$1,399K	\$1,455K
27 November, 2015	49 Yonge Blvd, Toronto	Detached	3	2	4	\$989K	\$1,120K
29 November, 2015	234 Woburn Ave, Toronto	Semi-Detached	3	2	5	\$918K	\$1,038K
30 November, 2015	153 Snowdon Ave, Toronto	Detached	3	4	10	\$1,595K	\$1,739K
	245 Snowdon Ave, Toronto	Detached	1	2	6	\$1,360K	\$1,500K
9 December, 2015	80 Sylvan Valley Way, Toronto	Townhouse	3	3	9	\$799K	\$887K
10 December, 2015	35 Melrose Ave, Toronto	Detached	3	1	23	\$1,050K	\$1,000K
20 December, 2015	81 Douglas Ave, Toronto	Semi-Detached	3	1	12	\$750K	\$817K
21 December, 2015	115 Riverview Dr, Toronto	Detached	6	6	104	\$4,500K	\$4,275K
22 December, 2015	30 Glen Echo Rd, Toronto	Detached	2	2	6	\$1,095K	\$1,115K
29 December, 2015	154 Douglas Ave, Toronto	Detached	4	5	47	\$1,899K	\$1,810K
12 January, 2016	228 St Germain Ave, Toronto	Detached	3	2	1	\$1,099K	\$1,328K
17 January, 2016	56 Ridley Blvd, Toronto	Detached	4	4	6	\$1,889K	\$2,250K
18 January, 2016	92 Wanless Ave, Toronto	Detached	3	4	36	\$1,595K	\$1,590K

Data

Month, Day, Year of Sold Date	Address1	Property Type	Bedrooms	Washrooms	Days on the Market	List Price	Sold Price
22 January, 2016	185 Ronan Ave	Detached	3	4	7	\$1,489K	\$1,555K
25 January, 2016	118 Bedford Park Ave	Detached	3	4	5	\$1,595K	\$1,761K
	281 Bedford Park Ave	Detached	3	2	6	\$1,049K	\$1,279K
27 January, 2016	390 Brookdale Ave	Detached	4	4	9	\$1,839K	\$1,821K
29 January, 2016	66 Douglas Ave	Detached	4	4	95	\$1,799K	\$1,750K
1 February, 2016	149 Roe Ave	Detached	3	4	6	\$1,598K	\$1,598K
	212 Glenforest Rd	Detached	4	4	13	\$2,125K	\$2,110K
	403, 55 Lorindale Ave	Condo	2	2	7	\$619K	\$665K
3 February, 2016	20 Kappel Ave	Detached	3	2	7	\$1,399K	\$1,678K
5 February, 2016	156 Roslin Ave	Detached	3	4	8	\$1,695K	\$1,670K
8 February, 2016	21 Ridley Blvd	Detached	4	2	7	\$1,395K	\$1,755K
	223 Fairlawn Ave	Semi-Detached	3	2	5	\$900K	\$1,101K
13 February, 2016	77 Ronan Ave	Detached	3	2	12	\$1,195K	\$1,205K
16 February, 2016	198 Bowood Ave	Detached	3	2	0	\$1,189K	\$1,320K
27 February, 2016	152 Golfdale Rd	Detached	4	4	37	\$2,228K	\$2,120K
28 February, 2016	115 Brooke Ave	Detached	4	5	11	\$3,248K	\$3,228K
29 February, 2016	33 Unsworth Ave	Semi-Detached	3	2	7	\$819K	\$970K
1 March, 2016	290 Cranbrooke Ave	Detached	4	4	8	\$1,889K	\$1,889K
3 March, 2016	138 Cranbrooke Ave	Detached	3	2	1	\$1,250K	\$1,400K
7 March, 2016	50 Melrose Ave	Detached	4	2	7	\$1,499K	\$1,767K
	175 Bedford Park Ave	Detached	3	3	7	\$1,250K	\$1,600K
8 March, 2016	57 Glengarry Ave	Semi-Detached	3	2	8	\$899K	\$940K
	149 Roslin Ave	Detached	3	2	6	\$1,249K	\$1,522K
9 March, 2016	518 Cranbrooke Ave	Detached	4	4	9	\$1,989K	\$1,989K
11 March, 2016	170 Ronan Ave	Semi-Detached	3	1	11	\$799K	\$800K
18 March, 2016	301 Jedburgh Rd	Detached	3	2	0	\$1,295K	\$1,310K
19 March, 2016	7 Roslin Ave	Detached	4	4	31	\$1,725K	\$1,685K
22 March, 2016	69 Roslin Ave	Townhouse	3	3	1	\$998K	\$1,300K

Data

Month, Day, Year of Sold Date	Address1	Property Type	Bedrooms	Washrooms	Days on the Market	List Price	Sold Price
1 April, 2016	240 Bedford Park Ave	Detached	3	3	3	\$1,249K	\$1,350K
2 April, 2016	126 Lawrence Ave E	Detached	4	2	3	\$989K	\$1,090K
3 April, 2016	31 Joicey Blvd	Detached	3	4	6	\$1,495K	\$1,580K
4 April, 2016	158 Roslin Ave	Semi-Detached	3	2	6	\$899K	\$1,105K
5 April, 2016	82 Lawrence Ave W	Detached	3	3	46	\$1,395K	\$1,370K
	291 Jedburgh Rd	Detached	3	2	8	\$1,249K	\$1,468K
	306 Old Orchard Grve	Detached	3	4	7	\$1,279K	\$1,540K
6 April, 2016	49 Ridley Blvd	Detached	4	4	62	\$1,789K	\$1,725K
12 April, 2016	38 Yonge Blvd	Detached	3	3	7	\$1,279K	\$1,500K
14 April, 2016	27 Teddington Park Ave	Detached	8	5	2	\$3,995K	\$4,500K
	111 Glengarry Ave	Detached	4	4	1	\$1,775K	\$1,920K
	165 Fairlawn Ave	Semi-Detached	3	3	10	\$1,195K	\$1,275K
	541 Brookdale Ave	Detached	4	4	10	\$1,995K	\$2,154K
18 April, 2016	28 Golfdale Rd	Detached	3	2	6	\$2,180K	\$2,200K
	84 Douglas Ave	Semi-Detached	3	3	5	\$998K	\$1,300K
	239 Bedford Park Ave	Detached	2	1	6	\$995K	\$1,145K
19 April, 2016	156 Melrose Ave	Detached	3	2	1	\$1,349K	\$1,366K
	191 Woburn Ave	Detached	2	2	8	\$1,289K	\$1,481K
	193 Greer Rd	Semi-Detached	3	2	0	\$795K	\$1,050K
20 April, 2016	79 Bedford Park Ave	Detached	4	5	1	\$1,950K	\$2,023K
	180 Woburn Ave	Detached	4	5	2	\$1,599K	\$1,900K
	335 St Germain Ave	Detached	4	4	1	\$2,378K	\$2,335K
21 April, 2016	76 Brookdale Ave	Detached	3	2	1	\$1,095K	\$1,300K
24 April, 2016	21 Golfdale Rd	Detached	4	4	1	\$2,550K	\$2,550K
25 April, 2016	20 Deloraine Ave	Detached	3	2	4	\$1,280K	\$1,425K
26 April, 2016	11A Roslin Ave	Semi-Detached	3	4	15	\$1,750K	\$1,740K
28 April, 2016	241 Deloraine Ave	Semi-Detached	3	2	1	\$929K	\$1,318K
	285 Cranbrooke Ave	Detached	3	3	7	\$1,399K	\$1,550K

Data

Month, Day, Year of Sold Date	Address1	Property Type	Bedrooms	Washrooms	Days on the Market	List Price	Sold Price
2 May, 2016	119 Glengarry Ave	Detached	4	4	5	\$1,995K	\$2,070K
	172 Melrose Ave	Detached	3	2	8	\$1,295K	\$1,430K
3 May, 2016	58 Melrose Ave	Detached	4	4	6	\$1,595K	\$1,954K
	259 St Germain Ave	Detached	4	3	6	\$1,479K	\$1,731K
	271A St Germain Ave	Detached	4	4	8	\$1,899K	\$2,151K
4 May, 2016	21 Cranbrooke Ave	Detached	3	2	6	\$1,300K	\$1,470K
	1256 Avenue Rd	Townhouse	4	5	3	\$1,888K	\$1,856K
6 May, 2016	168 Fairlawn Ave	Semi-Detached	3	2	2	\$1,099K	\$1,076K
	211, 451 Rosewell Ave	Condo	2	2	3	\$539K	\$539K
7 May, 2016	174 Lawrence Ave E	Semi-Detached	3	4	1	\$1,615K	\$1,615K
8 May, 2016	227 Cranbrooke Ave	Detached	4	5	11	\$2,299K	\$2,225K
9 May, 2016	59 Craighurst Ave	Semi-Detached	3	2	4	\$995K	\$1,250K
	88 Roe Ave	Detached	3	3	5	\$1,349K	\$1,535K
	89 Wanless Ave	Detached	3	3	6	\$1,345K	\$1,670K
	130 Joicey Blvd	Detached	4	5	5	\$1,839K	\$1,839K
10 May, 2016	49 Glengarry Ave	Detached	3	2	6	\$1,149K	\$1,395K
	97 Deloraine Ave	Detached	3	2	5	\$1,298K	\$1,658K
11 May, 2016	6B Doncliffe Dr	Semi-Detached	3	4	6	\$1,549K	\$1,675K
	151 Wanless Ave	Detached	4	3	8	\$1,525K	\$1,700K
13 May, 2016	128 Bowood Ave	Detached	3	4	11	\$2,098K	\$2,075K
	1254 Avenue Rd	Townhouse	4	5	11	\$1,788K	\$1,690K
16 May, 2016	34 Haddon St	Detached	4	4	5	\$1,595K	\$1,580K
	139 Ronan Ave	Detached	3	4	6	\$1,499K	\$1,585K
17 May, 2016	38 Cranbrooke Ave	Detached	4	4	41	\$2,349K	\$2,158K
	215 Fairlawn Ave	Detached	4	3	7	\$1,195K	\$1,710K
	277 Woburn Ave	Semi-Detached	3	4	7	\$1,250K	\$1,510K
	316 Brookdale Ave	Detached	3	2	6	\$1,295K	\$1,600K
18 May, 2016	24 Ridley Blvd	Detached	4	3	8	\$1,595K	\$1,650K

Data

Month, Day, Year of Sold Date	Address1	Property Type	Bedrooms	Washrooms	Days on the Market	List Price	Sold Price
18 May, 2016	220 Deloraine Ave	Detached	3	3	0	\$1,298K	\$1,620K
19 May, 2016	10 Elm Rd	Semi-Detached	3	2	14	\$960K	\$940K
	191 Glengarry Ave	Detached	4	4	10	\$2,199K	\$2,187K
	401, 3130 Yonge St	Condo	1	1	31	\$398K	\$367K
20 May, 2016	211 Douglas Ave	Detached	4	4	3	\$1,950K	\$2,260K
	215 Glengarry Ave	Other	8	3	10	\$1,799K	\$1,710K
24 May, 2016	303 Brookdale Ave	Semi-Detached	3	2	6	\$989K	\$1,335K
25 May, 2016	143 Wanless Ave	Detached	4	4	23	\$1,795K	\$1,770K
26 May, 2016	162 Brookdale Ave	Detached	2	4	8	\$1,249K	\$1,555K
	214 Cranbrooke Ave	Detached	3	4	2	\$1,329K	\$1,750K
28 May, 2016	263 Snowdon Ave	Detached	3	4	3	\$1,499K	\$1,707K
1 June, 2016	76 Melrose Ave	Semi-Detached	4	4	2	\$1,295K	\$1,650K
6 June, 2016	155 Bedford Park Ave	Semi-Detached	3	4	14	\$1,599K	\$1,575K
	214 Lawrence Ave W	Detached	2	1	3	\$799K	\$845K
7 June, 2016	147 Wanless Ave	Detached	3	3	7	\$1,395K	\$1,608K
	190 Douglas Ave	Detached	3	4	6	\$1,550K	\$1,850K
	502, 3130 Yonge St	Condo	2	2	14	\$600K	\$615K
9 June, 2016	192 Melrose Ave	Semi-Detached	3	2	1	\$1,095K	\$1,325K
11 June, 2016	75 Glengarry Ave	Semi-Detached	3	1	31	\$789K	\$1,025K
13 June, 2016	165 Glenforest Rd	Detached	3	2	5	\$1,295K	\$1,430K
	407, 3130 Yonge St	Condo	2	2	12	\$665K	\$660K
	Th 6, 217 Roslin Ave	Townhouse	3	5	6	\$1,449K	\$1,625K
14 June, 2016	199 Glenforest Rd	Detached	3	4	7	\$1,899K	\$2,010K
	215 Old Orchard Grve	Detached	3	2	5	\$1,199K	\$1,490K
	333 Brookdale Ave	Detached	3	3	6	\$1,289K	\$1,600K
17 June, 2016	55 Teddington Park Ave	Detached	4	5	16	\$3,699K	\$3,700K
20 June, 2016	37 Ridley Blvd	Detached	3	1	5	\$1,189K	\$1,515K
	218 Bedford Park Ave	Detached	3	3	7	\$1,195K	\$1,551K

Data

Month, Day, Year of Sold Date	Address1	Property Type	Bedrooms	Washrooms	Days on the Market	List Price	Sold Price
22 June, 2016	364 Woburn Ave	Semi-Detached	3	2	4	\$989K	\$1,000K
24 June, 2016	153 Woburn Ave	Semi-Detached	3	2	1	\$939K	\$1,100K
28 June, 2016	299 Brookdale Ave	Semi-Detached	3	3	6	\$1,089K	\$1,366K
29 June, 2016	47 Golfdale Rd S	Detached	5	5	6	\$2,958K	\$2,900K
	116 Douglas Ave	Semi-Detached	3	2	7	\$999K	\$1,325K
5 July, 2016	112 Fairlawn Ave	Detached	3	4	13	\$1,700K	\$1,650K
	243 Golfdale Rd	Detached	4	3	19	\$2,695K	\$2,528K
6 July, 2016	217 Ronan Ave	Detached	3	2	8	\$998K	\$1,282K
7 July, 2016	34 Yonge Blvd	Detached	2	3	8	\$1,089K	\$1,000K
11 July, 2016	173 Lawrence Ave E	Detached	5	5	11	\$1,998K	\$1,900K
	232 Snowdon Ave	Detached	3	2	34	\$1,795K	\$1,770K
15 July, 2016	38 Craighurst Ave	Semi-Detached	3	3	3	\$1,049K	\$1,250K
18 July, 2016	206 Craighurst Ave	Detached	4	2	7	\$1,325K	\$1,620K
19 July, 2016	43 Bedford Park Ave	Semi-Detached	3	2	5	\$999K	\$1,368K
21 July, 2016	22 Roe Ave	Detached	4	2	30	\$1,550K	\$1,650K
	69 Jedburgh Rd	Detached	4	5	28	\$1,988K	\$1,925K
2 August, 2016	152 Bowood Ave	Detached	4	5	7	\$1,599K	\$1,800K
	738, 650 Lawrence Ave W	Condo	1	1	28	\$357K	\$350K
3 August, 2016	180 Roslin Ave	Detached	4	4	23	\$2,595K	\$2,540K
7 August, 2016	236 Lawrence Ave E	Other		0	150	\$1,249K	\$1,290K
9 August, 2016	168 Snowdon Ave	Detached	1	2	6	\$1,500K	\$1,670K
	283 Snowdon Ave	Detached	3	1	6	\$1,480K	\$1,461K
11 August, 2016	35 Lawrence Ave W	Detached	3	2	3	\$1,080K	\$1,225K
12 August, 2016	23 Bowood Ave	Detached	3	2	32	\$1,589K	\$1,620K
14 August, 2016	12 Roslin Ave	Detached	4	5	7	\$2,088K	\$2,400K
16 August, 2016	406, 55 Lorindale Ave	Condo	1	1	5	\$375K	\$375K
23 August, 2016	51 Woburn Ave	Semi-Detached	3	2	7	\$930K	\$1,150K
30 August, 2016	178 Roslin Ave	Detached	4	4	13	\$2,595K	\$2,500K

Data

Month, Day, Year of Sold Date	Address1	Property Type	Bedrooms	Washrooms	Days on the Market	List Price	Sold Price
2 September, 2016	48 Brookdale Ave	Detached	3	4	39	\$1,848K	\$1,755K
8 September, 2016	26 McNairn Ave	Detached	3	2	1	\$1,388K	\$1,630K
10 September, 2016	200 Wanless Ave	Detached	5	5	2	\$2,895K	\$2,895K
13 September, 2016	156 Snowdon Ave	Detached	3	2	7	\$1,699K	\$1,670K
17 September, 2016	38 Bocastle Ave	Detached	3	4	5	\$2,389K	\$2,335K
18 September, 2016	147 Roe Ave	Detached	3	4	4	\$1,599K	\$1,906K
19 September, 2016	91 Chatsworth Dr	Detached	5	5	6	\$2,499K	\$2,801K
20 September, 2016	191 Deloraine Ave	Detached	3	3	6	\$1,395K	\$1,690K
	284 Elm Rd	Detached	2	2	7	\$1,185K	\$1,157K
21 September, 2016	49 Glenforest Rd	Detached	3	4	9	\$1,899K	\$1,899K
23 September, 2016	405, 3130 Yonge St	Condo	2	2	11	\$639K	\$697K
25 September, 2016	406 Woburn Ave	Semi-Detached	3	4	5	\$1,350K	\$1,600K
26 September, 2016	259 Deloraine Ave	Semi-Detached	3	2	4	\$945K	\$1,308K
27 September, 2016	12 Deloraine Ave	Detached	3	3	7	\$1,349K	\$1,374K
	53 Fairlawn Ave	Detached	3	2	8	\$1,199K	\$1,680K
	206 Glenforest Rd	Detached	4	4	21	\$2,639K	\$2,580K
	213 Fairlawn Ave	Detached	4	4	7	\$1,595K	\$1,806K
28 September, 2016	112 Glenforest Rd	Semi-Detached	3	4	8	\$1,489K	\$1,650K
	146 Snowdon Ave	Detached	4	5	46	\$2,699K	\$2,600K
30 September, 2016	175 Ranleigh Ave	Semi-Detached	2	2	3	\$828K	\$980K
1 October, 2016	189 Snowdon Ave	Semi-Detached	3	1	1	\$900K	\$1,124K
4 October, 2016	15 McNairn Ave	Detached	3	2	6	\$1,299K	\$1,580K
	27 Unsworth Ave	Semi-Detached	3	1	7	\$878K	\$981K
	30 Roslin Ave	Detached	3	3	6	\$1,450K	\$1,851K
8 October, 2016	74 Lawrence Ave W	Detached	3	2	3	\$1,059K	\$1,200K
11 October, 2016	242 Glenforest Rd	Semi-Detached	3	3	11	\$1,098K	\$1,350K
16 October, 2016	172A Lawrence Ave E	Semi-Detached	3	4	13	\$1,749K	\$1,735K
17 October, 2016	75 Fairlawn Ave	Detached	3	2	6	\$1,495K	\$1,857K

Data

Month, Day, Year of Sold Date	Address1	Property Type	Bedrooms	Washrooms	Days on the Market	List Price	Sold Price
17 October, 2016	81 Douglas Ave	Semi-Detached	3	2	19	\$1,318K	\$1,220K
	165 Cranbrooke Ave	Detached	3	4	6	\$1,695K	\$1,880K
	167 Glenforest Rd	Detached	4	4	5	\$1,699K	\$1,747K
	199 St Germain Ave	Detached	4	4	5	\$2,450K	\$2,800K
18 October, 2016	58 Unsworth Ave	Detached	2	2	8	\$989K	\$1,256K
	104 Douglas Ave	Semi-Detached	3	1	7	\$998K	\$1,200K
	172 St Germain Ave	Detached	4	5	29	\$2,718K	\$2,680K
21 October, 2016	136 Fairlawn Ave	Semi-Detached	3	1	4	\$898K	\$1,175K
	287 Old Orchard Grve	Detached	2	1	1	\$1,709K	\$1,698K
25 October, 2016	264 Glenforest Rd	Semi-Detached	3	4	6	\$1,399K	\$1,510K
	273 Glenforest Rd	Other	4	3	7	\$1,245K	\$1,300K
	275 Glenforest Rd	Other	4	3	7	\$1,245K	\$1,300K
27 October, 2016	7 Old Orchard Grve	Detached	3	2	1	\$1,475K	\$1,485K
1 November, 2016	181 Bedford Park Ave	Detached	3	5	7	\$1,695K	\$2,100K
	329 Brookdale Ave	Detached	3	2	8	\$1,300K	\$1,585K
3 November, 2016	274 Greer Rd	Detached	3	4	15	\$1,688K	\$1,650K
6 November, 2016	311 Cranbrooke Ave	Detached	3	2	0	\$1,560K	\$1,530K
7 November, 2016	191 Golfdale Rd	Detached	4	4	6	\$2,795K	\$3,106K
	310 Cranbrooke Ave	Detached	3	2	6	\$1,399K	\$1,500K
8 November, 2016	210 Melrose Ave	Semi-Detached	3	2	6	\$1,299K	\$1,312K
	264 Fairlawn Ave	Detached	4	4	6	\$2,388K	\$2,450K
9 November, 2016	24 St. Germain Ave	Detached	4	6	16	\$3,380K	\$3,345K
	54 Glen Echo Rd	Detached	2	2	30	\$1,650K	\$1,560K
11 November, 2016	212 Fairlawn Ave	Semi-Detached	3	1	1	\$1,099K	\$1,088K
15 November, 2016	26 Ardrossan Pl	Detached	4	3	7	\$1,595K	\$1,923K
16 November, 2016	192 Bedford Park Ave	Semi-Detached	3	3	2	\$999K	\$1,350K
21 November, 2016	141 Old Orchard Grve	Semi-Detached	4	3	7	\$1,189K	\$1,401K
5 December, 2016	178 Douglas Ave	Semi-Detached	2	2	6	\$979K	\$1,158K

Data

Month, Day, Year of Sold Date	Address1	Property Type	Bedrooms	Washrooms	Days on the Market	List Price	Sold Price
6 December, 2016	23 Joicey Blvd	Detached	4	4	7	\$1,779K	\$1,835K
9 December, 2016	147 Snowdon Ave	Detached	4	5	27	\$2,295K	\$2,222K
13 December, 2016	280 Woburn Ave	Detached	2	1	4	\$1,300K	\$1,260K
6 January, 2017	268 Deloraine Ave	Detached	2	1	63	\$1,698K	\$1,590K
10 January, 2017	231 Bedford Park Ave	Detached	4	5	25	\$1,895K	\$1,878K
19 January, 2017	503, 3130 Yonge St	Condo	2	2	3	\$598K	\$598K
23 January, 2017	361 Greer Rd	Detached	3	2	7	\$1,389K	\$1,805K
24 January, 2017	251 Deloraine Ave	Detached	4	4	14	\$2,189K	\$2,155K
31 January, 2017	111 Greer Rd	Semi-Detached	3	2	6	\$1,049K	\$1,080K
6 February, 2017	25 Douglas Ave	Detached	3	3	5	\$1,938K	\$1,918K
7 February, 2017	173 Wanless Ave	Detached	4	2	6	\$1,650K	\$1,976K
	293 Jedburgh Rd	Semi-Detached	3	3	6	\$1,529K	\$1,548K
10 February, 2017	182 Wanless Ave E	Detached	4	5	3	\$2,875K	\$2,875K
15 February, 2017	232 Deloraine Ave	Detached	3	4	83	\$2,500K	\$2,418K
17 February, 2017	85 Douglas Ave	Semi-Detached	3	2	4	\$1,039K	\$1,400K
22 February, 2017	39 Glenforest Rd	Detached	4	4	7	\$1,999K	\$2,428K
27 February, 2017	50 Ridley Blvd	Detached	4	5	6	\$2,499K	\$2,685K
	212 Woburn Ave	Semi-Detached	3	2	6	\$998K	\$1,401K
28 February, 2017	204 Cranbrooke Ave	Detached	3	4	7	\$1,895K	\$1,975K
2 March, 2017	112 Woburn Ave	Detached	4	6	2	\$2,648K	\$2,604K
3 March, 2017	136 Bowood Ave	Detached	4	4	2	\$2,399K	\$2,689K
7 March, 2017	96 Elm Rd	Detached	3	2	8	\$1,249K	\$1,700K
	132 Glengarry Ave	Detached	2	3	7	\$998K	\$1,623K
	226 Woburn Ave	Detached	3	1	6	\$1,149K	\$1,625K
8 March, 2017	24 Glenforest Rd	Semi-Detached	3	3	7	\$1,069K	\$1,150K
15 March, 2017	161 Glengarry Ave	Detached	4	4	7	\$2,399K	\$2,650K
27 March, 2017	195 Woburn Ave	Detached	4	4	6	\$1,595K	\$2,168K
	232 Glenforest Rd	Detached	4	4	8	\$2,395K	\$2,805K

Data

Month, Day, Year of Sold Date	Address1	Property Type	Bedrooms	Washrooms	Days on the Market	List Price	Sold Price
28 March, 2017	52 Unsworth Ave	Detached	2	1	7	\$999K	\$1,560K
	97 Bedford Park Ave	Detached	4	5	6	\$2,495K	\$2,760K
29 March, 2017	Ph709, 18 Wanless Ave	Condo	1	2	7	\$639K	\$778K
31 March, 2017	86 Deloraine Ave	Detached	3	2	8	\$1,688K	\$1,868K
	511, 18 Wanless Ave	Condo	1	1	11	\$399K	\$437K
3 April, 2017	120 Fairlawn Ave	Semi-Detached	4	4	8	\$1,299K	\$2,031K
	235 Glenforest Rd	Detached	4	5	6	\$2,299K	\$2,700K
	603, 3018 Yonge St	Condo	2	2	33	\$999K	\$950K
	803, 3018 Yonge St	Condo	2	2	47	\$998K	\$975K
4 April, 2017	76 Roslin Ave	Detached	4	4	8	\$2,195K	\$2,610K
	102 Wanless Ave	Detached	4	4	5	\$2,588K	\$2,880K
	137 Teddington Park Ave	Detached	3	2	108	\$6,895K	\$6,450K
6 April, 2017	32 St Germain Ave	Detached	4	5	23	\$2,848K	\$2,715K
7 April, 2017	285 Old Orchard Grve	Detached	3	4	7	\$2,648K	\$2,640K
10 April, 2017	164 Fairlawn Ave	Semi-Detached	3	2	5	\$1,099K	\$1,405K
	234 Golfdale Rd	Detached	4	2	7	\$2,495K	\$3,322K
11 April, 2017	119 Ronan Ave	Detached	3	3	7	\$1,595K	\$1,858K
12 April, 2017	203 Melrose Ave	Detached	3	2	7	\$1,649K	\$1,920K
	287 Old Orchard Grve	Detached	2	1	0	\$1,880K	\$1,880K
13 April, 2017	106, 481 Rosewell Ave	Condo	2	2	3	\$599K	\$599K
	303 Woburn Ave	Semi-Detached	3	3	7	\$1,588K	\$1,603K
15 April, 2017	182 Lawrence Ave W	Detached	2	2	11	\$1,000K	\$1,400K
16 April, 2017	44 Kappel Ave	Detached	4	3	19	\$2,188K	\$2,188K
17 April, 2017	211 Cranbrooke Ave	Detached	4	5	25	\$3,049K	\$2,960K
18 April, 2017	47 Kappel Ave	Detached	3	4	15	\$2,198K	\$2,150K
	61 Braeside Rd	Detached	3	4	14	\$1,710K	\$1,820K
24 April, 2017	33 McNairn Ave	Detached	3	2	5	\$1,389K	\$1,815K
	276 Fairlawn Ave	Semi-Detached	3	2	10	\$1,290K	\$1,688K

Data

Month, Day, Year of Sold Date	Address1	Property Type	Bedrooms	Washrooms	Days on the Market	List Price	Sold Price
25 April, 2017	230 Glenforest Rd	Detached	4	4	8	\$2,395K	\$2,712K
	315 Brookdale Ave	Detached	3	2	7	\$1,688K	\$1,917K
27 April, 2017	87 Bedford Park Ave	Detached	4	3	8	\$2,222K	\$2,500K
29 April, 2017	152 Roslin Ave	Detached	4	4	3	\$1,849K	\$1,975K
30 April, 2017	174 Old Orchard Grve	Detached	4	3	12	\$1,995K	\$1,900K
1 May, 2017	61 Bowood Ave	Detached	3	1	6	\$998K	\$1,402K
	230 Lawrence Ave E	Detached	4	5	5	\$1,989K	\$2,188K
2 May, 2017	378 Woburn Ave	Detached	3	3	7	\$1,149K	\$1,750K
3 May, 2017	111 Cranbrooke Ave	Detached	3	1	1	\$1,629K	\$1,680K
	147 Ronan Ave	Detached	3	4	8	\$1,629K	\$1,540K
	176 Roslin Ave	Detached	3	4	9	\$1,895K	\$2,000K
5 May, 2017	14 Langton Ave	Detached	3	1	2	\$1,698K	\$1,680K
	175 Hillhurst Blvd	Detached	5	4	10	\$2,795K	\$2,785K
8 May, 2017	192 Fairlawn Ave	Semi-Detached	4	2	7	\$1,188K	\$1,350K
11 May, 2017	198 Bedford Park Ave	Detached	3	4	7	\$1,749K	\$1,681K
13 May, 2017	117 Douglas Ave	Semi-Detached	3	3	3	\$1,259K	\$1,800K
	206 Craighurst Ave	Detached	4	2	5	\$1,395K	\$1,920K
15 May, 2017	65 Golfdale Rd	Detached	4	4	6	\$2,788K	\$3,225K
	75 Melrose Ave	Detached	3	2	7	\$1,628K	\$1,653K
	206 St Germain Ave	Semi-Detached	3	2	6	\$1,299K	\$1,506K
16 May, 2017	226 Golfdale Rd	Detached	4	3	8	\$2,698K	\$3,150K
17 May, 2017	94 Jedburgh Rd	Detached	3	2	6	\$1,295K	\$1,500K
	140 Wanless Ave	Detached	3	2	9	\$1,395K	\$1,500K
	207 Fairlawn Ave	Semi-Detached	3	3	7	\$1,350K	\$1,600K
	212 Glenforest Rd	Detached	4	4	14	\$2,395K	\$2,728K
24 May, 2017	146 Fairlawn Ave	Semi-Detached	3	2	20	\$1,350K	\$1,275K
	367 Deloraine Ave	Detached	4	4	26	\$1,995K	\$1,900K
26 May, 2017	137 Ranleigh Ave	Detached	5	6	29	\$3,060K	\$3,030K

Data

Month, Day, Year of Sold Date	Address1	Property Type	Bedrooms	Washrooms	Days on the Market	List Price	Sold Price
27 May, 2017	64 Snowdon Ave	Detached	4	1	3	\$1,299K	\$1,750K
29 May, 2017	40 Unsworth Ave	Semi-Detached	3	2	5	\$1,179K	\$1,362K
31 May, 2017	48 Melrose Ave	Detached	4	4	8	\$2,198K	\$2,100K
	1621 Mount Pleasant Rd	Detached	3	2	8	\$1,298K	\$1,560K
3 June, 2017	60 Glengarry Ave	Semi-Detached	3	2	4	\$1,425K	\$1,300K
5 June, 2017	61 Jedburgh Rd	Detached	3	2	27	\$1,449K	\$1,355K
	209 St Germain Ave	Detached	3	4	5	\$1,795K	\$2,170K
6 June, 2017	106, 55 Lorindale Ave	Condo	1	1	96	\$389K	\$431K
7 June, 2017	46 Kappel Ave	Detached	2	2	20	\$1,849K	\$1,835K
	64 Fairlawn Ave	Detached	3	2	15	\$1,749K	\$1,710K
8 June, 2017	39 Melrose Ave	Detached	3	3	1	\$1,689K	\$1,680K
	184 St Germain Ave	Detached	4	4	1	\$2,495K	\$2,495K
9 June, 2017	56 Mcnairn Ave	Other	4	2	9	\$1,249K	\$1,265K
13 June, 2017	1532 Mount Pleasant Rd	Detached	3	4	13	\$1,389K	\$1,650K
16 June, 2017	47 Wanless Ave	Detached	4	2	3	\$1,695K	\$1,696K
	291 Glenforest Rd	Other	5	3	23	\$1,448K	\$1,400K
17 June, 2017	17 Ranleigh Ave	Semi-Detached	3	2	15	\$1,199K	\$1,100K
19 June, 2017	127 St Germain Ave	Detached	3	2	27	\$1,489K	\$1,481K
20 June, 2017	279 Brookdale Ave	Semi-Detached	3	2	6	\$1,299K	\$1,450K
22 June, 2017	92 Dinnick Cres	Detached	4	1	15	\$2,790K	\$2,600K
	370 Elm Rd	Detached	4	4	1	\$2,395K	\$2,325K
23 June, 2017	212 Ronan Ave	Semi-Detached	3	3	18	\$1,198K	\$1,198K
25 June, 2017	148 Fairlawn Ave	Semi-Detached	3	3	3	\$1,249K	\$1,249K
26 June, 2017	133 Woburn Ave	Detached	4	4	25	\$2,498K	\$2,313K
27 June, 2017	25 Leith Pl	Detached	3	2	5	\$1,599K	\$1,750K
28 June, 2017	30 Brookdale Ave	Detached	3	2	48	\$1,749K	\$1,650K
29 June, 2017	90 Douglas Ave	Semi-Detached	3	2	22	\$1,325K	\$1,285K
30 June, 2017	108 Brookdale Ave	Detached	3	2	24	\$1,895K	\$1,800K

Data

Month, Day, Year of Sold Date	Address1	Property Type	Bedrooms	Washrooms	Days on the Market	List Price	Sold Price
1 July, 2017	167 Old Orchard Grve	Detached	3	1	33	\$1,579K	\$1,530K
5 July, 2017	211 Old Orchard Grve	Detached	3	2	7	\$1,295K	\$1,210K
6 July, 2017	91 Glengarry Ave	Detached	4	4	55	\$2,888K	\$2,720K
10 July, 2017	81 Bedford Park Ave	Detached	4	5	21	\$2,648K	\$2,530K
14 July, 2017	116 Glengarry Ave	Detached	3	4	2	\$1,850K	\$1,850K
18 July, 2017	57 Jedburgh Rd	Detached	4	3	7	\$1,399K	\$1,670K
27 July, 2017	45 Roslin Ave	Semi-Detached	3	1	22	\$998K	\$975K
	149 Ronan Ave	Detached	4	5	44	\$2,859K	\$2,825K
31 July, 2017	208, 3130 Yonge St	Condo	1	1	39	\$449K	\$435K
	256 Bedford Park Ave	Detached	3	2	6	\$1,049K	\$1,480K
2 August, 2017	114 Douglas Ave	Semi-Detached	3	2	7	\$1,289K	\$1,259K
5 August, 2017	223 Woburn Ave	Semi-Detached	3	2	2	\$998K	\$1,133K
8 August, 2017	23 Mcnairn Ave	Detached	3	2	13	\$1,719K	\$1,680K
	401, 3130 Yonge St	Condo	1	1	13	\$449K	\$445K
11 August, 2017	17 Yonge Blvd	Detached	8	6	52	\$2,439K	\$2,356K
	304, 451 Rosewell Ave	Condo	1	1	9	\$400K	\$460K
12 August, 2017	279 Cranbrooke Ave	Detached	3	4	5	\$2,000K	\$1,995K
14 August, 2017	314 St Germain Ave	Detached	3	2	6	\$895K	\$1,528K
15 August, 2017	277 Bedford Park Ave	Detached	3	4	5	\$1,500K	\$1,731K
17 August, 2017	252 Woburn Ave	Detached	3	2	9	\$999K	\$1,231K
20 August, 2017	126 Riverview Dr	Detached	3	6	3	\$2,495K	\$2,850K
21 August, 2017	15 Bocastle Ave	Detached	3	2	6	\$998K	\$1,400K
22 August, 2017	40 Snowdon Ave	Detached	5	3	6	\$1,499K	\$1,748K
25 August, 2017	75 Jedburgh Rd	Semi-Detached	3	4	2	\$1,649K	\$1,770K
28 August, 2017	285 Brookdale Ave	Semi-Detached	3	2	2	\$1,379K	\$1,370K
29 August, 2017	92 Bedford Park Ave	Semi-Detached	3	3	7	\$995K	\$1,295K
1 September, 2017	183 Glengarry Ave	Detached	2	1	15	\$1,480K	\$1,450K
	1562 Mount Pleasant Rd	Detached	3	2	24	\$1,235K	\$1,182K

Data

Month, Day, Year of Sold Date	Address1	Property Type	Bedrooms	Washrooms	Days on the Market	List Price	Sold Price
4 September, 2017	142 Ranleigh Ave	Detached	4	4	60	\$2,900K	\$2,785K
8 September, 2017	31 Old Orchard Grve	Detached	4	3	2	\$1,829K	\$1,863K
14 September, 2017	245 Melrose Ave	Detached	3	2	9	\$1,350K	\$1,467K
16 September, 2017	2 Doncliffe Dr	Semi-Detached	3	4	4	\$1,895K	\$1,873K
18 September, 2017	194 Fairlawn Ave	Semi-Detached	3	2	6	\$1,095K	\$1,150K
	377 Elm Rd	Detached	3	4	0	\$1,625K	\$1,625K
19 September, 2017	23 Haddon St	Detached	3	3	5	\$1,695K	\$1,655K
27 September, 2017	63 Fairlawn Ave	Detached	3	2	1	\$1,749K	\$1,700K
29 September, 2017	329 Cranbrooke Ave	Detached	3	4	87	\$2,550K	\$2,480K
1 October, 2017	188 Fairlawn Ave	Semi-Detached	3	3	11	\$1,349K	\$1,365K
3 October, 2017	226 Lawrence Ave W	Detached	2	3	22	\$1,900K	\$1,755K
4 October, 2017	294 Bedford Park Ave	Detached	4	4	7	\$1,795K	\$1,910K
6 October, 2017	270 Deloraine Ave	Semi-Detached	3	2	31	\$1,380K	\$1,265K
9 October, 2017	128 Lawrence Ave E	Detached	4	3	6	\$1,388K	\$1,320K
10 October, 2017	116 Cranbrooke Ave	Detached	3	4	7	\$1,649K	\$1,618K
	176 Fairlawn Ave	Semi-Detached	3	2	11	\$995K	\$1,055K
	182 Roe Ave	Detached	3	4	7	\$1,899K	\$2,125K
12 October, 2017	20 Cranbrooke Ave	Detached	3	1	9	\$1,399K	\$1,387K
	3018 Yonge St	Other	0	0	99	\$50K	\$45K
14 October, 2017	33 Bedford Park Ave	Semi-Detached	3	3	12	\$1,389K	\$1,389K
16 October, 2017	194 Lawrence Ave W	Detached	2	2	126	\$890K	\$862K
18 October, 2017	57 Unsworth Ave	Semi-Detached	3	2	0	\$1,275K	\$1,250K
	177 Teddington Park Ave	Detached	6	7	14	\$7,750K	\$7,425K
19 October, 2017	28 McNairn Ave	Detached	3	3	9	\$1,698K	\$1,716K
	168 Glenforest Rd	Detached	3	3	7	\$1,599K	\$1,550K
24 October, 2017	272 Glenforest Rd	Other	4	4	134	\$1,395K	\$1,317K
26 October, 2017	370 Woburn Ave	Detached	2	1	17	\$1,299K	\$1,200K
27 October, 2017	408, 18 Wanless Ave	Condo	1	2	30	\$575K	\$559K

Data

Month, Day, Year of Sold Date	Address1	Property Type	Bedrooms	Washrooms	Days on the Market	List Price	Sold Price
28 October, 2017	226 Douglas Ave	Detached	5	5	30	\$2,600K	\$2,490K
30 October, 2017	617, 3018 Yonge St	Condo	1	1	14	\$637K	\$637K
5 November, 2017	319 Fairlawn Ave	Detached	3	2	5	\$1,680K	\$1,660K
6 November, 2017	151 Snowdon Ave	Detached	2	3	5	\$1,849K	\$1,891K
7 November, 2017	176 Cranbrooke Ave	Detached	3	2	1	\$1,495K	\$1,530K
8 November, 2017	388 Woburn Ave	Detached	2	1	15	\$1,299K	\$1,200K
10 November, 2017	81 Braeside Rd	Detached	3	4	44	\$2,195K	\$2,195K
12 November, 2017	45 Bowood Ave	Detached	3	3	4	\$1,699K	\$1,775K
	243 Brookdale Ave	Detached	3	2	6	\$1,550K	\$1,500K
14 November, 2017	136 Lawrence Ave E	Detached	3	2	9	\$1,368K	\$1,372K
15 November, 2017	62 Unsworth Ave	Detached	2	2	12	\$999K	\$1,255K
17 November, 2017	76 Brookdale Ave	Detached	3	2	15	\$1,600K	\$1,550K
18 November, 2017	236 Lawrence Ave E	Detached	4	5	19	\$2,980K	\$2,780K
	335 Woburn Ave	Detached	3	2	12	\$1,699K	\$1,700K
20 November, 2017	217 Glengarry Ave	Other	8	3	10	\$1,650K	\$1,630K
22 November, 2017	232 Melrose Ave	Semi-Detached	3	2	0	\$1,259K	\$1,350K
28 November, 2017	322 Deloraine Ave	Semi-Detached	3	2	7	\$1,250K	\$1,311K
29 November, 2017	173 Roslin Ave	Detached	4	4	9	\$2,499K	\$2,475K
1 December, 2017	31 Glen Echo Rd	Detached	4	4	37	\$2,799K	\$2,700K
5 December, 2017	326 St Germain Ave	Semi-Detached	3	2	13	\$1,400K	\$1,364K
8 December, 2017	189 Snowdon Ave	Semi-Detached	3	1	3	\$1,139K	\$1,125K
15 December, 2017	130 Wanless Ave	Detached	4	4	7	\$2,395K	\$2,375K
18 December, 2017	328 Deloraine Ave	Detached	3	2	7	\$995K	\$1,417K
9 January, 2018	187 Brookdale Ave	Semi-Detached	3	2	46	\$1,199K	\$1,150K
12 January, 2018	230 Melrose Ave	Semi-Detached	3	1	37	\$1,199K	\$1,100K
19 January, 2018	18 Roslin Ave	Semi-Detached	3	2	8	\$1,379K	\$1,355K
13 February, 2018	73 Snowdon Ave	Detached	3	2	6	\$1,599K	\$1,639K
14 February, 2018	40 Elm Rd	Semi-Detached	3	2	20	\$998K	\$995K

Data

Month, Day, Year of Sold Date	Address1	Property Type	Bedrooms	Washrooms	Days on the Market	List Price	Sold Price
25 February, 2018	20 Mcnairn Ave	Detached	3	2	4	\$1,599K	\$1,650K
26 February, 2018	151 Roe Ave	Detached	3	4	6	\$995K	\$1,650K
	161 Old Orchard Grve	Detached	4	4	48	\$2,499K	\$2,390K
27 February, 2018	215 Ronan Ave	Detached	2	1	7	\$899K	\$925K
1 March, 2018	1 Ronan Ave	Detached	3	3	7	\$998K	\$1,250K
	62 Lawrence Ave W	Detached	3	2	1	\$1,429K	\$1,350K
6 March, 2018	334 Cranbrooke Ave	Detached	3	4	8	\$1,680K	\$1,903K
7 March, 2018	110 Roslin Ave	Detached	3	3	2	\$1,795K	\$1,750K
13 March, 2018	81 St Germain Ave	Detached	4	2	4	\$1,399K	\$1,868K
15 March, 2018	218 Lawrence Ave W	Detached	2	2	19	\$1,123K	\$1,080K
19 March, 2018	27 Unsworth Ave	Semi-Detached	3	4	3	\$1,600K	\$1,590K
	297 St Germain Ave	Detached	3	4	7	\$1,599K	\$1,927K
24 March, 2018	125 Snowdon Ave	Detached	3	2	5	\$1,598K	\$1,715K
28 March, 2018	14 Ronan Ave	Detached	3	2	8	\$1,599K	\$1,640K
	150 Snowdon Ave	Detached	4	5	8	\$2,888K	\$2,878K
	188 Lawrence Ave E	Detached	4	2	7	\$998K	\$1,470K
29 March, 2018	83 Cranbrooke Ave	Detached	3	2	6	\$1,398K	\$1,600K