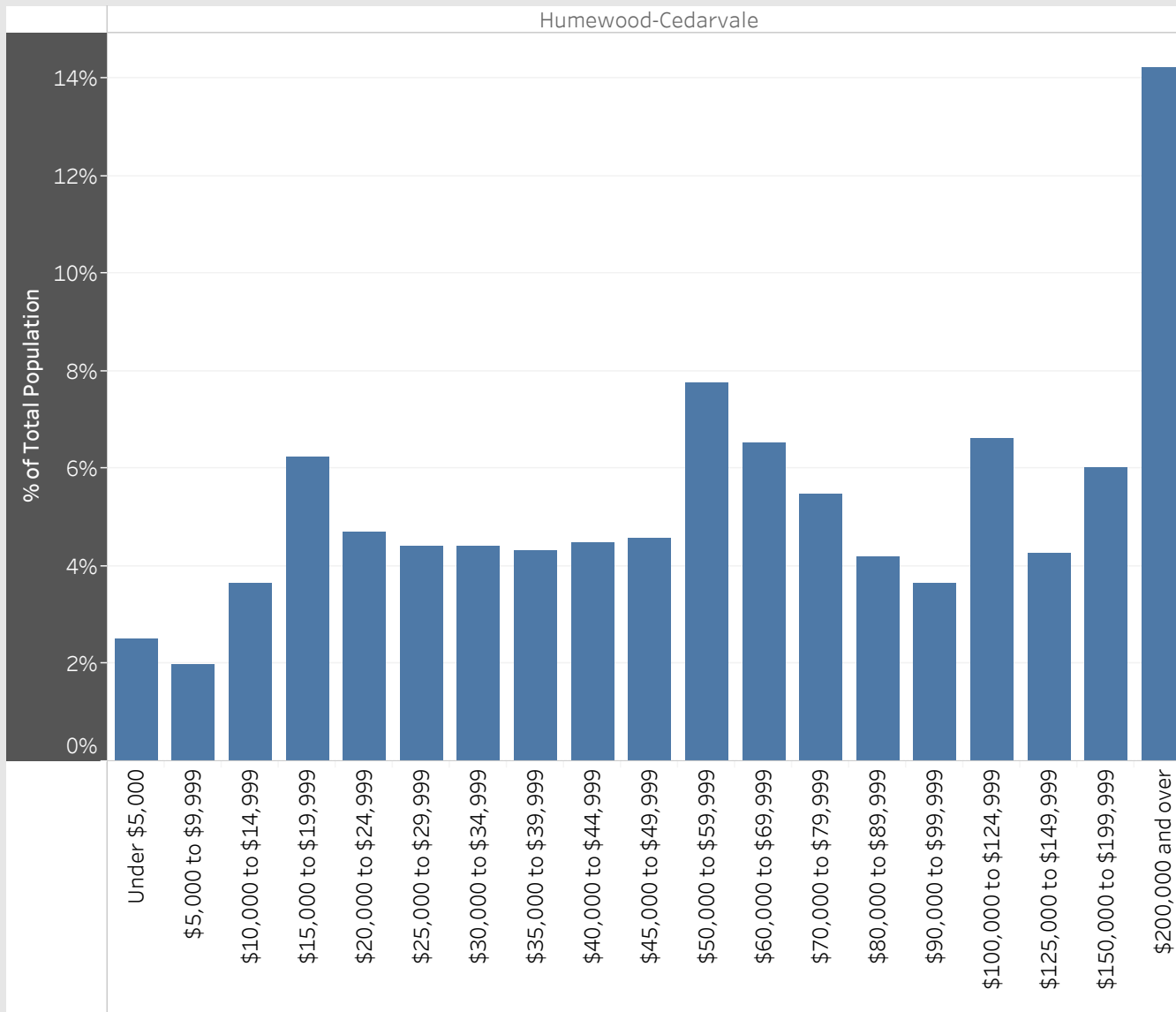


Humewood-Cedarvale
Neighbourhood Breakdown
July 1st, 2015 - March 31st, 2018

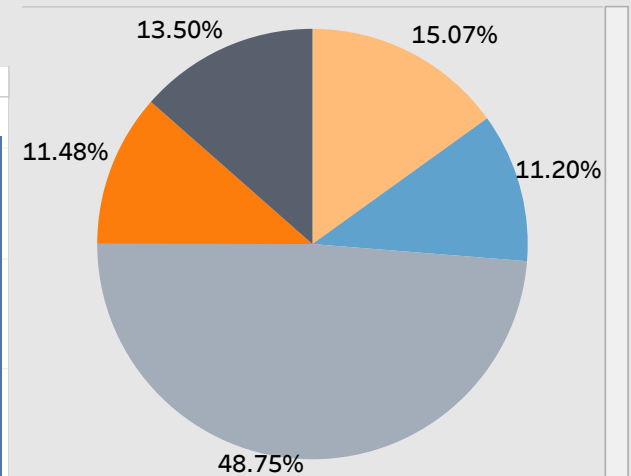


2016 StatsCan Data

Household Income in Humewood-Cedarvale



Age



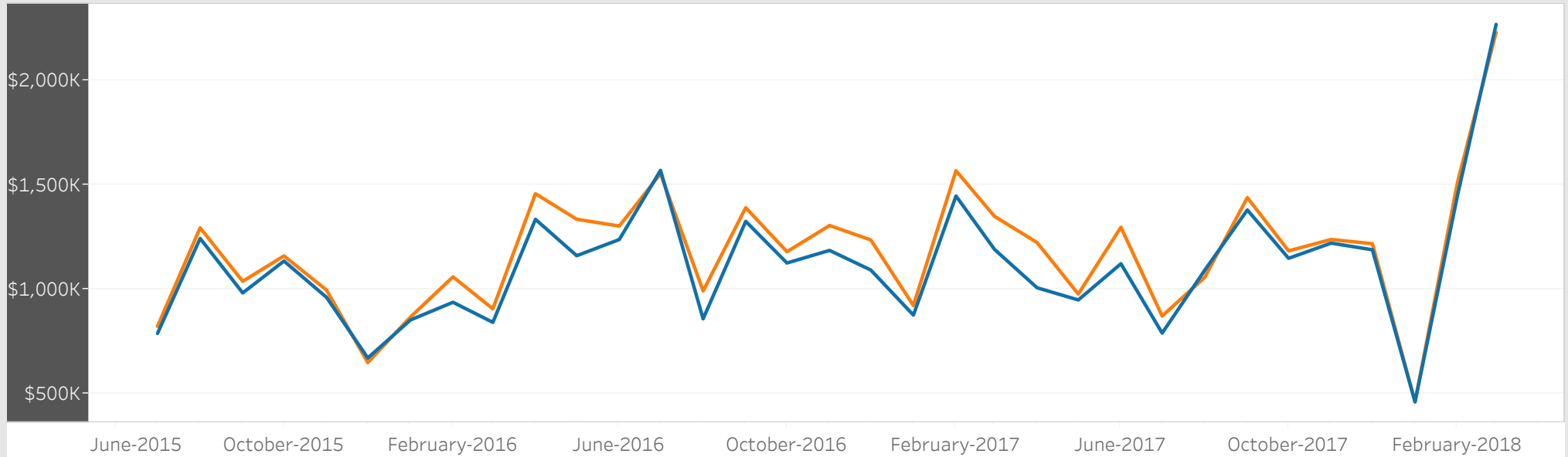
- Children (0-14 years)
- Youth (15-24 years)
- Working Age (25-54 years)
- Pre-retirement (55-64 years)
- Seniors (65+ years)

Visible Minorities

Not a visible minority	71.18%
Filipino	10.09%
Black	4.99%
Latin American	3.73%
South Asian	2.25%
Chinese	2.07%
Multiple visible minorities	1.41%
Korean	1.05%
Japanese	0.84%
Arab	0.81%
Visible minority; n.i.e.	0.63%
Southeast Asian	0.56%
West Asian	0.39%

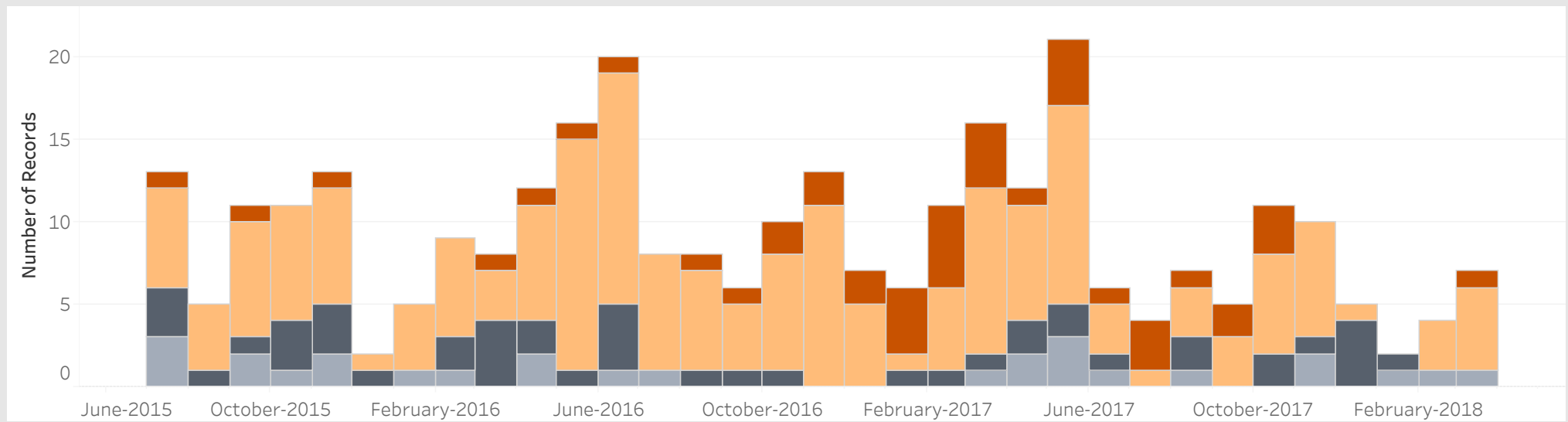
Average Sold Price vs. Average Ask Price in Humewood-Cedarvale

■ Avg. List Price ■ Avg. Sold Price



Properties Sold in Humewood-Cedarvale by Month

■ Condo ■ Detached ■ Semi-Detached ■ Other



Data

Month, Day, Year of Sold Date	Address1	Property Type	Bedrooms	Washrooms	Days on the Market	List Price	Sold Price
1 July, 2015	125 Winnett Ave, Toronto	Detached	2	1	9	\$599K	\$711K
5 July, 2015	36 Kenwood Ave, Toronto	Detached	3	2	12	\$799K	\$855K
6 July, 2015	7, 1646 Bathurst St, Toronto	Other	1	1	78	\$201K	\$195K
	53 Westover Hill Rd, Toronto	Detached	2	2	47	\$899K	\$889K
8 July, 2015	306 Vaughan Rd, Toronto	Semi-Detached	3	2	7	\$496K	\$630K
9 July, 2015	2 Humewood Dr, Toronto	Other	8	4	1	\$1,900K	\$1,950K
12 July, 2015	209 Raglan Ave, Toronto	Detached	3	3	40	\$1,449K	\$1,430K
15 July, 2015	19 Barrie Ave, Toronto	Semi-Detached	3	2	8	\$750K	\$750K
16 July, 2015	22 Barrie Ave, Toronto	Semi-Detached	3	2	2	\$749K	\$926K
	395 Arlington Ave, Toronto	Detached	4	3	18	\$699K	\$707K
21 July, 2015	20 Belvidere Ave, Toronto	Detached	4	3	16	\$1,069K	\$1,025K
26 July, 2015	1109, 530 St Clair Ave, Toronto	Condo	2	1	31	\$419K	\$409K
28 July, 2015	#2, 1648 Bathurst St, Toronto	Other	1	1	9	\$203K	\$197K
4 August, 2015	329 Vaughan Rd, Toronto	Semi-Detached	4	3	10	\$600K	\$655K
5 August, 2015	216 Strathearn Rd, Toronto	Detached	3	3	22	\$1,299K	\$1,240K
11 August, 2015	177 Glen Cedar Rd, Toronto	Detached	4	4	2	\$1,449K	\$1,750K
15 August, 2015	47 Warwick Ave, Toronto	Detached	4	5	27	\$2,100K	\$1,975K
20 August, 2015	248 Atlas Ave, Toronto	Detached	3	2	3	\$759K	\$840K
17 September, 2015	2 Graham Gdns, Toronto	Detached	3	3	3	\$900K	\$925K
20 September, 2015	177 Arlington Ave, Toronto	Detached	3	2	6	\$749K	\$885K
	230 Wychwood Ave, Toronto	Detached	3	3	5	\$1,449K	\$1,550K
21 September, 2015	7 Windley Ave, Toronto	Detached	3	2	7	\$1,299K	\$1,500K
23 September, 2015	116 Ava Rd, Toronto	Detached	4	4	7	\$1,719K	\$1,903K
	308, 114 Vaughan Rd, Toronto	Other	2	1	41	\$200K	\$194K
24 September, 2015	96 Pinewood Ave, Toronto	Semi-Detached	3	2	10	\$600K	\$625K
27 September, 2015	175 Dewbourne Ave, Toronto	Detached	4	4	20	\$2,250K	\$2,200K
28 September, 2015	2, 7 Warwick Ave, Toronto	Other	2	1	22	\$369K	\$378K
	148 Pinewood Ave, Toronto	Detached	3	2	8	\$888K	\$880K

Data

Month, Day, Year of Sold Date	Address1	Property Type	Bedrooms	Washrooms	Days on the Market	List Price	Sold Price
29 September, 2015	1009, 500 St Clair Ave, Toronto	Condo	2	1	37	\$365K	\$358K
4 October, 2015	11 Heathdale Rd, Toronto	Detached	3	4	25	\$1,649K	\$1,595K
	253 Wychwood Ave, Toronto	Semi-Detached	2	2	6	\$799K	\$925K
5 October, 2015	7 Louise Ave, Toronto	Detached	4	4	7	\$1,079K	\$1,200K
6 October, 2015	189 Glen Cedar Rd, Toronto	Detached	3	2	7	\$1,095K	\$1,145K
19 October, 2015	17&17A Humewood Dr, Toronto	Other	9	8	50	\$2,998K	\$2,900K
	48 Camberwell Rd, Toronto	Detached	3	3	6	\$1,219K	\$1,250K
	108 Pinewood Ave, Toronto	Semi-Detached	3	1	5	\$780K	\$859K
20 October, 2015	8 Falwyn Ave, Toronto	Semi-Detached	3	1	8	\$699K	\$763K
28 October, 2015	18 Hursting Ave, Toronto	Detached	3	2	15	\$859K	\$825K
	20 Hursting Ave, Toronto	Detached	4	2	10	\$599K	\$585K
	491 Winnett Ave, Toronto	Detached	2	1	10	\$689K	\$689K
4 November, 2015	90 Winnett Ave, Toronto	Semi-Detached	3	3	36	\$795K	\$780K
	419 Vaughan Ave, Toronto	Other	3	3	10	\$730K	\$690K
	1301, 530 St Clair Ave, Toronto	Condo	2	1	80	\$394K	\$390K
9 November, 2015	4, 1646 Bathurst St, Toronto	Other	1	1	34	\$139K	\$122K
	255 Wychwood Ave, Toronto	Detached	3	3	8	\$1,049K	\$1,045K
11 November, 2015	101 Everden Rd, Toronto	Detached	3	2	8	\$989K	\$1,059K
12 November, 2015	242 Winona Dr, Toronto	Detached	4	3		\$1,075K	\$1,050K
	665 Winona Dr, Toronto	Detached	2	2	16	\$698K	\$698K
17 November, 2015	18 Heathdale Rd, Toronto	Detached	4	4	8	\$1,699K	\$1,900K
	195 Arlington Ave, Toronto	Semi-Detached	4	2	9	\$869K	\$951K
18 November, 2015	145 Humewood Dr, Toronto	Detached	2	1	34	\$750K	\$811K
28 November, 2015	45 Camberwell Rd, Toronto	Detached	4	6	4	\$2,495K	\$2,519K
30 November, 2015	218 Arlington Ave, Toronto	Semi-Detached	3	2	7	\$789K	\$912K
4 December, 2015	88 Maplewood Ave, Toronto	Detached	3	2	44	\$749K	\$720K
21 December, 2015	261 Arlington Ave, Toronto	Semi-Detached	3	1	19	\$590K	\$575K
19 January, 2016	39 Crang Ave, Toronto	Detached	4	4	15	\$1,249K	\$1,237K

Data

Month, Day, Year of Sold Date	Address1	Property Type	Bedrooms	Washrooms	Days on the Market	List Price	Sold Price
19 January, 2016	72 Cherrywood Ave, Toronto	Detached	3	3		\$1,299K	\$1,351K
21 January, 2016	504 Rushton Rd	Detached	2	2	8	\$800K	\$800K
25 January, 2016	3, 9 Warwick Ave	Other	2	1	68	\$339K	\$337K
27 January, 2016	495 Winona Dr	Detached	2	2	8	\$569K	\$601K
3 February, 2016	163 Arlington Ave	Detached	4	2	8	\$950K	\$1,081K
5 February, 2016	485 Rushton Rd	Detached	4	3	1	\$1,325K	\$1,325K
9 February, 2016	26 Rostrevor Rd	Detached	3	3	7	\$1,049K	\$1,112K
10 February, 2016	176 Wychwood Ave	Detached	4	5	8	\$1,775K	\$2,105K
11 February, 2016	522 Arlington Ave	Detached	1	1	1	\$749K	\$869K
13 February, 2016	15, 1648 Bathurst St	Other	0	1	4	\$132K	\$126K
22 February, 2016	373 Winnett Ave	Detached	2	2	6	\$699K	\$800K
24 February, 2016	25 Louise Ave	Semi-Detached	3	2	2	\$750K	\$850K
26 February, 2016	203B Raglan Ave	Semi-Detached	3	4	3	\$995K	\$1,251K
1 March, 2016	208, 35 Raglan Ave	Condo	2	1	12	\$400K	\$395K
3 March, 2016	7 Atlas Ave	Semi-Detached	3	2	3	\$689K	\$801K
4 March, 2016	108 Maplewood Ave	Semi-Detached	3	2	3	\$779K	\$900K
7 March, 2016	102 Atlas Ave	Detached	3	3	6	\$1,169K	\$1,350K
12 March, 2016	311 Arlington Ave	Semi-Detached	3	2	38	\$879K	\$850K
15 March, 2016	6 Normanna Ave	Semi-Detached	3	1	7	\$749K	\$770K
27 March, 2016	44 Crang Ave	Detached	4	4	30	\$1,475K	\$1,460K
30 March, 2016	193 Atlas Ave	Detached	2	2	13	\$579K	\$710K
6 April, 2016	27 Heathdale Rd	Detached	4	5	10	\$1,800K	\$2,100K
10 April, 2016	53 Pinewood Ave	Detached	5	5	11	\$2,179K	\$2,100K
14 April, 2016	667 Winona Dr	Detached	2	2	9	\$659K	\$780K
19 April, 2016	97 Winnett Ave	Semi-Detached	3	2	7	\$749K	\$910K
20 April, 2016	59 Claxton Blvd	Semi-Detached	4	3	8	\$1,069K	\$1,291K
22 April, 2016	11 Durham Ave	Detached	5	5	3	\$1,650K	\$1,750K
24 April, 2016	56 Claxton Blvd	Detached	4	2	19	\$1,599K	\$1,560K

Data

Month, Day, Year of Sold Date	Address1	Property Type	Bedrooms	Washrooms	Days on the Market	List Price	Sold Price
25 April, 2016	620 Rushton Rd	Detached	3	2	8	\$1,095K	\$1,095K
	Ph2, 530 St Clair Ave W	Condo	2	2	81	\$699K	\$675K
27 April, 2016	428 Arlington Ave	Other	6	3	7	\$1,099K	\$1,250K
28 April, 2016	18 Humewood Gdns	Other	4	3	7	\$1,500K	\$1,818K
	105 Dewbourne Ave	Detached	4	4	3	\$1,895K	\$2,135K
2 May, 2016	57 Kenwood Ave	Semi-Detached	3	2	7	\$750K	\$950K
3 May, 2016	2B Croydon Rd	Detached	3	4	58	\$1,100K	\$1,090K
	265 Vaughan Rd	Detached	3	1	8	\$589K	\$772K
5 May, 2016	633 Rushton Rd	Detached	2	2	0	\$953K	\$950K
7 May, 2016	173 Strathearn Rd	Detached	4	4	3	\$1,849K	\$2,008K
9 May, 2016	18 Peveril Hill N	Detached	4	3	6	\$1,249K	\$1,314K
	32 Peveril Hill North	Detached	5	5	5	\$1,249K	\$1,460K
10 May, 2016	23 Flanders Rd	Detached	3	2	7	\$1,050K	\$1,253K
	37 Gloucester Grve	Detached	3	1	7	\$1,099K	\$1,365K
11 May, 2016	902, 530 St Clair Ave W	Condo	2	2	7	\$564K	\$564K
12 May, 2016	11 Pinewood Ave	Detached	6	6	8	\$1,499K	\$2,200K
13 May, 2016	230 Atlas Ave	Detached	3	3	3	\$899K	\$1,200K
16 May, 2016	62 Gloucester Grve	Detached	4	4	6	\$1,895K	\$1,880K
17 May, 2016	119 1/2 Maplewood Ave	Detached	3	1	7	\$1,050K	\$1,300K
26 May, 2016	7 Windley Ave	Detached	3	3	7	\$1,575K	\$1,690K
30 May, 2016	550 Rushton Rd	Detached	3	2	0	\$1,169K	\$1,335K
1 June, 2016	160 Pinewood Ave	Detached	3	3	9	\$1,098K	\$1,025K
	284 Wychwood Ave	Semi-Detached	3	2	2	\$789K	\$975K
2 June, 2016	14 Raglan Ave	Semi-Detached	3	3	8	\$889K	\$935K
4 June, 2016	301 Wychwood Ave	Detached	2	2	0	\$949K	\$1,000K
8 June, 2016	40 Strathearn Rd	Detached	4	4	30	\$2,649K	\$2,600K
	239 Oakwood Ave	Semi-Detached	3	2	9	\$659K	\$735K
13 June, 2016	14 Windley Ave	Detached	5	6	7	\$2,888K	\$2,780K

Data

Month, Day, Year of Sold Date	Address1	Property Type	Bedrooms	Washrooms	Days on the Market	List Price	Sold Price
13 June, 2016	202 Arlington Ave	Semi-Detached	3	2	5	\$769K	\$927K
14 June, 2016	322 Rushton Rd	Detached	6	6	8	\$1,599K	\$1,660K
	326 Vaughan Rd	Detached	3	2	7	\$699K	\$788K
16 June, 2016	147 Winnett Ave	Detached	2	1	2	\$742K	\$742K
	317 Rushton Rd	Detached	5	5	2	\$1,649K	\$2,000K
21 June, 2016	8 Dundurn Cres	Detached	3	2	8	\$899K	\$1,025K
	22 Humewood Dr	Detached	5	5	6	\$1,799K	\$1,930K
22 June, 2016	11 Humewood Dr	Detached	4	2	8	\$799K	\$1,000K
	503, 530 St Clair Ave W	Condo	2	2	9	\$499K	\$495K
23 June, 2016	219 Winnett Ave	Other	4	3	64	\$1,099K	\$1,100K
24 June, 2016	192 Pinewood Ave	Detached	4	2	8	\$1,649K	\$1,550K
28 June, 2016	539 Arlington Ave	Detached	3	3	5	\$1,350K	\$1,375K
30 June, 2016	54 Claxton Blvd	Detached	3	2	10	\$1,249K	\$1,368K
5 July, 2016	6 Dundurn Cres	Detached	3	2	7	\$779K	\$825K
10 July, 2016	61 Atlas Ave	Detached	3	4	40	\$1,460K	\$1,382K
	73 Heathdale Rd	Detached	3	5	27	\$2,795K	\$2,600K
15 July, 2016	53 Claxton Blvd	Other	5	3	43	\$1,289K	\$1,220K
	55-57 Humewood Dr	Detached	9	5	44	\$1,985K	\$2,300K
21 July, 2016	222 Atlas Ave N	Detached	3	2	8	\$1,070K	\$1,015K
27 July, 2016	28 Camberwell Rd	Detached	3	4	13	\$2,000K	\$2,000K
	203 Atlas Ave	Detached	4	4	15	\$1,159K	\$1,068K
4 August, 2016	215 Strathearn Rd	Detached	3	2	0	\$1,550K	\$1,550K
10 August, 2016	36 Atlas Ave	Semi-Detached	4	2	8	\$799K	\$910K
11 August, 2016	38 Kenwood Ave	Detached	3	2	2	\$899K	\$1,258K
12 August, 2016	569 Arlington Ave	Detached	1	2	8	\$900K	\$1,036K
23 August, 2016	237 Winnett Ave	Detached	3	3	11	\$749K	\$1,100K
	1603, 530 St Clair Ave	Condo	2	2	12	\$529K	\$519K
30 August, 2016	185 Atlas Ave	Detached	2	2	7	\$529K	\$650K

Data

Month, Day, Year of Sold Date	Address1	Property Type	Bedrooms	Washrooms	Days on the Market	List Price	Sold Price
30 August, 2016	209 Atlas Ave	Detached	3	2	14	\$899K	\$900K
17 September, 2016	9 Claxton Blvd	Detached	4	3	8	\$1,400K	\$1,515K
20 September, 2016	324 Rushton Rd	Detached	5	3	7	\$1,799K	\$1,850K
21 September, 2016	24 Glen Cedar Rd	Detached	4	4	2	\$2,595K	\$2,595K
26 September, 2016	140 Kenwood Ave	Detached	3	3	6	\$899K	\$1,050K
	1003, 530 St. Clair Ave W	Condo	2	2	12	\$527K	\$520K
29 September, 2016	36 Valewood Ave	Semi-Detached	2	2	3	\$719K	\$800K
5 October, 2016	146 Everden Rd	Detached	3	2	8	\$1,049K	\$1,300K
14 October, 2016	201, 35 Raglan Ave	Condo	2	1	11	\$380K	\$370K
15 October, 2016	103, 35 Raglan Ave	Condo	2	1	16	\$400K	\$400K
17 October, 2016	20 Hursting Ave	Detached	4	4	6	\$1,369K	\$1,560K
18 October, 2016	201 Atlas Ave	Detached	3	5	1	\$1,699K	\$1,663K
19 October, 2016	126 Ava Rd	Detached	5	3	29	\$2,299K	\$2,125K
	199 Winnett Ave	Detached	3	2	6	\$699K	\$700K
28 October, 2016	35 Crang Ave	Detached	4	3	15	\$1,299K	\$1,290K
30 October, 2016	1B Heathdale Rd	Semi-Detached	3	4	4	\$895K	\$1,050K
31 October, 2016	225 Atlas Ave	Detached	3	4	6	\$1,150K	\$1,320K
1 November, 2016	44 Gloucester Grve	Detached	3	2	7	\$999K	\$1,273K
2 November, 2016	1109, 530 St Clair Ave W	Condo	1	1	0	\$449K	\$450K
8 November, 2016	35 Menin Rd	Detached	4	3	6	\$1,849K	\$1,920K
	214 Winona Dr	Detached	3	4	41	\$1,300K	\$1,250K
9 November, 2016	5 Humewood Dr	Detached	3	3	7	\$995K	\$1,350K
11 November, 2016	20 Durham Ave	Detached	2	2	3	\$799K	\$960K
	47 Bude St	Detached	2	2	60	\$700K	\$685K
12 November, 2016	96 Chiltern Hill Rd	Detached	4	4	16	\$2,495K	\$2,348K
14 November, 2016	143 Atlas Ave	Detached	3	3	7	\$789K	\$822K
17 November, 2016	27 Crang Ave	Detached	4	3	2	\$900K	\$1,050K
19 November, 2016	107 Ava Rd	Detached	5	6	2	\$2,749K	\$2,755K

Data

Month, Day, Year of Sold Date	Address1	Property Type	Bedrooms	Washrooms	Days on the Market	List Price	Sold Price
22 November, 2016	7 Menin Rd	Detached	4	3	5	\$1,030K	\$1,743K
30 November, 2016	204, 35 Raglan Ave	Condo	2	1	30	\$340K	\$335K
1 December, 2016	181 Dewbourne Ave	Detached	4	4	1	\$2,195K	\$2,325K
2 December, 2016	1503, 530 St Clair Ave W	Condo	2	2	23	\$529K	\$520K
4 December, 2016	20 Mulberry Cres	Detached	3	4	12	\$1,299K	\$1,280K
8 December, 2016	249 Arlington Ave	Detached	3	2	23	\$1,249K	\$1,160K
12 December, 2016	287 Vaughan Rd	Detached	3	2	6	\$899K	\$1,200K
19 December, 2016	19 Peveril Hill N	Detached	3	3	6	\$1,095K	\$1,788K
22 December, 2016	403, 1486 Bathurst St	Condo	1	1	17	\$365K	\$367K
11 January, 2017	301, 530 St Clair Ave W	Condo	1	1	5	\$492K	\$489K
13 January, 2017	1803, 530 St Clair Ave W	Condo	2	2	4	\$525K	\$518K
17 January, 2017	337 Winona Dr	Detached	3	2	7	\$799K	\$950K
23 January, 2017	301 Winona Dr	Semi-Detached	3	2	0	\$1,010K	\$1,010K
26 January, 2017	1802, 1486 Bathurst St	Condo	3	3	52	\$1,482K	\$1,532K
27 January, 2017	1503, 1486 Bathurst St	Condo	2	3	53	\$940K	\$1,025K
6 February, 2017	73 Kenwood Ave	Detached	3	4	6	\$1,349K	\$1,565K
8 February, 2017	1701, 1486 Bathurst St	Condo	3	3	65	\$1,441K	\$1,491K
10 February, 2017	29 A Claxton Blvd	Condo	2	2	64	\$749K	\$705K
	1306, 1486 Bathurst St	Condo	2	2	67	\$548K	\$608K
12 February, 2017	204, 1486 Bathurst St	Condo	2	2	69	\$470K	\$505K
13 February, 2017	261 Arlington Ave	Semi-Detached	3	2	7	\$789K	\$975K
14 February, 2017	126 Ava Rd	Detached	5	3	8	\$2,299K	\$2,170K
15 February, 2017	28 Barrie Ave	Detached	4	3	8	\$1,199K	\$1,510K
19 February, 2017	30 Heathdale Rd	Detached	6	3	3	\$2,699K	\$3,200K
27 February, 2017	93 Ava Rd	Detached	5	5	6	\$2,795K	\$2,885K
28 February, 2017	1801, 1486 Bathurst St	Condo	3	3	28	\$1,550K	\$1,605K
1 March, 2017	570 Arlington Ave	Detached	5	6	7	\$2,245K	\$2,175K
2 March, 2017	141 Robina Ave	Semi-Detached	3	2	0	\$899K	\$1,100K

Data

Month, Day, Year of Sold Date	Address1	Property Type	Bedrooms	Washrooms	Days on the Market	List Price	Sold Price
6 March, 2017	35 Westover Hill Rd	Detached	4	4	6	\$2,490K	\$2,555K
	308 Wychwood Ave	Detached	3	3	6	\$1,298K	\$1,586K
7 March, 2017	629 Rushton Rd, Toronto	Detached	3	2	8	\$1,229K	\$1,475K
8 March, 2017	404, 1486 Bathurst St	Condo	2	2	93	\$459K	\$514K
	507 Rushton Rd	Detached	3	1	9	\$989K	\$1,216K
11 March, 2017	100 Dewbourne Ave	Detached	4	4	3	\$1,498K	\$2,150K
16 March, 2017	12, 1648 Bathurst St	Other	1	1	9	\$210K	\$207K
	201, 1486 Bathurst St	Condo	2	2	27	\$490K	\$495K
17 March, 2017	244 Vaughan Rd	Detached	2	1	2	\$600K	\$750K
	1206, 1486 Bathurst St	Condo	2	2	36	\$575K	\$630K
22 March, 2017	242 Maplewood Ave	Detached	4	3	8	\$1,179K	\$1,651K
23 March, 2017	405, 1486 Bathurst St	Condo	2	2	41	\$600K	\$650K
28 March, 2017	6 Strathearn Rd	Detached	5	6	28	\$3,295K	\$3,300K
29 March, 2017	130 Kenwood Ave	Detached	3	2	8	\$969K	\$1,100K
3 April, 2017	9 Peveril Hill S	Detached	3	3	6	\$1,599K	\$2,018K
	314 Wychwood Ave	Detached	3	2	6	\$1,049K	\$1,535K
4 April, 2017	51 Kenwood Ave	Semi-Detached	3	2	4	\$799K	\$1,151K
5 April, 2017	45 Winnett Ave	Detached	4	3	9	\$1,049K	\$1,152K
11 April, 2017	106, 35 Raglan Ave	Condo	2	1	4	\$395K	\$400K
13 April, 2017	516 Rushton Rd	Detached	3	1	9	\$999K	\$1,400K
20 April, 2017	#5, 1648 Bathurst St	Other	1	1	8	\$199K	\$222K
22 April, 2017	245 Wychwood Ave	Semi-Detached	3	4	5	\$1,098K	\$1,500K
24 April, 2017	53 Gloucester Grve	Detached	3	4	6	\$1,049K	\$1,200K
	216 Ava Rd	Detached	4	5	10	\$1,999K	\$2,225K
26 April, 2017	#7, 1648 Bathurst St	Other	1	1	37	\$230K	\$232K
28 April, 2017	12 Peveril Hill	Detached	3	2	9	\$1,599K	\$1,625K
1 May, 2017	4, 3 Warwick Ave	Other	3	1	7	\$580K	\$520K
	407, 1486 Bathurst St	Condo	2	2	146	\$640K	\$645K

Data

Month, Day, Year of Sold Date	Address1	Property Type	Bedrooms	Washrooms	Days on the Market	List Price	Sold Price
5 May, 2017	208 Winnett Ave	Detached	3	2	8	\$820K	\$810K
6 May, 2017	12 Kenwood Ave	Semi-Detached	3	2	9	\$800K	\$825K
8 May, 2017	596 Rushton Rd	Detached	3	2	19	\$1,499K	\$1,490K
9 May, 2017	11, 1646 Bathurst St	Other	1	1	15	\$250K	\$249K
10 May, 2017	313 Wychwood Ave	Detached	2	1	8	\$839K	\$850K
11 May, 2017	265 Winona Dr	Detached	3	2	7	\$929K	\$1,142K
	530 Rushton Rd	Detached	2	2	2	\$929K	\$1,065K
	628 Winona Dr	Detached	3	5	2	\$1,699K	\$1,777K
	#406, 114 Vaughan Rd	Other	2	1	28	\$259K	\$270K
13 May, 2017	124 Maplewood Ave	Semi-Detached	4	2	8	\$1,259K	\$1,200K
16 May, 2017	669 Winona Dr	Detached	2	2	19	\$900K	\$855K
17 May, 2017	159 Robina Ave	Detached	3	2	35	\$1,000K	\$995K
22 May, 2017	303, 35 Raglan Ave	Condo	2	1	14	\$400K	\$405K
23 May, 2017	304, 1486 Bathurst St	Condo	2	2	95	\$500K	\$558K
24 May, 2017	108 Kenwood Ave	Detached	3	3	3	\$1,199K	\$1,225K
25 May, 2017	22 Dundurn Cres	Detached	3	2	9	\$1,099K	\$1,390K
	274 Wychwood Ave	Detached	3	3	1	\$1,549K	\$1,608K
26 May, 2017	611, 925 Eglinton Ave W	Condo	1	1	8	\$490K	\$499K
29 May, 2017	108 Ava Rd	Detached	3	3	13	\$2,249K	\$2,105K
13 June, 2017	317, 925 Eglinton Ave W	Condo	2	2	26	\$840K	\$848K
	554 Winona Dr	Other	6	3	8	\$1,049K	\$1,349K
16 June, 2017	74 Humewood Dr	Detached	3	2	3	\$1,299K	\$1,475K
24 June, 2017	155 Humewood Dr	Detached	3	3	11	\$1,685K	\$1,730K
26 June, 2017	115 Everden Rd	Detached	2	1	7	\$760K	\$1,210K
30 June, 2017	24 Raglan Ave	Semi-Detached	3	4	3	\$1,089K	\$1,156K
10 July, 2017	1302, 530 St Clair Ave W	Condo	2	2	20	\$649K	\$649K
11 July, 2017	107, 35 Raglan Ave	Condo	2	1	32	\$375K	\$360K
13 July, 2017	610, 925 Eglinton Ave W	Condo	1	1	38	\$535K	\$535K

Data

Month, Day, Year of Sold Date	Address1	Property Type	Bedrooms	Washrooms	Days on the Market	List Price	Sold Price
28 July, 2017	14 Menin Rd	Detached	3	2	4	\$1,595K	\$1,936K
1 August, 2017	105 Winnett Ave	Semi-Detached	3	2	14	\$839K	\$839K
3 August, 2017	41 Warwick Ave	Detached	3	4	37	\$2,295K	\$2,036K
	B2, 1840 Bathurst St	Other	1	1	36	\$99K	\$120K
9 August, 2017	284 Atlas Ave	Detached	3	4	72	\$1,279K	\$1,212K
22 August, 2017	298 Wychwood Ave	Semi-Detached	3	2	7	\$1,000K	\$980K
23 August, 2017	613, 170 Chiltern Hill Rd W	Condo	1	1	15	\$535K	\$511K
31 August, 2017	490 Winnett Ave	Detached	3	4	1	\$1,580K	\$1,690K
8 September, 2017	608, 170 Chiltern Hill Rd	Condo	1	1	43	\$535K	\$538K
9 September, 2017	77 Pinewood Ave	Detached	5	3	2	\$1,498K	\$1,725K
13 September, 2017	160 Wychwood Ave	Detached	3	3	0	\$1,850K	\$2,010K
15 September, 2017	21 Heathdale Rd	Detached	3	3	22	\$2,590K	\$2,450K
29 September, 2017	315, 170 Chiltern Hill Rd	Condo	1	1	22	\$415K	\$460K
1 October, 2017	148 Atlas Ave	Detached	3	2	25	\$1,249K	\$1,200K
3 October, 2017	35 Chiltern Hill Rd	Detached	4	4	8	\$2,499K	\$2,450K
6 October, 2017	302, 925 Eglinton Ave W	Condo	2	2	88	\$840K	\$835K
13 October, 2017	389 Winnett Ave	Detached	2	2	30	\$925K	\$870K
14 October, 2017	90 Ava Rd	Detached	4	2	4	\$1,699K	\$1,936K
16 October, 2017	55 Kenwood Ave	Semi-Detached	3	2	6	\$1,129K	\$1,160K
22 October, 2017	500 Atlas Ave	Detached	3	2	6	\$990K	\$990K
25 October, 2017	703, 170 Chiltern Hill Rd	Condo	0	1	15	\$320K	\$328K
28 October, 2017	314, 170 Chiltern Hill Rd	Condo	1	1	25	\$540K	\$548K
29 October, 2017	184 Humewood Dr	Semi-Detached	3	2	6	\$769K	\$1,105K
	187 Strathearn Rd	Detached	3	2	12	\$1,649K	\$1,577K
3 November, 2017	494 Rushton Rd	Detached	3	3	9	\$1,229K	\$1,185K
9 November, 2017	14, 1646 Bathurst St	Other	1	1	2	\$239K	\$239K
13 November, 2017	158 Chiltern Hill Rd	Detached	3	3	5	\$1,679K	\$1,640K
15 November, 2017	190 Wychwood Ave	Detached	3	4	9	\$1,889K	\$1,960K

Data

Month, Day, Year of Sold Date	Address1	Property Type	Bedrooms	Washrooms	Days on the Market	List Price	Sold Price
18 November, 2017	127 Kenwood Ave	Detached	3	2	3	\$1,239K	\$1,230K
19 November, 2017	319 Wychwood Ave	Detached	2	1	33	\$799K	\$740K
20 November, 2017	491 Winnett Ave	Detached	3	5	33	\$2,149K	\$2,092K
24 November, 2017	3, 1648 Bathurst St	Other	1	1	17	\$180K	\$180K
27 November, 2017	166 Ava Rd	Detached	3	3	6	\$1,789K	\$2,118K
30 November, 2017	249 Winnett Ave	Semi-Detached	3	3	7	\$998K	\$980K
3 December, 2017	133 Atlas Ave	Semi-Detached	3	2	4	\$849K	\$920K
7 December, 2017	142 Atlas Ave	Semi-Detached	3	2	1	\$898K	\$990K
8 December, 2017	154 Glen Cedar Rd	Detached	4	4	8	\$2,390K	\$2,230K
10 December, 2017	281 Arlington Ave	Semi-Detached	3	2	5	\$799K	\$840K
12 December, 2017	90 Pinewood Ave	Semi-Detached	2	2	6	\$999K	\$1,100K
6 January, 2018	209 Winnett Ave	Semi-Detached	3	2	4	\$760K	\$760K
18 January, 2018	3, 1646 Bathurst St	Other	0	1	63	\$159K	\$160K
12 February, 2018	534 Rushton Rd	Detached	2	2	6	\$929K	\$1,044K
13 February, 2018	205 Wychwood Ave	Other	2	3	6	\$1,088K	\$1,118K
21 February, 2018	100 Dewbourne Ave	Detached	4	4	13	\$2,495K	\$2,500K
26 February, 2018	434 Rushton Rd	Detached	3	3	0	\$1,288K	\$1,388K
1 March, 2018	176 Dewbourne Ave	Detached	4	4	1	\$2,495K	\$2,631K
3 March, 2018	138 Dewbourne Ave	Detached	4	6	33	\$3,995K	\$3,725K
5 March, 2018	410, 170 Chiltern Hill Rd	Condo	1	1	48	\$525K	\$525K
6 March, 2018	24 Peveril Hill N	Detached	3	4	8	\$1,749K	\$1,800K
14 March, 2018	217 Ava Rd	Detached	3	5	4	\$2,395K	\$2,307K
20 March, 2018	39 Camberwell Rd	Detached	4	5	1	\$2,849K	\$2,849K
	233 Wychwood Ave	Other	6	3	19	\$1,848K	\$1,750K