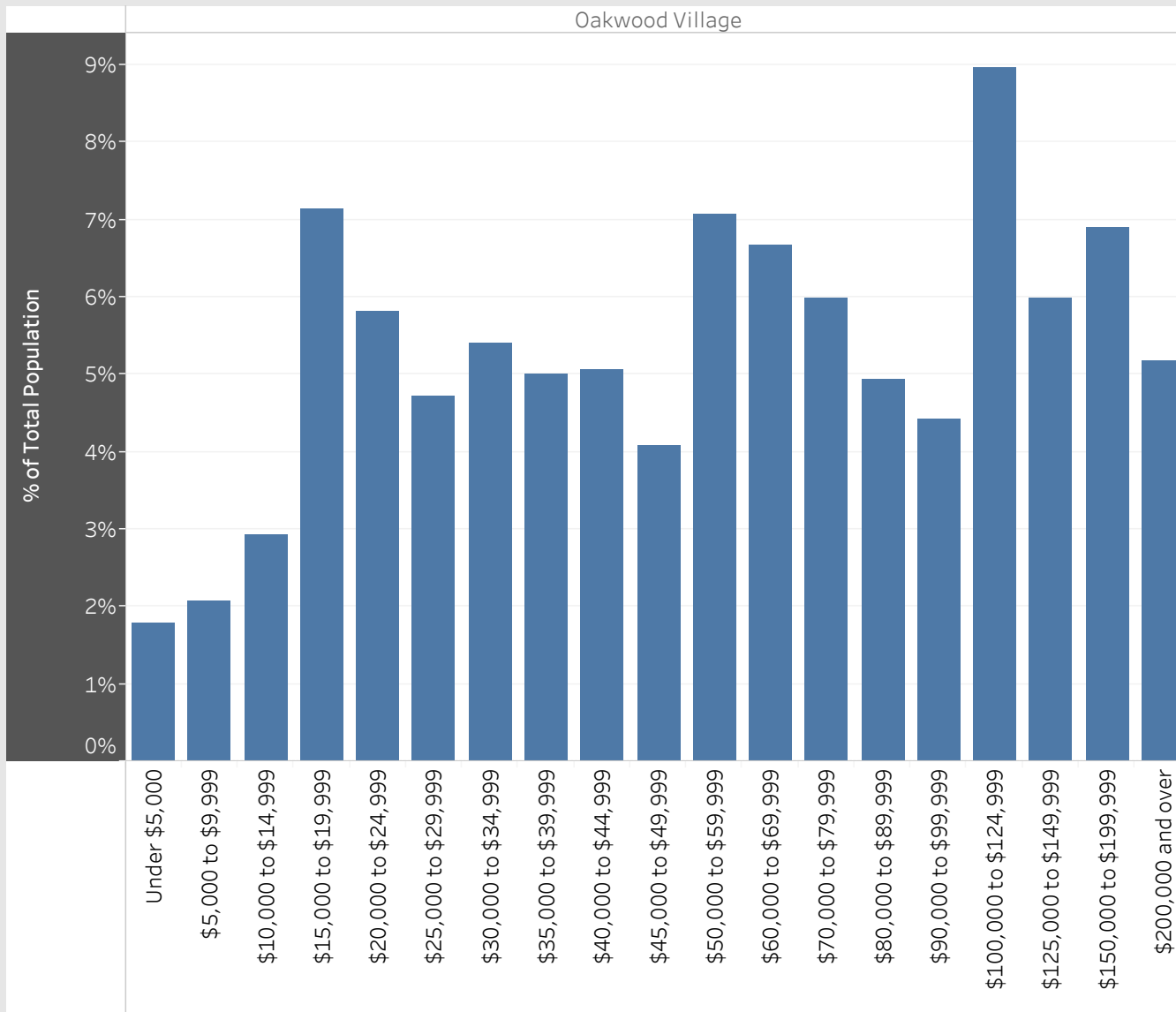


Oakwood Village
Neighbourhood Breakdown
July 1st, 2015 - March 31st, 2018

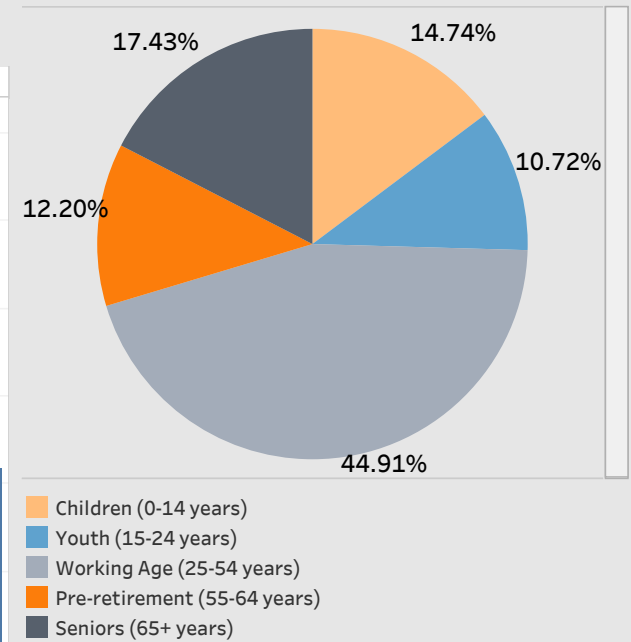


2016 StatsCan Data

Household Income in Oakwood Village



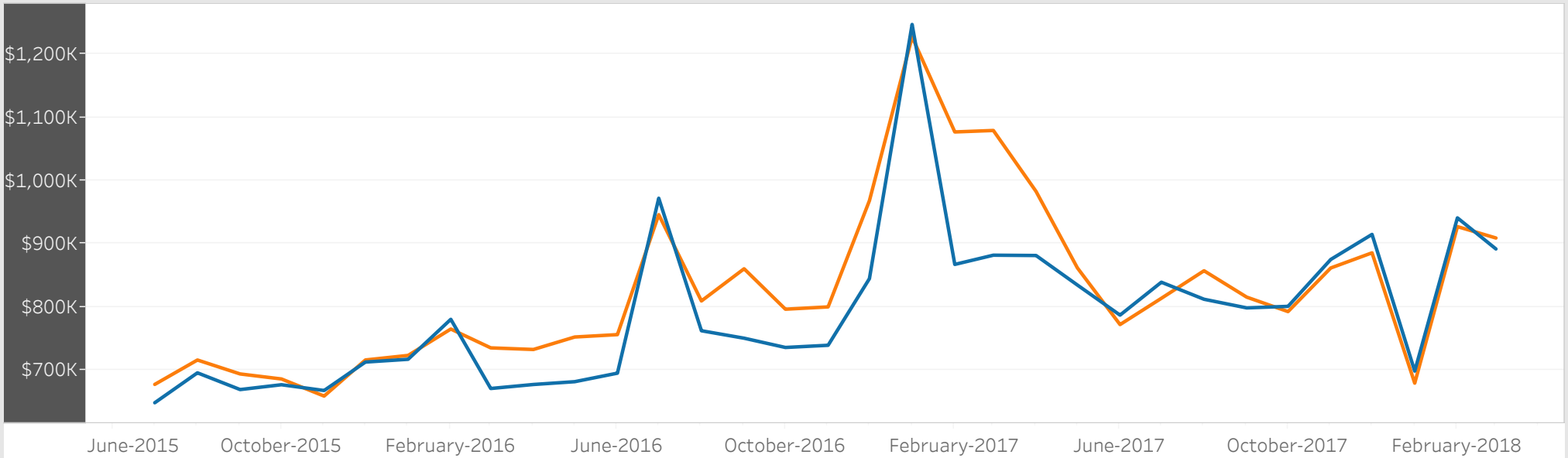
Age



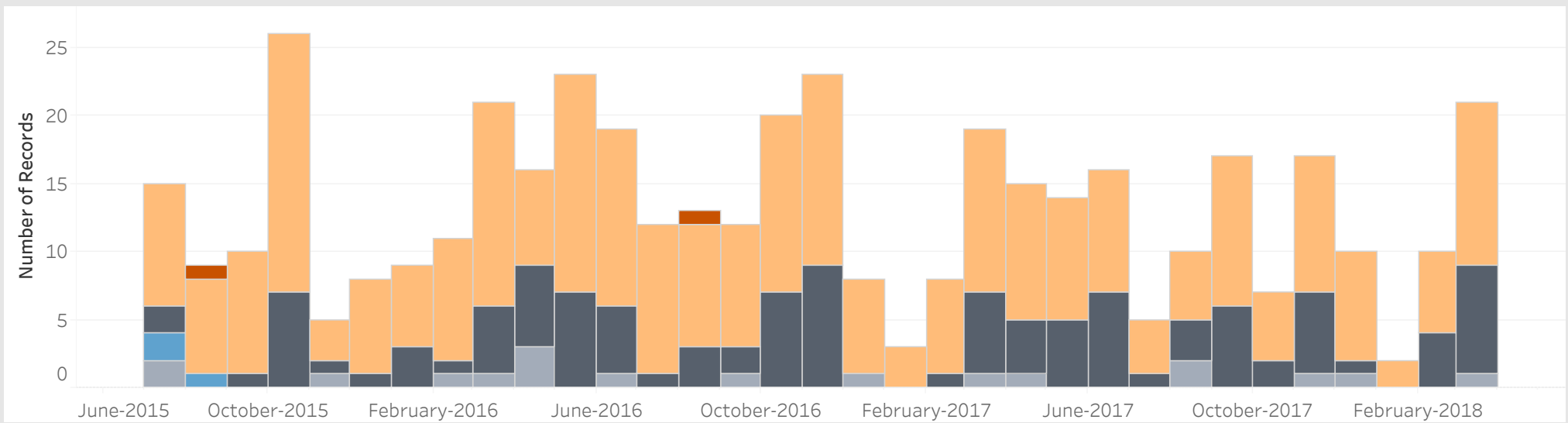
Visible Minorities

Not a visible minority	56.84%
Black	12.98%
Filipino	9.11%
Latin American	6.32%
Chinese	4.20%
South Asian	2.98%
Multiple visible minorities	2.10%
Southeast Asian	1.84%
Visible minority; n.i.e.	1.24%
West Asian	0.69%
Japanese	0.60%
Korean	0.57%
Arab	0.52%

Average Sold Price vs. Average Ask Price in Oakwood Village



Properties Sold in Oakwood Village by Month



Data

Month, Day, Year of Sold Date	Address1	Property Type	Bedrooms	Washrooms	Days on the Market	List Price	Sold Price
2 July, 2015	533 Westmount Ave, Toronto	Detached	3	2	11	\$500K	\$582K
6 July, 2015	26 Conway Ave, Toronto	Detached	3	3	8	\$779K	\$861K
7 July, 2015	84 Bude St, Toronto	Detached	3	3	6	\$749K	\$721K
	362 Atlas Ave, Toronto	Detached	3	2	9	\$650K	\$702K
	537 Northcliffe Blvd, Toronto	Semi-Detached	2	2	8	\$530K	\$540K
11 July, 2015	4A O'leary Ave, Toronto	Townhouse	3	3	13	\$699K	\$681K
12 July, 2015	495 Northcliffe Blvd, Toronto	Detached	3	2	6	\$649K	\$848K
16 July, 2015	164 Cedric Ave, Toronto	Detached	3	3	6	\$680K	\$652K
17 July, 2015	2125 Dufferin St, Toronto	Semi-Detached	4	4	12	\$580K	\$585K
19 July, 2015	231 Atlas Ave, Toronto	Detached	2	2	14	\$600K	\$600K
20 July, 2015	34 Holland Park Ave, Toronto	Detached	3	2	2	\$699K	\$720K
21 July, 2015	2B O'leary Ave, Toronto	Townhouse	3	3	2	\$699K	\$699K
22 July, 2015	1625 Eglinton Ave, Toronto	Other	2	2	64	\$438K	\$415K
23 July, 2015	542 Northcliffe Blvd, Toronto	Detached	3	3	24	\$585K	\$565K
27 July, 2015	63 Earlsdale Ave, Toronto	Other	6	3	7	\$899K	\$1,000K
3 August, 2015	2A O'leary Ave, Toronto	Townhouse	3	3	11	\$700K	\$699K
5 August, 2015	545 Atlas Ave, Toronto	Detached	2	1	16	\$841K	\$830K
6 August, 2015	3 Mulberry Cres, Toronto	Detached	3	3	32	\$750K	\$730K
9 August, 2015	412 Northcliffe Blvd, Toronto	Detached	3	2	7	\$599K	\$660K
20 August, 2015	608, 500 St Clair Ave, Toronto	Condo	2	1	17	\$329K	\$323K
23 August, 2015	18 Hanson Rd, Toronto	Detached	2	2	8	\$400K	\$462K
25 August, 2015	102 Bude St, Toronto	Detached	3	3	13	\$659K	\$645K
	133 Gloucester Grve, Toronto	Detached	3	4	29	\$1,049K	\$990K
30 August, 2015	186 Atlas Ave, Toronto	Detached	8	3	7	\$940K	\$1,110K
10 September, 2015	23 Earnscliffe Rd, Toronto	Detached	3	2	3	\$799K	\$749K
	548 Northcliffe Blvd, Toronto	Detached	3	2	4	\$579K	\$610K
11 September, 2015	577 Oakwood Ave, Toronto	Detached	2	1	8	\$499K	\$490K
12 September, 2015	183 Earlsdale Ave, Toronto	Detached	4	2	2	\$700K	\$720K

Data

Month, Day, Year of Sold Date	Address1	Property Type	Bedrooms	Washrooms	Days on the Market	List Price	Sold Price
13 September, 2015	1773 Dufferin St, Toronto	Semi-Detached	4	3	38	\$640K	\$637K
16 September, 2015	298 Winona Dr, Toronto	Detached	6	3	9	\$1,289K	\$1,235K
17 September, 2015	2097 Dufferin St, Toronto	Detached	3	3	8	\$400K	\$467K
22 September, 2015	38 Rockvale Ave, Toronto	Detached	2	2	6	\$439K	\$565K
23 September, 2015	478 Westmount Ave, Toronto	Detached	2	2	30	\$515K	\$510K
29 September, 2015	356 Lauder Ave, Toronto	Detached	3	4	7	\$839K	\$962K
1 October, 2015	478 Winnett Ave, Toronto	Detached	5	5	4	\$1,399K	\$1,393K
2 October, 2015	86 Robina Ave, Toronto	Semi-Detached	3	3	30	\$827K	\$780K
3 October, 2015	199 Atlas Ave, Toronto	Detached	2	2	2	\$629K	\$693K
4 October, 2015	7 Grimthorpe Rd, Toronto	Semi-Detached	3	2	6	\$749K	\$882K
	54 Lanark Ave, Toronto	Detached	2	2	18	\$580K	\$565K
	205 Glenholme Ave, Toronto	Detached	3	4	28	\$1,000K	\$915K
	380 Lauder Ave, Toronto	Detached	3	2	2	\$599K	\$662K
	635 Lauder Ave, Toronto	Detached	3	2	11	\$579K	\$540K
5 October, 2015	239 Westmount Ave, Toronto	Detached	3	3	26	\$799K	\$751K
	473 Westmount Ave, Toronto	Detached	2	1	8	\$500K	\$482K
6 October, 2015	28 O'leary Ave, Toronto	Semi-Detached	2	2	7	\$300K	\$406K
7 October, 2015	454 Glenholme Ave, Toronto	Detached	2	2	42	\$590K	\$540K
8 October, 2015	458 Northcliffe Blvd, Toronto	Detached	3	2	17	\$630K	\$660K
11 October, 2015	434 Lauder Ave, Toronto	Semi-Detached	3	1	6	\$595K	\$570K
18 October, 2015	46 Jesmond Ave, Toronto	Detached	3	2	10	\$695K	\$750K
	156 Glenholme Ave, Toronto	Detached	3	3	6	\$859K	\$906K
19 October, 2015	14 Graham Gdns, Toronto	Detached	4	3	6	\$999K	\$1,140K
20 October, 2015	705 Vaughan Rd, Toronto	Semi-Detached	3	3	28	\$480K	\$452K
23 October, 2015	515 Northcliffe Blvd, Toronto	Semi-Detached	3	2	5	\$449K	\$526K
25 October, 2015	64 Bude St, Toronto	Detached	2	2	13	\$425K	\$466K
	596 Oakwood Ave, Toronto	Detached	3	3	3	\$525K	\$535K
26 October, 2015	72 Appleton Ave, Toronto	Semi-Detached	4	2	35	\$910K	\$885K

Data

Month, Day, Year of Sold Date	Address1	Property Type	Bedrooms	Washrooms	Days on the Market	List Price	Sold Price
27 October, 2015	116 Clovelly Ave, Toronto	Detached	3	2	71	\$550K	\$480K
28 October, 2015	318 Lauder Ave, Toronto	Detached	3	1	47	\$799K	\$760K
29 October, 2015	379 Oakwood Ave, Toronto	Detached	4	3	27	\$589K	\$573K
31 October, 2015	39 Rockvale Ave, Toronto	Detached	3	2	2	\$560K	\$540K
6 November, 2015	3 Moir Ave, Toronto	Semi-Detached	3	2	9	\$595K	\$572K
8 November, 2015	465 Glenholme Ave, Toronto	Other	4	3	21	\$849K	\$805K
10 November, 2015	3 Hanson Rd, Toronto	Detached	2	1	42	\$500K	\$500K
12 November, 2015	46 Crang Ave, Toronto	Detached	4	2	17	\$799K	\$791K
20 November, 2015	446 Northcliffe Blvd, Toronto	Detached	3	2	10	\$599K	\$630K
3 December, 2015	15 Strader Ave, Toronto	Detached	3	2	4	\$650K	\$650K
	160 Cedric Ave, Toronto	Detached	2	1	14	\$599K	\$575K
4 December, 2015	1 Earnscliffe Rd, Toronto	Detached	3	3	3	\$800K	\$875K
5 December, 2015	37 Lanark Ave, Toronto	Detached	2	2	4	\$585K	\$595K
7 December, 2015	80 Alameda Ave, Toronto	Detached	3	4	26	\$1,175K	\$1,110K
9 December, 2015	42 Rockvale Ave, Toronto	Detached	5	3	30	\$800K	\$785K
17 December, 2015	434 Westmount Ave, Toronto	Detached	3	2	32	\$699K	\$685K
	667 Vaughan Rd, Toronto	Semi-Detached	3	3	4	\$399K	\$458K
4 January, 2016	264 Robina Ave, Toronto	Detached	3	2	60	\$650K	\$612K
14 January, 2016	188 Lauder Ave, Toronto	Detached	4	3	43	\$1,150K	\$1,140K
17 January, 2016	355 Oakwood Ave, Toronto	Detached	3	3	13	\$659K	\$700K
26 January, 2016	117 Cedric Ave	Detached	3	4	11	\$849K	\$881K
	506 Vaughan Rd	Semi-Detached	3	2	8	\$499K	\$500K
27 January, 2016	150 Holland Park Ave	Semi-Detached	3	2	11	\$675K	\$657K
	332 Robina Ave	Detached	2	2	7	\$529K	\$604K
29 January, 2016	2017 Dufferin St	Semi-Detached	3	2	21	\$550K	\$550K
31 January, 2016	252 Robina Ave	Detached	4	5	47	\$899K	\$870K
2 February, 2016	97 Rogers Rd	Detached	3	2	29	\$629K	\$590K
5 February, 2016	301 Robina Ave E	Detached	3	3	9	\$660K	\$650K

Data

Month, Day, Year of Sold Date	Address1	Property Type	Bedrooms	Washrooms	Days on the Market	List Price	Sold Price
9 February, 2016	41 Crang Ave	Detached	5	3	7	\$1,150K	\$1,140K
	46 Jesmond Ave	Detached	3	2	29	\$730K	\$683K
10 February, 2016	290 Westmount Ave	Detached	3	2	9	\$650K	\$723K
11 February, 2016	561 Lauder Ave	Semi-Detached	2	2	1	\$549K	\$540K
15 February, 2016	36 Appleton Ave	Detached	4	2	11	\$1,088K	\$1,120K
18 February, 2016	143 Cedric Ave	Detached	3	3	34	\$669K	\$635K
21 February, 2016	728 Vaughan Rd	Other	4	3	9	\$849K	\$775K
23 February, 2016	188 Oakwood Ave	Detached	4	2	19	\$750K	\$717K
	557B Westmount Ave	Detached	3	4	20	\$865K	\$848K
1 March, 2016	13B Keywest Ave	Detached	2	2	14	\$550K	\$550K
	32 Belvidere Ave	Detached	3	2	8	\$600K	\$692K
	472 Winona Dr	Semi-Detached	4	3	6	\$569K	\$675K
2 March, 2016	553 Lauder Ave	Semi-Detached	4	3	7	\$550K	\$627K
3 March, 2016	25 Appleton Ave	Detached	4	3	9	\$899K	\$1,031K
5 March, 2016	121 Clovelly Ave	Detached	2	2	3	\$536K	\$550K
	557 Northcliffe Blvd	Detached	3	2	2	\$659K	\$650K
6 March, 2016	67 Alameda Ave	Semi-Detached	3	2	3	\$669K	\$781K
9 March, 2016	357 Oakwood Ave	Other	2	2	7	\$489K	\$501K
10 March, 2016	208 Robina Ave	Semi-Detached	3	2	1	\$500K	\$622K
12 March, 2016	478 Westmount Ave	Detached	2	2	16	\$530K	\$527K
14 March, 2016	9 Earnscliffe Rd	Detached	4	3	6	\$859K	\$835K
16 March, 2016	600 Winona Dr	Detached	4	4	5	\$999K	\$1,250K
17 March, 2016	407 Glenholme Ave	Detached	3	2	28	\$700K	\$701K
18 March, 2016	401 Winona Dr	Detached	3	3	8	\$1,100K	\$1,250K
25 March, 2016	586 Oakwood Ave	Semi-Detached	3	2	11	\$600K	\$625K
29 March, 2016	15 Lanark Ave	Detached	2	2	8	\$599K	\$610K
30 March, 2016	214 Oakwood Ave	Detached	3	2	8	\$659K	\$778K
	251 Oakwood Ave	Detached	3	3	36	\$598K	\$601K

Data

Month, Day, Year of Sold Date	Address1	Property Type	Bedrooms	Washrooms	Days on the Market	List Price	Sold Price
31 March, 2016	41 Ashbury Ave	Detached	3	2	1	\$599K	\$650K
	135 Northcliffe Blvd	Detached	4	3	8	\$840K	\$944K
5 April, 2016	321 Lauder Ave	Other	4	2	7	\$898K	\$1,010K
6 April, 2016	333 Glenholme Ave	Other	5	5	32	\$1,300K	\$1,280K
12 April, 2016	57 Belvidere Ave	Detached	2	2	8	\$599K	\$715K
	373 Northcliffe Ave	Semi-Detached	3	2	7	\$599K	\$675K
17 April, 2016	26 O'leary Ave	Semi-Detached	2	3	10	\$299K	\$417K
18 April, 2016	3 Lanark Ave	Semi-Detached	3	2	4	\$549K	\$575K
	342 Lauder Ave	Semi-Detached	3	3	7	\$799K	\$905K
	568 Northcliffe Blvd	Detached	3	2	5	\$599K	\$700K
19 April, 2016	519 Northcliffe Blvd	Detached	3	3	7	\$490K	\$600K
21 April, 2016	179 Glenholme Ave	Semi-Detached	4	3	10	\$800K	\$801K
22 April, 2016	42 Lanark Ave	Detached	3	2	14	\$748K	\$730K
25 April, 2016	12 Roseneath Gdns	Detached	3	2	5	\$1,049K	\$1,050K
	329 Oakwood Ave	Other	2	2	18	\$500K	\$500K
26 April, 2016	177 Gloucester Grve	Detached	2	2	7	\$599K	\$650K
28 April, 2016	25 Greyton Cres	Semi-Detached	3	2	8	\$499K	\$603K
	517 Westmount Ave	Detached	2	2	13	\$520K	\$520K
3 May, 2016	423 Westmount Ave	Semi-Detached	3	3	7	\$445K	\$525K
	561 Oakwood Ave	Semi-Detached	2	3	8	\$475K	\$600K
4 May, 2016	496 Northcliffe Blvd	Detached	3	3	8	\$699K	\$782K
5 May, 2016	70 Rogers Rd	Detached	3	2	30	\$649K	\$628K
	409 Glenholme Ave	Detached	3	4	7	\$899K	\$900K
	430 Lauder Ave	Detached	3	2	8	\$599K	\$825K
9 May, 2016	271 Atlas Ave	Semi-Detached	3	3	5	\$599K	\$715K
	334 Robina Ave	Detached	2	2	4	\$589K	\$706K
	454 Winnett Ave	Detached	2	2	6	\$750K	\$919K
	783 Vaughan Rd	Semi-Detached	3	2	19	\$540K	\$526K

Data

Month, Day, Year of Sold Date	Address1	Property Type	Bedrooms	Washrooms	Days on the Market	List Price	Sold Price
10 May, 2016	40 Holland Park Ave	Detached	4	4	8	\$1,149K	\$1,140K
11 May, 2016	345 B Northcliffe Blvd	Semi-Detached	4	3	9	\$770K	\$900K
	444 Westmount Ave	Detached	3	1	70	\$499K	\$460K
13 May, 2016	411 Westmount Ave	Detached	3	2	3	\$599K	\$625K
14 May, 2016	531 Northcliffe Blvd	Semi-Detached	3	2	3	\$499K	\$640K
16 May, 2016	238 Cedric Ave	Detached	2	2	5	\$699K	\$699K
18 May, 2016	68 Cloverlawn Ave	Detached	3	3	0	\$840K	\$850K
19 May, 2016	204 Cedric Ave	Detached	3	2	7	\$669K	\$765K
20 May, 2016	47 Appleton Ave	Detached	4	4	9	\$1,149K	\$1,270K
	294 Glenholme Ave	Semi-Detached	3	2	8	\$599K	\$815K
	436 Vaughan Rd	Detached	2	2	3	\$649K	\$670K
26 May, 2016	15 Ashbury Ave	Detached	3	3	2	\$640K	\$690K
	231 Oakwood Ave	Detached	3	3	10	\$689K	\$665K
1 June, 2016	473 Glenholme Ave	Semi-Detached	3	2	13	\$550K	\$715K
2 June, 2016	11 Moir Ave	Semi-Detached	3	2	7	\$550K	\$615K
6 June, 2016	234 Lauder Ave	Detached	4	3	5	\$899K	\$930K
7 June, 2016	760 Vaughan Rd	Detached	2	1	19	\$549K	\$527K
12 June, 2016	219 Oakwood Ave	Detached	3	2	2	\$500K	\$500K
13 June, 2016	250 Robina Ave	Detached	1	2	7	\$524K	\$550K
15 June, 2016	517 Northcliffe Blvd	Detached	4	3	6	\$900K	\$1,063K
16 June, 2016	504 Lauder Ave	Semi-Detached	3	2	2	\$479K	\$529K
19 June, 2016	5 Keywest Ave	Other	2	2	10	\$499K	\$661K
20 June, 2016	50 Clovelly Ave	Detached	1	2	5	\$550K	\$625K
21 June, 2016	236 Cedric Ave	Detached	2	2	12	\$799K	\$788K
	340 Glenholme Ave	Detached	3	2	7	\$499K	\$780K
	513 Northcliffe Blvd	Semi-Detached	3	2	4	\$579K	\$675K
24 June, 2016	17 Crang Ave	Detached	4	2	1	\$994K	\$994K
	177 Cedric Ave	Semi-Detached	3	2	38	\$650K	\$610K

Data

Month, Day, Year of Sold Date	Address1	Property Type	Bedrooms	Washrooms	Days on the Market	List Price	Sold Price
28 June, 2016	557 Northcliffe Blvd	Detached	3	4	1	\$849K	\$915K
29 June, 2016	194 Westmount Ave	Detached	4	3	20	\$900K	\$900K
30 June, 2016	127 Northcliffe Blvd	Detached	4	2	7	\$950K	\$915K
	454 Winnett Ave	Detached	2	2	2	\$1,000K	\$1,085K
4 July, 2016	278 Westmount Ave	Detached	3	2	7	\$949K	\$925K
6 July, 2016	152 Gloucester Grve	Detached	2	2	10	\$800K	\$871K
12 July, 2016	50 Ashbury Ave	Detached	2	1	1	\$609K	\$590K
	259 Oakwood Ave	Detached	9	6	33	\$1,100K	\$1,150K
15 July, 2016	34 Ashbury Ave	Detached	3	3	8	\$700K	\$760K
16 July, 2016	1766-68 Eglinton Ave W	Detached	0	0	37	\$2,300K	\$1,800K
17 July, 2016	9 Keywest Ave	Detached	2	2	6	\$589K	\$634K
19 July, 2016	346 Glenholme Ave	Detached	3	2	13	\$649K	\$728K
26 July, 2016	298 Lauder Ave	Detached	9	6	35	\$1,499K	\$1,500K
27 July, 2016	504 Glenholme Ave	Semi-Detached	3	3	13	\$830K	\$800K
28 July, 2016	267 Westmount Ave	Detached	3	2	37	\$949K	\$920K
31 July, 2016	69 Amherst Ave	Detached	2	2	16	\$690K	\$675K
3 August, 2016	247 Westmount Ave	Detached	3	3	7	\$680K	\$785K
4 August, 2016	636 Oakwood Ave	Semi-Detached	3	2	29	\$679K	\$650K
5 August, 2016	2106, 500 St Clair Ave W	Condo	2	2	45	\$820K	\$770K
13 August, 2016	135 Cedric Ave	Detached	4	5	4	\$1,179K	\$1,320K
17 August, 2016	14 Coates Ave	Detached	2	2	7	\$799K	\$910K
	554 Lauder Ave	Semi-Detached	2	2	23	\$659K	\$640K
18 August, 2016	243 Robina Ave	Detached	2	1	10	\$500K	\$512K
19 August, 2016	2 Onslow Cres	Detached	2	2	23	\$575K	\$540K
21 August, 2016	384 Winona Dr	Detached	5	3	9	\$929K	\$1,200K
22 August, 2016	130 Robina Ave	Detached	3	2	17	\$949K	\$885K
24 August, 2016	594 Lauder Ave	Semi-Detached	4	2	2	\$518K	\$535K
26 August, 2016	27 Lanark Ave	Detached	3	3	4	\$860K	\$940K

Data

Month, Day, Year of Sold Date	Address1	Property Type	Bedrooms	Washrooms	Days on the Market	List Price	Sold Price
30 August, 2016	32 Belvidere Ave	Detached	3	2	8	\$769K	\$840K
12 September, 2016	160 Alameda Ave	Detached	3	1	4	\$499K	\$611K
13 September, 2016	230 Robina Ave	Detached	2	2	7	\$600K	\$725K
15 September, 2016	261 Lauder Ave	Detached	4	2	8	\$799K	\$1,027K
	286 Lauder Ave	Detached	4	3	9	\$1,100K	\$1,380K
16 September, 2016	324 Glenholme Ave	Detached	3	2	3	\$810K	\$799K
20 September, 2016	157 Cedric Ave	Other	6	3	4	\$950K	\$915K
21 September, 2016	21 Atlas Ave	Detached	3	3	9	\$849K	\$1,075K
	290 Westmount Ave	Detached	3	3	9	\$927K	\$970K
24 September, 2016	120 Cedric Ave	Detached	3	3	2	\$749K	\$745K
26 September, 2016	500 Vaughan Rd	Semi-Detached	3	3	20	\$650K	\$625K
28 September, 2016	16 Ashbury Ave	Semi-Detached	2	1	13	\$490K	\$560K
29 September, 2016	38 Alameda Ave	Detached	2	2	0	\$589K	\$895K
8 October, 2016	419 Westmount Ave	Detached	3	2	11	\$778K	\$770K
11 October, 2016	353 Atlas Ave	Semi-Detached	3	2	8	\$650K	\$725K
12 October, 2016	275 Glenholme Ave	Detached	4	1	5	\$747K	\$800K
14 October, 2016	17 Hursting Ave	Detached	3	2	1	\$800K	\$920K
	25 Glenora Ave	Detached	3	3	9	\$689K	\$735K
	32 Appleton Ave	Semi-Detached	4	3	9	\$750K	\$840K
	390 Winnett Ave	Detached	4	2	3	\$1,089K	\$1,097K
	520 Northcliffe Blvd	Semi-Detached	3	2	11	\$675K	\$674K
	547 Lauder Ave	Semi-Detached	3	3	7	\$569K	\$705K
15 October, 2016	3 Lanark Ave	Semi-Detached	3	2	22	\$799K	\$775K
17 October, 2016	14 Holland Park Ave	Detached	4	2	6	\$729K	\$801K
	345 B Northcliffe Blvd	Semi-Detached	4	3	21	\$800K	\$790K
18 October, 2016	153 Holland Park Ave	Detached	3	4	20	\$1,049K	\$1,075K
19 October, 2016	489 Lauder Ave	Detached	4	4	6	\$900K	\$1,110K
	758 Vaughan Rd	Detached	2	2	8	\$519K	\$615K

Data

Month, Day, Year of Sold Date	Address1	Property Type	Bedrooms	Washrooms	Days on the Market	List Price	Sold Price
20 October, 2016	180 Cedric Ave	Detached	1	1	3	\$469K	\$472K
21 October, 2016	386 Winona Dr	Detached	3	2	4	\$750K	\$770K
24 October, 2016	423 Glenholme Ave	Detached	2	3	7	\$700K	\$810K
29 October, 2016	314 Winona Dr	Semi-Detached	3	1	12	\$500K	\$725K
30 October, 2016	238 Cedric Ave	Detached	2	2	88	\$765K	\$726K
2 November, 2016	228 Lauder Ave	Detached	4	3	0	\$849K	\$912K
	635 Glenholme Ave	Semi-Detached	3	2	14	\$799K	\$790K
3 November, 2016	51 Rogers Rd	Detached	4	4	43	\$1,000K	\$975K
	326 Glenholme Ave	Detached	3	2	9	\$900K	\$985K
4 November, 2016	461 Westmount Ave	Detached	2	2	2	\$739K	\$730K
8 November, 2016	303 Oakwood Ave	Semi-Detached	4	3	4	\$799K	\$825K
9 November, 2016	455 Oakwood Ave	Semi-Detached	3	3	6	\$825K	\$817K
12 November, 2016	65 Belvidere Ave	Semi-Detached	3	2	4	\$679K	\$807K
14 November, 2016	401 Lauder Ave	Detached	4	2	4	\$600K	\$770K
15 November, 2016	113 Gloucester Grve	Detached	1	2	4	\$868K	\$1,075K
	386 Lauder Ave	Detached	4	2	8	\$799K	\$850K
16 November, 2016	181 Lauder Ave	Semi-Detached	4	3	9	\$799K	\$890K
	614 Lauder Ave	Detached	2	1	28	\$600K	\$570K
18 November, 2016	12 Coates Ave	Detached	1	1	1	\$549K	\$626K
19 November, 2016	496 Oakwood Ave	Semi-Detached	3	2	4	\$560K	\$571K
21 November, 2016	58 Belvidere Ave	Detached	2	2	5	\$600K	\$705K
23 November, 2016	23 Lanark Ave	Detached	3	1	7	\$649K	\$806K
	254 Robina Ave	Detached	3	4	14	\$1,100K	\$1,100K
	1941 Dufferin St	Semi-Detached	3	2	7	\$619K	\$630K
25 November, 2016	311 Oakwood Ave	Semi-Detached	3	3	10	\$600K	\$640K
28 November, 2016	579 Oakwood Ave	Detached	2	3	6	\$659K	\$925K
30 November, 2016	40 Rockvale Ave	Detached	3	2	6	\$725K	\$725K
	179 Cedric Ave	Semi-Detached	3	2	26	\$699K	\$685K

Data

Month, Day, Year of Sold Date	Address1	Property Type	Bedrooms	Washrooms	Days on the Market	List Price	Sold Price
1 December, 2016	380 Lauder Ave	Detached	3	4	36	\$1,259K	\$1,206K
2 December, 2016	405 Westmount Ave	Detached	6	3	9	\$599K	\$685K
	519 Northcliffe Blvd	Detached	3	3	56	\$699K	\$695K
5 December, 2016	10 Holland Park Ave	Detached	3	1	6	\$699K	\$744K
6 December, 2016	33 Glenora Ave	Detached	2	2	7	\$629K	\$768K
	206 Lauder Ave	Detached	3	4	7	\$1,275K	\$1,446K
19 December, 2016	477 Oakwood Ave	Other	3	3	48	\$600K	\$565K
22 December, 2016	302 Winona Dr	Detached	4	2	6	\$1,000K	\$1,636K
13 January, 2017	185 Glenholme Ave	Detached	4	3	60	\$1,499K	\$1,350K
18 January, 2017	45 Robina Ave	Detached	8	5	9	\$1,390K	\$1,480K
26 January, 2017	477 Atlas Ave	Detached	2	2	0	\$850K	\$850K
9 February, 2017	352 Atlas Ave	Detached	3	4	7	\$1,249K	\$1,425K
10 February, 2017	214 Lauder Ave	Detached	4	5	3	\$1,099K	\$1,551K
	315 Atlas Ave	Semi-Detached	3	2	1	\$650K	\$900K
13 February, 2017	2 Hanson Rd	Detached	3	2	6	\$700K	\$876K
	601 Glenholme Ave	Detached	2	2	7	\$599K	\$720K
14 February, 2017	51 Clovelly Ave	Detached	2	1	1	\$749K	\$830K
16 February, 2017	15 Ashbury Ave	Detached	3	3	2	\$899K	\$1,155K
27 February, 2017	516 Lauder Ave	Detached	3	2	5	\$995K	\$1,156K
1 March, 2017	17 Hursting Ave	Detached	3	2	7	\$800K	\$1,125K
6 March, 2017	44 Rockvale Ave	Detached	3	3	6	\$729K	\$1,001K
	613 Glenholme Ave	Detached	3	4	6	\$1,000K	\$1,316K
7 March, 2017	79 Alameda Ave	Detached	2	2	8	\$795K	\$1,250K
9 March, 2017	309 Atlas Ave	Semi-Detached	3	2	2	\$599K	\$850K
	507 Oakwood Ave	Other	2	2	15	\$650K	\$650K
14 March, 2017	64 Robina Ave	Semi-Detached	3	2	6	\$899K	\$970K
20 March, 2017	220 Robina Ave	Detached	3	3	0	\$1,150K	\$1,338K
22 March, 2017	213 Lauder Ave	Semi-Detached	4	2	7	\$995K	\$1,230K

Data

Month, Day, Year of Sold Date	Address1	Property Type	Bedrooms	Washrooms	Days on the Market	List Price	Sold Price
23 March, 2017	328 Glenholme Ave	Detached	4	2	13	\$1,089K	\$1,120K
24 March, 2017	504 Lauder Ave	Semi-Detached	3	2	0	\$975K	\$990K
27 March, 2017	48 Blandford St	Semi-Detached	2	2	5	\$650K	\$718K
	183 Westmount Ave	Semi-Detached	3	3	7	\$850K	\$1,000K
29 March, 2017	1845 Dufferin St	Detached	7	4	7	\$1,199K	\$1,350K
30 March, 2017	28 Blandford St	Detached	3	2	9	\$930K	\$1,110K
	76 Alameda Ave	Detached	2	2	8	\$745K	\$950K
	1959 Dufferin St	Detached	4	3	20	\$849K	\$912K
31 March, 2017	17 Earnscliffe Rd	Detached	3	3	7	\$860K	\$1,220K
	129 Gloucester Grve	Detached	3	4	3	\$995K	\$1,400K
3 April, 2017	328 Atlas Ave	Detached	3	3	6	\$939K	\$1,150K
7 April, 2017	118 Clovelly Ave	Semi-Detached	3	2	2	\$800K	\$785K
12 April, 2017	3 Jesmond Ave	Detached	3	3	7	\$849K	\$860K
	169 Atlas Ave	Semi-Detached	2	2	8	\$779K	\$925K
13 April, 2017	54 Roseneath Gdns	Semi-Detached	3	2	9	\$899K	\$1,060K
	70 Rogers Rd	Detached	3	2	10	\$796K	\$840K
	570 Vaughan Rd	Detached	2	2	10	\$700K	\$750K
18 April, 2017	413 Winona Dr	Detached	4	4	7	\$1,399K	\$1,710K
20 April, 2017	564 Oakwood Ave	Semi-Detached	3	2	13	\$599K	\$605K
24 April, 2017	15 Strader Ave	Detached	3	2	0	\$995K	\$1,100K
	170 Cedric Ave	Detached	4	2	7	\$820K	\$1,019K
	633 Lauder Ave	Detached	3	2	20	\$850K	\$820K
25 April, 2017	22 Crang Ave	Detached	4	3	7	\$1,049K	\$1,355K
	216 Glenholme Ave	Other	2	2	7	\$850K	\$857K
26 April, 2017	581 Oakwood Ave	Detached	2	2	11	\$900K	\$905K
2 May, 2017	287 Oakwood Ave	Semi-Detached	3	2	12	\$579K	\$579K
3 May, 2017	141 Harvie Ave	Detached	3	3	5	\$799K	\$850K
	353 Winona Dr	Detached	3	1	7	\$600K	\$820K

Data

Month, Day, Year of Sold Date	Address1	Property Type	Bedrooms	Washrooms	Days on the Market	List Price	Sold Price
4 May, 2017	279 Robina Ave	Semi-Detached	3	1	9	\$729K	\$789K
6 May, 2017	1 Jesmond Ave	Detached	3	3	10	\$730K	\$770K
9 May, 2017	438 Vaughan Rd	Detached	2	2	7	\$799K	\$810K
11 May, 2017	110 Holland Park Ave	Detached	3	4	10	\$1,388K	\$1,230K
	224 Glenholme Ave	Detached	4	2	24	\$898K	\$870K
	301 Robina Ave	Detached	3	3	15	\$900K	\$855K
16 May, 2017	4 Normanna Ave	Semi-Detached	3	2	6	\$899K	\$875K
18 May, 2017	294 Arlington Ave	Semi-Detached	3	1	5	\$600K	\$605K
25 May, 2017	26 Conway Ave	Detached	3	3	0	\$999K	\$1,265K
26 May, 2017	399 Oakwood Ave	Semi-Detached	2	2	30	\$520K	\$490K
31 May, 2017	35 Glenora Ave	Detached	3	4	6	\$1,250K	\$1,261K
4 June, 2017	8 Strader Ave	Detached	2	1	9	\$799K	\$780K
6 June, 2017	559 Westmount Ave	Detached	3	3	7	\$1,000K	\$1,000K
8 June, 2017	10 Rockvale Ave	Semi-Detached	2	2	7	\$539K	\$525K
	19 Bansley Ave	Detached	3	4	3	\$1,199K	\$1,195K
	22 Amherst Ave	Detached	3	2	2	\$849K	\$902K
	132 Gloucester Grve	Detached	2	3	10	\$939K	\$890K
9 June, 2017	3 Conway Ave	Semi-Detached	3	2	17	\$690K	\$665K
14 June, 2017	141 Holland Park Ave	Semi-Detached	3	2	6	\$639K	\$650K
15 June, 2017	18 Lanark Ave	Detached	1	2	8	\$722K	\$705K
19 June, 2017	298 Arlington Ave	Semi-Detached	3	3	27	\$699K	\$650K
20 June, 2017	120 Robina Ave	Semi-Detached	3	3	42	\$1,148K	\$1,050K
21 June, 2017	244 Robina Ave	Detached	3	2	2	\$579K	\$590K
22 June, 2017	442 Glenholme Ave	Semi-Detached	3	3	8	\$699K	\$692K
23 June, 2017	151 Holland Park Ave	Detached	3	2	23	\$800K	\$810K
27 June, 2017	52 O'leary Ave	Semi-Detached	2	2	19	\$549K	\$531K
28 June, 2017	611 Winona Dr	Detached	2	2	7	\$749K	\$725K
2 July, 2017	370 Northcliffe Blvd	Detached	4	3	28	\$999K	\$950K

Data

Month, Day, Year of Sold Date	Address1	Property Type	Bedrooms	Washrooms	Days on the Market	List Price	Sold Price
8 July, 2017	198 Cedric Ave	Detached	3	3	29	\$1,000K	\$1,000K
14 July, 2017	108 Robina Ave	Detached	2	1	17	\$699K	\$690K
27 July, 2017	475 Atlas Ave	Detached	2	2	27	\$959K	\$950K
31 July, 2017	4 Eleanor Ave	Semi-Detached	2	4	17	\$540K	\$480K
2 August, 2017	145 Atlas Ave	Semi-Detached	3	2	15	\$750K	\$670K
3 August, 2017	9 Holland Park Ave	Other	4	3	38	\$1,180K	\$1,130K
6 August, 2017	249 Lauder Ave	Detached	4	2	52	\$899K	\$839K
9 August, 2017	470 Oakwood Ave	Detached	3	2	54	\$780K	\$760K
11 August, 2017	144 Robina Ave	Detached	2	2	4	\$650K	\$640K
28 August, 2017	581 Oakwood Ave	Detached	2	2	41	\$900K	\$848K
29 August, 2017	26 Jesmond Ave	Detached	3	2	17	\$600K	\$612K
	222 Oakwood Ave	Semi-Detached	4	3	24	\$768K	\$722K
30 August, 2017	452 Glenholme Ave	Semi-Detached	3	2	4	\$599K	\$703K
31 August, 2017	90 Atlas Ave	Other	6	2	7	\$999K	\$1,651K
6 September, 2017	449 Oakwood Ave	Detached	3	3	51	\$759K	\$745K
	469 Oakwood Ave	Semi-Detached	3	2	28	\$779K	\$769K
7 September, 2017	279 Lauder Ave	Detached	3	3	23	\$1,225K	\$1,205K
11 September, 2017	132 Alameda Ave	Detached	3	2	6	\$849K	\$928K
13 September, 2017	28 Falwyn Ave	Semi-Detached	3	2	7	\$600K	\$752K
15 September, 2017	130 Cedric Ave	Semi-Detached	3	3	8	\$600K	\$585K
19 September, 2017	13 Glenora Ave	Semi-Detached	3	2	6	\$699K	\$738K
	120 Cedric Ave	Detached	3	3	1	\$998K	\$1,275K
21 September, 2017	56 Amherst Ave	Detached	2	2	3	\$649K	\$705K
22 September, 2017	140 Robina Ave	Detached	3	2	10	\$759K	\$750K
	217 Robina Ave	Detached	2	2	94	\$749K	\$690K
25 September, 2017	17 Lanark Ave	Detached	2	2	5	\$818K	\$803K
	505 Winona Dr	Detached	2	2	28	\$899K	\$825K
27 September, 2017	34 Allenvale Ave	Semi-Detached	3	3	92	\$650K	\$570K

Data

Month, Day, Year of Sold Date	Address1	Property Type	Bedrooms	Washrooms	Days on the Market	List Price	Sold Price
27 September, 2017	557 Lauder Ave	Semi-Detached	3	3	57	\$699K	\$679K
28 September, 2017	48 Hanson Rd	Detached	3	2	3	\$850K	\$850K
29 September, 2017	24 Glenora Ave	Detached	3	2	8	\$998K	\$1,000K
2 October, 2017	63 Rogers Rd	Detached	4	2	6	\$750K	\$750K
4 October, 2017	479 Lauder Ave	Detached	3	2	7	\$760K	\$718K
11 October, 2017	108 Clovelly Ave	Detached	4	3	13	\$650K	\$650K
12 October, 2017	198 Westmount Ave	Semi-Detached	4	3	6	\$799K	\$853K
20 October, 2017	27 Amherst Ave	Detached	2	2	22	\$700K	\$700K
31 October, 2017	309 Atlas Ave	Semi-Detached	3	2	12	\$1,050K	\$990K
	519 Lauder Ave	Detached	3	3	6	\$900K	\$890K
3 November, 2017	275 Glenholme Ave	Detached	4	3	3	\$1,249K	\$1,275K
7 November, 2017	534A Westmount Ave	Semi-Detached	3	2	11	\$539K	\$500K
11 November, 2017	356 Glenholme Ave	Detached	3	2	38	\$939K	\$830K
13 November, 2017	440 Lauder Ave	Semi-Detached	3	3	3	\$699K	\$706K
14 November, 2017	26 O'leary Ave	Semi-Detached	2	2	8	\$649K	\$659K
15 November, 2017	6 Onslow Cres	Detached	2	2	14	\$699K	\$678K
	97 Holland Park Ave	Detached	4	2	14	\$999K	\$989K
	243B Oakwood Ave	Semi-Detached	3	4	8	\$850K	\$830K
17 November, 2017	2151A Dufferin St	Semi-Detached	3	2	27	\$750K	\$735K
21 November, 2017	4 Lanark Ave	Other	6	3	58	\$1,050K	\$950K
	548 Northcliffe Blvd	Detached	3	2	6	\$849K	\$925K
22 November, 2017	305 Lauder Ave	Detached	4	2	2	\$1,275K	\$1,320K
	618 Winona Dr	Detached	2	2	12	\$798K	\$765K
23 November, 2017	168 Cedric Ave	Detached	4	4	19	\$1,489K	\$1,425K
	472 Westmount Ave	Detached	2	1	0	\$649K	\$687K
27 November, 2017	184 Cedric Ave N	Detached	2	3	4	\$598K	\$575K
28 November, 2017	81 Roseneath Gdns	Semi-Detached	3	2	22	\$799K	\$802K
2 December, 2017	242 Lauder Ave	Detached	4	2	9	\$829K	\$800K

Data

Month, Day, Year of Sold Date	Address1	Property Type	Bedrooms	Washrooms	Days on the Market	List Price	Sold Price
4 December, 2017	332 Atlas Ave	Detached	3	2	13	\$950K	\$905K
5 December, 2017	60 Clovelly Ave	Detached	2	2	28	\$800K	\$700K
	471 Vaughan Rd	Detached	2	1	60	\$655K	\$550K
6 December, 2017	132 Atlas Ave	Other	5	6	120	\$1,988K	\$1,875K
9 December, 2017	172 Cedric Ave	Detached	2	2	9	\$749K	\$800K
10 December, 2017	446 Westmount Ave	Detached	3	2	4	\$540K	\$613K
14 December, 2017	542 Atlas Ave	Detached	2	2	7	\$989K	\$1,005K
28 December, 2017	179 Oakwood Ave	Detached	3	3	15	\$899K	\$870K
	492 Glenholme Ave	Semi-Detached	2	2	31	\$750K	\$740K
15 January, 2018	586 Lauder Ave	Detached	2	2	35	\$649K	\$625K
17 January, 2018	76 Bude St	Detached	3	2	21	\$749K	\$735K
6 February, 2018	284 Robina Ave	Semi-Detached	2	3	22	\$729K	\$705K
12 February, 2018	167 Northcliffe Blvd	Detached	4	2	6	\$1,249K	\$1,219K
13 February, 2018	160 Winnett Ave	Detached	2	2	5	\$799K	\$850K
	160B Cedric Ave	Semi-Detached	3	4	40	\$1,498K	\$1,418K
17 February, 2018	491 Lauder Ave	Semi-Detached	3	2	25	\$850K	\$815K
22 February, 2018	226 Cedric Ave	Detached	4	4	156	\$875K	\$868K
	429 Glenholme Ave	Semi-Detached	3	3	0	\$728K	\$742K
26 February, 2018	217 Winona Dr	Detached	4	1	3	\$835K	\$785K
27 February, 2018	3 Keywest Ave	Detached	2	2	18	\$659K	\$659K
	217 Northcliffe Blvd	Detached	3	2	6	\$1,188K	\$1,211K
1 March, 2018	162 Winnett Ave	Detached	2	2	15	\$849K	\$849K
2 March, 2018	54 Cloverlawn Ave	Detached	3	3	10	\$1,098K	\$1,060K
5 March, 2018	182 Arlington Ave	Detached	4	2	6	\$1,479K	\$1,683K
	494 Lauder Ave	Semi-Detached	3	3	7	\$900K	\$915K
6 March, 2018	364 Glenholme Ave	Semi-Detached	3	4	6	\$900K	\$950K
	581 Northcliffe Blvd	Detached	2	2	89	\$629K	\$563K
7 March, 2018	331 Lauder Ave	Detached	5	2	8	\$1,285K	\$1,285K

Data

Month, Day, Year of Sold Date	Address1	Property Type	Bedrooms	Washrooms	Days on the Market	List Price	Sold Price
9 March, 2018	38 Lanark Ave	Detached	2	2	9	\$799K	\$787K
15 March, 2018	1721 Eglinton Ave W	Other	3	2	51	\$800K	\$750K
16 March, 2018	144 Atlas Ave	Semi-Detached	3	2	3	\$749K	\$857K
	630 Oakwood Ave	Semi-Detached	3	2	103	\$629K	\$600K
17 March, 2018	390 Oakwood Ave	Detached	4	3	18	\$899K	\$845K
21 March, 2018	29 Roseneath Gdns	Detached	3	1	2	\$859K	\$859K
23 March, 2018	24 Falwyn Ave	Semi-Detached	3	1	44	\$899K	\$820K
27 March, 2018	112 Winnett Ave	Semi-Detached	3	2	4	\$759K	\$900K
28 March, 2018	113 Cedric Ave	Semi-Detached	2	1	8	\$539K	\$532K
	588 Northcliffe Blvd	Detached	2	2	16	\$710K	\$710K
29 March, 2018	43 Winnett Ave	Detached	3	1	3	\$1,199K	\$1,325K
	65 Lanark Ave	Detached	2	2	7	\$719K	\$760K
	428 Westmount Ave	Semi-Detached	4	3	7	\$850K	\$823K
30 March, 2018	12 Hursting Ave	Detached	4	3	3	\$1,179K	\$1,220K