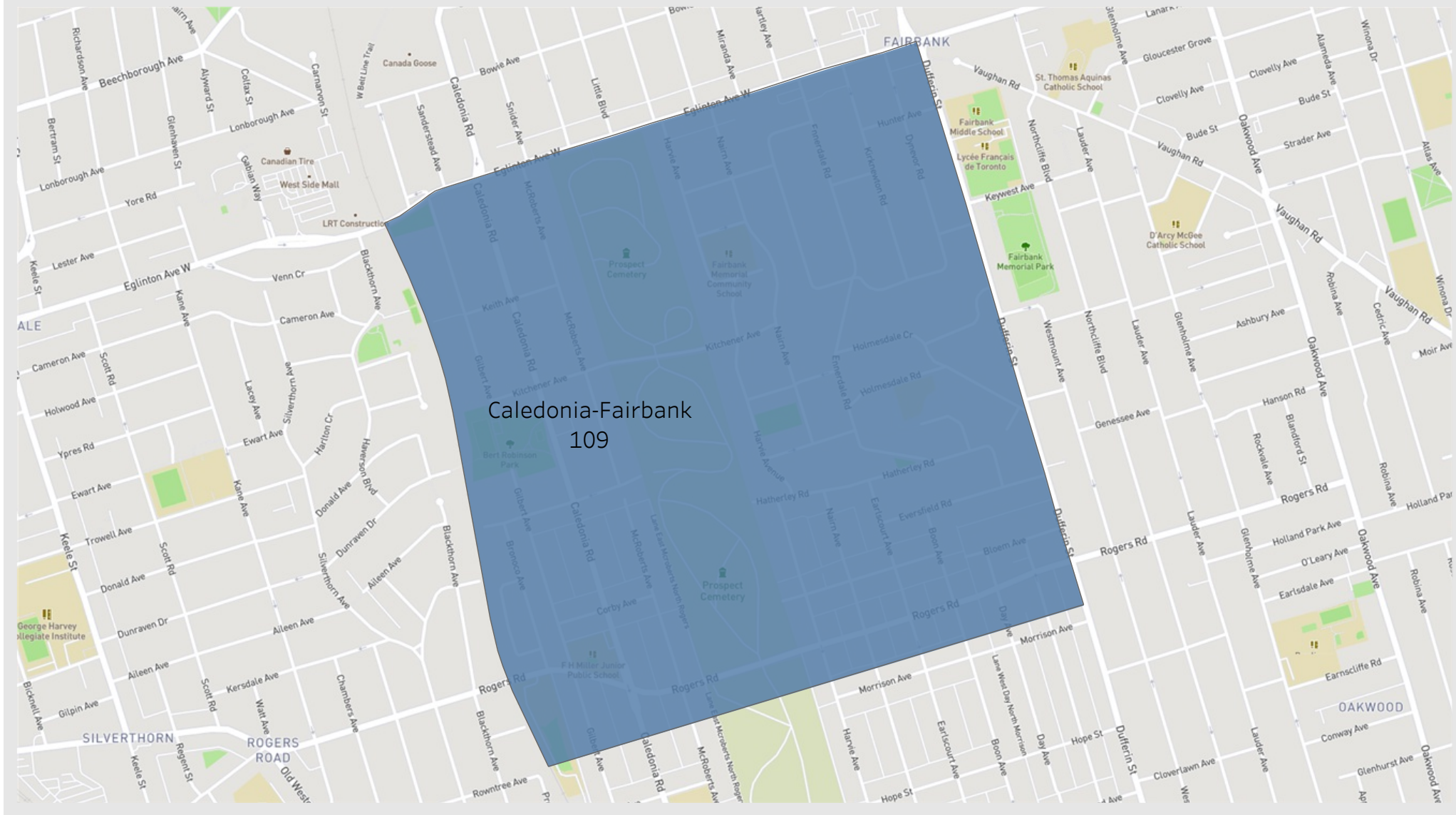
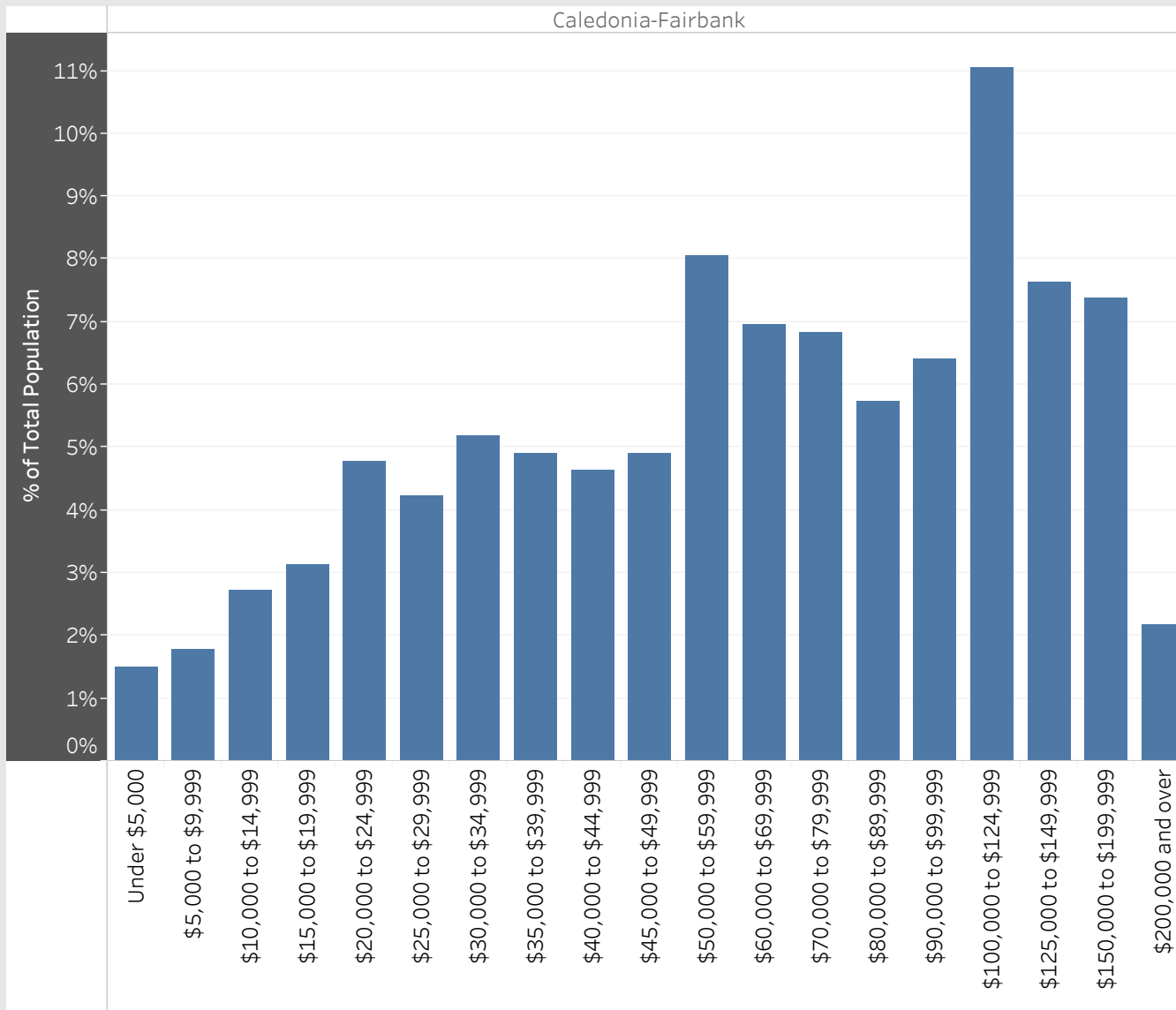


Caledonia-Fairbank
Neighbourhood Breakdown
July 1st, 2015 - March 31st, 2018

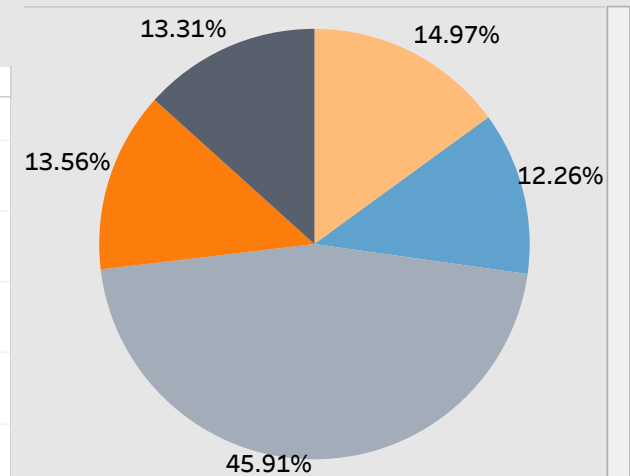


2016 StatsCan Data

Household Income in Caledonia-Fairbank



Age



- Children (0-14 years)
- Youth (15-24 years)
- Working Age (25-54 years)
- Pre-retirement (55-64 years)
- Seniors (65+ years)

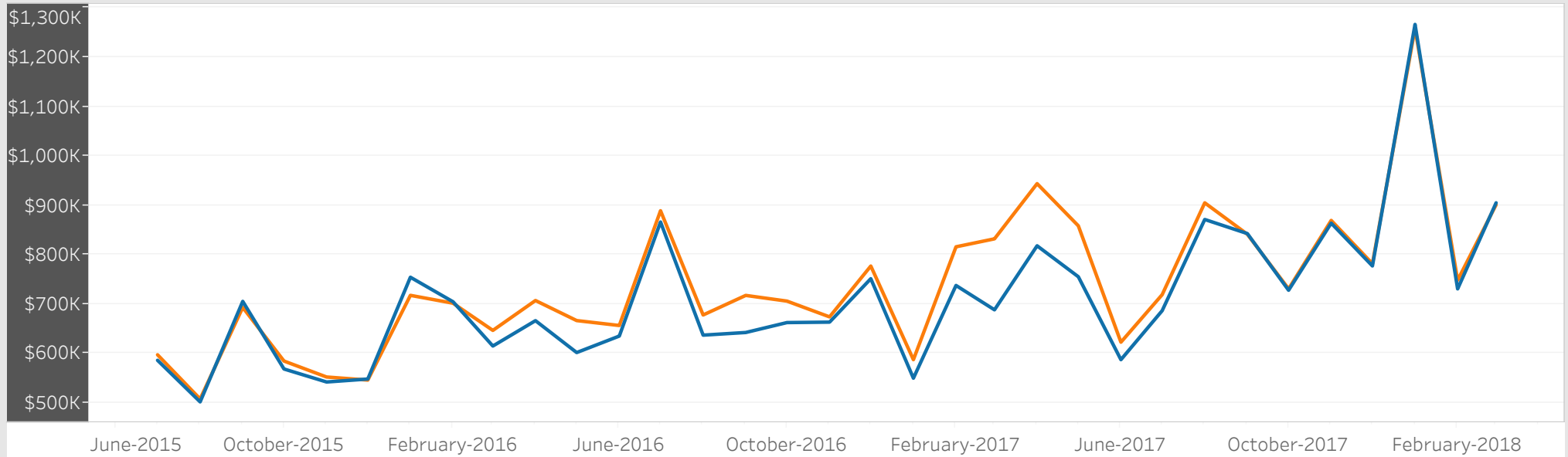
Visible Minorities

Not a visible minority	63.81%
Filipino	8.99%
Black	8.68%
Latin American	8.33%
Chinese	2.37%
South Asian	2.32%
Multiple visible minorities	1.87%
Southeast Asian	1.62%
Visible minority; n.i.e.	1.51%
Korean	0.30%
Japanese	0.10%
West Asian	0.10%
Arab	0.00%

Average Sold Price vs. Average Ask Price in Caledonia-Fairbank

■ Avg. List Price

■ Avg. Sold Price



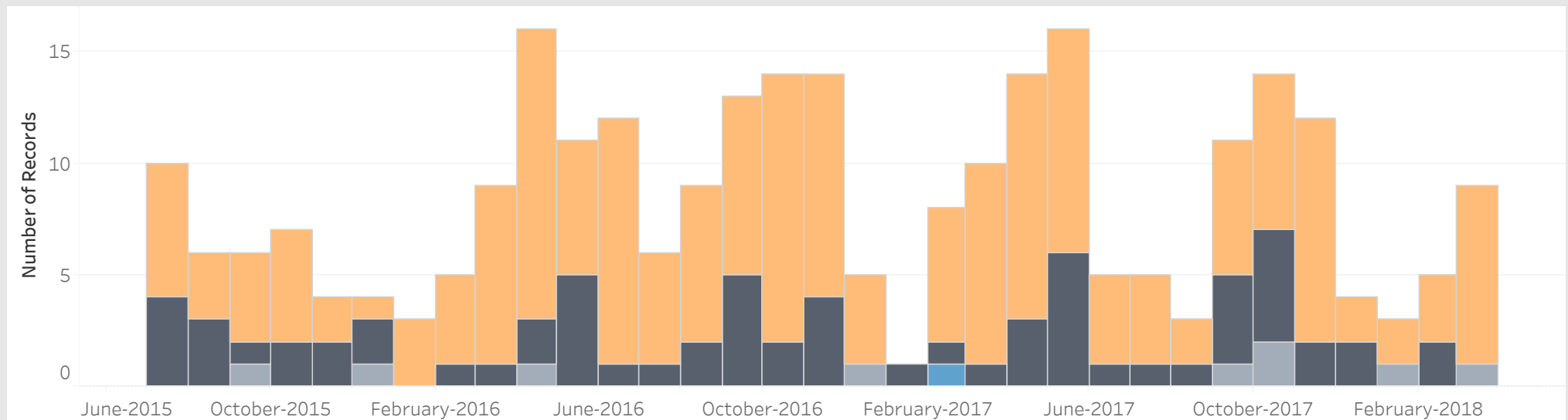
Properties Sold in Caledonia-Fairbank by Month

■ Detached

■ Semi-Detached

■ Townhouse

■ Other



Data

Month, Day, Year of Sold Date	Address1	Property Type	Bedrooms	Washrooms	Days on the Market	List Price	Sold Price
1 July, 2015	272 Gilbert Ave, Toronto	Semi-Detached	3	2	3	\$539K	\$590K
3 July, 2015	397 Mcroberts Ave, Toronto	Detached	2	3	24	\$579K	\$560K
12 July, 2015	570 Caledonia Rd, Toronto	Detached	3	4	60	\$799K	\$725K
14 July, 2015	45 Lavender Rd, Toronto	Semi-Detached	3	2	6	\$479K	\$505K
17 July, 2015	2332 Dufferin St, Toronto	Semi-Detached	3	2	3	\$539K	\$523K
19 July, 2015	351 Caledonia Rd, Toronto	Semi-Detached	3	2	6	\$500K	\$581K
20 July, 2015	388 Harvie Ave, Toronto	Detached	2	2	7	\$549K	\$635K
21 July, 2015	33 Kirknewton Rd, Toronto	Detached	2	2	1	\$570K	\$550K
23 July, 2015	16 Eversfield Rd, Toronto	Detached	3	2	2	\$749K	\$749K
	98 Ennerdale Rd, Toronto	Detached	3	2	82	\$559K	\$555K
4 August, 2015	286 Earlscourt Ave, Toronto	Semi-Detached	3	2	7	\$499K	\$533K
5 August, 2015	117 Kirknewton Rd, Toronto	Semi-Detached	3	2	10	\$575K	\$565K
17 August, 2015	2212 Dufferin St, Toronto	Detached	3	2	20	\$550K	\$529K
18 August, 2015	359 Harvie Ave, Toronto	Detached	1	2	8	\$459K	\$450K
20 August, 2015	239 Harvie Ave, Toronto	Semi-Detached	2	3	10	\$530K	\$525K
21 August, 2015	49 Teignmouth Ave, Toronto	Detached	2	2	15	\$399K	\$445K
7 September, 2015	385 Nairn Ave, Toronto	Detached	3	4	62	\$1,000K	\$995K
10 September, 2015	152 Ennerdale Rd, Toronto	Detached	3	2	2	\$679K	\$695K
	163 Harvie Ave, Toronto	Detached	2	2	9	\$550K	\$547K
15 September, 2015	546 Harvie Ave, Toronto	Detached	3	2	33	\$615K	\$565K
21 September, 2015	9 Redhill Ave, Toronto	Other	4	3	14	\$709K	\$698K
30 September, 2015	27 Alessia Circ, Toronto	Semi-Detached	3	2	8	\$680K	\$660K
1 October, 2015	262 Nairn Ave, Toronto	Detached	3	4	57	\$650K	\$648K
7 October, 2015	338 Boon Ave, Toronto	Semi-Detached	2	2	7	\$499K	\$560K
8 October, 2015	74 Hatherley Rd, Toronto	Detached	2	2	17	\$499K	\$485K
23 October, 2015	1 Rochdale Ave, Toronto	Detached	3	2	15	\$699K	\$710K
27 October, 2015	363 Harvie Ave, Toronto	Detached	4	3	8	\$679K	\$685K
28 October, 2015	81 Ennerdale Rd, Toronto	Detached	2	2	12	\$519K	\$525K

Data

Month, Day, Year of Sold Date	Address1	Property Type	Bedrooms	Washrooms	Days on the Market	List Price	Sold Price
30 October, 2015	229 Mcroberts Ave, Toronto	Semi-Detached	3	2	10	\$435K	\$480K
4 November, 2015	430A Gilbert Ave, Toronto	Semi-Detached	3	4	23	\$750K	\$735K
11 November, 2015	616A Caledonia Rd, Toronto	Detached	3	4	36	\$440K	\$433K
19 November, 2015	533 Mcroberts Ave, Toronto	Semi-Detached	3	3	14	\$630K	\$610K
22 November, 2015	369 Caledonia Rd, Toronto	Detached	2	2	7	\$349K	\$432K
6 December, 2015	19 Hatherley Rd, Toronto	Semi-Detached	3	2	7	\$500K	\$540K
9 December, 2015	8 Hatherley Rd, Toronto	Detached	2	2	25	\$579K	\$562K
10 December, 2015	1 Rowan Ave, Toronto	Other	4	4	10	\$475K	\$465K
30 December, 2015	65 Ennerdale Rd, Toronto	Semi-Detached	4	4	24	\$639K	\$618K
7 January, 2016	83 Holmesdale Rd, Toronto	Detached	3	4	6	\$1,175K	\$1,070K
9 January, 2016	22 Holmesdale Rd, Toronto	Detached	2	2	7	\$469K	\$475K
29 January, 2016	606 Mcroberts Ave	Detached	2	2	9	\$619K	\$608K
2 February, 2016	132 Hatherley Rd	Detached	3	2	8	\$620K	\$610K
10 February, 2016	89 Kirknewton Rd	Semi-Detached	3	2	13	\$560K	\$605K
22 February, 2016	546 Harvie Ave	Detached	3	3	38	\$799K	\$780K
24 February, 2016	1 Keith Ave	Detached	3	2	7	\$649K	\$649K
26 February, 2016	313 Nairn Ave	Detached	5	3	57	\$896K	\$865K
2 March, 2016	187 Gilbert Ave	Semi-Detached	3	2	5	\$550K	\$590K
3 March, 2016	15 Ennerdale Rd	Detached	2	2	8	\$500K	\$550K
7 March, 2016	135 Ennerdale Rd	Detached	3	2	60	\$629K	\$612K
	2290 Dufferin St	Detached	2	2	20	\$519K	\$510K
8 March, 2016	39 Holmesdale Rd	Detached	2	2	5	\$650K	\$700K
11 March, 2016	166 Ennerdale Rd	Detached	3	2	9	\$639K	\$730K
17 March, 2016	407 Mcroberts Ave	Detached	3	2	16	\$599K	\$590K
29 March, 2016	552 Caledonia Rd	Detached	3	3	8	\$600K	\$671K
30 March, 2016	392 Harvie Ave	Detached	3	4	20	\$850K	\$868K
1 April, 2016	34 Keith Ave	Detached	2	1	21	\$489K	\$470K
4 April, 2016	570 Harvie Ave	Detached	2	2	6	\$499K	\$585K

Data

Month, Day, Year of Sold Date	Address1	Property Type	Bedrooms	Washrooms	Days on the Market	List Price	Sold Price
4 April, 2016	614 Mcroberts Ave	Detached	2	2	15	\$525K	\$550K
7 April, 2016	91 Branstone Rd	Detached	3	2	2	\$785K	\$800K
8 April, 2016	507 Mcroberts Ave	Semi-Detached	3	2	3	\$650K	\$700K
12 April, 2016	175 Sellers Ave	Semi-Detached	2	2	7	\$555K	\$552K
13 April, 2016	454 Harvie Ave	Detached	1	3	7	\$580K	\$565K
15 April, 2016	25 Thornton Ave	Detached	3	3	4	\$535K	\$590K
	609 Harvie Ave	Detached	4	2	4	\$1,065K	\$1,140K
18 April, 2016	32 Preston Rd	Detached	3	2	6	\$549K	\$685K
	505 Caledonia Rd	Detached	3	2	5	\$650K	\$750K
19 April, 2016	432 Nairn Ave	Detached	3	5	34	\$1,018K	\$977K
20 April, 2016	276 Nairn Ave	Detached	3	2	20	\$799K	\$786K
22 April, 2016	497 Nairn Ave	Other	4	3	14	\$850K	\$870K
25 April, 2016	409 Mcroberts Ave	Detached	2	2	12	\$525K	\$530K
28 April, 2016	29 Woodcroft Cres	Detached	3	2	3	\$589K	\$765K
1 May, 2016	8 Failsworth Ave	Detached	3	3	3	\$650K	\$775K
2 May, 2016	51 Ennerdale Rd	Detached	1	2	6	\$480K	\$571K
3 May, 2016	103 Ennerdale Rd	Detached	3	4	48	\$1,069K	\$1,200K
4 May, 2016	298 Mcroberts Ave	Detached	2	2	7	\$556K	\$591K
6 May, 2016	3 Bloem Ave	Semi-Detached	2	2	8	\$500K	\$550K
	2246 Dufferin St	Semi-Detached	3	2	2	\$549K	\$549K
16 May, 2016	291 Mcroberts Ave	Detached	2	2	7	\$550K	\$628K
18 May, 2016	107 Hatherley Rd	Semi-Detached	4	2	6	\$499K	\$580K
	259 Earls court Ave	Semi-Detached	3	4	9	\$700K	\$708K
	315 Caledonia Rd	Semi-Detached	2	2	7	\$519K	\$560K
31 May, 2016	634 Mcroberts Ave	Detached	2	1	6	\$550K	\$620K
1 June, 2016	281 Harvie Ave	Detached	2	2	7	\$549K	\$655K
2 June, 2016	319 Gilbert Ave	Detached	4	3	56	\$968K	\$945K
3 June, 2016	1 Kitchener Ave	Detached	2	2	9	\$600K	\$590K

Data

Month, Day, Year of Sold Date	Address1	Property Type	Bedrooms	Washrooms	Days on the Market	List Price	Sold Price
4 June, 2016	271 Caledonia Rd	Semi-Detached	3	2	9	\$585K	\$579K
5 June, 2016	35 Holmesdale Cres	Detached	2	2	2	\$630K	\$630K
11 June, 2016	284 Harvie Ave	Detached	3	2	2	\$565K	\$745K
17 June, 2016	19 Preston Rd	Detached	3	3	28	\$749K	\$740K
20 June, 2016	112 Dynevor Rd	Detached	2	2	12	\$599K	\$620K
21 June, 2016	322 Mcroberts Ave	Detached	2	2	14	\$510K	\$510K
27 June, 2016	6 Rochdale Ave	Detached	3	2	10	\$739K	\$717K
	67 Hatherley Rd	Detached	2	1	4	\$499K	\$520K
28 June, 2016	428 Harvie Ave	Detached	2	2	7	\$630K	\$629K
13 July, 2016	9 Eversfield Rd	Detached	3	2	27	\$750K	\$730K
14 July, 2016	28 Rochdale Ave	Detached	3	2	10	\$700K	\$751K
16 July, 2016	88 Branstone Rd	Detached	3	2	4	\$799K	\$838K
25 July, 2016	250 Nairn Ave	Semi-Detached	3	2	6	\$500K	\$615K
	2090 Dufferin St	Detached	4	5	7	\$1,299K	\$1,285K
31 July, 2016	207 Ennerdale Rd	Detached	3	4	25	\$1,149K	\$1,115K
7 August, 2016	532 Caledonia Rd	Detached	2	2	4	\$499K	\$640K
8 August, 2016	220 Gilbert Ave	Detached	2	2	16	\$559K	\$533K
10 August, 2016	18 Branstone Rd	Detached	3	2	1	\$599K	\$695K
11 August, 2016	20 Bloem Ave	Detached	2	2	9	\$599K	\$660K
14 August, 2016	221 Ennerdale Rd	Detached	2	1	16	\$540K	\$500K
16 August, 2016	32B Keith Ave	Semi-Detached	3	4	0	\$799K	\$880K
18 August, 2016	3 Rochdale Ave	Detached	3	2	24	\$740K	\$700K
28 August, 2016	33 Branstone Rd	Detached	3	2	6	\$649K	\$750K
29 August, 2016	557B Caledonia Rd	Semi-Detached	3	3	82	\$750K	\$744K
5 September, 2016	511 Mcroberts Ave	Semi-Detached	3	2	4	\$650K	\$727K
12 September, 2016	20 Rochdale Ave	Detached	2	2	0	\$449K	\$551K
	272 Caledonia Rd	Detached	2	2	7	\$629K	\$600K
13 September, 2016	31 Ennerdale Rd	Detached	3	1	146	\$800K	\$775K

Data

Month, Day, Year of Sold Date	Address1	Property Type	Bedrooms	Washrooms	Days on the Market	List Price	Sold Price
13 September, 2016	477 Caledonia Rd	Detached	3	2	5	\$560K	\$630K
19 September, 2016	9 Branstone Rd	Semi-Detached	3	2	3	\$649K	\$755K
20 September, 2016	362 Mcroberts Ave	Semi-Detached	3	2	29	\$599K	\$575K
22 September, 2016	12 Kitchener Ave	Detached	4	3	10	\$750K	\$885K
26 September, 2016	272 Mcroberts Ave	Semi-Detached	3	2	8	\$499K	\$610K
27 September, 2016	32C Keith Ave	Semi-Detached	3	4	5	\$799K	\$900K
	287 Mcroberts Ave	Detached	2	1	8	\$479K	\$625K
	335 Harvie Ave	Detached	4	4	7	\$1,089K	\$1,145K
29 September, 2016	9 Woodcroft Cres	Detached	2	1	10	\$400K	\$550K
2 October, 2016	22 Thornton Ave	Detached	3	2	20	\$842K	\$800K
5 October, 2016	8 Corby Ave	Detached	3	2	2	\$599K	\$612K
7 October, 2016	5 Rochdale Ave	Detached	3	2	16	\$700K	\$715K
11 October, 2016	35 Ennerdale Rd	Detached	3	2	11	\$875K	\$860K
13 October, 2016	345 Boon Ave	Semi-Detached	2	2	2	\$549K	\$650K
14 October, 2016	18 Thornton Ave	Detached	3	2	9	\$629K	\$598K
	295 Earlscourt Ave	Detached	3	3	3	\$920K	\$905K
15 October, 2016	291 Gilbert Ave	Detached	3	2	3	\$499K	\$570K
	419 Nairn Ave	Detached	2	2	8	\$589K	\$754K
19 October, 2016	380 Caledonia Rd	Detached	2	2	7	\$500K	\$621K
22 October, 2016	505 Mcroberts Ave	Semi-Detached	3	2	2	\$650K	\$756K
25 October, 2016	293 Earlscourt Ave	Detached	2	2	7	\$700K	\$760K
	390 Harvie Ave	Detached	3	1	8	\$675K	\$738K
	2094 Dufferin St	Detached	3	2	41	\$549K	\$545K
1 November, 2016	165 Ennerdale Rd	Detached	3	2	8	\$625K	\$730K
3 November, 2016	264 Gilbert Ave	Semi-Detached	3	2	6	\$659K	\$655K
4 November, 2016	54 Eversfield Rd	Semi-Detached	2	1	18	\$469K	\$469K
5 November, 2016	53 Holmesdale Rd	Detached	2	2	54	\$699K	\$640K
	557 Nairn Ave	Detached	3	2	10	\$539K	\$660K

Data

Month, Day, Year of Sold Date	Address1	Property Type	Bedrooms	Washrooms	Days on the Market	List Price	Sold Price
11 November, 2016	71 Hatherley Rd	Detached	3	3	17	\$1,000K	\$965K
	359 Harvie Ave	Detached	1	2	3	\$535K	\$540K
12 November, 2016	3 Holmesdale Cres	Semi-Detached	2	3	17	\$500K	\$500K
	37B Keith Ave	Semi-Detached	3	3	1	\$629K	\$652K
15 November, 2016	74 Ennerdale Rd	Detached	3	2	5	\$750K	\$755K
16 November, 2016	321 Mcroberts Ave	Detached	3	4	2	\$995K	\$960K
17 November, 2016	76 Branstone Rd	Detached	3	2	8	\$630K	\$686K
	554 Nairn Ave	Detached	3	2	14	\$660K	\$650K
30 November, 2016	2252 Dufferin St	Detached	2	2	34	\$599K	\$575K
6 December, 2016	449 Gilbert Ave	Detached	3	4	5	\$789K	\$825K
7 December, 2016	124 Hatherley Rd	Detached	3	3	15	\$620K	\$625K
10 December, 2016	78 Teignmouth Ave	Other	4	3	13	\$1,099K	\$1,090K
14 December, 2016	38 Hatherley Rd	Detached	4	2	7	\$649K	\$680K
19 December, 2016	125 Hatherley Rd	Detached	2	2	7	\$600K	\$665K
30 January, 2017	311 Mcroberts Ave	Semi-Detached	2	2	6	\$550K	\$587K
4 February, 2017	4 Hunter Ave	Townhouse	3	3	80	\$905K	\$850K
9 February, 2017	123 Kitchener Ave	Detached	2	2	2	\$650K	\$753K
10 February, 2017	2100 Dufferin St	Detached	3	3	10	\$699K	\$865K
18 February, 2017	329 Nairn Ave	Detached	3	1	17	\$650K	\$823K
19 February, 2017	435 Mc Roberts Ave	Detached	2	2	10	\$729K	\$750K
20 February, 2017	66 Ennerdale Rd	Detached	3	1	5	\$799K	\$908K
26 February, 2017	587A Mcroberts Ave	Semi-Detached	3	3	13	\$820K	\$820K
28 February, 2017	442 Harvie Ave	Detached	1	2	7	\$650K	\$759K
14 March, 2017	223 Ennerdale Rd	Detached	2	2	1	\$600K	\$782K
19 March, 2017	2278 Dufferin St	Semi-Detached	3	2	8	\$797K	\$785K
21 March, 2017	36 Preston Rd	Detached	3	2	6	\$660K	\$799K
	40 Corby Ave	Detached	3	4	7	\$499K	\$725K
24 March, 2017	61 Teignmouth Ave	Detached	4	3	9	\$699K	\$820K

Data

Month, Day, Year of Sold Date	Address1	Property Type	Bedrooms	Washrooms	Days on the Market	List Price	Sold Price
27 March, 2017	328 Mcroberts Ave	Detached	2	1	6	\$529K	\$605K
28 March, 2017	544 Mcroberts Ave	Detached	2	2	6	\$650K	\$815K
29 March, 2017	516 Harvie Ave	Detached	2	2	7	\$650K	\$780K
30 March, 2017	2 Thornton Ave	Detached	4	3	10	\$800K	\$960K
	361 Mcroberts Ave	Detached	3	4	2	\$1,000K	\$1,250K
4 April, 2017	371 Nairn Ave	Detached	3	4	7	\$949K	\$1,110K
5 April, 2017	64 Bloem Ave	Detached	4	3	7	\$849K	\$950K
6 April, 2017	17 Dynevor Rd	Detached	4	3	7	\$800K	\$1,046K
10 April, 2017	272B Boon Ave	Detached	3	4	9	\$1,399K	\$1,500K
11 April, 2017	29 Ennerdale Rd	Detached	3	2	7	\$699K	\$790K
	351 Caledonia Rd	Semi-Detached	3	2	6	\$600K	\$762K
	2006 Dufferin St	Semi-Detached	3	3	3	\$750K	\$740K
12 April, 2017	100 Morrison Ave	Detached	3	2	8	\$749K	\$995K
13 April, 2017	22 Holmesdale Cres	Detached	3	2	9	\$695K	\$780K
17 April, 2017	451 Mcroberts Ave	Detached	2	2	11	\$900K	\$1,000K
18 April, 2017	4 Keith Ave	Semi-Detached	3	2	5	\$700K	\$720K
19 April, 2017	41 Dynevor Rd	Detached	3	1	8	\$580K	\$750K
	72 Branstone Rd	Detached	4	4	7	\$1,299K	\$1,476K
27 April, 2017	24 Holmesdale Rd	Detached	2	2	7	\$484K	\$595K
2 May, 2017	8 Branstone Rd	Detached	4	2	6	\$488K	\$810K
	286 Earls court Ave	Semi-Detached	3	3	6	\$825K	\$955K
3 May, 2017	490 Mcroberts Ave	Detached	3	2	8	\$695K	\$1,001K
4 May, 2017	82 Branstone Rd	Semi-Detached	4	4	12	\$980K	\$950K
5 May, 2017	353 Harvie Ave	Detached	3	3	8	\$820K	\$970K
9 May, 2017	64 Dynevor Rd	Detached	2	2	7	\$650K	\$730K
14 May, 2017	521 Caledonia Rd	Detached	2	2	16	\$690K	\$670K
15 May, 2017	607 Harvie Ave	Detached	3	2	14	\$749K	\$730K
16 May, 2017	33 Holmesdale Cres	Detached	3	3	7	\$769K	\$1,050K

Data

Month, Day, Year of Sold Date	Address1	Property Type	Bedrooms	Washrooms	Days on the Market	List Price	Sold Price
16 May, 2017	365 Harvie Ave	Detached	3	3	7	\$599K	\$700K
	378 Rogers Rd	Semi-Detached	3	2	8	\$699K	\$740K
17 May, 2017	533 Mcroberts Ave	Semi-Detached	3	2	16	\$875K	\$830K
18 May, 2017	524B Mcroberts Ave	Semi-Detached	3	4	6	\$889K	\$1,073K
21 May, 2017	367 Boon Ave	Detached	3	1	5	\$859K	\$850K
22 May, 2017	35 Rochdale Ave	Detached	3	2	7	\$669K	\$775K
28 May, 2017	88 Teignmouth Ave	Semi-Detached	3	3	5	\$830K	\$902K
5 June, 2017	60 Summit Ave	Detached	2	2	7	\$550K	\$550K
8 June, 2017	117 Dynevor Rd	Semi-Detached	3	2	10	\$589K	\$660K
12 June, 2017	299 Earls court Ave	Detached	2	2	7	\$400K	\$450K
16 June, 2017	370 Mcroberts Ave	Detached	3	3	31	\$799K	\$854K
25 June, 2017	75 Dynevor Rd	Detached	1	1	21	\$599K	\$600K
5 July, 2017	26 Eversfield Rd	Detached	2	2	9	\$499K	\$715K
11 July, 2017	195 Gilbert Ave	Detached	3	3	21	\$780K	\$750K
14 July, 2017	149 Gilbert Ave	Semi-Detached	3	2	60	\$625K	\$605K
18 July, 2017	9 Thornton Ave	Detached	3	3	1	\$780K	\$800K
31 July, 2017	31 Rochdale Ave	Detached	3	3	25	\$749K	\$725K
1 August, 2017	320 Gilbert Ave	Detached	3	4	33	\$1,169K	\$1,200K
4 August, 2017	15 Woodcroft Cres	Detached	2	1	4	\$650K	\$630K
14 August, 2017	294 Boon Ave	Semi-Detached	3	3	4	\$795K	\$885K
5 September, 2017	87 Kirknewton Rd	Semi-Detached	3	2	82	\$589K	\$565K
6 September, 2017	165 Ennerdale Rd	Detached	3	3	20	\$999K	\$900K
	358 Mcroberts Ave	Semi-Detached	3	1	1	\$550K	\$550K
11 September, 2017	288 Earls court Ave	Detached	2	2	6	\$650K	\$678K
12 September, 2017	533 Mcroberts Ave	Semi-Detached	3	2	7	\$800K	\$840K
18 September, 2017	41 Holmesdale Cres	Detached	3	2	13	\$800K	\$780K
22 September, 2017	60 Dynevor Rd	Detached	3	2	3	\$589K	\$595K
	423 Caledonia Rd	Semi-Detached	3	1	10	\$670K	\$660K

Data

Month, Day, Year of Sold Date	Address1	Property Type	Bedrooms	Washrooms	Days on the Market	List Price	Sold Price
23 September, 2017	345 Rogers Rd	Other	8	4	27	\$1,525K	\$1,527K
27 September, 2017	1 Rowan Ave	Detached	3	6	22	\$1,300K	\$1,333K
	50 Eversfield Rd	Detached	3	4	2	\$799K	\$827K
4 October, 2017	297 Gilbert Ave	Detached	3	2	16	\$725K	\$715K
5 October, 2017	138 Dynevor Rd	Detached	3	2	38	\$699K	\$684K
6 October, 2017	318 Boon Ave	Semi-Detached	3	1	30	\$599K	\$590K
7 October, 2017	347 Boon Ave	Semi-Detached	2	2	2	\$550K	\$558K
8 October, 2017	380 Mcroberts Ave	Detached	2	2	48	\$628K	\$598K
12 October, 2017	322 Mcroberts Ave	Detached	3	3	7	\$699K	\$910K
	495 Mcroberts Ave	Semi-Detached	3	2	15	\$700K	\$701K
13 October, 2017	115 Dynevor Rd	Semi-Detached	3	3	0	\$739K	\$739K
14 October, 2017	15 Kitchener Ave	Detached	3	2	2	\$969K	\$969K
18 October, 2017	283 EarlsCourt Ave	Detached	2	2	7	\$589K	\$610K
20 October, 2017	22 Keith Ave	Other	4	3	45	\$900K	\$873K
24 October, 2017	34 Branstone Rd	Other	5	3	153	\$988K	\$910K
	316 Nairn Ave	Detached	2	2	8	\$628K	\$623K
29 October, 2017	355 Caledonia Rd	Semi-Detached	3	1	6	\$779K	\$752K
2 November, 2017	46 Eversfield Rd	Detached	3	2	8	\$799K	\$800K
13 November, 2017	10 Helen Ave	Detached	3	5	34	\$1,200K	\$1,150K
15 November, 2017	362 Mcroberts Ave	Semi-Detached	3	2	9	\$698K	\$880K
16 November, 2017	95 Holmesdale Rd	Detached	2	2	16	\$484K	\$500K
	2170 Dufferin St	Detached	4	4	57	\$999K	\$860K
18 November, 2017	428 Harvie Ave	Detached	3	3	3	\$849K	\$895K
21 November, 2017	31 Woodcroft Cres	Detached	4	4	20	\$1,340K	\$1,340K
	90 Kirknewton Rd	Detached	2	2	5	\$650K	\$635K
22 November, 2017	220 Gilbert Ave	Detached	4	5	5	\$1,300K	\$1,290K
23 November, 2017	64 Summit Ave	Detached	3	2	14	\$749K	\$725K
	2287 Eglinton Ave W	Semi-Detached	3	2	17	\$600K	\$668K

Data

Month, Day, Year of Sold Date	Address1	Property Type	Bedrooms	Washrooms	Days on the Market	List Price	Sold Price
28 November, 2017	124 Branstone Rd	Detached	2	2	14	\$699K	\$690K
7 December, 2017	35 Bloem Ave	Detached	3	3	23	\$810K	\$792K
14 December, 2017	155 Gilbert Ave	Semi-Detached	3	2	27	\$1,000K	\$995K
15 December, 2017	2301 Eglinton Ave W	Semi-Detached	4	3	7	\$650K	\$695K
17 December, 2017	312 Earlscourt Ave	Detached	2	2	11	\$649K	\$645K
12 January, 2018	364 Gilbert Ave	Other	8	4	10	\$2,350K	\$2,350K
19 January, 2018	40 Kirknewton Rd	Detached	3	3	10	\$799K	\$785K
22 January, 2018	2174 Dufferin St	Detached	2	2	68	\$650K	\$640K
5 February, 2018	11 Woodcroft Cres	Semi-Detached	3	1	10	\$509K	\$503K
16 February, 2018	147 Kitchener Ave	Detached	3	3	4	\$725K	\$842K
21 February, 2018	48 Branstone Rd	Detached	3	2	6	\$750K	\$750K
23 February, 2018	509 Nairn Ave	Semi-Detached	3	3	29	\$1,120K	\$1,100K
26 February, 2018	614 Harvie Ave	Detached	3	2	11	\$550K	\$547K
1 March, 2018	29 Woodcroft Cres	Detached	4	4	35	\$1,340K	\$1,348K
5 March, 2018	12 Rochdale Ave	Detached	2	2	7	\$549K	\$650K
7 March, 2018	36 Branstone Rd	Other	5	3	58	\$968K	\$920K
	380 Caledonia Rd	Detached	2	2	2	\$650K	\$651K
9 March, 2018	248 Earlscourt Ave	Detached	0	2	9	\$689K	\$662K
13 March, 2018	266 Earlscourt Ave	Detached	2	2	8	\$450K	\$520K
14 March, 2018	41 Kirknewton Rd	Detached	5	6	40	\$1,800K	\$1,700K
25 March, 2018	112 Dynevor Rd	Detached	2	2	5	\$700K	\$695K
31 March, 2018	49 Dynevor Rd	Detached	3	2	65	\$1,000K	\$965K