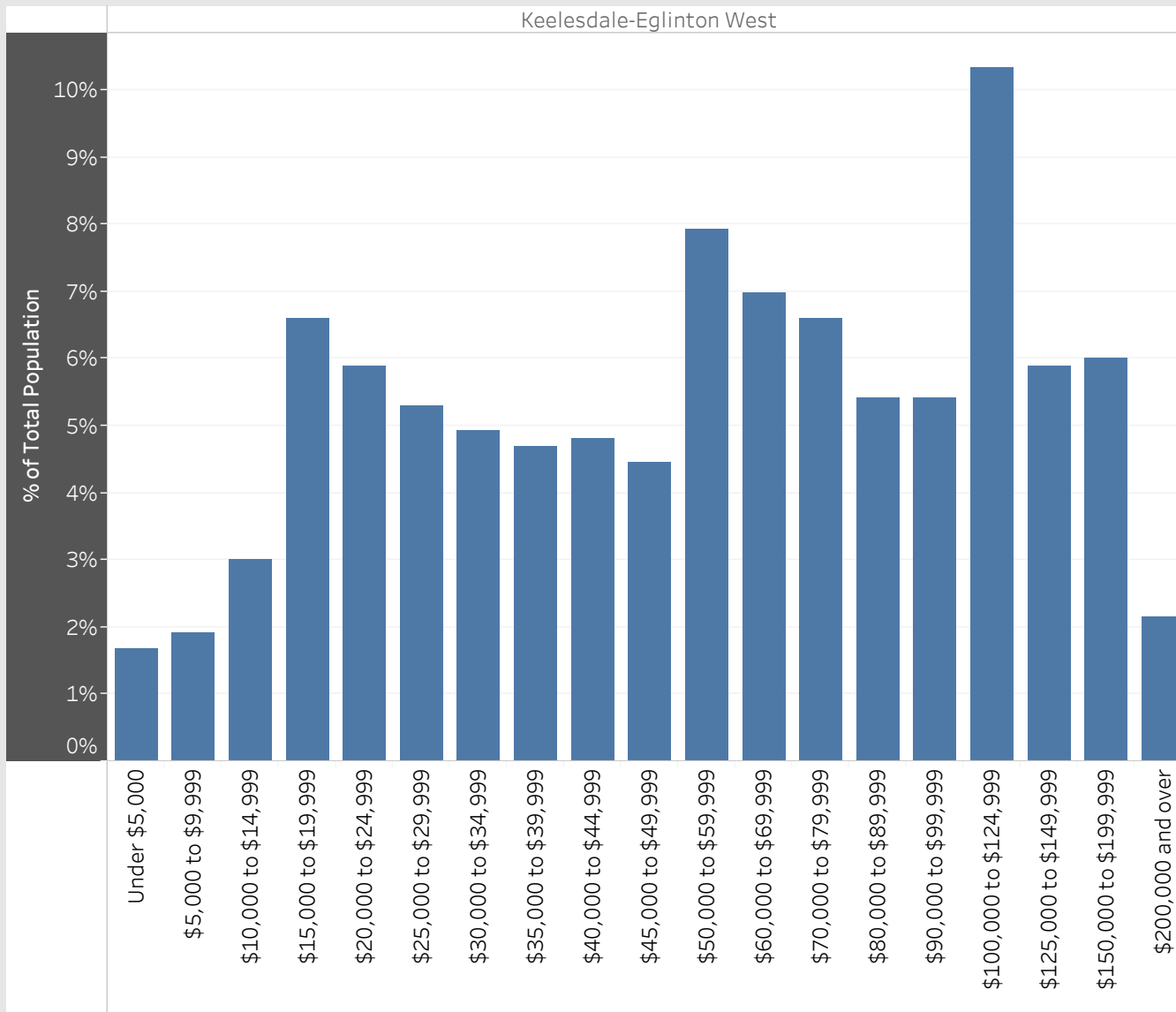


Keelesdale-Eglinton West
Neighbourhood Breakdown
July 1st, 2015 - March 31st, 2018

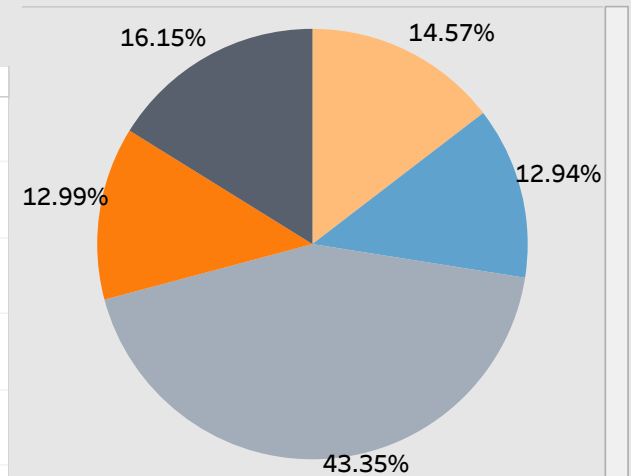


2016 StatsCan Data

Household Income in Keelesdale-Eglinton West



Age



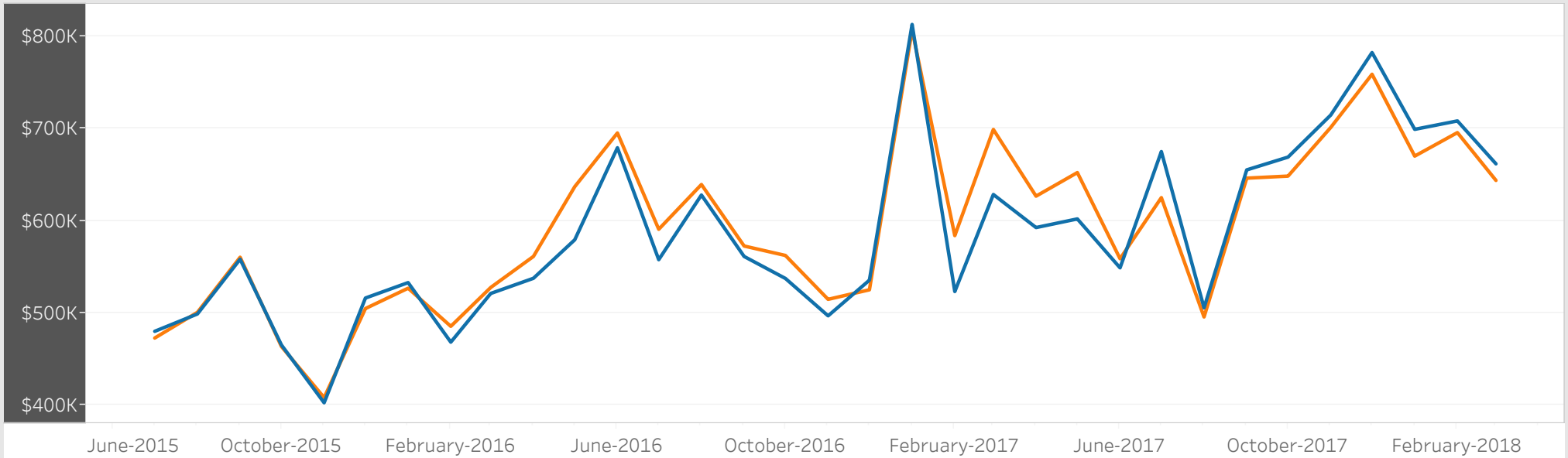
- Children (0-14 years)
- Youth (15-24 years)
- Working Age (25-54 years)
- Pre-retirement (55-64 years)
- Seniors (65+ years)

Visible Minorities

Not a visible minority	57.47%
Black	10.81%
South Asian	8.28%
Latin American	8.24%
Filipino	6.88%
Southeast Asian	3.03%
Multiple visible minorities	1.90%
Chinese	1.45%
West Asian	0.68%
Visible minority; n.i.e.	0.50%
Japanese	0.36%
Arab	0.23%
Korean	0.18%

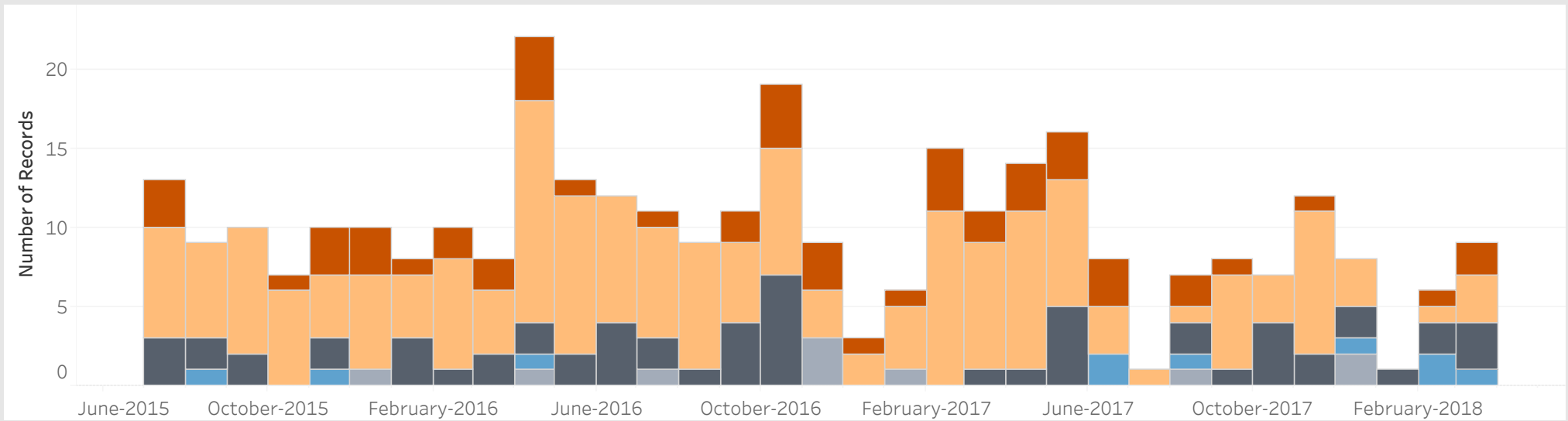
Average Sold Price vs. Average Ask Price in Keelesdale-Eglinton West

■ Avg. List Price ■ Avg. Sold Price



Properties Sold in Keelesdale-Eglinton West by Month

■ Condo ■ Detached ■ Semi-Detached ■ Townhouse ■ Other



Data

Month, Day, Year of Sold Date	Address1	Property Type	Bedrooms	Washrooms	Days on the Market	List Price	Sold Price
5 July, 2015	42 Kenora Cres, Toronto	Semi-Detached	3	2	7	\$540K	\$545K
8 July, 2015	822, 1600 Keele St, Toronto	Condo	1	2	35	\$295K	\$280K
12 July, 2015	9 Ewart Ave, Toronto	Detached	2	2	35	\$540K	\$530K
13 July, 2015	1101, 1600 Keele St, Toronto	Condo	1	1	4	\$260K	\$235K
14 July, 2015	57 Cameron Ave, Toronto	Semi-Detached	3	3	18	\$680K	\$675K
16 July, 2015	69 Regent St, Toronto	Detached	2	2	44	\$439K	\$434K
19 July, 2015	912, 1600 Keele St, Toronto	Condo	1	1	11	\$200K	\$193K
20 July, 2015	24 Dunraven Dr, Toronto	Detached	3	2	27	\$595K	\$595K
23 July, 2015	229 Donald Ave, Toronto	Detached	3	2	18	\$550K	\$550K
	233 Donald Ave, Toronto	Semi-Detached	3	2	31	\$475K	\$435K
25 July, 2015	5 Lavender Rd, Toronto	Detached	2	2	11	\$580K	\$620K
31 July, 2015	34 Aileen Ave, Toronto	Detached	3	3	16	\$529K	\$520K
	166 Dunraven Dr, Toronto	Detached	2	2	18	\$560K	\$536K
4 August, 2015	4 Sundel Ave, Toronto	Detached	3	3	41	\$499K	\$550K
9 August, 2015	310 Silverthorn Ave, Toronto	Detached	3	3	24	\$450K	\$430K
13 August, 2015	1622 Keele St, Toronto	Semi-Detached	2	2	20	\$350K	\$350K
16 August, 2015	1951 Keele St, Toronto	Detached	2	2	8	\$499K	\$498K
23 August, 2015	211 Bicknell Ave, Toronto	Semi-Detached	3	2	2	\$459K	\$441K
25 August, 2015	222 Silverthorn Ave, Toronto	Townhouse	2	2		\$450K	\$450K
29 August, 2015	61 Scott Rd, Toronto	Detached	3	2	50	\$660K	\$635K
	69 Westbury Cres, Toronto	Detached	2	2	6	\$575K	\$563K
	378 Silverthorn Ave, Toronto	Detached	3	2	12	\$549K	\$591K
1 September, 2015	85 Bicknell Ave, Toronto	Detached	2	2	11	\$499K	\$565K
2 September, 2015	208 Bicknell Ave, Toronto	Semi-Detached	3	1	8	\$449K	\$460K
7 September, 2015	17 Kane Ave, Toronto	Detached	4	4	130	\$859K	\$845K
11 September, 2015	110 Trowell Ave, Toronto	Detached	3	2	1	\$550K	\$550K
20 September, 2015	36 Harlton Cres, Toronto	Detached	2	2	4	\$509K	\$490K
22 September, 2015	389 Blackthorn Ave, Toronto	Semi-Detached	3	3	9	\$600K	\$625K

Data

Month, Day, Year of Sold Date	Address1	Property Type	Bedrooms	Washrooms	Days on the Market	List Price	Sold Price
28 September, 2015	424 Blackthorn Ave, Toronto	Detached	2	2	13	\$450K	\$440K
	458 Silverthorn Ave, Toronto	Detached	5	2	33	\$650K	\$632K
	1852 Keele St, Toronto	Detached	2	2	7	\$499K	\$483K
29 September, 2015	242 Rosethorn Ave, Toronto	Detached	2	2	4	\$519K	\$515K
8 October, 2015	34 Kersdale Ave, Toronto	Detached	2	2	11	\$580K	\$575K
	485 Silverthorn Ave, Toronto	Detached	2	2	3	\$500K	\$480K
9 October, 2015	152 Aileen Ave, Toronto	Detached	2	2	66	\$540K	\$530K
13 October, 2015	63 Scott Rd, Toronto	Detached	2	3	6	\$549K	\$548K
20 October, 2015	910, 1600 Keele St, Toronto	Condo	1	1	23	\$209K	\$203K
22 October, 2015	120 Ewart Ave, Toronto	Detached	2	2	87	\$530K	\$500K
25 October, 2015	241 Aileen Ave, Toronto	Detached	3	1	5	\$350K	\$410K
1 November, 2015	85 Westbury Cres, Toronto	Detached	2	2	6	\$550K	\$575K
2 November, 2015	250 Kane Ave, Toronto	Detached	3	2	5	\$475K	\$481K
	713, 1600 Keele St, Toronto	Condo	1	1	31	\$209K	\$208K
11 November, 2015	18 Bicknell Ave, Toronto	Detached	2	2	20	\$460K	\$450K
12 November, 2015	1012, 1600 Keele St, Toronto	Condo	1	1	105	\$190K	\$180K
16 November, 2015	17 Kenora Cres, Toronto	Detached	2	2	11	\$550K	\$542K
23 November, 2015	80 Donald Ave, Toronto	Semi-Detached	3	2	9	\$400K	\$445K
	220 Chambers Ave, Toronto	Townhouse	3	4	56	\$650K	\$623K
24 November, 2015	129 Kane Ave, Toronto	Semi-Detached	3	3	95	\$360K	\$400K
25 November, 2015	508, 1600 Keele St, Toronto	Condo	1	1	8	\$185K	\$180K
2 December, 2015	25 Kenora Cres, Toronto	Detached	2	2	14	\$579K	\$570K
3 December, 2015	110 Westbury Cres, Toronto	Detached	2	2		\$550K	\$550K
	910, 541 Blackthorn Ave, Toronto	Condo	1	1	42	\$227K	\$215K
6 December, 2015	54 Cameron Ave, Toronto	Other	6	4	26	\$789K	\$789K
7 December, 2015	233 Bicknell Ave, Toronto	Detached	2	2	7	\$590K	\$607K
8 December, 2015	167 Chambers Ave, Toronto	Detached	3	3	15	\$669K	\$650K
12 December, 2015	19A Venn Cres, Toronto	Detached	2	3	6	\$670K	\$636K

Data

Month, Day, Year of Sold Date	Address1	Property Type	Bedrooms	Washrooms	Days on the Market	List Price	Sold Price
14 December, 2015	1003, 1600 Keele St, Toronto	Condo	1	1	47	\$190K	\$180K
15 December, 2015	1124, 1600 Keele St, Toronto	Condo	1	1	48	\$210K	\$197K
22 December, 2015	530 Silverthorn Ave, Toronto	Detached	3	3	65	\$689K	\$655K
5 January, 2016	52 Bicknell Ave, Toronto	Detached	3	2	22	\$580K	\$569K
7 January, 2016	14 Rotherham Ave, Toronto	Detached	2	2	50	\$569K	\$528K
10 January, 2016	168 Kane Ave, Toronto	Detached	2	2	7	\$478K	\$489K
21 January, 2016	69 Trowell Ave	Semi-Detached	3	2	24	\$489K	\$520K
24 January, 2016	470A Silverthorn Ave	Semi-Detached	3	2	6	\$590K	\$591K
27 January, 2016	308, 541 Blackthorn Ave	Condo	1	1	8	\$220K	\$224K
29 January, 2016	84 Dunraven Dr	Detached	3	3	53	\$659K	\$634K
31 January, 2016	19 Trowell Ave	Semi-Detached	3	3	6	\$679K	\$661K
9 February, 2016	69 Dunraven Dr	Detached	2	2	7	\$349K	\$395K
	337 Blackthorn Ave	Detached	2	2	6	\$469K	\$581K
16 February, 2016	7 Hertford Ave	Detached	3	3	20	\$629K	\$606K
	388 Blackthorn Ave	Detached	2	2	6	\$500K	\$600K
20 February, 2016	188 Scott Rd	Detached	2	2	18	\$530K	\$515K
23 February, 2016	50 Aileen Ave	Detached	3	2	11	\$499K	\$479K
	717, 1600 Keele St	Condo	2	1	37	\$270K	\$252K
25 February, 2016	27 Kane Ave	Detached	5	3	16	\$639K	\$635K
	822, 1600 Keele St	Condo	2	2	29	\$300K	\$298K
26 February, 2016	90 Dunraven Dr	Semi-Detached	3	2	28	\$500K	\$495K
1 March, 2016	237 1/2 Dunraven Dr	Semi-Detached	2	2	13	\$550K	\$560K
11 March, 2016	23 Haverson Blvd	Detached	3	4	14	\$929K	\$924K
12 March, 2016	814, 1600 Keele St	Condo	1	1	2	\$205K	\$195K
13 March, 2016	179 Rosethorn Ave	Detached	3	4	6	\$569K	\$595K
16 March, 2016	185 Chambers Ave	Semi-Detached	3	2	27	\$568K	\$555K
21 March, 2016	240 Donald Ave	Detached	3	3	5	\$629K	\$623K
29 March, 2016	55 Yarrow Rd	Detached	2	2	8	\$500K	\$540K

Data

Month, Day, Year of Sold Date	Address1	Property Type	Bedrooms	Washrooms	Days on the Market	List Price	Sold Price
31 March, 2016	1510, 541 Blackthorn Ave	Condo	1	1	9	\$220K	\$230K
1 April, 2016	1619 Keele St	Detached	3	2	3	\$540K	\$515K
4 April, 2016	51 Lavender St	Semi-Detached	3	2	230	\$619K	\$596K
	185 Kane Ave	Semi-Detached	3	2	7	\$539K	\$676K
5 April, 2016	38 Ypres Rd	Detached	3	1	7	\$499K	\$671K
	223 Bicknell Ave	Detached	3	2	1	\$535K	\$525K
7 April, 2016	125 Scott Rd	Detached	3	4	7	\$889K	\$940K
9 April, 2016	489 Silverthorn Ave	Detached	2	2	1	\$510K	\$520K
	710, 1600 Keele St	Condo	2	1	12	\$255K	\$250K
13 April, 2016	194 Chambers Ave	Detached	2	2	7	\$499K	\$499K
14 April, 2016	26 Kane Ave	Townhouse	3	3	8	\$600K	\$630K
	141 Kane Ave	Detached	2	1	9	\$425K	\$460K
	151 Kane Ave	Other	4	3	13	\$830K	\$802K
15 April, 2016	21 Kenora Cres	Detached	2	3	10	\$600K	\$590K
	177 Donald Ave	Detached	3	3	2	\$699K	\$705K
18 April, 2016	19 Aileen Ave	Detached	3	3	7	\$760K	\$780K
20 April, 2016	1799 Keele St	Detached	2	2	20	\$549K	\$530K
21 April, 2016	810, 1600 Keele St	Condo	1	1	8	\$218K	\$240K
25 April, 2016	32 Rotherham Ave	Detached	2	2	23	\$679K	\$667K
26 April, 2016	60 Kane Ave	Detached	3	3	7	\$535K	\$707K
27 April, 2016	806, 1600 Keele St	Condo	1	1	0	\$250K	\$266K
28 April, 2016	71 Kersdale Ave	Detached	3	2	9	\$589K	\$580K
29 April, 2016	711, 1600 Keele St	Condo	1	1	76	\$210K	\$200K
1 May, 2016	3 Sundel Ave	Semi-Detached	3	3	10	\$500K	\$561K
2 May, 2016	48 Bicknell Ave	Semi-Detached	2	2	4	\$400K	\$525K
	177 Cameron Ave	Detached	2	2	21	\$580K	\$580K
4 May, 2016	455 Blackthorn Ave	Detached	3	2	0	\$599K	\$610K
6 May, 2016	3 Lacey Ave	Detached	5	3	2	\$849K	\$835K

Data

Month, Day, Year of Sold Date	Address1	Property Type	Bedrooms	Washrooms	Days on the Market	List Price	Sold Price
9 May, 2016	41 Lacey Ave	Detached	3	2	11	\$590K	\$743K
11 May, 2016	21 Dunraven Dr	Detached	5	3	9	\$499K	\$552K
14 May, 2016	14 Gilpin Ave	Detached	3	2	15	\$610K	\$690K
17 May, 2016	1017, 1600 Keele St	Condo	1	2	1	\$280K	\$275K
18 May, 2016	98 Aileen Ave	Detached	3	3	6	\$649K	\$775K
21 May, 2016	14 Haverson Blvd	Detached	4	3	12	\$619K	\$592K
26 May, 2016	67 Lavender Rd	Detached	3	2	41	\$588K	\$581K
30 May, 2016	1740 Keele St	Detached	6	3	19	\$769K	\$960K
1 June, 2016	185 Bicknell Ave	Detached	2	2	14	\$499K	\$541K
2 June, 2016	1836 Keele St	Detached	2	2	6	\$559K	\$539K
3 June, 2016	37 Donald Ave	Detached	4	4	38	\$1,260K	\$1,249K
	57 Venn Cres	Semi-Detached	2	2	8	\$530K	\$611K
8 June, 2016	211 Bicknell Ave	Semi-Detached	3	3	6	\$599K	\$632K
14 June, 2016	110 Trowell Ave	Detached	3	2	4	\$600K	\$705K
15 June, 2016	2 Ypres Rd	Detached	3	3	27	\$759K	\$746K
17 June, 2016	39 Cameron Ave	Detached	4	6	39	\$1,189K	\$1,155K
23 June, 2016	72 Donald Ave	Semi-Detached	3	2	14	\$499K	\$493K
26 June, 2016	35 Gilpin Ave	Semi-Detached	3	2	13	\$570K	\$530K
28 June, 2016	36 Dunraven Dr	Detached	2	2	6	\$500K	\$565K
30 June, 2016	325 Silverthorn Ave	Detached	2	2	17	\$585K	\$575K
7 July, 2016	303 Blackthorn Ave	Detached	2	2	3	\$488K	\$600K
13 July, 2016	309, 541 Blackthorn Ave	Condo	1	1	14	\$220K	\$220K
15 July, 2016	23 Bicknell Ave	Detached	2	2	32	\$600K	\$574K
	239 Dunraven Dr	Semi-Detached	3	2	4	\$425K	\$456K
16 July, 2016	69 Dunraven Dr	Detached	2	2	4	\$490K	\$568K
19 July, 2016	9 Bicknell Ave	Detached	3	2	8	\$499K	\$547K
20 July, 2016	41 Hillary Ave	Detached	4	4	57	\$825K	\$820K
	421 Silverthorn Ave	Semi-Detached	3	3	9	\$499K	\$580K

Data

Month, Day, Year of Sold Date	Address1	Property Type	Bedrooms	Washrooms	Days on the Market	List Price	Sold Price
22 July, 2016	65 Lavender Rd	Other	4	4	49	\$590K	\$560K
26 July, 2016	8 Lacey Ave	Detached	3	4	61	\$1,000K	\$999K
29 July, 2016	117 Ewart Ave	Detached	2	2	11	\$500K	\$575K
2 August, 2016	7 Landour Ave	Detached	4	3	49	\$829K	\$834K
3 August, 2016	14 Bicknell Ave	Detached	3	1	14	\$620K	\$610K
5 August, 2016	125 Trowell Ave	Detached	2	2	30	\$560K	\$575K
	311 Silverthorn Ave	Detached	2	1	18	\$500K	\$485K
8 August, 2016	115 Regent St	Detached	3	3	40	\$739K	\$725K
13 August, 2016	468 Silverthorn Ave	Semi-Detached	3	3	2	\$649K	\$770K
16 August, 2016	553 Blackthorn Ave	Detached	3	2	11	\$629K	\$690K
25 August, 2016	240 Chambers Ave	Detached	2	1	22	\$500K	\$445K
30 August, 2016	190 Chambers Ave	Detached	2	2	7	\$625K	\$620K
1 September, 2016	263 Kane Ave	Detached	5	2	10	\$755K	\$757K
7 September, 2016	394 Kane Ave	Detached	2	2	10	\$599K	\$590K
20 September, 2016	1679 Keele St	Semi-Detached	3	2	43	\$620K	\$619K
21 September, 2016	8 Bicknell Ave	Detached	3	2	9	\$450K	\$520K
23 September, 2016	195 Chambers Ave	Detached	3	2	1	\$750K	\$740K
	714, 541 Blackthorn Ave	Condo	1	1	2	\$219K	\$223K
24 September, 2016	30 Donald Ave	Semi-Detached	3	3	18	\$828K	\$785K
	85 Kersdale Ave	Semi-Detached	3	3	2	\$650K	\$680K
	1509, 541 Blackthorn Ave	Condo	1	1	1	\$236K	\$233K
25 September, 2016	214 Bicknell Ave	Semi-Detached	3	2	4	\$599K	\$634K
28 September, 2016	36 Juliet Cres	Detached	2	2	9	\$469K	\$518K
1 October, 2016	9B Harlton Cres	Semi-Detached	3	2	18	\$680K	\$680K
	417 Silverthorn Ave	Detached	3	2	5	\$740K	\$740K
	911, 1600 Keele St	Condo	1	1	4	\$210K	\$220K
2 October, 2016	1624 Keele St	Semi-Detached	3	2	12	\$499K	\$515K
3 October, 2016	510, 1600 Keele St	Condo	1	1	83	\$270K	\$260K

Data

Month, Day, Year of Sold Date	Address1	Property Type	Bedrooms	Washrooms	Days on the Market	List Price	Sold Price
5 October, 2016	50 Aileen Ave	Detached	3	2	6	\$449K	\$533K
11 October, 2016	45 Lavender Rd	Semi-Detached	3	2	7	\$650K	\$638K
	310 Silverthorn Ave	Detached	3	3	8	\$649K	\$730K
13 October, 2016	19 Bicknell Ave	Detached	3	2	2	\$499K	\$562K
16 October, 2016	88 Dunraven Dr	Semi-Detached	3	2	3	\$499K	\$610K
	102 Scott Rd	Detached	3	2	12	\$575K	\$640K
17 October, 2016	705, 541 Blackthorn Ave	Condo	2	1	13	\$270K	\$280K
18 October, 2016	563 Silverthorn Ave	Semi-Detached	3	3	6	\$799K	\$875K
20 October, 2016	509, 1600 Keele St	Condo	1	1	3	\$270K	\$270K
21 October, 2016	308 Silverthorn Ave	Detached	2	3	2	\$599K	\$592K
24 October, 2016	676 Old Weston Rd	Detached	3	2	78	\$650K	\$640K
29 October, 2016	33 Yarrow Rd	Detached	1	2	1	\$559K	\$590K
30 October, 2016	9A Harlton Cres	Semi-Detached	3	3	16	\$720K	\$711K
31 October, 2016	1648 Keele St	Semi-Detached	4	4	14	\$625K	\$600K
1 November, 2016	1019, 1600 Keele St	Condo	1	1	13	\$275K	\$265K
5 November, 2016	2681 Eglinton Ave W	Other	0	0	32	\$975K	\$970K
9 November, 2016	13 Kenora Cres	Detached	4	3	6	\$599K	\$708K
10 November, 2016	1110, 1600 Keele St	Condo	1	1	10	\$295K	\$292K
11 November, 2016	178 Dunraven Dr	Detached	4	3	7	\$800K	\$796K
12 November, 2016	54 Donald Ave	Detached	1	1	3	\$399K	\$485K
17 November, 2016	1022, 1600 Keele St	Condo	2	2	6	\$300K	\$316K
21 November, 2016	475D Rogers Rd	Other	0	0	115	\$280K	\$265K
28 November, 2016	479A Rogers Rd	Other	0	0	122	\$550K	\$537K
1 December, 2016	346 Blackthorn Ave	Detached	1	2	62	\$569K	\$549K
6 December, 2016	109 Ewart Ave	Detached	3	2	21	\$799K	\$782K
9 December, 2016	205, 1600 Keele St	Condo	1	1	11	\$239K	\$245K
5 January, 2017	1 Donald Ave	Detached	5	3	2	\$729K	\$800K
14 January, 2017	53 Trowell Ave	Detached	4	2	79	\$799K	\$730K

Data

Month, Day, Year of Sold Date	Address1	Property Type	Bedrooms	Washrooms	Days on the Market	List Price	Sold Price
20 January, 2017	68 Regent St	Detached	2	3	11	\$650K	\$650K
26 January, 2017	1016, 1600 Keele St	Condo	1	2	14	\$299K	\$295K
30 January, 2017	2685 Eglinton Ave W	Other	0	0	15	\$1,100K	\$1,090K
31 January, 2017	2 Hyde Ave	Detached	2	4	75	\$1,299K	\$1,275K
7 February, 2017	143 Blackthorn Ave	Detached	2	2	1	\$570K	\$655K
9 February, 2017	1013, 1600 Keele St	Condo	1	1	8	\$269K	\$265K
10 February, 2017	34 Rotherham Ave	Detached	2	2	4	\$699K	\$751K
	567 Rogers Rd	Detached	3	3	25	\$749K	\$725K
11 February, 2017	720, 1600 Keele St	Condo	1	1	10	\$175K	\$195K
13 February, 2017	1619 Keele St	Detached	3	2	11	\$588K	\$620K
16 February, 2017	722, 1600 Keele St	Condo	2	2	10	\$305K	\$296K
17 February, 2017	14 Bicknell Ave	Detached	3	2	11	\$600K	\$718K
	709, 1600 Keele St	Condo	1	1	9	\$299K	\$290K
18 February, 2017	57 Yarrow Rd	Detached	3	3	1	\$748K	\$792K
24 February, 2017	534 Silverthorn Ave	Detached	2	2	9	\$490K	\$705K
25 February, 2017	33 Lacey Ave	Detached	4	3	11	\$749K	\$720K
26 February, 2017	193 Kane Ave	Detached	2	2	5	\$500K	\$696K
27 February, 2017	14 Rotherham Ave	Detached	2	2	29	\$580K	\$585K
28 February, 2017	1842 Keele St	Detached	2	1	6	\$529K	\$745K
1 March, 2017	21 Ypres Rd	Semi-Detached	3	3	21	\$799K	\$900K
2 March, 2017	1611 Keele St	Detached	2	2	3	\$615K	\$620K
5 March, 2017	104 Aileen Ave	Detached	3	2	5	\$629K	\$745K
6 March, 2017	386 Blackthorn Ave	Detached	1	1	10	\$559K	\$590K
7 March, 2017	24 Dunraven Dr	Detached	3	2	5	\$659K	\$800K
	803, 541 Blackthorn Ave	Condo	1	1	8	\$200K	\$250K
8 March, 2017	34 Aileen Ave N	Detached	4	3	20	\$699K	\$686K
14 March, 2017	75 Dunraven Dr	Detached	4	3	7	\$769K	\$790K
	620, 1600 Keele St	Condo	1	1	7	\$185K	\$196K

Data

Month, Day, Year of Sold Date	Address1	Property Type	Bedrooms	Washrooms	Days on the Market	List Price	Sold Price
24 March, 2017	17 Haverson Blvd	Detached	3	5	1	\$1,199K	\$1,375K
31 March, 2017	59 Scott Rd	Detached	2	2	8	\$600K	\$736K
1 April, 2017	503, 1600 Keele St	Condo	1	1	2	\$300K	\$300K
3 April, 2017	44 Bicknell Ave	Detached	3	2	6	\$688K	\$825K
	49 Hillary Ave	Detached	3	2	0	\$700K	\$727K
5 April, 2017	10 Haverson Blvd	Detached	4	4	7	\$879K	\$1,050K
	1002, 1600 Keele St	Condo	1	1	21	\$319K	\$314K
9 April, 2017	56 Bicknell Ave	Detached	3	2	2	\$700K	\$710K
17 April, 2017	389 Blackthorn Ave	Semi-Detached	3	3	0	\$729K	\$803K
	491 Silverthorn Ave	Detached	2	2	4	\$499K	\$605K
20 April, 2017	55 Regent St	Detached	3	2	27	\$800K	\$769K
25 April, 2017	177 Chambers Ave	Detached	2	1	8	\$469K	\$525K
	360 Kane Ave	Detached	2	2	20	\$730K	\$710K
26 April, 2017	150 Aileen Ave	Detached	2	2	16	\$729K	\$700K
28 April, 2017	612, 1600 Keele St	Condo	1	1	18	\$255K	\$250K
29 April, 2017	379 Silverthorn Ave	Detached	1	1	11	\$500K	\$485K
2 May, 2017	51 Cameron Ave	Detached	3	2	8	\$499K	\$677K
	1122, 1600 Keele St	Condo	2	2	3	\$340K	\$345K
4 May, 2017	705, 1600 Keele St	Condo	2	1	6	\$330K	\$330K
8 May, 2017	201 Chambers Ave	Detached	2	2	5	\$499K	\$592K
	485 Silverthorn Ave	Detached	2	2	7	\$629K	\$767K
9 May, 2017	74 Donald Ave	Semi-Detached	3	2	7	\$469K	\$550K
	231 Bicknell Ave	Detached	2	1	7	\$539K	\$650K
11 May, 2017	30 Commodore Ave	Detached	3	2	7	\$650K	\$860K
13 May, 2017	661 Old Weston Rd	Semi-Detached	3	3	12	\$599K	\$589K
17 May, 2017	71 Kane Ave	Semi-Detached	3	3	1	\$780K	\$780K
	567 Silverthorn Ave	Semi-Detached	3	3	16	\$840K	\$825K
21 May, 2017	383 Silverthorn Ave	Detached	3	2	5	\$729K	\$700K

Data

Month, Day, Year of Sold Date	Address1	Property Type	Bedrooms	Washrooms	Days on the Market	List Price	Sold Price
22 May, 2017	25 Yarrow Rd	Detached	3	3	5	\$830K	\$820K
23 May, 2017	571 Rogers Rd	Detached	2	3	6	\$700K	\$739K
26 May, 2017	616, 1600 Keele St	Condo	1	2	2	\$319K	\$361K
30 May, 2017	238 Aileen Ave	Semi-Detached	3	3	7	\$880K	\$850K
1 June, 2017	54 Donald Ave	Detached	3	3	1	\$999K	\$959K
13 June, 2017	110, 541 Blackthorn Ave	Condo	1	1	19	\$280K	\$263K
14 June, 2017	28 Hillary Ave	Detached	2	2	15	\$699K	\$690K
	473B Rogers Rd	Townhouse	2	2	13	\$480K	\$492K
22 June, 2017	903, 1600 Keele St	Condo	1	1	8	\$274K	\$273K
25 June, 2017	519, 1600 Keele St	Condo	1	1	3	\$330K	\$341K
28 June, 2017	71 Kersdale Ave	Detached	3	2	6	\$850K	\$950K
30 June, 2017	475C Rogers Rd	Townhouse	2	2	8	\$480K	\$504K
22 July, 2017	36 Harlton Cres	Detached	2	2	38	\$675K	\$625K
2 August, 2017	10 Hillary Ave	Detached	2	1	4	\$379K	\$415K
	475B Rogers Rd	Townhouse	2	2	13	\$500K	\$500K
4 August, 2017	52 Ypres Rd	Semi-Detached	3	2	46	\$600K	\$555K
	125 Kane Ave	Semi-Detached	3	2	16	\$600K	\$595K
	815, 541 Blackthorn Ave	Condo	1	1	22	\$250K	\$248K
13 August, 2017	47A Yarrow Rd	Other	5	3	10	\$900K	\$864K
15 August, 2017	1001, 1600 Keele St	Condo	1	1	21	\$311K	\$293K
3 September, 2017	25 Woodenhill Crt	Semi-Detached	3	2	18	\$680K	\$666K
5 September, 2017	103 Holwood Ave	Detached	1	2	41	\$535K	\$520K
8 September, 2017	3 Yarrow Rd	Detached	2	2	6	\$629K	\$619K
13 September, 2017	17 Lacey Ave	Detached	1	2	35	\$529K	\$515K
14 September, 2017	402, 1600 Keele St	Condo	2	2	3	\$380K	\$420K
19 September, 2017	529 Silverthorn Ave	Detached	4	2	33	\$699K	\$700K
26 September, 2017	8 Helen Ave	Detached	3	5	8	\$1,189K	\$1,150K
27 September, 2017	102 Ypres Rd	Detached	0	0	21	\$600K	\$579K

Data

Month, Day, Year of Sold Date	Address1	Property Type	Bedrooms	Washrooms	Days on the Market	List Price	Sold Price
6 October, 2017	5 Woodenhill Crt	Semi-Detached	3	2	10	\$690K	\$690K
10 October, 2017	82 Kane Ave	Semi-Detached	4	2	7	\$650K	\$651K
13 October, 2017	228 Rosethorn Ave	Semi-Detached	4	4	31	\$875K	\$848K
14 October, 2017	241 Rosethorn Ave	Detached	2	2	9	\$550K	\$545K
20 October, 2017	57 Hillary Ave	Detached	3	2	2	\$650K	\$645K
21 October, 2017	9 Woodenhill Crt	Semi-Detached	3	2	38	\$669K	\$635K
30 October, 2017	20 Aileen Ave	Detached	2	1	46	\$599K	\$525K
6 November, 2017	152 Scott Rd	Detached	3	2	5	\$690K	\$696K
7 November, 2017	23 Bicknell Ave	Detached	2	2	26	\$700K	\$690K
	28 Holwood Ave	Detached	4	2	53	\$830K	\$810K
8 November, 2017	54 Donald Ave	Detached	3	3	25	\$725K	\$725K
9 November, 2017	46 Lavender Rd	Detached	2	2	6	\$499K	\$565K
19 November, 2017	39 Ypres Rd	Semi-Detached	3	4	10	\$885K	\$880K
20 November, 2017	36 Juliet Cres	Detached	2	2	27	\$749K	\$745K
	711, 1600 Keele St	Condo	1	1	4	\$269K	\$264K
22 November, 2017	23 Kane Ave	Detached	4	2	21	\$699K	\$645K
26 November, 2017	97 Holwood Ave	Detached	3	3	4	\$879K	\$803K
29 November, 2017	156 Aileen Ave	Detached	3	3	14	\$800K	\$790K
30 November, 2017	448 Silverthorn Ave	Semi-Detached	5	3	73	\$849K	\$800K
5 December, 2017	82 Scott Rd	Detached	3	2	64	\$900K	\$880K
6 December, 2017	69 Regent St	Detached	3	2	14	\$589K	\$615K
8 December, 2017	94 Kane Ave	Semi-Detached	3	3	58	\$870K	\$828K
11 December, 2017	75 Dunraven Dr	Other	4	3	65	\$749K	\$730K
17 December, 2017	37 Lacey Ave	Semi-Detached	3	4	6	\$930K	\$910K
19 December, 2017	123, 2 Bicknell Ave	Townhouse	2	2	48	\$460K	\$460K
	189 Dunraven Dr	Detached	3	1	29	\$660K	\$637K
20 December, 2017	24A Bicknell Ave	Other	4	3	198	\$1,100K	\$1,010K
23 January, 2018	59 Lavender Rd	Semi-Detached	3	2	12	\$699K	\$670K

Data

Month, Day, Year of Sold Date	Address1	Property Type	Bedrooms	Washrooms	Days on the Market	List Price	Sold Price
5 February, 2018	126, 2 Bicknell Ave	Townhouse	2	2	34	\$465K	\$465K
9 February, 2018	350A Blackthorn Ave	Semi-Detached	3	3	4	\$799K	\$770K
10 February, 2018	116, 2 Bicknell Ave	Townhouse	3	2	9	\$668K	\$668K
14 February, 2018	1104, 1600 Keele St	Condo	1	1	6	\$329K	\$340K
25 February, 2018	34 Donald Ave	Semi-Detached	3	3	111	\$800K	\$795K
28 February, 2018	6 Helen Ave	Detached	3	5	30	\$1,188K	\$1,135K
7 March, 2018	802, 1600 Keele St	Condo	2	1	4	\$349K	\$365K
11 March, 2018	9A Harlton Cres	Semi-Detached	2	3	6	\$785K	\$765K
13 March, 2018	10 Hillary Ave	Detached	2	2	45	\$629K	\$605K
	311, 541 Blackthorn Ave	Condo	1	1	24	\$260K	\$282K
	563 Silverthorn Ave	Semi-Detached	3	3	11	\$980K	\$940K
20 March, 2018	324 Blackthorn Ave	Semi-Detached	4	2	19	\$659K	\$590K
23 March, 2018	170 Dunraven Dr	Detached	3	3	67	\$875K	\$800K
26 March, 2018	218A Chambers Ave	Townhouse	3	4	23	\$799K	\$795K
27 March, 2018	22 Kane Ave	Detached	2	2	6	\$619K	\$651K