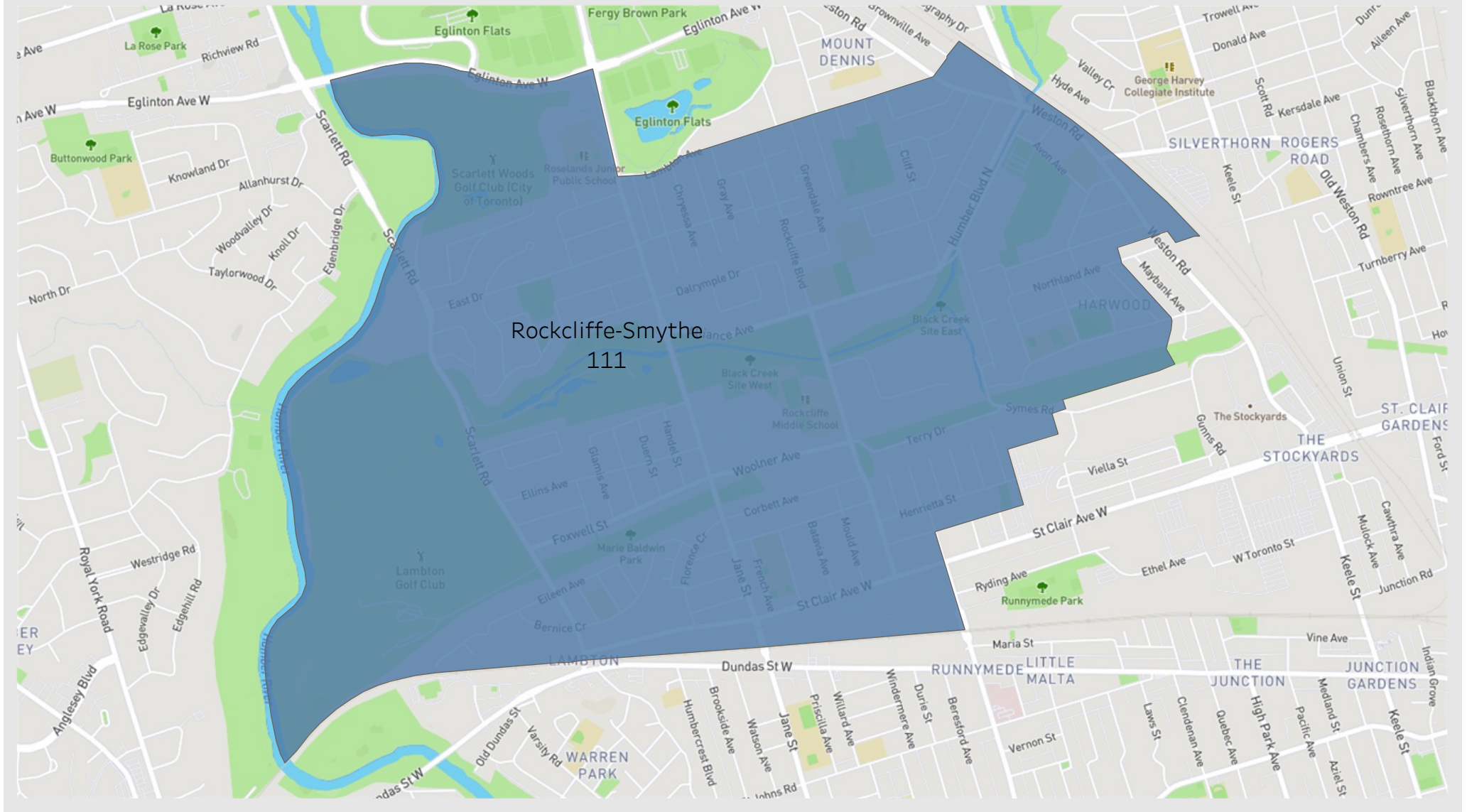
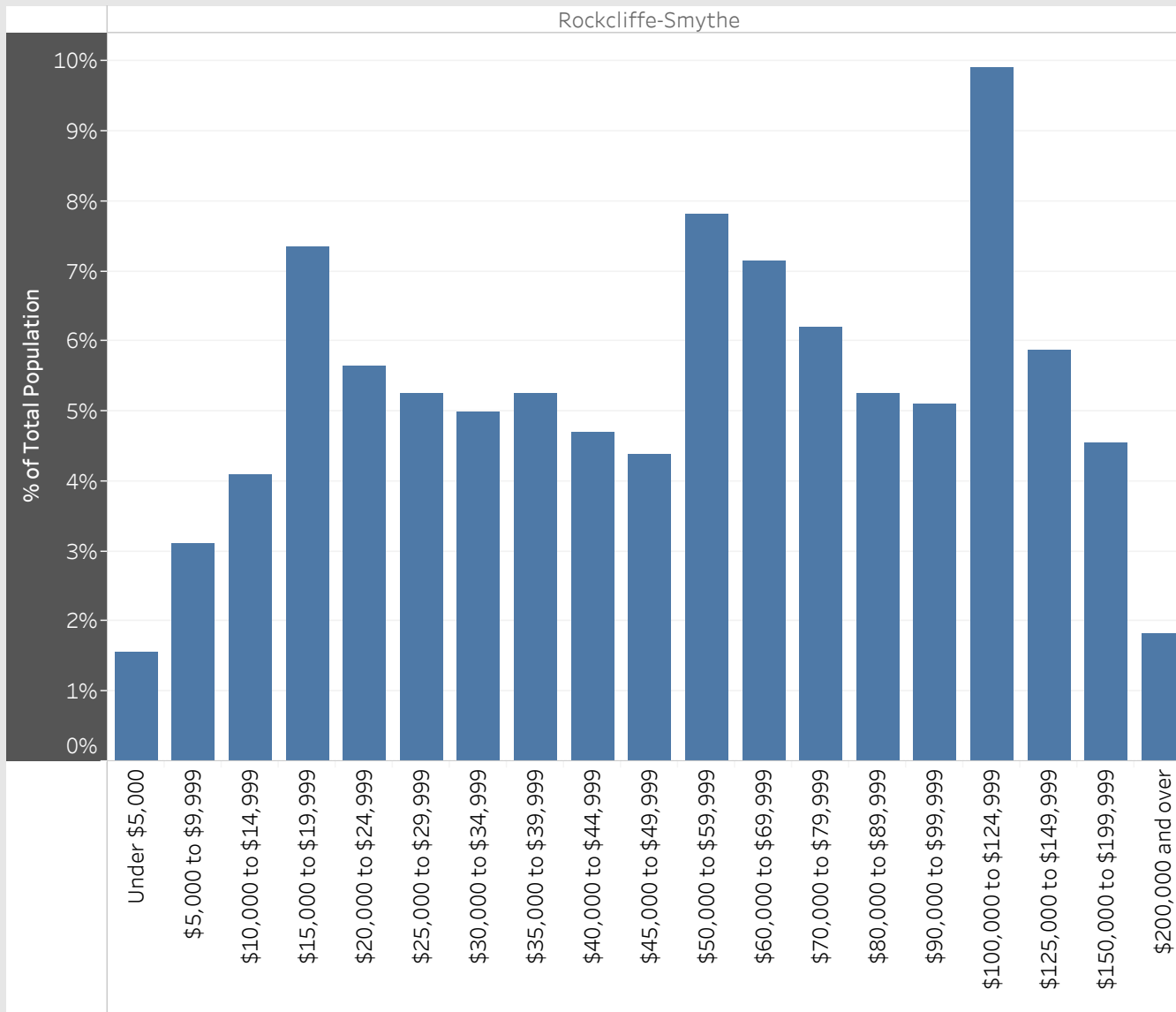


Rockcliffe-Smythe
Neighbourhood Breakdown
July 1st, 2015 - March 31st, 2018

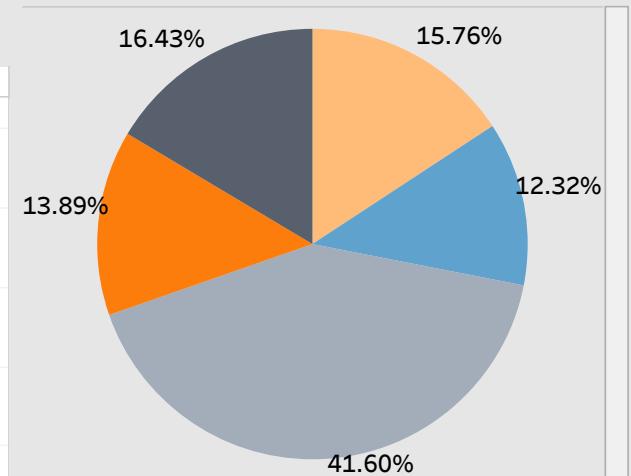


2016 StatsCan Data

Household Income in Rockcliffe-Smythe



Age



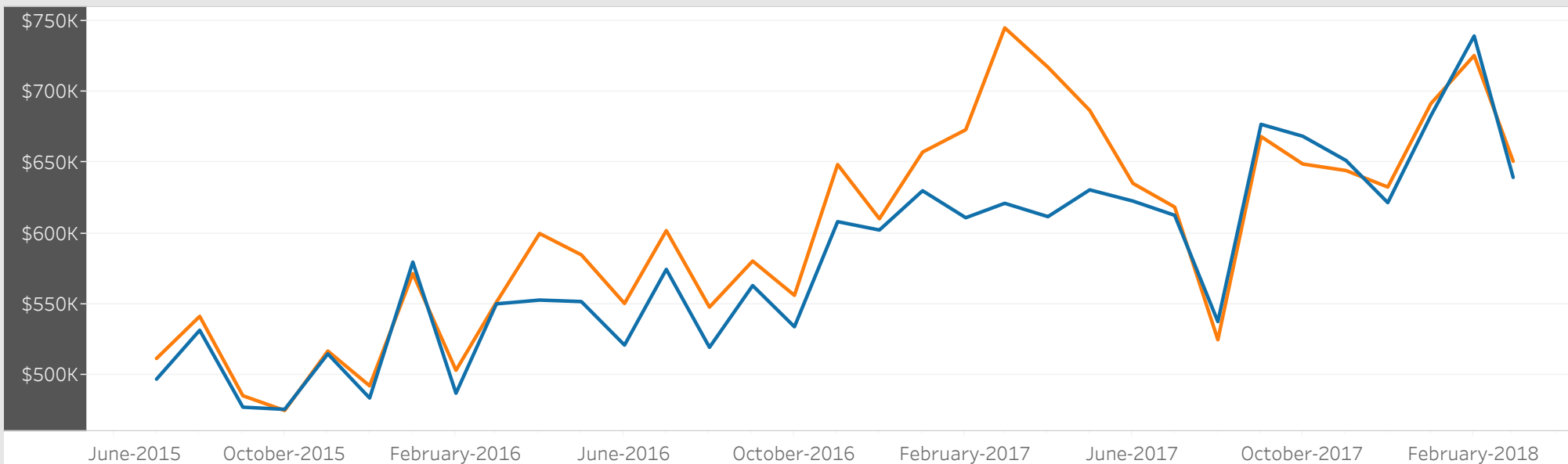
- Children (0-14 years)
- Youth (15-24 years)
- Working Age (25-54 years)
- Pre-retirement (55-64 years)
- Seniors (65+ years)

Visible Minorities

Not a visible minority	54.01%
Black	15.30%
Latin American	9.90%
Southeast Asian	5.78%
South Asian	4.46%
Filipino	3.53%
Chinese	2.09%
Multiple visible minorities	1.76%
Visible minority; n.i.e.	1.49%
Arab	0.65%
Japanese	0.41%
West Asian	0.38%
Korean	0.25%

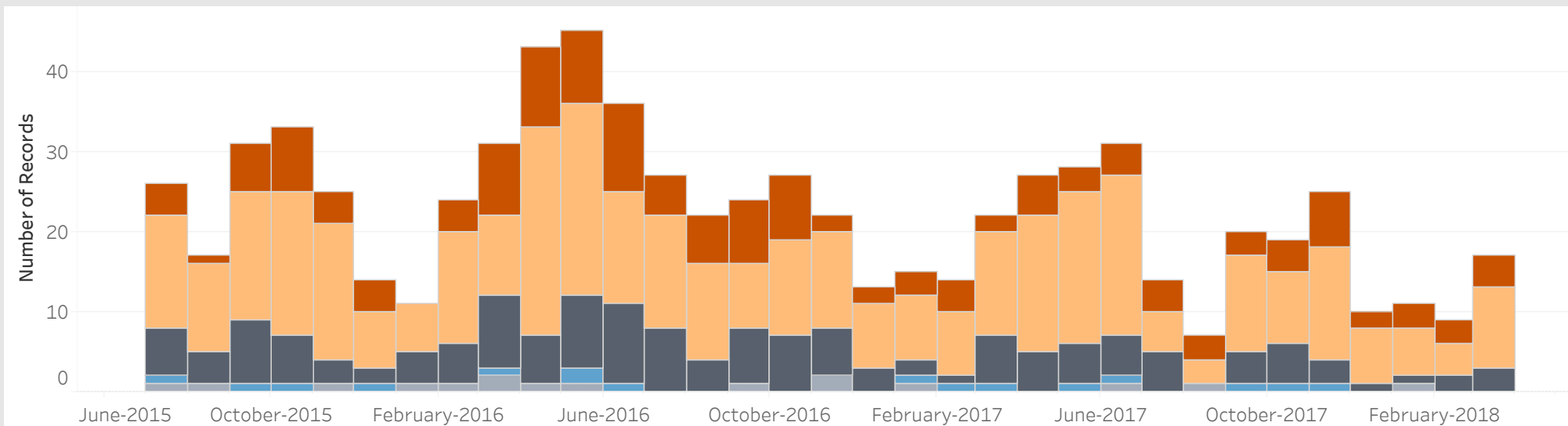
Average Sold Price vs. Average Ask Price in Rockcliffe-Smythe

■ Avg. List Price ■ Avg. Sold Price



Properties Sold in Rockcliffe-Smythe by Month

■ Condo ■ Detached ■ Semi-Detached ■ Townhouse ■ Other



Data

Month, Day, Year of Sold Date	Address1	Property Type	Bedrooms	Washrooms	Days on the Market	List Price	Sold Price
1 July, 2015	40 Chryessa Ave, Toronto	Semi-Detached	3	2	24	\$599K	\$589K
4 July, 2015	103 Henrietta St, Toronto	Detached	3	3	6	\$585K	\$557K
5 July, 2015	104 Cayuga Ave, Toronto	Semi-Detached	3	3	19	\$580K	\$635K
6 July, 2015	14 Bexley Cres, Toronto	Detached	2	1	8	\$400K	\$435K
8 July, 2015	14 Handel St, Toronto	Detached	3	2	10	\$559K	\$559K
9 July, 2015	110 Pritchard Ave, Toronto	Detached	2	2	11	\$400K	\$375K
10 July, 2015	71 Grandville Ave, Toronto	Other	3	3	5	\$299K	\$430K
12 July, 2015	38 East Dr, Toronto	Detached	3	3	5	\$650K	\$643K
	707, 270 Scarlett Rd, Toronto	Condo	2	1	11	\$269K	\$269K
14 July, 2015	46 Cynthia Rd, Toronto	Detached	2	2	13	\$519K	\$555K
	113 Cordella Ave, Toronto	Semi-Detached	3	2	7	\$449K	\$540K
15 July, 2015	2004, 260 Scarlett Rd, Toronto	Condo	3	2	72	\$379K	\$375K
16 July, 2015	205, 870 Jane St, Toronto	Townhouse	2	2	25	\$320K	\$313K
	1301, 260 Scarlett Rd, Toronto	Condo	3	2	2	\$415K	\$420K
19 July, 2015	8 Lapp St, Toronto	Detached	3	2	25	\$600K	\$595K
	26 Pritchard Ave, Toronto	Detached	2	2	4	\$460K	\$425K
21 July, 2015	20 French Ave, Toronto	Semi-Detached	2	2	5	\$405K	\$454K
23 July, 2015	9 Kinghorn Ave, Toronto	Detached	2	2	15	\$649K	\$645K
	43 Haney Ave, Toronto	Detached	3	5	39	\$998K	\$970K
	51 Beechwood Ave, Toronto	Detached	2	2	11	\$395K	\$435K
26 July, 2015	8 Marshall Blvd, Toronto	Detached	3	4	5	\$699K	\$700K
	862 Weston Rd, Toronto	Semi-Detached	3	3	4	\$389K	\$383K
27 July, 2015	14 Cameo Cres, Toronto	Semi-Detached	3	2	6	\$500K	\$557K
	30 Kinghorn Ave, Toronto	Detached	2	1	7	\$489K	\$523K
30 July, 2015	24 Avon Ave, Toronto	Detached	3	3	21	\$500K	\$505K
	303, 260 Scarlett Rd, Toronto	Condo	3	2	1	\$415K	\$416K
5 August, 2015	9 Avalon Ave, Toronto	Semi-Detached	3	3	97	\$699K	\$680K
	83 Dalrymple Dr, Toronto	Semi-Detached	3	3	5	\$529K	\$561K

Data

Month, Day, Year of Sold Date	Address1	Property Type	Bedrooms	Washrooms	Days on the Market	List Price	Sold Price
6 August, 2015	20 Royal St, Toronto	Semi-Detached	3	2	3	\$539K	\$549K
9 August, 2015	11 Greendale Ave, Toronto	Detached	2	2	5	\$525K	\$535K
	56 Foxwell St, Toronto	Detached	2	2	6	\$500K	\$575K
	68 Gray Ave, Toronto	Detached	3	2	6	\$540K	\$565K
11 August, 2015	64 Greendale Ave, Toronto	Detached	3	1	7	\$360K	\$375K
20 August, 2015	810 Jane St, Toronto	Other	6	3	50	\$595K	\$579K
25 August, 2015	24 Rockcliffe Blvd, Toronto	Detached	3	2	7	\$499K	\$500K
26 August, 2015	2005, 250 Scarlett Rd, Toronto	Condo	3	2	27	\$400K	\$390K
27 August, 2015	10 Seneca Ave, Toronto	Detached	2	2	28	\$419K	\$400K
	19 Homeview Ave, Toronto	Detached	2	2	13	\$500K	\$480K
	47 Bexley Cres, Toronto	Detached	4	3	13	\$599K	\$590K
	152 Edinborough Crt, Toronto	Semi-Detached	3	3	21	\$639K	\$623K
28 August, 2015	59 Eileen Ave, Toronto	Detached	3	3	5	\$650K	\$675K
	148 Eileen Ave, Toronto	Detached	4	2	38	\$650K	\$620K
31 August, 2015	19 Cliff St, Toronto	Detached	2	2	7	\$395K	\$506K
2 September, 2015	111 Dalrymple Dr, Toronto	Semi-Detached	3	2	10	\$549K	\$540K
3 September, 2015	18 Louvain St, Toronto	Detached	4	3	14	\$489K	\$499K
9 September, 2015	55 Hilldale Rd, Toronto	Semi-Detached	3	2	10	\$500K	\$495K
11 September, 2015	76 Grandville Ave, Toronto	Detached	2	1	4	\$460K	\$465K
	1011, 260 Scarlett Rd, Toronto	Condo	3	2	4	\$408K	\$410K
12 September, 2015	1810, 250 Scarlett Rd, Toronto	Condo	3	2	11	\$400K	\$380K
13 September, 2015	76 Beechwood Ave, Toronto	Detached	3	2	12	\$650K	\$640K
14 September, 2015	5 Gray Ave, Toronto	Detached	2	2	9	\$440K	\$443K
	105 Spears St, Toronto	Detached	3	2	7	\$600K	\$638K
15 September, 2015	728 Weston Rd, Toronto	Detached	3	2	8	\$400K	\$380K
16 September, 2015	44 Beechwood Ave, Toronto	Detached	2	2	9	\$384K	\$410K
	54 Woodgate Dr, Toronto	Detached	2	2	77	\$596K	\$585K
18 September, 2015	703, 270 Scarlett Rd, Toronto	Condo	2	2	5	\$449K	\$449K

Data

Month, Day, Year of Sold Date	Address1	Property Type	Bedrooms	Washrooms	Days on the Market	List Price	Sold Price
20 September, 2015	47 Cynthia Rd, Toronto	Detached	3	2	7	\$600K	\$575K
	56 Batavia Ave, Toronto	Detached	2	2	6	\$529K	\$570K
	705, 260 Scarlett Rd, Toronto	Condo	3	2	4	\$374K	\$374K
21 September, 2015	1 Pritchard Ave, Toronto	Detached	2	2	9	\$400K	\$455K
	602, 240 Scarlett Rd, Toronto	Condo	2	1	7	\$355K	\$352K
22 September, 2015	14 Ravenal St, Toronto	Semi-Detached	3	2	8	\$480K	\$505K
	15 Blakley Ave, Toronto	Semi-Detached	3	3	2	\$479K	\$522K
23 September, 2015	572 Alliance Ave, Toronto	Semi-Detached	3	3	24	\$626K	\$592K
24 September, 2015	1608, 260 Scarlett Rd, Toronto	Condo	3	1	11	\$259K	\$262K
26 September, 2015	5 Norval St, Toronto	Semi-Detached	3	1	19	\$400K	\$390K
	117 Scarlett Rd, Toronto	Detached	3	2	4	\$650K	\$640K
27 September, 2015	25 Homeview Ave, Toronto	Detached	2	1	7	\$389K	\$466K
	75 Cameo Cres, Toronto	Semi-Detached	3	2	5	\$585K	\$625K
28 September, 2015	12 Cashman Cres, Toronto	Detached	3	2	6	\$490K	\$570K
29 September, 2015	2 Lapp St, Toronto	Semi-Detached	3	4	18	\$600K	\$625K
	18 White Ave, Toronto	Detached	2	2	50	\$463K	\$425K
	66 Rockcliffe Blvd, Toronto	Detached	3	2	22	\$490K	\$479K
	209, 870 Jane St, Toronto	Townhouse	2	2	15	\$300K	\$283K
1 October, 2015	60 Chryessa Ave, Toronto	Detached	4	2	28	\$500K	\$506K
4 October, 2015	75 Eileen Ave, Toronto	Detached	3	1	10	\$380K	\$450K
5 October, 2015	606, 250 Scarlett Rd, Toronto	Condo	3	1	14	\$274K	\$274K
6 October, 2015	19 Blakley Ave, Toronto	Detached	2	2	37	\$459K	\$457K
	61 Cayuga Ave, Toronto	Detached	2	1	24	\$485K	\$471K
7 October, 2015	11 Avalon Ave, Toronto	Semi-Detached	3	4	13	\$600K	\$618K
	2001, 240 Scarlett Rd, Toronto	Condo	2	2	2	\$395K	\$400K
8 October, 2015	13 Humber Blvd, Toronto	Detached	2	2	29	\$469K	\$460K
	1311, 250 Scarlett Rd, Toronto	Condo	3	2	4	\$458K	\$458K
9 October, 2015	132 Avon Ave, Toronto	Detached	3	3	3	\$520K	\$550K

Data

Month, Day, Year of Sold Date	Address1	Property Type	Bedrooms	Washrooms	Days on the Market	List Price	Sold Price
12 October, 2015	51 Cynthia Rd, Toronto	Detached	3	2	7	\$600K	\$618K
13 October, 2015	304, 260 Scarlett Rd, Toronto	Condo	3	2	118	\$375K	\$367K
	505, 270 Scarlett Rd, Toronto	Condo	2	2	43	\$429K	\$408K
15 October, 2015	13 Lambton Ave, Toronto	Detached	2	2	3	\$420K	\$400K
16 October, 2015	20 Greendale Ave, Toronto	Detached	3	2	52	\$490K	\$460K
	1603, 250 Scarlett Rd, Toronto	Condo	3	2	4	\$375K	\$375K
17 October, 2015	39 Avon Ave, Toronto	Detached	2	2	3	\$500K	\$525K
	64 Hilldale Rd, Toronto	Detached	2	1	122	\$479K	\$460K
20 October, 2015	59 Northland Ave, Toronto	Semi-Detached	3	2	37	\$470K	\$450K
21 October, 2015	211, 870 Jane St, Toronto	Townhouse	2	1	30	\$288K	\$286K
22 October, 2015	56 Gray Ave, Toronto	Semi-Detached	2	3	8	\$450K	\$445K
23 October, 2015	42 Scarlett Rd, Toronto	Detached	2	1	11	\$379K	\$375K
	52 Delemere Ave, Toronto	Detached	2	2	9	\$575K	\$586K
	66 Beechwood Ave, Toronto	Detached	2	1	5	\$430K	\$437K
	134 Avon Ave, Toronto	Detached	3	2	25	\$660K	\$626K
24 October, 2015	140 Spears St, Toronto	Semi-Detached	3	6	55	\$799K	\$750K
26 October, 2015	16 Mould Ave, Toronto	Detached	3	2	26	\$590K	\$575K
	1101, 240 Scarlett Rd, Toronto	Condo	2	2	14	\$390K	\$390K
27 October, 2015	45B East Dr, Toronto	Semi-Detached	3	3	8	\$699K	\$710K
	75 Jasper Ave, Toronto	Detached	2	2	7	\$300K	\$380K
	99 Cordella Ave, Toronto	Semi-Detached	3	3	34	\$600K	\$585K
29 October, 2015	503, 260 Scarlett Rd, Toronto	Condo	3	2	30	\$411K	\$398K
30 October, 2015	18 Mildred Ave, Toronto	Detached	3	2	23	\$449K	\$420K
1 November, 2015	425 Maybank Ave, Toronto	Semi-Detached	3	2	10	\$519K	\$518K
2 November, 2015	38 Florence Cres, Toronto	Detached	2	2	45	\$490K	\$450K
3 November, 2015	1713, 260 Scarlett Rd, Toronto	Condo	3	2	50	\$414K	\$390K
6 November, 2015	33 Norval St, Toronto	Detached	2	2	45	\$420K	\$400K
8 November, 2015	17 Rockcliffe Blvd, Toronto	Detached	3	4	40	\$700K	\$693K

Data

Month, Day, Year of Sold Date	Address1	Property Type	Bedrooms	Washrooms	Days on the Market	List Price	Sold Price
8 November, 2015	137 Northland Ave, Toronto	Semi-Detached	3	3	14	\$650K	\$651K
	1207, 250 Scarlett Rd, Toronto	Condo	3	1	7	\$270K	\$267K
9 November, 2015	108 Foxwell St, Toronto	Detached	2	2	8	\$549K	\$541K
11 November, 2015	26 Criscoe St, Toronto	Detached	2	2	7	\$529K	\$545K
12 November, 2015	40 Cayuga Ave, Toronto	Detached	2	2	3	\$469K	\$495K
13 November, 2015	907, 240 Scarlett Rd, Toronto	Condo	2	1	5	\$280K	\$284K
16 November, 2015	14 Mildred Ave, Toronto	Detached	2	2	8	\$610K	\$600K
17 November, 2015	27 Foxwell St, Toronto	Detached	2	1	43	\$480K	\$460K
	76 Delemere Ave, Toronto	Detached	2	1	6	\$529K	\$615K
19 November, 2015	32 Rockcliffe Blvd, Toronto	Detached	2	2	11	\$470K	\$454K
	49 Foxwell St, Toronto	Semi-Detached	3	4	18	\$700K	\$712K
	72 Corbett Ave, Toronto	Detached	2	2	10	\$539K	\$525K
20 November, 2015	35 Feltham Ave, Toronto	Detached	3	2	4	\$539K	\$570K
23 November, 2015	59 Rockcliffe Blvd, Toronto	Detached	1	1	20	\$400K	\$450K
	151 Avon Ave, Toronto	Detached	2	4	34	\$600K	\$590K
24 November, 2015	12 Porter Ave, Toronto	Detached	3	3	14	\$525K	\$535K
	401, 250 Scarlett Rd, Toronto	Condo	3	2	2	\$428K	\$422K
25 November, 2015	23 Chryessa Ave, Toronto	Detached	3	4	8	\$625K	\$625K
26 November, 2015	4 Lapp St, Toronto	Detached	2	1	4	\$389K	\$430K
29 November, 2015	14 Scarlett Rd, Toronto	Other	6	3	56	\$749K	\$700K
2 December, 2015	1112, 250 Scarlett Rd, Toronto	Condo	3	2	40	\$458K	\$448K
4 December, 2015	32 Avon Ave, Toronto	Detached	2	2	23	\$500K	\$496K
5 December, 2015	116, 870 Jane St, Toronto	Townhouse	2	2	3	\$320K	\$325K
6 December, 2015	1508, 250 Scarlett Rd, Toronto	Condo	3	1		\$284K	\$288K
7 December, 2015	129 Corbett Ave, Toronto	Detached	4	3	1	\$740K	\$760K
	142 Spears St, Toronto	Semi-Detached	3	6	20	\$699K	\$750K
8 December, 2015	54 Cordella Ave, Toronto	Detached	2	2	7	\$489K	\$561K
10 December, 2015	1513, 250 Scarlett Rd, Toronto	Condo	3	2	61	\$440K	\$433K

Data

Month, Day, Year of Sold Date	Address1	Property Type	Bedrooms	Washrooms	Days on the Market	List Price	Sold Price
16 December, 2015	35 Norval St, Toronto	Detached	3	2	6	\$500K	\$527K
19 December, 2015	728 Weston Rd, Toronto	Detached	3	2	11	\$525K	\$495K
22 December, 2015	1509, 270 Scarlett Rd, Toronto	Condo	2	1	14	\$349K	\$340K
23 December, 2015	20 Blakley Ave, Toronto	Detached	2	1	34	\$449K	\$435K
	221 Lambton Ave, Toronto	Detached	3	3	13	\$480K	\$480K
28 December, 2015	25 Dalrymple Dr, Toronto	Semi-Detached	3	2	18	\$539K	\$555K
4 January, 2016	50 Greendale Ave, Toronto	Detached	2	2	7	\$419K	\$450K
5 January, 2016	23 Hilldale Rd, Toronto	Semi-Detached	3	2	42	\$569K	\$550K
9 January, 2016	768 Jane St, Toronto	Detached	2	2	61	\$580K	\$520K
12 January, 2016	71 Grandville Ave, Toronto	Other	3	2	36	\$575K	\$555K
	106 Humber Blvd, Toronto	Semi-Detached	4	4	59	\$555K	\$540K
14 January, 2016	1 Caesar Ave, Toronto	Detached	3	4	52	\$850K	\$830K
16 January, 2016	78 Humber Blvd, Toronto	Detached	4	4	117	\$750K	\$710K
17 January, 2016	17 Greendale Ave, Toronto	Detached	2	2	7	\$400K	\$450K
18 January, 2016	820 Runnymede Rd, Toronto	Semi-Detached	3	2	6	\$479K	\$445K
27 January, 2016	68 Humber Blvd N	Detached	3	2	19	\$550K	\$537K
28 January, 2016	4A Hillborn Ave	Semi-Detached	4	4	6	\$650K	\$700K
2 February, 2016	9 Beechwood Ave	Detached	1	1	7	\$390K	\$390K
	16 Bernice Cres	Detached	3	3	5	\$550K	\$600K
	1106, 250 Scarlett Rd	Condo	1	1	0	\$270K	\$270K
4 February, 2016	66 Delemere Ave	Detached	1	2	7	\$620K	\$600K
	802 Jane St	Semi-Detached	6	3	9	\$609K	\$621K
5 February, 2016	2 Beechwood Ave	Detached	3	2	31	\$578K	\$572K
	17 Marshall Blvd	Detached	3	2	16	\$469K	\$462K
	44 Rockcliffe Blvd	Detached	2	2	33	\$460K	\$460K
9 February, 2016	35 Henrietta St	Semi-Detached	3	3	0	\$589K	\$654K
	135 Northland Ave	Semi-Detached	3	3	62	\$699K	\$655K
12 February, 2016	58 Mould Ave	Detached	3	2	1	\$500K	\$550K

Data

Month, Day, Year of Sold Date	Address1	Property Type	Bedrooms	Washrooms	Days on the Market	List Price	Sold Price
17 February, 2016	8 Beechwood Ave	Other		0	14	\$279K	\$260K
18 February, 2016	77 Cynthia Rd	Detached	3	2	7	\$660K	\$661K
	131 Lambton Ave	Detached	3	3	8	\$600K	\$660K
	1502, 270 Scarlett Rd	Condo	2	1	2	\$349K	\$345K
22 February, 2016	3 Hillborn Ave	Semi-Detached	3	2	5	\$550K	\$550K
	6 Beechwood Ave	Detached	2	2	6	\$475K	\$470K
	10 Chryessa Ave	Detached	2	1	0	\$424K	\$424K
	26 Gray Ave	Detached	3	2	6	\$470K	\$505K
	708, 260 Scarlett Rd	Condo	1	1	0	\$288K	\$288K
23 February, 2016	27 Handel St	Detached	2	2	1	\$499K	\$620K
24 February, 2016	5 Norval St	Semi-Detached	3	1	1	\$500K	\$600K
26 February, 2016	41 Scarlett Rd	Detached	2	2	39	\$580K	\$570K
28 February, 2016	1606, 240 Scarlett Rd	Condo	1	1	6	\$282K	\$291K
2 March, 2016	1905, 250 Scarlett Rd	Condo	2	2	22	\$349K	\$341K
3 March, 2016	3A Cliff St	Semi-Detached	3	3	3	\$650K	\$649K
4 March, 2016	4 Hillborn Ave	Semi-Detached	3	3	24	\$600K	\$590K
	38 Pritchard Ave	Detached	5	2	13	\$679K	\$651K
	102, 270 Scarlett Rd	Condo	2	2	9	\$358K	\$358K
	140 Edinborough Crt	Semi-Detached	4	3	10	\$600K	\$652K
5 March, 2016	26A Scarlett Rd	Other	2	3	32	\$470K	\$460K
7 March, 2016	1201, 240 Scarlett Rd	Condo	2	2	13	\$445K	\$439K
	1611, 240 Scarlett Rd	Condo	3	2	4	\$428K	\$428K
8 March, 2016	31 Cynthia Rd	Detached	3	2	8	\$600K	\$631K
9 March, 2016	6 East Dr	Detached	3	2	6	\$600K	\$655K
10 March, 2016	21 Greendale Ave	Detached	2	2	36	\$525K	\$498K
	54A Lambton Ave	Detached	3	2	18	\$490K	\$470K
11 March, 2016	59 Edinborough Crt	Semi-Detached	4	4	3	\$767K	\$779K
15 March, 2016	57 Gray Ave	Semi-Detached	3	2	6	\$499K	\$662K

Data

Month, Day, Year of Sold Date	Address1	Property Type	Bedrooms	Washrooms	Days on the Market	List Price	Sold Price
16 March, 2016	77 Chryessa Ave	Other	6	3	7	\$1,200K	\$1,035K
	1507, 260 Scarlett Rd	Condo	1	1	8	\$295K	\$291K
19 March, 2016	871 Runnymede Rd	Semi-Detached	3	4	8	\$738K	\$700K
20 March, 2016	21 Royal St	Semi-Detached	2	2	3	\$580K	\$580K
21 March, 2016	7 Lambton Ave	Detached	3	3	13	\$550K	\$545K
	34 Glamis Ave	Detached	3	2	17	\$800K	\$780K
	141 Cordella Ave	Semi-Detached	3	2	30	\$600K	\$580K
22 March, 2016	1512, 240 Scarlett Rd	Condo	2	2	8	\$380K	\$370K
23 March, 2016	4 Caesar Ave	Detached	3	2	8	\$600K	\$670K
24 March, 2016	13 Seneca Ave	Detached	3	2	7	\$500K	\$591K
	24 Sandcliff Rd	Townhouse	3	1	8	\$379K	\$375K
25 March, 2016	38 French Ave	Detached	4	4	11	\$580K	\$550K
	1310, 270 Scarlett Rd	Condo	2	2	113	\$415K	\$398K
28 March, 2016	1808, 240 Scarlett Rd	Condo	1	1	11	\$285K	\$285K
30 March, 2016	913, 260 Scarlett Rd	Condo	2	2	19	\$395K	\$385K
31 March, 2016	44 Northland Ave	Semi-Detached	3	3	10	\$700K	\$692K
1 April, 2016	72 Greendale Ave	Detached	3	3	6	\$598K	\$718K
2 April, 2016	9 Homeview Ave	Detached	3	3	3	\$659K	\$765K
4 April, 2016	1801, 240 Scarlett Rd	Condo	2	2	4	\$425K	\$410K
5 April, 2016	101 Pritchard Ave	Detached	2	1	7	\$400K	\$526K
6 April, 2016	1508, 270 Scarlett Rd	Condo	1	1	7	\$279K	\$283K
7 April, 2016	19 Beechwood Ave	Detached	2	2	21	\$450K	\$445K
	26 Greendale Ave	Semi-Detached	3	2	9	\$600K	\$651K
8 April, 2016	16 Norval St	Semi-Detached	3	2	4	\$529K	\$650K
13 April, 2016	22 Feltham Ave	Detached	2	1	9	\$480K	\$533K
	41 Corbett Ave	Detached	2	2	1	\$690K	\$710K
	87 Corbett Ave	Detached	2	2	7	\$549K	\$610K
15 April, 2016	31 Northland Ave	Detached	5	2	7	\$750K	\$750K

Data

Month, Day, Year of Sold Date	Address1	Property Type	Bedrooms	Washrooms	Days on the Market	List Price	Sold Price
16 April, 2016	326 Weston Rd	Semi-Detached	3	2	2	\$539K	\$575K
17 April, 2016	138 Spears St	Detached	2	1	17	\$550K	\$530K
18 April, 2016	36 Bernice Cres	Detached	2	2	6	\$499K	\$626K
	42 Foxwell St	Detached	2	2	6	\$650K	\$645K
	69 Hagar Ave	Semi-Detached	5	2	7	\$590K	\$730K
	70 Cayuga Ave	Detached	3	4	6	\$650K	\$650K
	170 Eileen Ave	Detached	3	3	10	\$548K	\$712K
	311, 250 Scarlett Rd	Condo	3	2	12	\$467K	\$465K
	19 April, 2016	27 Black Creek Blvd	Detached	3	2	13	\$639K
94 Eileen Ave		Detached	2	3	22	\$800K	\$745K
20 April, 2016	42 Blakley Ave	Detached	3	3	7	\$590K	\$726K
	56 Haney Ave	Detached	2	2	5	\$600K	\$731K
	203 Lambton Ave	Detached	3	1	152	\$690K	\$680K
	211 Lambton Ave	Detached	3	4	22	\$800K	\$779K
21 April, 2016	24 Royal St	Semi-Detached	2	2	8	\$599K	\$705K
	948 Runnymede Rd	Detached	2	2	9	\$449K	\$578K
25 April, 2016	2 Avalon Ave	Other	4	4	19	\$889K	\$860K
	39 Guestville Ave	Detached	3	3	6	\$569K	\$712K
	103 Leigh St	Detached	2	2	6	\$547K	\$556K
26 April, 2016	4 Corbett Ave	Semi-Detached	3	3	11	\$739K	\$823K
	71 Eileen Ave	Detached	3	2	6	\$500K	\$586K
	1310, 240 Scarlett Rd	Condo	3	2	7	\$329K	\$385K
27 April, 2016	4 Cordella Ave	Detached	3	2	8	\$500K	\$540K
	1303, 270 Scarlett Rd	Condo	3	2	20	\$400K	\$398K
28 April, 2016	131 Bernice Cres	Detached	2	2	8	\$640K	\$645K
	152 Eileen Ave	Detached	3	2	7	\$500K	\$590K
	1104, 250 Scarlett Rd	Condo	3	2	3	\$428K	\$426K
29 April, 2016	1611, 260 Scarlett Rd	Condo	3	2	16	\$433K	\$433K

Data

Month, Day, Year of Sold Date	Address1	Property Type	Bedrooms	Washrooms	Days on the Market	List Price	Sold Price
29 April, 2016	# 603, 250 Scarlett Rd	Condo	3	2	4	\$420K	\$425K
30 April, 2016	1712, 240 Scarlett Rd	Condo	2	2	5	\$418K	\$410K
	#712, 260 Scarlett Rd	Condo	2	2	32	\$395K	\$390K
1 May, 2016	2 Ravenal St	Detached	2	1	10	\$449K	\$467K
	8 Pritchard Ave	Detached	2	2	6	\$449K	\$602K
	206, 260 Scarlett Rd	Condo	1	1	4	\$280K	\$296K
2 May, 2016	4 Garrow Ave	Other	8	6	41	\$1,379K	\$1,410K
	20A Duern St	Semi-Detached	3	4	4	\$750K	\$789K
	109, 870 Jane St	Townhouse	2	2	14	\$330K	\$333K
3 May, 2016	40 Haney Ave	Detached	3	3	1	\$599K	\$775K
	69 Jasper Ave	Detached	3	2	5	\$360K	\$474K
5 May, 2016	10 Duern St	Detached	2	1	6	\$489K	\$490K
	2480 St Clair Ave W	Semi-Detached	2	2	38	\$480K	\$447K
6 May, 2016	1202, 250 Scarlett Rd	Condo	2	1	28	\$375K	\$372K
9 May, 2016	7 Gray Ave	Detached	2	2	6	\$430K	\$518K
	30 Corbett Ave	Detached	3	3	6	\$599K	\$645K
	412, 270 Scarlett Rd	Condo	2	2	4	\$359K	\$350K
11 May, 2016	70 Clairton Cres	Semi-Detached	3	2	35	\$651K	\$630K
	1002, 250 Scarlett Rd	Condo	2	1	1	\$374K	\$374K
13 May, 2016	1 Hillborn Ave	Detached	3	2	8	\$619K	\$620K
	655 Jane St	Semi-Detached	3	4	202	\$850K	\$800K
14 May, 2016	21 Homeview Ave	Detached	2	1	8	\$520K	\$491K
15 May, 2016	218 Weston Rd	Detached	2	1	5	\$400K	\$468K
16 May, 2016	15 Liverpool St	Semi-Detached	3	3	18	\$649K	\$635K
	41 Pritchard Ave	Detached	3	3	7	\$610K	\$725K
	69 Scarlett Rd	Detached	2	2	5	\$499K	\$583K
	1603, 250 Scarlett Rd	Condo	3	2	16	\$499K	\$493K
	1910, 270 Scarlett Rd	Condo	3	2	5	\$463K	\$460K

Data

Month, Day, Year of Sold Date	Address1	Property Type	Bedrooms	Washrooms	Days on the Market	List Price	Sold Price
17 May, 2016	13 Batavia Ave	Detached	3	3	13	\$600K	\$600K
	33 Criscoe St	Detached	3	2	5	\$589K	\$660K
	63 Eileen Ave	Detached	2	2	8	\$555K	\$570K
	113, 870 Jane St	Townhouse	2	2	8	\$350K	\$355K
18 May, 2016	704, 240 Scarlett Rd	Condo	3	2	1	\$448K	\$455K
19 May, 2016	936 Jane St	Detached	3	2	21	\$500K	\$460K
21 May, 2016	46 Mould Ave	Detached	3	2	15	\$660K	\$640K
23 May, 2016	53 Terry Dr	Semi-Detached	3	2	21	\$759K	\$725K
24 May, 2016	41 Mariposa Ave	Detached	5	4	19	\$600K	\$560K
25 May, 2016	48 Eileen Ave N	Detached	2	2	7	\$449K	\$565K
27 May, 2016	2009, 240 Scarlett Rd	Condo	2	1	10	\$415K	\$395K
28 May, 2016	5 Foxwell St	Detached	3	3	3	\$700K	\$720K
	34 Homer Ave	Detached	3	4	76	\$770K	\$756K
	63 Cliff St	Semi-Detached	3	2	1	\$600K	\$682K
29 May, 2016	1906, 260 Scarlett Rd	Condo	1	1	3	\$318K	\$318K
31 May, 2016	5 Deakin Ave	Detached	3	2	6	\$650K	\$790K
	13 Blakley Ave	Semi-Detached	3	3	7	\$599K	\$711K
	16 Pritchard Ave	Detached	2	2	7	\$459K	\$552K
	51 A Guestville Ave	Semi-Detached	3	2	6	\$550K	\$648K
	80 Dalrymple Dr	Detached	3	2	12	\$800K	\$910K
1 June, 2016	70 East Dr	Semi-Detached	3	2	8	\$639K	\$700K
3 June, 2016	1003, 260 Scarlett Rd	Condo	3	2	2	\$438K	\$448K
	1212, 260 Scarlett Rd	Condo	2	2	16	\$437K	\$430K
4 June, 2016	142 Langden Ave	Semi-Detached	3	2	16	\$499K	\$490K
5 June, 2016	8 Batavia Ave	Townhouse	3	4	6	\$369K	\$417K
	67 Gray Ave	Semi-Detached	3	2	4	\$550K	\$658K
6 June, 2016	23 Batavia Ave	Semi-Detached	2	1	4	\$350K	\$503K
	26A Scarlett Rd	Semi-Detached	2	3	38	\$465K	\$450K

Data

Month, Day, Year of Sold Date	Address1	Property Type	Bedrooms	Washrooms	Days on the Market	List Price	Sold Price
7 June, 2016	63 Florence Cres	Detached	3	3	5	\$729K	\$720K
	105 Black Creek Blvd	Detached	3	2	7	\$669K	\$818K
8 June, 2016	2003, 260 Scarlett Rd	Condo	3	2	2	\$438K	\$465K
9 June, 2016	44 Chryessa Ave	Detached	2	2	31	\$640K	\$635K
11 June, 2016	9 Bruton Rd	Detached	3	4	10	\$858K	\$820K
12 June, 2016	24 Kinghorn Ave	Detached	2	2	13	\$650K	\$620K
13 June, 2016	21 Guestville Ave	Detached	2	2	7	\$399K	\$475K
	1203, 250 Scarlett Rd	Condo	3	2	0	\$458K	\$468K
	1305, 270 Scarlett Rd	Condo	2	2	22	\$369K	\$365K
15 June, 2016	67 Hilldale Rd	Semi-Detached	3	2	6	\$549K	\$560K
16 June, 2016	27 Foxwell St	Detached	2	2	4	\$499K	\$662K
17 June, 2016	61 Cayuga Ave	Detached	2	2	1	\$599K	\$650K
18 June, 2016	403, 240 Scarlett Rd	Condo	3	2	3	\$428K	\$425K
19 June, 2016	12 French Ave	Semi-Detached	2	2	6	\$499K	\$650K
20 June, 2016	79 Greendale Ave	Detached	3	2	25	\$610K	\$595K
21 June, 2016	74 Chryessa Ave	Detached	2	1	14	\$399K	\$383K
	1911, 260 Scarlett Rd	Condo	3	2	15	\$458K	\$478K
22 June, 2016	30 Royal St	Semi-Detached	2	1	7	\$399K	\$450K
	1401, 250 Scarlett Rd	Condo	2	2	69	\$420K	\$360K
23 June, 2016	109 Lambton Ave	Semi-Detached	2	1	10	\$300K	\$360K
	1512, 240 Scarlet Rd	Condo	2	2	2	\$489K	\$485K
24 June, 2016	37 Avon Ave	Detached	2	2	16	\$636K	\$623K
27 June, 2016	13 Arnold Ave	Detached	3	3	26	\$700K	\$690K
	1910, 240 Scarlett Rd	Condo	3	2	20	\$459K	\$459K
28 June, 2016	31 Florence Cres	Detached	3	4	5	\$790K	\$800K
	1708, 240 Scarlett Rd	Condo	1	1	1	\$300K	\$305K
29 June, 2016	32A Chryessa Ave	Semi-Detached	3	3	2	\$649K	\$725K
	34 Black Creek Blvd	Detached	3	2	8	\$618K	\$675K

Data

Month, Day, Year of Sold Date	Address1	Property Type	Bedrooms	Washrooms	Days on the Market	List Price	Sold Price
2 July, 2016	45 Mariposa Ave	Semi-Detached	3	1	4	\$500K	\$615K
	104 Northland Ave	Detached	3	2	15	\$775K	\$765K
5 July, 2016	8 Seneca Ave	Detached	2	2	25	\$568K	\$555K
	91 East Dr	Semi-Detached	3	2	3	\$728K	\$705K
	201, 260 Scarlett Rd	Condo	2	2	1	\$410K	\$400K
6 July, 2016	212, 250 Scarlett Rd	Condo	2	2	7	\$439K	\$435K
7 July, 2016	1009, 270 Scarlett Rd	Condo	2	1	21	\$350K	\$349K
8 July, 2016	25 Cliff St	Detached	2	2	21	\$400K	\$445K
12 July, 2016	15 Batavia Ave	Detached	3	3	7	\$599K	\$663K
13 July, 2016	47 Greendale Ave	Detached	3	2	2	\$525K	\$535K
19 July, 2016	55 Hagar Ave	Semi-Detached	3	3	4	\$810K	\$809K
20 July, 2016	9 Deakin Ave	Detached	3	2	8	\$771K	\$773K
21 July, 2016	13A Corbett Ave	Semi-Detached	3	3	9	\$725K	\$765K
	24 Blakley Ave	Detached	3	2	7	\$529K	\$575K
22 July, 2016	2 Raquel Crt	Semi-Detached	3	3	43	\$700K	\$660K
	100A Spears St	Detached	2	2	11	\$400K	\$451K
	111 Northland Ave	Detached	3	2	9	\$600K	\$620K
23 July, 2016	1703, 260 Scarlett Rd	Condo	3	2	24	\$520K	\$520K
24 July, 2016	15 Eileen Ave	Detached	2	2	2	\$530K	\$650K
25 July, 2016	40 Grandville Ave	Detached	2	2	11	\$550K	\$625K
	55 Pritchard Ave	Semi-Detached	2	2	12	\$446K	\$432K
26 July, 2016	14 Hillborn Ave	Semi-Detached	3	2	6	\$599K	\$680K
	70 Delemere Ave	Detached	2	1	7	\$559K	\$729K
	689 Jane St	Detached	2	2	8	\$519K	\$577K
27 July, 2016	75 Castleton Ave	Detached	2	1	29	\$400K	\$400K
	109 Cayuga Ave	Semi-Detached	6	4	13	\$1,129K	\$1,065K
28 July, 2016	1313, 240 Scarlett Rd	Condo	2	2	19	\$433K	\$454K
3 August, 2016	30 Bushey Ave	Detached	3	2	3	\$560K	\$572K

Data

Month, Day, Year of Sold Date	Address1	Property Type	Bedrooms	Washrooms	Days on the Market	List Price	Sold Price
4 August, 2016	4 East Dr	Detached	3	2	28	\$735K	\$714K
	807, 250 Scarlett Rd	Condo	1	1	6	\$322K	\$315K
6 August, 2016	106, 260 Scarlett Rd	Condo	1	1	12	\$328K	\$328K
8 August, 2016	71 Delemere Ave	Detached	2	2	6	\$639K	\$765K
	89 Cordella Ave	Detached	2	2	12	\$600K	\$590K
9 August, 2016	75 Cayuga Ave	Detached	1	2	7	\$420K	\$520K
11 August, 2016	79 Cayuga Ave	Semi-Detached	1	1	7	\$320K	\$402K
	606, 240 Scarlett Rd	Condo	1	1	16	\$305K	\$305K
12 August, 2016	41 Bernice Cres	Detached	2	2	6	\$490K	\$525K
	1410, 240 Scarlett Rd	Condo	3	2	27	\$458K	\$453K
15 August, 2016	124 Pritchard Ave	Detached	3	3	29	\$639K	\$670K
16 August, 2016	104A Corbett Ave	Detached	3	3	8	\$749K	\$810K
17 August, 2016	69 Bernice Cres	Semi-Detached	2	2	16	\$599K	\$585K
18 August, 2016	70 Bernice Cres	Detached	2	2	3	\$499K	\$545K
	84 Grandville Ave	Detached	2	1	7	\$399K	\$508K
	105, 260 Scarlett Rd	Condo	1	1	29	\$300K	\$288K
19 August, 2016	88 Black Creek Blvd	Detached	4	3	28	\$888K	\$880K
22 August, 2016	120 Clairton Cres	Semi-Detached	3	2	5	\$650K	\$650K
23 August, 2016	57 Avon Ave	Detached	2	1	11	\$490K	\$499K
25 August, 2016	25 Henrietta St	Semi-Detached	3	3	8	\$569K	\$660K
26 August, 2016	1401, 250 Scarlett Rd	Condo	2	2	11	\$470K	\$470K
1 September, 2016	25 Greendale Ave	Semi-Detached	2	2	3	\$380K	\$355K
2 September, 2016	911, 260 Scarlett Rd	Condo	3	2	18	\$519K	\$512K
7 September, 2016	129 Eileen Ave	Detached	2	2	10	\$530K	\$540K
	310, 250 Scarlett Rd	Condo	3	2	0	\$446K	\$446K
	1302, 240 Scarlett Rd	Condo	2	1	1	\$412K	\$444K
12 September, 2016	152 Spears St	Semi-Detached	3	2	5	\$500K	\$525K
15 September, 2016	51E Guestville Ave	Semi-Detached	3	2	5	\$679K	\$650K

Data

Month, Day, Year of Sold Date	Address1	Property Type	Bedrooms	Washrooms	Days on the Market	List Price	Sold Price
15 September, 2016	84 Black Creek Blvd	Detached	3	1	2	\$629K	\$750K
16 September, 2016	7 Homeview Ave	Detached	3	4	2	\$800K	\$850K
	115 Ellins Ave	Detached	3	3	8	\$700K	\$788K
19 September, 2016	80 Edinborough Crt	Semi-Detached	3	3	70	\$675K	\$665K
	909, 260 Scarlett Rd	Condo	2	1	5	\$400K	\$400K
20 September, 2016	1505, 250 Scarlett Rd	Condo	2	2	13	\$450K	\$440K
21 September, 2016	5 Ruthven Pl	Detached	3	2	2	\$600K	\$636K
	12 Castleton Ave	Semi-Detached	3	4	8	\$789K	\$830K
22 September, 2016	10 Castleton Ave	Semi-Detached	3	4	9	\$789K	\$810K
	207, 240 Scarlett Rd	Condo	1	1	3	\$328K	\$328K
23 September, 2016	42 Scarlett Rd	Detached	2	2	29	\$588K	\$580K
26 September, 2016	C, 26C Scarlett Rd	Other	2	2	39	\$550K	\$545K
27 September, 2016	412, 270 Scarlett Rd	Condo	2	2	1	\$479K	\$490K
28 September, 2016	8 Stoney Brooke Dr	Detached	3	2	15	\$849K	\$820K
	27 Lapp St	Detached	2	1	7	\$500K	\$602K
29 September, 2016	1805, 250 Scarlett Rd	Condo	2	2	23	\$425K	\$425K
30 September, 2016	675 Jane St	Semi-Detached	3	2	21	\$499K	\$500K
2 October, 2016	158 Northland Ave	Detached	2	2	12	\$600K	\$590K
3 October, 2016	14 Castleton Ave	Detached	3	4	4	\$889K	\$875K
	2003, 240 Scarlett Rd	Condo	3	2	5	\$448K	\$475K
5 October, 2016	4 Hilldale Rd	Detached	2	2	6	\$600K	\$628K
	884 Weston Rd	Semi-Detached	3	3	6	\$499K	\$499K
7 October, 2016	7 Pendeen Ave	Detached	3	2	16	\$600K	\$631K
9 October, 2016	53 Castleton Ave	Semi-Detached	3	3	13	\$650K	\$640K
12 October, 2016	22 Royal St	Semi-Detached	2	2	7	\$589K	\$625K
	44 Eileen Ave	Detached	2	2	13	\$429K	\$502K
	904, 250 Scarlett Rd	Condo	3	2	12	\$459K	\$460K
13 October, 2016	332 Weston Rd	Semi-Detached	3	2	36	\$640K	\$638K

Data

Month, Day, Year of Sold Date	Address1	Property Type	Bedrooms	Washrooms	Days on the Market	List Price	Sold Price
14 October, 2016	70 Jasper Ave	Detached	2	2	30	\$520K	\$515K
15 October, 2016	15 Criscoe St	Semi-Detached	3	1	2	\$499K	\$671K
	703 Jane St	Detached	3	2	9	\$550K	\$650K
	1408, 240 Scarlett Rd	Condo	1	1	38	\$369K	\$360K
16 October, 2016	107, 270 Scarlett Rd	Condo	2	2	5	\$418K	\$418K
18 October, 2016	227 Lambton Ave	Detached	2	2	6	\$439K	\$551K
20 October, 2016	119 Foxwell St	Detached	2	2	8	\$699K	\$695K
21 October, 2016	802, 260 Scarlett Rd	Condo	2	1	24	\$412K	\$410K
23 October, 2016	20 Porter Ave	Detached	2	2	34	\$578K	\$565K
24 October, 2016	15 Arnold Ave	Detached	3	4	6	\$649K	\$720K
25 October, 2016	806, 240 Scarlett Rd	Condo	1	1	11	\$335K	\$345K
26 October, 2016	26 Outlook Garden Blvd	Semi-Detached	3	2	5	\$639K	\$620K
28 October, 2016	1310, 240 Scarlett Rd	Condo	3	1	4	\$539K	\$535K
29 October, 2016	43 Ellins Ave	Detached	2	1	3	\$519K	\$550K
31 October, 2016	724 Weston Rd	Semi-Detached	3	2	42	\$500K	\$500K
	1407, 240 Scarlett Rd	Condo	1	1	0	\$350K	\$350K
1 November, 2016	10 Florence Cres	Detached	2	2	10	\$360K	\$455K
	20 Norval St	Detached	2	2	8	\$599K	\$670K
	52B Hilldale Rd	Detached	3	4	29	\$849K	\$849K
2 November, 2016	31 Brendwin Rd	Semi-Detached	3	2	8	\$639K	\$749K
8 November, 2016	74 Greendale Ave	Detached	2	1	26	\$479K	\$460K
10 November, 2016	64 Greendale Ave	Detached	3	4	3	\$739K	\$838K
12 November, 2016	309, 270 Scarlett Rd	Condo	2	1	46	\$449K	\$445K
14 November, 2016	44 Ravenal St	Semi-Detached	3	2	9	\$680K	\$750K
15 November, 2016	56 Humber Blvd	Detached	2	2	7	\$569K	\$610K
16 November, 2016	75 Chryessa Ave	Other	5	3	51	\$950K	\$900K
	111 Langden Ave	Semi-Detached	3	2	9	\$550K	\$680K
17 November, 2016	16 French Ave	Detached	2	2	2	\$499K	\$630K

Data

Month, Day, Year of Sold Date	Address1	Property Type	Bedrooms	Washrooms	Days on the Market	List Price	Sold Price
20 November, 2016	13 Avon Cres	Detached	2	2	5	\$539K	\$550K
21 November, 2016	19 Brendwin Rd	Semi-Detached	4	2	9	\$628K	\$625K
22 November, 2016	14 Royal St	Semi-Detached	3	2	6	\$499K	\$610K
	59 Cordella Ave	Detached	2	2	7	\$570K	\$620K
23 November, 2016	903, 260 Scarlett Rd	Condo	3	2	0	\$550K	\$550K
24 November, 2016	10 Brendwin Rd	Detached	3	2	2	\$695K	\$685K
25 November, 2016	790 Jane St	Detached	1	2	9	\$440K	\$471K
28 November, 2016	41 Dalrymple Dr	Semi-Detached	3	2	7	\$600K	\$657K
	44 Woodgate Dr	Detached	2	2	17	\$699K	\$695K
30 November, 2016	106 Lambton Ave	Other	3	4	48	\$800K	\$770K
3 December, 2016	58 East Dr	Detached	3	3	85	\$739K	\$705K
6 December, 2016	612, 270 Scarlett Rd	Condo	2	2	25	\$485K	\$470K
7 December, 2016	18 Guestville Ave	Detached	2	2	11	\$560K	\$598K
	25 Beechwood Ave	Detached	2	2	7	\$470K	\$529K
12 December, 2016	79 Blackcreek Blvd	Detached	2	2	24	\$979K	\$973K
16 December, 2016	39 Lambton Ave	Detached	2	2	11	\$400K	\$450K
19 December, 2016	962 Jane St	Detached	5	3	95	\$599K	\$559K
20 December, 2016	405, 270 Scarlett Rd	Condo	2	2	12	\$440K	\$455K
22 December, 2016	62 Cordella Ave	Detached	3	2	9	\$650K	\$655K
	105 Langden Ave	Semi-Detached	3	2	6	\$600K	\$650K
	131 Langden Ave	Semi-Detached	3	2	21	\$680K	\$670K
23 December, 2016	76 Clairton Cres	Semi-Detached	3	3	16	\$680K	\$670K
29 December, 2016	37 Seneca Ave	Detached	2	1	19	\$549K	\$550K
2 January, 2017	69 Jasper Ave	Detached	3	2	11	\$640K	\$633K
4 January, 2017	51 Beechwood Ave	Detached	3	3	40	\$679K	\$704K
10 January, 2017	1 Blakley Ave	Detached	2	1	7	\$490K	\$551K
	4 Bexley Cres	Detached	3	2	1	\$740K	\$739K
	68 Beechwood Ave	Detached	3	4	21	\$1,130K	\$1,055K

Data

Month, Day, Year of Sold Date	Address1	Property Type	Bedrooms	Washrooms	Days on the Market	List Price	Sold Price
13 January, 2017	602, 260 Scarlett Rd	Condo	2	1	3	\$418K	\$422K
18 January, 2017	28 Cayuga Ave	Detached	2	1	8	\$480K	\$576K
	42 Lapp St	Detached	2	3	44	\$620K	\$605K
23 January, 2017	1 Bexley Cres	Other	8	6	15	\$1,350K	\$1,350K
25 January, 2017	607, 260 Scarlett Rd	Condo	1	1	2	\$350K	\$345K
26 January, 2017	70 Sandcliff Rd	Townhouse	3	2	11	\$400K	\$512K
29 January, 2017	106 Corbett Ave	Semi-Detached	2	2	5	\$589K	\$675K
30 January, 2017	30 Royal St	Semi-Detached	2	2	5	\$610K	\$599K
	64 Florence Cres	Detached	2	1	2	\$498K	\$569K
31 January, 2017	1504, 250 Scarlett Rd	Condo	3	2	7	\$458K	\$526K
2 February, 2017	53 Scarlett Rd	Detached	2	1	1	\$499K	\$530K
	1301, 270 Scarlett Rd	Condo	2	2	2	\$480K	\$480K
4 February, 2017	76 Grandville Ave	Detached	2	1	3	\$550K	\$580K
6 February, 2017	41 Scarlett Rd	Detached	2	2	5	\$600K	\$652K
10 February, 2017	30 Kinghorn Ave	Detached	2	2	22	\$798K	\$796K
17 February, 2017	813, 240 Scarlett Rd	Condo	2	2	3	\$410K	\$511K
21 February, 2017	609, 250 Scarlett Rd	Condo	2	1	13	\$500K	\$500K
22 February, 2017	24 Avon Ave	Detached	3	3	2	\$549K	\$622K
	75 Beechwood Ave	Detached	4	4	11	\$845K	\$995K
23 February, 2017	61 Cordella Ave	Detached	3	2	16	\$800K	\$833K
	89 Clairton Cres	Semi-Detached	3	2	6	\$650K	\$750K
27 February, 2017	43 Haney Ave	Detached	3	5	4	\$969K	\$1,255K
	104, 870 Jane St	Townhouse	2	2	46	\$385K	\$381K
28 February, 2017	2005, 250 Scarlett Rd	Condo	2	2	6	\$520K	\$540K
1 March, 2017	144 Edinborough Crt	Semi-Detached	3	3	6	\$699K	\$805K
2 March, 2017	25 Greendale Ave	Semi-Detached	2	2	29	\$540K	\$530K
	52 Corbett Ave	Detached	2	2	1	\$659K	\$650K
8 March, 2017	26 Sandcliff Rd	Townhouse	3	1	2	\$489K	\$500K

Data

Month, Day, Year of Sold Date	Address1	Property Type	Bedrooms	Washrooms	Days on the Market	List Price	Sold Price
8 March, 2017	103 Langden Ave	Semi-Detached	3	1	8	\$600K	\$725K
9 March, 2017	94 Foxwell St	Detached	2	2	8	\$600K	\$774K
10 March, 2017	16 Criscoe St	Semi-Detached	3	2	2	\$650K	\$825K
	103, 260 Scarlett Rd	Condo	2	2	2	\$420K	\$420K
	1505, 270 Scarlett Rd	Condo	2	2	14	\$459K	\$492K
11 March, 2017	69 Rockcliffe Blvd	Detached	3	2	4	\$550K	\$710K
13 March, 2017	48 Delemere Ave	Detached	2	1	6	\$600K	\$881K
	838 Runnymede Rd	Detached	3	2	48	\$900K	\$900K
14 March, 2017	33 Sandcliffe Rd	Detached	3	3	1	\$689K	\$807K
	35 Chryessa Ave	Detached	3	2	4	\$499K	\$725K
17 March, 2017	10 Duern St	Detached	2	2	8	\$748K	\$950K
21 March, 2017	3 Terry Dr	Semi-Detached	3	2	6	\$649K	\$675K
22 March, 2017	7 Norval St	Semi-Detached	2	1	8	\$590K	\$590K
24 March, 2017	19 Bushey Ave	Detached	2	2	7	\$529K	\$1,000K
27 March, 2017	9 Corbett Ave	Detached	3	3	5	\$769K	\$1,000K
28 March, 2017	39 Pendeen Ave	Detached	3	1	6	\$649K	\$800K
29 March, 2017	39 Cayuga Ave	Detached	2	2	7	\$580K	\$840K
30 March, 2017	221 Lambton Ave	Detached	3	3	19	\$800K	\$795K
1 April, 2017	86 Spears St	Detached	2	2	4	\$500K	\$777K
5 April, 2017	30 Eileen Ave	Detached	3	3	12	\$845K	\$900K
6 April, 2017	13 Chryessa Ave	Semi-Detached	2	2	6	\$449K	\$505K
	73 Cameo Cres	Semi-Detached	3	2	10	\$600K	\$901K
7 April, 2017	239 Lambton Ave	Detached	4	2	6	\$840K	\$810K
8 April, 2017	37 Bernice Cres	Detached	2	2	0	\$459K	\$590K
10 April, 2017	33 Norval St	Detached	2	2	6	\$649K	\$881K
	33 Rockcliffe Blvd	Detached	2	4	7	\$729K	\$725K
	82 Ellins Ave	Detached	2	2	6	\$700K	\$929K
	722 Weston Rd	Semi-Detached	3	2	11	\$549K	\$633K

Data

Month, Day, Year of Sold Date	Address1	Property Type	Bedrooms	Washrooms	Days on the Market	List Price	Sold Price
12 April, 2017	14 Outlook Garden Blvd	Semi-Detached	3	2	6	\$630K	\$730K
	61 Delemere Ave	Detached	2	1	6	\$700K	\$950K
13 April, 2017	4 Eileen Ave	Detached	2	3	6	\$579K	\$701K
17 April, 2017	20 Grandville Ave	Detached	3	2	12	\$700K	\$780K
	130 Pritchard Ave	Detached	3	2	7	\$700K	\$825K
18 April, 2017	1802, 270 Scarlett Rd	Condo	2	1	8	\$469K	\$525K
	2006, 250 Scarlett Rd	Condo	1	1	7	\$359K	\$392K
19 April, 2017	1 Royal St	Detached	2	1	8	\$599K	\$590K
	22 Gray Ave	Detached	2	2	7	\$599K	\$750K
24 April, 2017	1211, 250 Scarlett Rd	Condo	3	2	7	\$458K	\$575K
25 April, 2017	56 Rockcliffe Blvd	Detached	2	2	6	\$649K	\$650K
	96 Black Creek Blvd	Detached	3	2	6	\$698K	\$780K
	100 Guestville Ave	Detached	3	4	6	\$749K	\$870K
	1501, 250 Scarlett Rd	Condo	2	2	7	\$499K	\$555K
26 April, 2017	72 Jasper Ave	Detached	3	2	7	\$528K	\$728K
	304, 260 Scarlett Rd	Condo	3	2	23	\$515K	\$560K
29 April, 2017	65 Hilldale Rd	Semi-Detached	3	2	4	\$768K	\$758K
1 May, 2017	27 Guestville Ave	Detached	2	2	8	\$500K	\$658K
2 May, 2017	38 Ravenal St	Semi-Detached	3	2	14	\$750K	\$725K
	48 Sandcliffe Rd	Townhouse	3	2	6	\$520K	\$520K
3 May, 2017	29 Ellins Ave	Detached	2	2	7	\$690K	\$860K
	43 Ellins Ave	Detached	2	2	8	\$699K	\$820K
4 May, 2017	8 East Dr	Detached	2	1	8	\$580K	\$580K
5 May, 2017	29 Bernice Cres	Detached	4	3	36	\$649K	\$645K
8 May, 2017	62A Hilldale Rd	Semi-Detached	3	4	4	\$698K	\$801K
10 May, 2017	15 Florence Cres	Semi-Detached	2	2	20	\$529K	\$520K
11 May, 2017	1A Greendale Ave	Detached	3	2	10	\$549K	\$640K
	59 Cynthia Rd	Detached	3	2	7	\$700K	\$810K

Data

Month, Day, Year of Sold Date	Address1	Property Type	Bedrooms	Washrooms	Days on the Market	List Price	Sold Price
13 May, 2017	60 Cordella Ave	Detached	2	2	2	\$629K	\$670K
	2012, 270 Scarlett Rd	Condo	2	2	3	\$565K	\$565K
15 May, 2017	7 Bruton Rd	Detached	2	2	6	\$599K	\$710K
	103, 260 Scarlett Rd	Condo	2	2	11	\$570K	\$545K
16 May, 2017	75 Cynthia Rd	Detached	2	2	6	\$679K	\$812K
	83 Corbett Ave	Detached	2	2	8	\$590K	\$715K
18 May, 2017	22 Bernice Cres	Detached	1	2	7	\$450K	\$430K
	35 Ellins Ave, Toronto	Detached	2	2	2	\$859K	\$850K
	36 Corbett Ave	Detached	2	2	7	\$678K	\$730K
24 May, 2017	4 Handel St	Detached	4	4	10	\$793K	\$910K
	34 Dalrymple Dr	Semi-Detached	3	3	6	\$679K	\$715K
26 May, 2017	30 Corbett Ave	Detached	3	3	8	\$819K	\$760K
	75 Langden Ave	Detached	2	2	13	\$499K	\$528K
28 May, 2017	605, 260 Scarlett Rd	Condo	2	2	3	\$419K	\$455K
30 May, 2017	20 Hillborn Ave	Semi-Detached	3	1	6	\$469K	\$600K
31 May, 2017	35 Bernice Cres	Detached	3	2	7	\$750K	\$770K
	54 Delemere Ave	Detached	2	2	8	\$750K	\$888K
1 June, 2017	62 East Dr	Detached	2	1	7	\$580K	\$540K
	204, 870 Jane St	Townhouse	2	2	9	\$425K	\$435K
2 June, 2017	55 Bernice Cres	Detached	3	2	9	\$789K	\$800K
5 June, 2017	12 Pritchard Ave	Semi-Detached	1	2	13	\$589K	\$600K
	38 Rockcliffe Blvd	Detached	2	1	32	\$550K	\$450K
	94 Corbett Ave	Detached	2	2	8	\$588K	\$610K
	952 Runnymede Rd	Detached	3	1	7	\$509K	\$590K
7 June, 2017	63 Florence Cres	Detached	3	2	8	\$850K	\$855K
8 June, 2017	235 Lambton Ave	Detached	2	2	9	\$500K	\$538K
9 June, 2017	1404, 250 Scarlett Rd	Condo	3	2	8	\$548K	\$540K
10 June, 2017	43 Lambton Ave	Detached	2	1	11	\$500K	\$506K

Data

Month, Day, Year of Sold Date	Address1	Property Type	Bedrooms	Washrooms	Days on the Market	List Price	Sold Price
12 June, 2017	2008, 260 Scarlett Rd	Condo	1	1	7	\$370K	\$380K
13 June, 2017	51 Brendwin Rd	Semi-Detached	4	2	8	\$730K	\$720K
14 June, 2017	72 Gray Ave	Detached	2	2	20	\$650K	\$650K
15 June, 2017	73 Edinborough Crt	Other	3	3	10	\$599K	\$725K
16 June, 2017	14 Louvain St	Detached	3	2	43	\$740K	\$695K
	36 Woodgate Dr	Detached	3	1	16	\$700K	\$660K
	45 A East Dr	Semi-Detached	3	3	24	\$800K	\$798K
	54 Hilldale Rd	Detached	3	4	3	\$799K	\$920K
17 June, 2017	78 Corbett Ave	Detached	2	2	11	\$678K	\$665K
18 June, 2017	41 Eileen Ave	Detached	2	2	16	\$679K	\$700K
19 June, 2017	17 Kinghorn Ave	Detached	3	2	13	\$698K	\$710K
20 June, 2017	53 Foxwell St	Detached	1	3	6	\$600K	\$708K
21 June, 2017	40 Ellins Ave	Detached	2	2	6	\$618K	\$648K
	1213, 270 Scarlett Rd	Condo	2	2	20	\$550K	\$555K
22 June, 2017	713, 250 Scarlett Rd	Condo	2	2	3	\$548K	\$545K
27 June, 2017	24 Greendale Ave	Detached	2	2	7	\$450K	\$537K
	73 Jasper Ave	Detached	1	1	15	\$499K	\$478K
	880 Runnymede Rd	Semi-Detached	3	3	7	\$699K	\$711K
28 June, 2017	42 Lapp St	Detached	3	3	8	\$700K	\$670K
29 June, 2017	60 Northland Ave	Semi-Detached	3	2	8	\$773K	\$758K
3 July, 2017	2 Royal St	Detached	2	1	24	\$599K	\$575K
6 July, 2017	10 Ravenal St	Semi-Detached	3	2	20	\$749K	\$730K
	412, 250 Scarlett Rd	Condo	2	2	10	\$480K	\$490K
11 July, 2017	1212, 240 Scarlett Rd	Condo	2	2	29	\$549K	\$535K
13 July, 2017	53 Rockcliffe Blvd	Detached	3	2	73	\$559K	\$525K
14 July, 2017	150 Spears St	Semi-Detached	3	2	52	\$599K	\$590K
15 July, 2017	41 Henrietta St	Semi-Detached	3	2	1	\$659K	\$660K
18 July, 2017	29 Guestville Ave	Detached	4	2	6	\$649K	\$777K

Data

Month, Day, Year of Sold Date	Address1	Property Type	Bedrooms	Washrooms	Days on the Market	List Price	Sold Price
21 July, 2017	606, 260 Scarlett Rd	Condo	1	1	2	\$390K	\$395K
22 July, 2017	32 Lambton Ave	Detached	3	2	8	\$850K	\$835K
24 July, 2017	5 Ravenal St	Semi-Detached	3	2	1	\$399K	\$525K
25 July, 2017	70 Northland Ave	Semi-Detached	3	2	8	\$719K	\$715K
27 July, 2017	51 Woodgate Dr	Detached	2	2	31	\$799K	\$770K
29 July, 2017	703, 260 Scarlett Rd	Condo	3	2	33	\$579K	\$538K
1 August, 2017	41 Cordella Ave N	Detached	2	1	18	\$625K	\$600K
5 August, 2017	1710, 250 Scarlett Rd	Condo	3	2	12	\$532K	\$532K
17 August, 2017	1707, 250 Scarlett Rd	Condo	1	1	16	\$363K	\$345K
18 August, 2017	8 Beechwood Ave	Other		0	122	\$400K	\$385K
	86 Spears St	Detached	2	2	18	\$650K	\$630K
29 August, 2017	45 Ellins Ave	Detached	2	2	8	\$649K	\$639K
	1301, 250 Scarlett Rd	Condo	2	2	11	\$545K	\$543K
3 September, 2017	1302, 240 Scarlett Rd	Condo	2	1	13	\$585K	\$612K
5 September, 2017	87 Pritchard Ave	Detached	3	3	69	\$899K	\$859K
6 September, 2017	23A Terry Dr	Semi-Detached	3	3	96	\$719K	\$670K
7 September, 2017	35 Ellins Ave	Detached	2	2	29	\$800K	\$770K
12 September, 2017	8 Batavia Ave	Townhouse	3	3	59	\$700K	\$658K
13 September, 2017	132 Avon Ave	Detached	3	3	69	\$770K	\$725K
	142 Langden Ave	Semi-Detached	4	2	104	\$630K	\$588K
14 September, 2017	130 Spears St	Detached	2	2	21	\$678K	\$678K
16 September, 2017	25 Seneca Ave	Detached	3	2	39	\$650K	\$598K
	1511, 260 Scarlett Rd	Condo	3	2	6	\$499K	\$545K
18 September, 2017	84 Delemere Ave	Detached	2	2	7	\$750K	\$850K
19 September, 2017	30 Cayuga Ave	Detached	2	1	26	\$300K	\$360K
	64 East Dr	Semi-Detached	3	2	82	\$719K	\$665K
	66 East Dr	Semi-Detached	3	2	82	\$719K	\$665K
20 September, 2017	911, 240 Scarlett Rd	Condo	3	2	1	\$538K	\$570K

Data

Month, Day, Year of Sold Date	Address1	Property Type	Bedrooms	Washrooms	Days on the Market	List Price	Sold Price
27 September, 2017	34 Cordella Ave	Detached	1	2	7	\$499K	\$583K
	454 Maybank Ave	Detached	5	4	9	\$849K	\$845K
28 September, 2017	10 Marshall Blvd	Detached	2	2	18	\$549K	\$480K
	19 Bernice Cres	Detached	3	3	21	\$899K	\$878K
	25 Handel St	Detached	2	2	15	\$789K	\$770K
2 October, 2017	1913, 260 Scarlett Rd	Condo	2	2	31	\$459K	\$435K
3 October, 2017	48 Blakley Ave	Semi-Detached	3	3	3	\$799K	\$805K
4 October, 2017	6 Florence Cres	Detached	1	2	111	\$599K	\$510K
	16 Pendeen Ave	Detached	3	2	5	\$620K	\$625K
6 October, 2017	22 Greendale Ave	Detached	3	1	16	\$650K	\$646K
10 October, 2017	1306, 250 Scarlett Rd	Condo	1	1	11	\$409K	\$409K
11 October, 2017	24 Sandcliff Rd	Townhouse	3	2	14	\$530K	\$505K
12 October, 2017	8 Rockcliffe Blvd	Detached	2	2	73	\$699K	\$655K
16 October, 2017	94 Eileen Ave	Detached	2	3	6	\$880K	\$865K
20 October, 2017	31 Edinborough Crt	Semi-Detached	3	3	16	\$800K	\$760K
	808 Jane St	Semi-Detached	4	3	35	\$750K	\$730K
22 October, 2017	70 Cliff St	Semi-Detached	3	2	19	\$729K	\$715K
24 October, 2017	7 Bexley Cres	Detached	3	3	7	\$880K	\$865K
	18 Handel St	Detached	3	2	21	\$775K	\$750K
26 October, 2017	311, 240 Scarlett Rd	Condo	3	2	31	\$599K	\$540K
27 October, 2017	14 Corbett Ave	Detached	3	3	8	\$679K	\$675K
	53 Clairton Cres	Semi-Detached	3	3	4	\$769K	\$772K
28 October, 2017	506, 250 Scarlett Rd	Condo	1	1	4	\$378K	\$378K
31 October, 2017	2 Arnold Ave	Detached	2	2	20	\$700K	\$690K
4 November, 2017	86 Clairton Cres	Semi-Detached	2	2	25	\$639K	\$608K
6 November, 2017	38 Ellins Ave	Detached	2	2	55	\$829K	\$770K
7 November, 2017	61 Beechwood Ave	Detached	3	2	41	\$779K	\$760K
	513, 260 Scarlett Rd	Condo	2	2	5	\$538K	\$538K

Data

Month, Day, Year of Sold Date	Address1	Property Type	Bedrooms	Washrooms	Days on the Market	List Price	Sold Price
8 November, 2017	16 Foxwell St	Detached	2	3	22	\$749K	\$739K
	56 Mould Ave	Detached	3	2	7	\$749K	\$730K
9 November, 2017	8, 8 Sandcliff Rd	Townhouse	3	2	41	\$540K	\$520K
10 November, 2017	875 Runnymede Rd	Semi-Detached	3	2	2	\$580K	\$636K
	2594 St Clair Ave W	Detached	2	2	100	\$509K	\$475K
11 November, 2017	31 Henrietta St	Semi-Detached	3	2	1	\$600K	\$650K
	509, 270 Scarlett Rd	Condo	2	1	21	\$480K	\$470K
13 November, 2017	1111, 240 Scarlett Rd	Condo	2	2	25	\$550K	\$530K
14 November, 2017	34 Pritchard Ave	Detached	3	3	48	\$700K	\$663K
	58 Florence Cres	Detached	3	2	8	\$579K	\$699K
15 November, 2017	804, 270 Scarlett Rd	Condo	2	2	50	\$525K	\$520K
17 November, 2017	18 Eileen Ave	Detached	3	2	10	\$765K	\$755K
	1507, 250 Scarlett Rd	Condo	1	1	4	\$429K	\$425K
20 November, 2017	1909, 270 Scarlett Rd	Condo	2	1	6	\$460K	\$457K
22 November, 2017	19 Greendale Ave	Detached	3	4	56	\$1,120K	\$1,040K
24 November, 2017	1913, 260 Scarlet Rd	Condo	2	2	3	\$589K	\$599K
26 November, 2017	2A Spears St	Detached	3	2	11	\$700K	\$690K
	69 Mould Ave	Detached	6	4	100	\$760K	\$690K
27 November, 2017	89 Cynthia Rd	Detached	1	2	48	\$799K	\$780K
28 November, 2017	6 Glamis Ave	Detached	2	2	8	\$700K	\$756K
	663 Jane St	Detached	3	3	24	\$620K	\$610K
2 December, 2017	18 Dalrymple Dr	Semi-Detached	3	2	2	\$679K	\$681K
3 December, 2017	1210, 260 Scarlett Rd	Condo	2	2	32	\$499K	\$488K
4 December, 2017	71 Black Creek Blvd	Detached	2	2	67	\$899K	\$850K
5 December, 2017	36 Batavia Ave	Detached	5	3	16	\$799K	\$775K
12 December, 2017	64 Rockcliffe Blvd	Detached	3	1	34	\$525K	\$520K
	95 Bernice Cres	Detached	3	2	4	\$400K	\$450K
15 December, 2017	609, 260 Scarlett Rd	Condo	2	1	7	\$469K	\$450K

Data

Month, Day, Year of Sold Date	Address1	Property Type	Bedrooms	Washrooms	Days on the Market	List Price	Sold Price
18 December, 2017	1 Hillborn Ave	Detached	3	4	12	\$699K	\$750K
	76 Grandville Ave	Detached	2	1	74	\$599K	\$588K
20 December, 2017	178 Eileen Ave	Detached	3	2	6	\$649K	\$775K
4 January, 2018	1603, 270 Scarlett Rd	Condo	2	2	15	\$560K	\$544K
5 January, 2018	1 Blakley Ave	Detached	3	4	30	\$1,100K	\$1,099K
	55A Terry Dr	Semi-Detached	3	2	60	\$770K	\$725K
8 January, 2018	36 Edinborough Crt	Other	6	3	98	\$950K	\$885K
	87 Pritchard Ave	Detached	3	3	41	\$750K	\$720K
9 January, 2018	154 Eileen Ave	Detached	2	3	7	\$699K	\$816K
14 January, 2018	108, 870 Jane St	Condo	2	2	6	\$419K	\$419K
16 January, 2018	24 Avon Ave	Detached	3	3	39	\$690K	\$695K
	1108, 270 Scarlett Rd	Condo	1	1	14	\$378K	\$380K
17 January, 2018	77 Beechwood Ave	Detached	3	2	9	\$600K	\$600K
23 January, 2018	103 Leigh St	Detached	2	2	7	\$600K	\$726K
11 February, 2018	1404, 260 Scarlett Rd	Condo	2	2	31	\$548K	\$523K
15 February, 2018	68 Rockcliffe Blvd	Detached	2	2	1	\$700K	\$698K
20 February, 2018	2006, 260 Scarlett Rd	Condo	1	1	4	\$420K	\$404K
21 February, 2018	16 Duern St	Detached	3	2	19	\$929K	\$845K
23 February, 2018	596 Alliance Ave	Semi-Detached	3	2	9	\$690K	\$711K
24 February, 2018	3 Blakley Ave	Semi-Detached	3	2	25	\$780K	\$765K
26 February, 2018	13 Lambton Ave	Detached	3	4	42	\$1,299K	\$1,225K
27 February, 2018	608, 260 Scarlett Rd	Condo	1	1	7	\$390K	\$405K
28 February, 2018	25 Castleton Ave	Detached	3	3	7	\$900K	\$955K
2 March, 2018	27 Foxwell St	Detached	2	2	2	\$695K	\$760K
4 March, 2018	57 Cameo Cres	Semi-Detached	3	2	12	\$725K	\$725K
6 March, 2018	37 Cameo Cres	Semi-Detached	3	2	8	\$690K	\$717K
9 March, 2018	19 Norval St	Detached	2	1	11	\$675K	\$665K
13 March, 2018	73 Grandville Ave	Detached	1	1	4	\$429K	\$480K

Data

Month, Day, Year of Sold Date	Address1	Property Type	Bedrooms	Washrooms	Days on the Market	List Price	Sold Price
13 March, 2018	1401, 250 Scarlett Rd	Condo	2	2	11	\$578K	\$585K
14 March, 2018	80 Bexley Cres	Detached	2	2	8	\$700K	\$730K
18 March, 2018	86 Clairton Cres	Semi-Detached	3	4	4	\$799K	\$799K
19 March, 2018	509, 240 Scarlett Rd	Condo	2	1	0	\$478K	\$478K
20 March, 2018	75 Rockcliffe Blvd	Detached	2	2	13	\$660K	\$650K
21 March, 2018	22 Criscoe St	Detached	2	2	14	\$630K	\$619K
22 March, 2018	23 Norval St	Detached	3	1	9	\$700K	\$683K
	56 French Ave	Detached	2	2	7	\$598K	\$625K
	2008, 260 Scarlett Rd	Condo	1	1	9	\$420K	\$419K
23 March, 2018	211 Lambton Ave	Detached	3	4	5	\$900K	\$892K
27 March, 2018	1210, 260 Scarlett Rd	Condo	3	2	18	\$647K	\$642K
28 March, 2018	67 Scarlett Rd	Detached	2	2	6	\$549K	\$597K