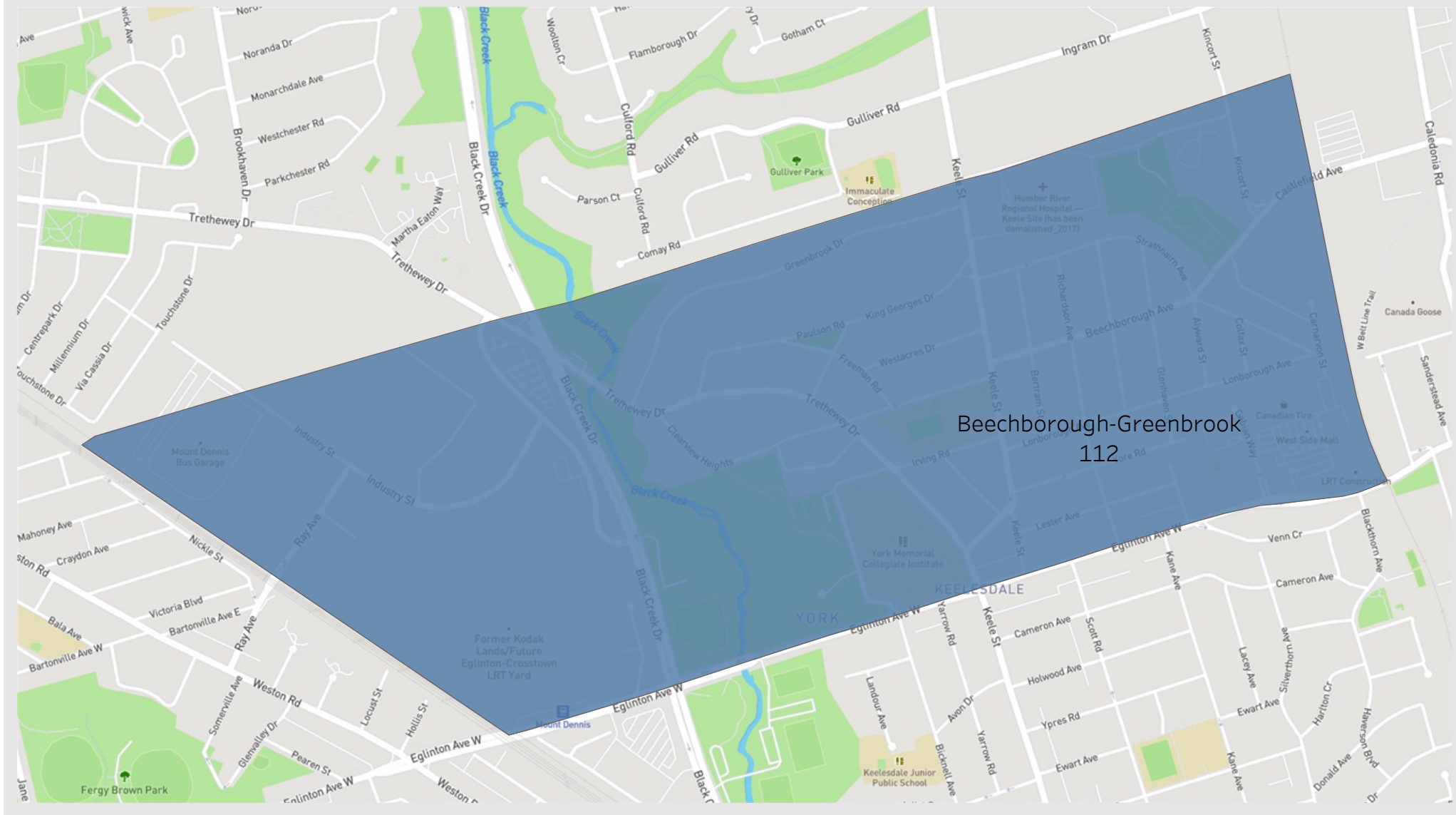
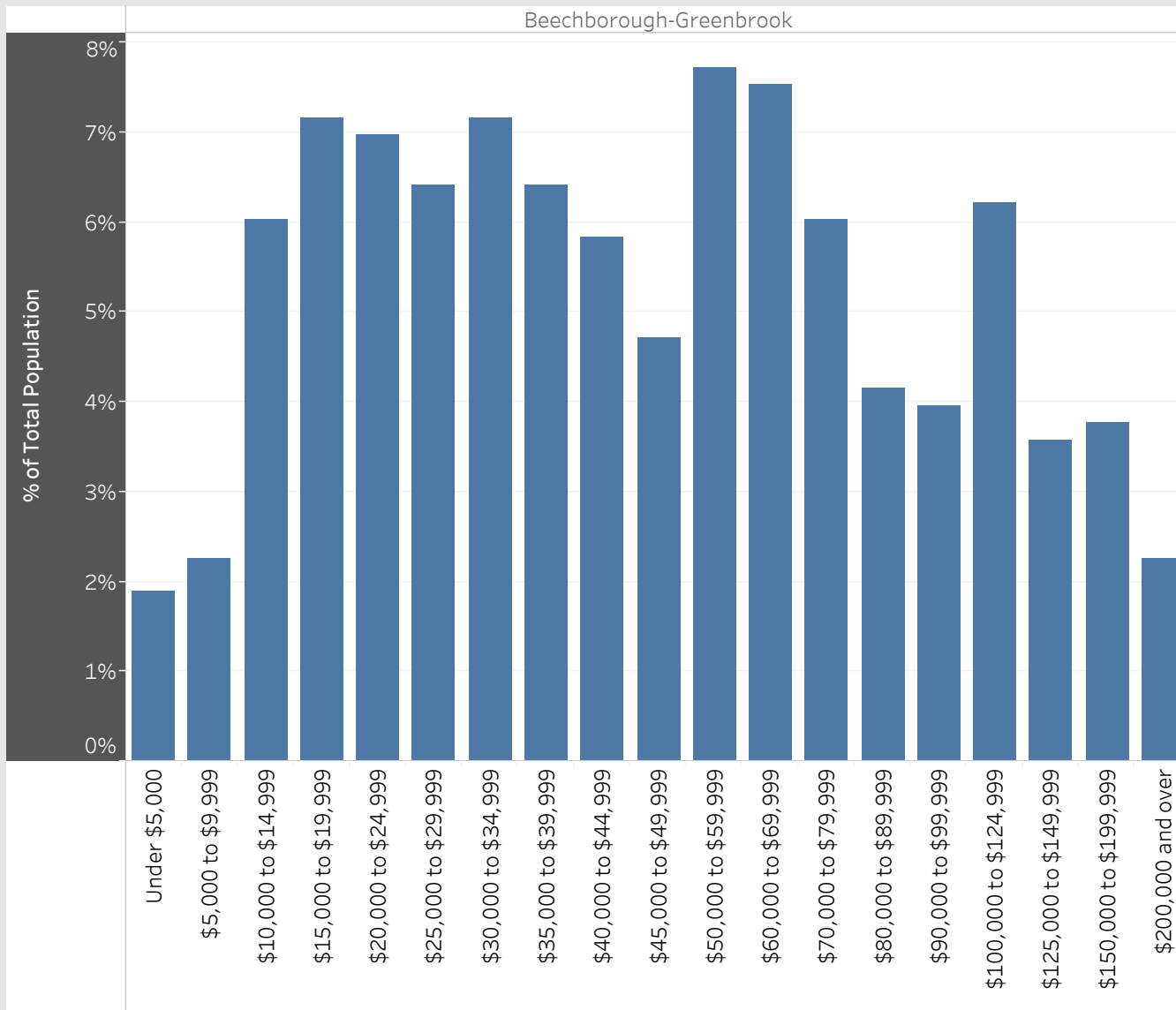


Beechborough-Greenbrook
Neighbourhood Breakdown
July 1st, 2015 - March 31st, 2018

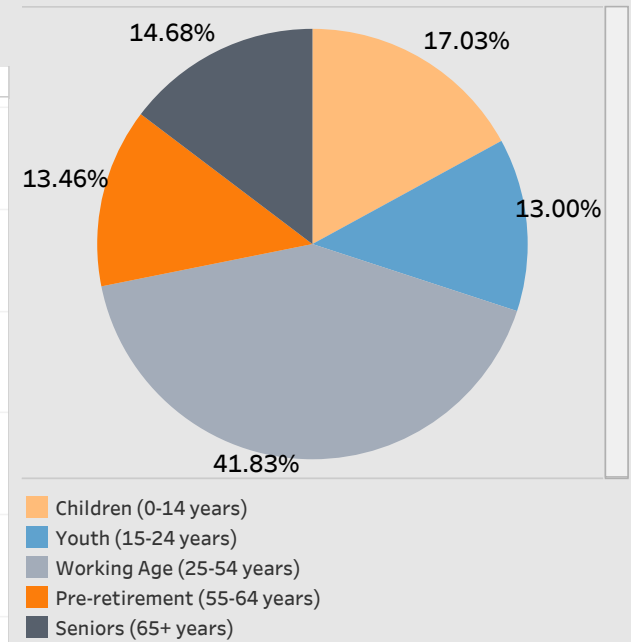


2016 StatsCan Data

Household Income in Beechborough-Greenbrook



Age

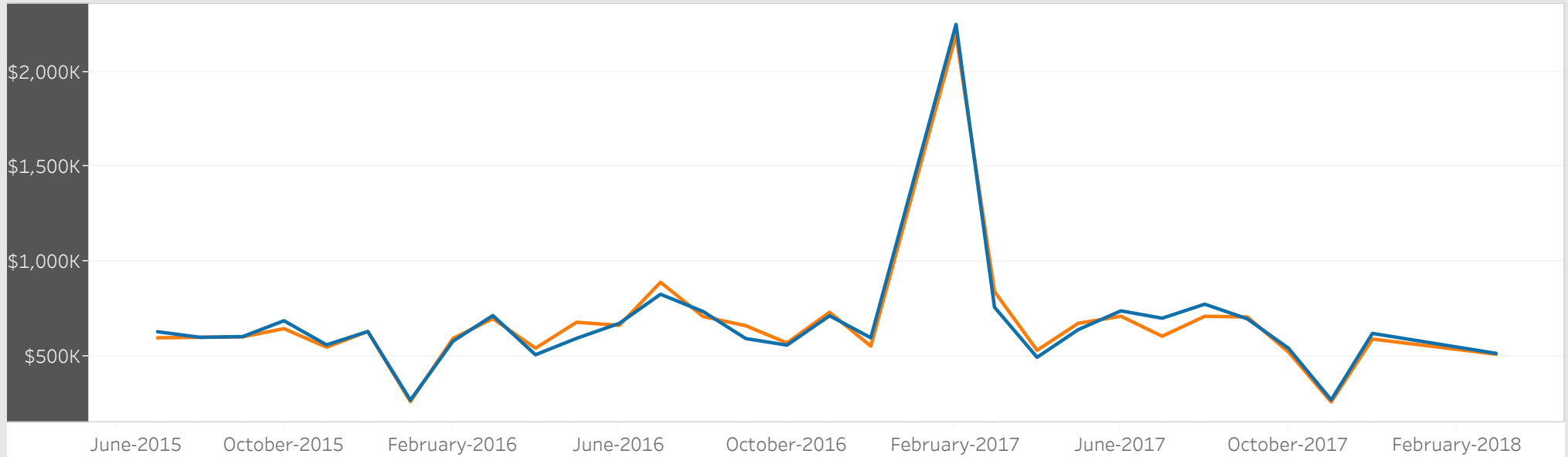


Visible Minorities

Not a visible minority	40.85%
Black	32.39%
Filipino	6.18%
Latin American	5.24%
South Asian	5.16%
Southeast Asian	3.36%
Visible minority; n.i.e.	2.11%
Chinese	1.72%
Multiple visible minorities	1.49%
Arab	1.10%
Korean	0.23%
West Asian	0.16%
Japanese	0.00%

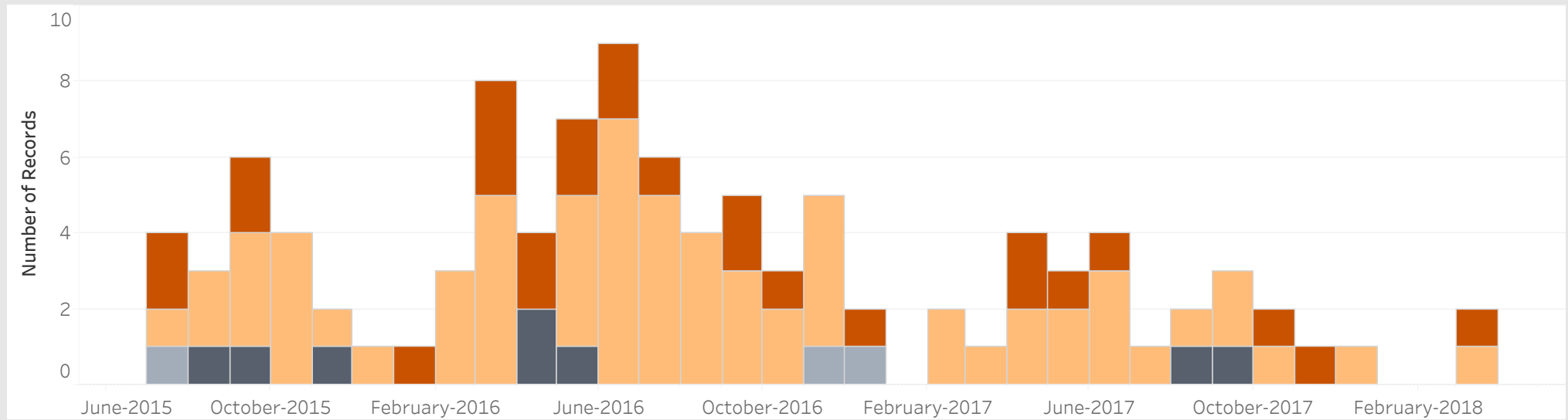
Average Sold Price vs. Average Ask Price in Beechborough-Greenbrook

■ Avg. List Price ■ Avg. Sold Price



Properties Sold in Beechborough-Greenbrook by Month

■ Condo ■ Detached ■ Semi-Detached ■ Other



Data

Month, Day, Year of Sold Date	Address1	Property Type	Bedrooms	Washrooms	Days on the Market	List Price	Sold Price
2 July, 2015	23 Yore Rd, Toronto	Other	8	6	39	\$1,350K	\$1,240K
5 July, 2015	1602, 2470 Eglinton Ave, Toronto	Condo	2	2	5	\$280K	\$280K
8 July, 2015	1703, 2470 Eglinton Ave, Toronto	Condo	2	2	14	\$285K	\$278K
28 July, 2015	97 Trethewey Dr, Toronto	Detached	3	2	44	\$600K	\$588K
5 August, 2015	5 Colfax St, Toronto	Detached	2	3	14	\$629K	\$625K
23 August, 2015	48 Strathnairn Ave, Toronto	Semi-Detached	3	2	45	\$619K	\$610K
29 August, 2015	43 Bertram St, Toronto	Detached	2	2	5	\$549K	\$563K
7 September, 2015	17 King Georges Dr, Toronto	Detached	4	4	14	\$889K	\$975K
8 September, 2015	704, 2470 Eglinton Ave, Toronto	Condo	2	2	59	\$275K	\$263K
10 September, 2015	18 King George's Dr, Toronto	Detached	2	1	15	\$699K	\$640K
14 September, 2015	1006, 2470 Eglinton Ave, Toronto	Condo	2	2	64	\$295K	\$289K
17 September, 2015	42 Strathnairn Ave, Toronto	Semi-Detached	3	3	18	\$660K	\$660K
30 September, 2015	59 Glenhaven St, Toronto	Detached	3	3	34	\$800K	\$784K
17 October, 2015	1928 Keele St, Toronto	Detached	3	2	33	\$598K	\$588K
28 October, 2015	2049 Keele St, Toronto	Detached	3	2	48	\$700K	\$688K
29 October, 2015	18 King George's Dr, Toronto	Detached	2	1	3	\$699K	\$655K
	74 Trethewey Dr, Toronto	Detached	5	3	22	\$750K	\$650K
1 November, 2015	8 Lester Ave, Toronto	Semi-Detached	3	2	11	\$559K	\$548K
13 November, 2015	63 Lonborough Ave, Toronto	Detached	2	2	19	\$560K	\$546K
12 December, 2015	179 Strathnairn Ave, Toronto	Detached	4	2	9	\$630K	\$630K
5 January, 2016	1205, 2470 Eglinton Ave, Toronto	Condo	2	2	2	\$268K	\$260K
3 February, 2016	2 Freeman Rd	Detached	4	2	2	\$599K	\$615K
5 February, 2016	157 Strathnairn Ave	Detached	2	2	18	\$639K	\$630K
15 February, 2016	15 Claybrooke St	Detached	2	3	4	\$499K	\$535K
4 March, 2016	18 Westacres Dr	Detached	5	4	50	\$1,399K	\$1,220K
9 March, 2016	55 Richardson Ave	Detached	2	2	8	\$500K	\$650K
11 March, 2016	304, 2470 Eglinton Ave W	Condo	2	2	17	\$300K	\$285K
16 March, 2016	19 Richardson Ave	Detached	6	3	0	\$715K	\$715K

Data

Month, Day, Year of Sold Date	Address1	Property Type	Bedrooms	Washrooms	Days on the Market	List Price	Sold Price
21 March, 2016	11 Lonborough Ave	Detached	3	2	16	\$665K	\$640K
23 March, 2016	701, 2470 Eglinton Ave	Condo	2	2	21	\$285K	\$276K
24 March, 2016	506, 2470 Eglinton Ave W	Condo	2	2	8	\$300K	\$297K
26 March, 2016	10 King George's Dr	Detached	4	5	56	\$1,549K	\$1,500K
8 April, 2016	1204, 2470 Eglinton Ave W	Condo	2	2	2	\$290K	\$294K
21 April, 2016	46A Strathnairn Ave	Semi-Detached	3	4	35	\$800K	\$820K
27 April, 2016	64 Yore Rd	Semi-Detached	3	4	6	\$700K	\$820K
28 April, 2016	106, 2470 Eglinton Ave W	Condo	1	1	17	\$239K	\$233K
3 May, 2016	1862 Keele St	Detached	2	2	6	\$470K	\$570K
10 May, 2016	1201, 2470 Eglinton Ave W	Condo	2	2	24	\$299K	\$294K
17 May, 2016	44 Greenbrook Dr	Detached	3	2	6	\$949K	\$1,123K
18 May, 2016	14 Beechborough Ave	Semi-Detached	3	2	8	\$600K	\$622K
25 May, 2016	2 Westacres Dr	Detached	4	6	1	\$1,000K	\$1,300K
	1706, 2470 Eglinton Ave	Condo	2	2	28	\$310K	\$300K
	2071 Keele St	Detached	2	2	36	\$530K	\$542K
1 June, 2016	18 Paulson Rd	Detached	3	2	2	\$949K	\$980K
2 June, 2016	503, 2470 Eglinton Ave W	Condo	2	2	2	\$300K	\$300K
5 June, 2016	110 Strathnairn Ave	Detached	3	2	9	\$789K	\$765K
6 June, 2016	2127 Keele St	Detached	4	5	31	\$1,390K	\$1,300K
8 June, 2016	6 Colfax St	Detached	2	3	13	\$749K	\$736K
12 June, 2016	20 Yore Rd	Detached	2	2	6	\$400K	\$452K
17 June, 2016	59 Lonborough Ave S	Detached	2	2	8	\$550K	\$516K
	1401, 2470 Eglinton Ave W	Condo	2	2	7	\$289K	\$289K
27 June, 2016	1 Westacres Dr	Detached	3	2	7	\$639K	\$620K
6 July, 2016	50 Glenhaven St	Detached	2	2	1	\$599K	\$630K
7 July, 2016	64 Greenbrook Dr	Detached	5	3	9	\$800K	\$910K
	1507, 2470 Eglinton Ave W	Condo	2	2	30	\$300K	\$310K
13 July, 2016	9 Richardson Ave	Detached	2	2	4	\$580K	\$637K

Data

Month, Day, Year of Sold Date	Address1	Property Type	Bedrooms	Washrooms	Days on the Market	List Price	Sold Price
19 July, 2016	51 Greenbrook Dr	Detached	4	2	7	\$700K	\$860K
27 July, 2016	7 Freeman Rd	Detached	4	5	37	\$1,979K	\$1,990K
24 August, 2016	3 Paulson Rd	Detached	3	3	37	\$1,198K	\$1,045K
	7 Colfax St	Detached	2	2	15	\$599K	\$596K
27 August, 2016	91 Lonborough Ave	Detached	4	3	3	\$569K	\$615K
31 August, 2016	41 Lonborough Ave	Detached	2	2	6	\$575K	\$580K
1 September, 2016	7 Greenbrook Dr	Detached	3	2	8	\$699K	\$920K
8 September, 2016	701, 2470 Eglinton Ave W	Condo	2	2	24	\$310K	\$300K
13 September, 2016	707, 10 Martha Eaton Way	Condo	2	2	53	\$205K	\$200K
29 September, 2016	7A King Georges Dr	Detached	4	5	9	\$1,100K	\$1,232K
	51 Trethewey Dr	Detached	3	2	2	\$650K	\$650K
7 October, 2016	81 Trethewey Dr	Detached	2	2	25	\$680K	\$670K
8 October, 2016	1502, 2470 Eglinton Ave W	Condo	2	2	2	\$325K	\$314K
12 October, 2016	112 Strathnairn Ave	Detached	4	2	6	\$669K	\$725K
1 November, 2016	102 Richardson Ave	Detached	2	2	6	\$619K	\$728K
7 November, 2016	202, 2470 Eglinton Ave	Other	2	2	21	\$329K	\$305K
9 November, 2016	177 Strathnairn Ave	Detached	2	2	6	\$619K	\$717K
10 November, 2016	48 Bertram St	Detached	2	2	7	\$599K	\$707K
16 November, 2016	8A Freeman Rd	Detached	4	4	33	\$1,399K	\$1,200K
16 December, 2016	201, 2470 Eglinton Ave W	Condo	1	1	20	\$235K	\$230K
22 December, 2016	61 Beechborough Ave	Other	3	3	64	\$959K	\$875K
17 February, 2017	76 Greenbrook Dr	Detached	4	3	91	\$3,000K	\$2,820K
21 February, 2017	30 Alyward St	Detached	4	5	8	\$1,500K	\$1,570K
7 March, 2017	59 Claybrooke St	Detached	2	2	5	\$758K	\$841K
13 April, 2017	1914, 10 Martha Eaton Way	Condo	2	2	9	\$220K	\$240K
17 April, 2017	43 Trethewey Dr	Detached	2	2	8	\$670K	\$670K
24 April, 2017	62 Glenhaven St	Detached	2	1	9	\$700K	\$829K
30 April, 2017	1607, 2470 Eglinton Ave W	Condo	2	2	17	\$385K	\$384K

Data

Month, Day, Year of Sold Date	Address1	Property Type	Bedrooms	Washrooms	Days on the Market	List Price	Sold Price
6 May, 2017	1506, 2470 Eglinton Ave W	Condo	2	2	1	\$370K	\$370K
11 May, 2017	50 Yore Rd	Detached	4	3	16	\$800K	\$900K
24 May, 2017	190 Strathnairn Ave	Detached	2	2	6	\$750K	\$750K
16 June, 2017	24 Alyward St	Detached	4	3	30	\$900K	\$865K
19 June, 2017	79 Greenbrook Dr	Detached	4	3	5	\$895K	\$895K
25 June, 2017	109 Strathnairn Ave	Detached	2	2	15	\$890K	\$825K
27 June, 2017	208, 2470 Eglinton Ave W	Condo	1	1	15	\$270K	\$257K
19 July, 2017	1872 Keele St	Detached	3	4	78	\$700K	\$605K
25 August, 2017	58 Glenhaven St	Detached	2	2	42	\$699K	\$670K
27 August, 2017	4 Bertram St	Semi-Detached	3	4	64	\$849K	\$750K
14 September, 2017	129 Lonborough Ave	Detached	2	2	9	\$650K	\$670K
22 September, 2017	119 Strathnairn Ave	Detached	2	2	42	\$740K	\$720K
25 September, 2017	5 Yore Rd	Semi-Detached	3	4	7	\$700K	\$730K
2 October, 2017	96 Lonborough Ave	Detached	2	2	18	\$659K	\$630K
16 October, 2017	1002, 2470 Eglinton Ave	Condo	2	2	26	\$423K	\$412K
18 November, 2017	101, 2470 Eglinton Ave W	Condo	1	1	23	\$269K	\$259K
5 December, 2017	2113 Keele St E	Detached	4	1	10	\$620K	\$590K
22 March, 2018	1205, 2470 Eglinton Ave W	Condo	2	2	41	\$379K	\$370K
31 March, 2018	73 Yore Rd	Detached	2	2	52	\$650K	\$650K