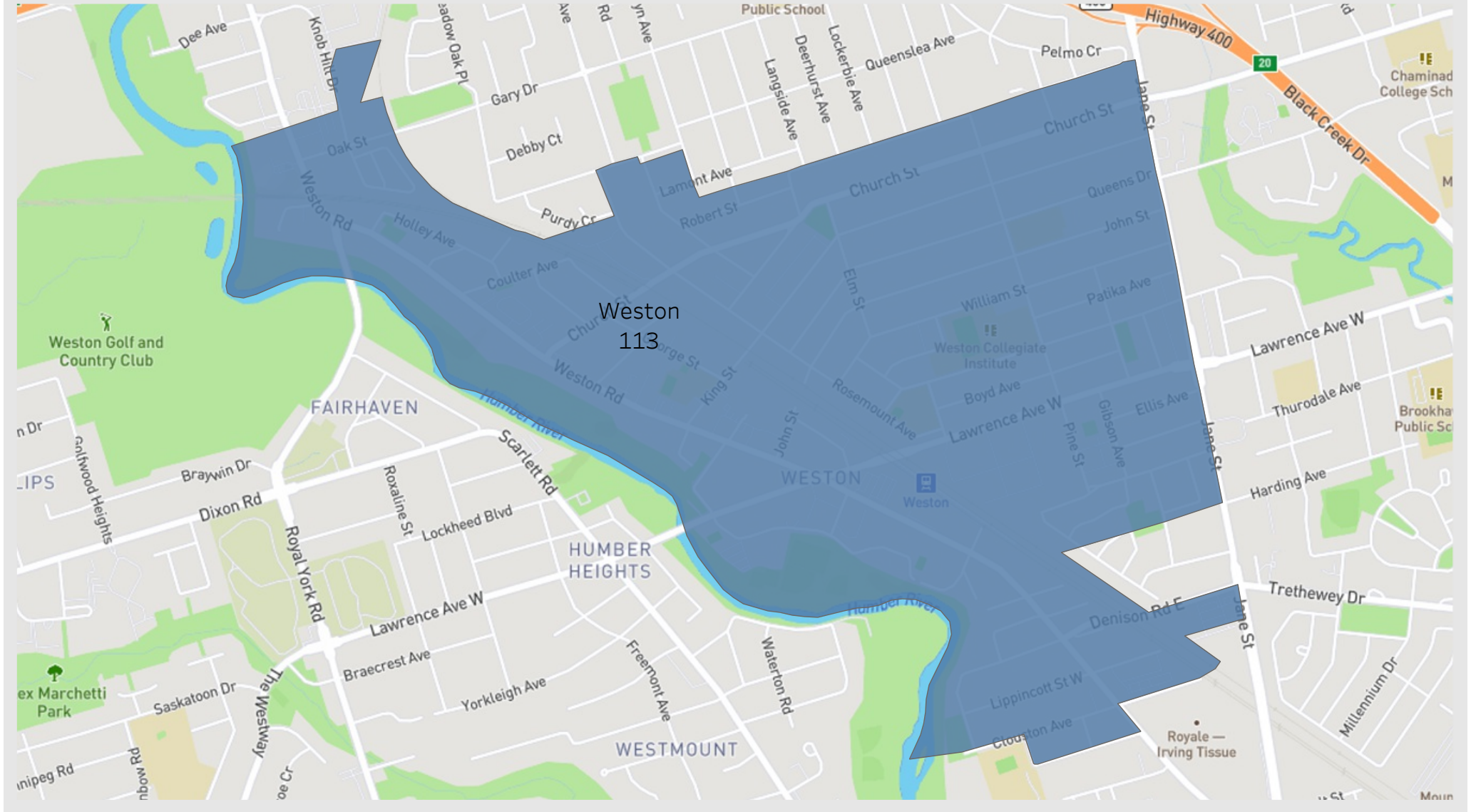
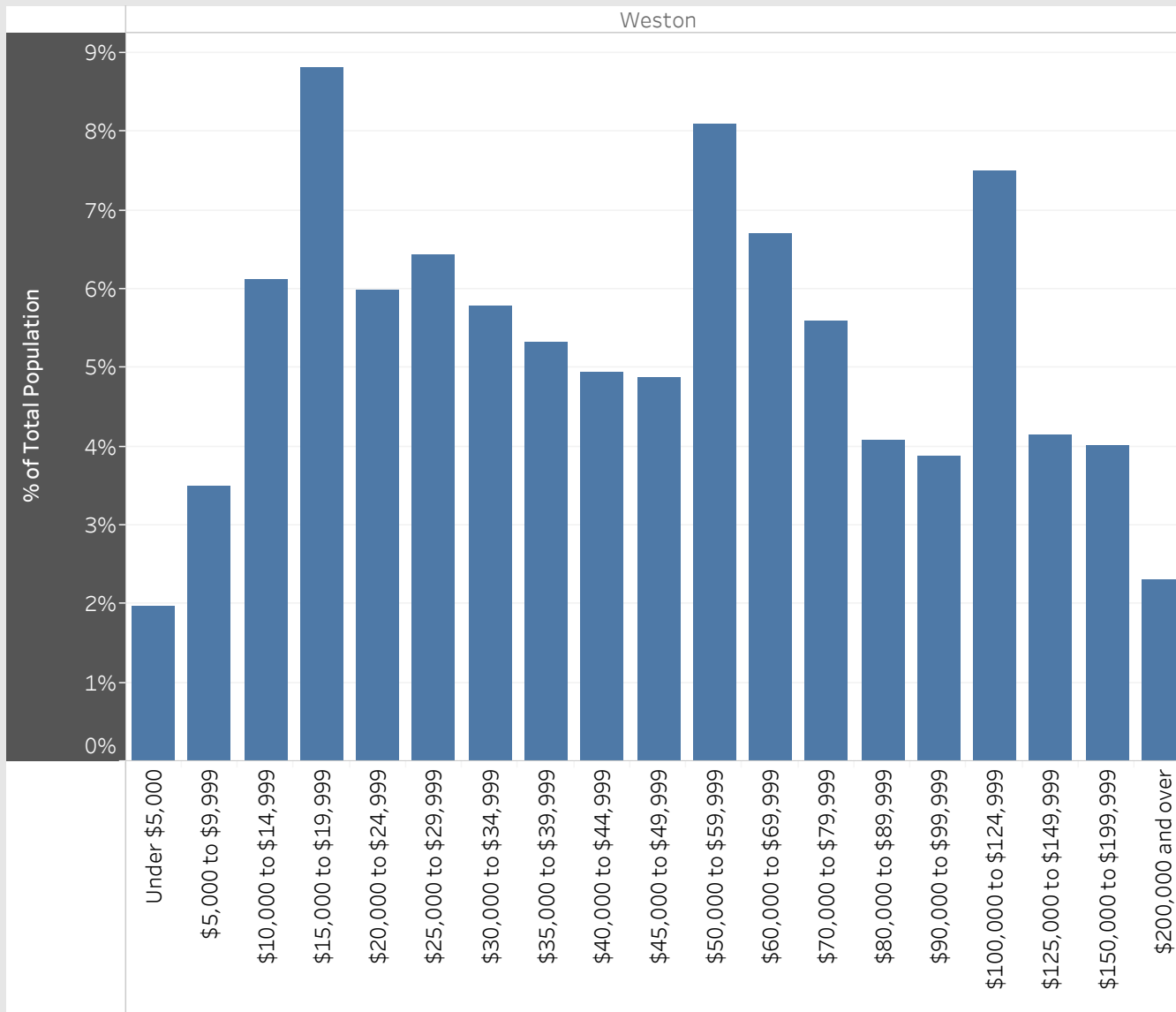


Weston
Neighbourhood Breakdown
July 1st, 2015 - March 31st, 2018

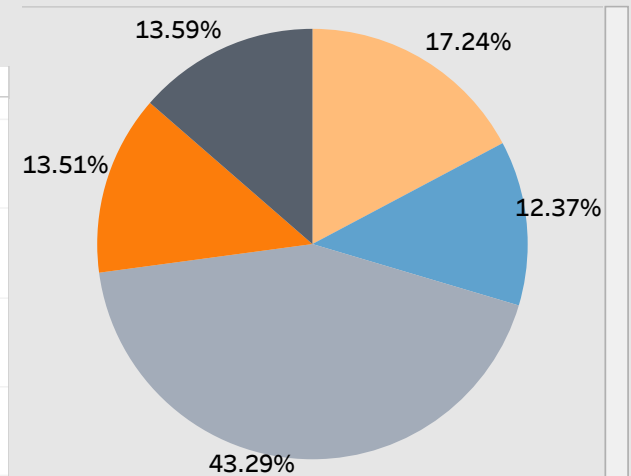


2016 StatsCan Data

Household Income in Weston



Age



- Children (0-14 years)
- Youth (15-24 years)
- Working Age (25-54 years)
- Pre-retirement (55-64 years)
- Seniors (65+ years)

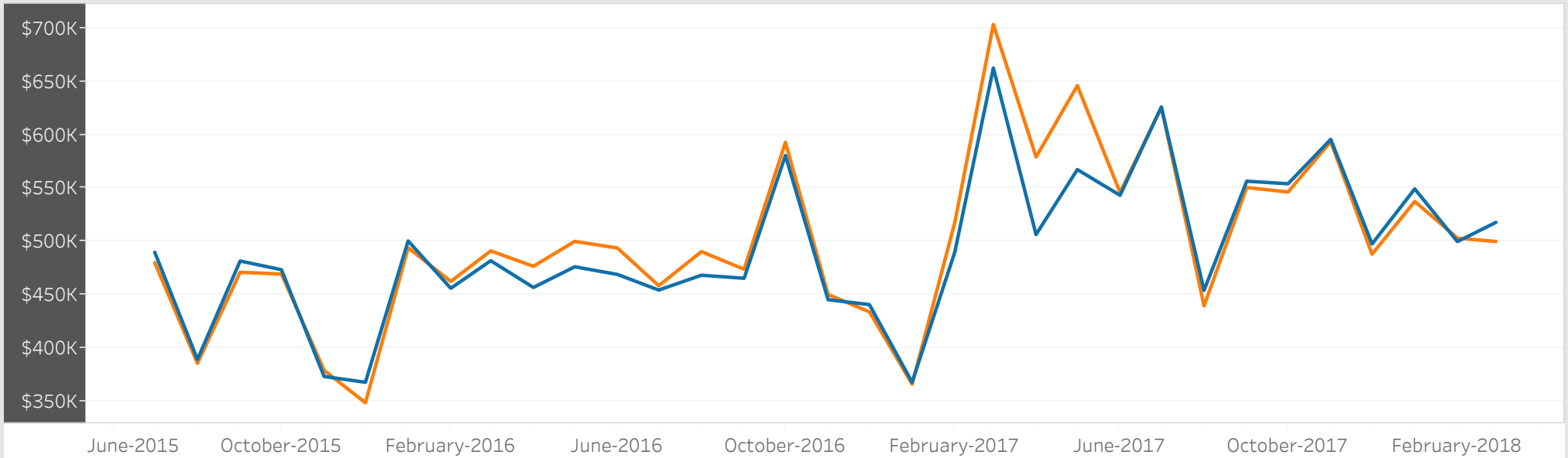
Visible Minorities

Not a visible minority	39.18%
Black	34.20%
Latin American	7.86%
South Asian	4.33%
Filipino	3.34%
Southeast Asian	3.11%
Multiple visible minorities	2.21%
Chinese	1.90%
Visible minority; n.i.e.	1.58%
West Asian	0.82%
Arab	0.68%
Korean	0.42%
Japanese	0.37%

Average Sold Price vs. Average Ask Price in Weston

Avg. List Price

Avg. Sold Price



Properties Sold in Weston by Month

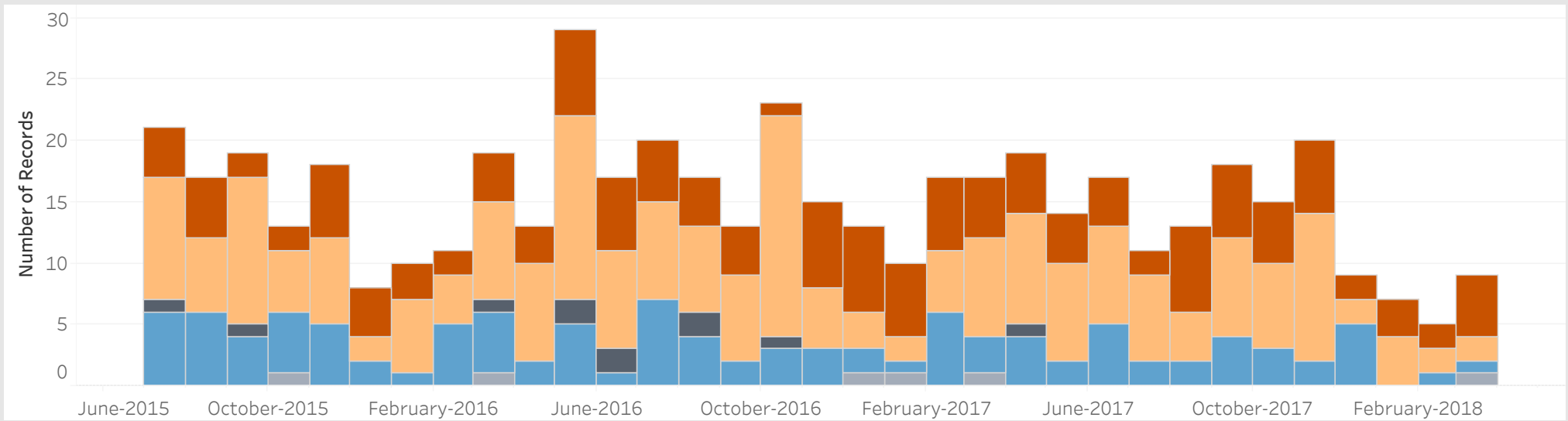
Condo

Detached

Semi-Detached

Townhouse

Other



Data

Month, Day, Year of Sold Date	Address1	Property Type	Bedrooms	Washrooms	Days on the Market	List Price	Sold Price
1 July, 2015	610, 2464 Weston Rd, Toronto	Condo	1	2	48	\$264K	\$248K
2 July, 2015	8, 38 Gibson Ave, Toronto	Townhouse	2	1	106	\$283K	\$280K
	17 Lippincott St, Toronto	Detached	4	3	15	\$579K	\$579K
	204, 74 Sidney Belsey Cres, Toronto	Townhouse	3	2	14	\$290K	\$315K
5 July, 2015	164 William St, Toronto	Detached	2	2	4	\$490K	\$526K
	216 Church St, Toronto	Detached	3	3	53	\$639K	\$588K
	2464 Weston Rd, Toronto	Condo	1	1	76	\$130K	\$118K
6 July, 2015	58 Boyd Ave, Toronto	Detached	3	2	12	\$650K	\$650K
	225 John St, Toronto	Detached	3	4	42	\$799K	\$780K
9 July, 2015	112, 1530 Weston Rd, Toronto	Townhouse	3	2	42	\$340K	\$322K
	209, 1530 Weston Rd, Toronto	Townhouse	3	2	21	\$299K	\$290K
13 July, 2015	8 Sykes Ave, Toronto	Detached	4	2	37	\$540K	\$525K
	106 Church St, Toronto	Detached	4	2	24	\$650K	\$623K
	1608, 3 Hickory Tree Rd, Toronto	Condo	1	2	20	\$215K	\$215K
	2390 Weston Rd, Toronto	Detached	3	3	19	\$1,495K	\$1,420K
14 July, 2015	36 Robert St, Toronto	Semi-Detached	4	2	56	\$530K	\$524K
	905, 2130 Weston Rd, Toronto	Condo	3	2	30	\$210K	\$205K
15 July, 2015	103 Piggott Mews, Toronto	Townhouse	3	2	10	\$490K	\$494K
19 July, 2015	25 Joseph St, Toronto	Detached	3	2	3	\$600K	\$590K
24 July, 2015	14, 11 Pine St, Toronto	Townhouse	2	1	5	\$320K	\$319K
28 July, 2015	235 Church St, Toronto	Detached	2	2	15	\$470K	\$468K
5 August, 2015	17 Richwood St, Toronto	Detached	3	3	33	\$670K	\$645K
	18, 1947 Lawrence Ave, Toronto	Townhouse	2	2	8	\$313K	\$313K
9 August, 2015	239 Church St, Toronto	Detached	3	2	2	\$460K	\$493K
11 August, 2015	204, 54 Sidney Belsey Cres, Toronto	Townhouse	3	2	1	\$329K	\$322K
12 August, 2015	207, 2464 Weston Rd, Toronto	Condo	1	1	17	\$215K	\$204K
	401, 1 Hickory Tree St, Toronto	Condo	2	2	24	\$240K	\$223K
15 August, 2015	704, 2130 Weston Rd, Toronto	Condo	3	1	18	\$196K	\$198K

Data

Month, Day, Year of Sold Date	Address1	Property Type	Bedrooms	Washrooms	Days on the Market	List Price	Sold Price
16 August, 2015	63 Macdonald Ave, Toronto	Detached	4	5	21	\$945K	\$927K
17 August, 2015	10, 1949 Lawrence Ave, Toronto	Townhouse	2	2	8	\$313K	\$310K
	1709, 1 Hickory Tree Rd, Toronto	Condo	1	1	46	\$175K	\$160K
18 August, 2015	12 Sykes Ave, Toronto	Detached	3	2	35	\$550K	\$530K
	1915 Lawrence Ave, Toronto	Detached	3	2	14	\$449K	\$447K
19 August, 2015	17, 1949 Lawrence Ave, Toronto	Townhouse	2	1	17	\$290K	\$289K
24 August, 2015	1016, 2464 Weston Rd, Toronto	Condo	1	1	28	\$198K	\$193K
25 August, 2015	26 Pont Lane, Toronto	Townhouse	2	2	16	\$490K	\$491K
26 August, 2015	22 Speers Ave, Toronto	Detached	2	2	6	\$459K	\$500K
30 August, 2015	10, 1947 Lawrence Ave, Toronto	Townhouse	2	2	85	\$320K	\$306K
2 September, 2015	2464 Weston Rd, Toronto	Condo	1	1	45	\$215K	\$207K
3 September, 2015	59 Joseph St, Toronto	Detached	3	2	80	\$630K	\$605K
6 September, 2015	51 Church St, Toronto	Detached	2	3	1	\$410K	\$405K
8 September, 2015	1680 Weston Rd, Toronto	Detached	6	4	76	\$489K	\$510K
9 September, 2015	72 William St, Toronto	Detached	3	1	27	\$579K	\$574K
13 September, 2015	45 Robert St, Toronto	Detached	3	3	37	\$649K	\$628K
14 September, 2015	24, 36 Gibson Ave, Toronto	Townhouse	2	1	36	\$320K	\$311K
	1505, 3 Hickory Tree Rd, Toronto	Condo	1	1	19	\$180K	\$180K
16 September, 2015	11 Springmount Ave, Toronto	Detached	3	3	11	\$825K	\$800K
	24 Pont Lane, Toronto	Townhouse	3	2	51	\$480K	\$470K
17 September, 2015	89 King St, Toronto	Detached	4	4	10	\$740K	\$700K
21 September, 2015	67 Robert St, Toronto	Detached	3	2	26	\$499K	\$491K
22 September, 2015	18, 9 Pine St, Toronto	Townhouse	2	2	14	\$375K	\$375K
23 September, 2015	6 Parke St, Toronto	Detached	3	1	2	\$299K	\$300K
	43A Church St, Toronto	Detached	3	2	49	\$550K	\$530K
26 September, 2015	20, 1947 Lawrence Ave, Toronto	Townhouse	2	2	4	\$320K	\$315K
28 September, 2015	40 Cross St, Toronto	Detached	3	2	48	\$540K	\$535K
29 September, 2015	170 Wright Ave, Toronto	Semi-Detached	3	4	35	\$599K	\$611K

Data

Month, Day, Year of Sold Date	Address1	Property Type	Bedrooms	Washrooms	Days on the Market	List Price	Sold Price
29 September, 2015	2366 Weston Rd, Toronto	Detached	3	1	16	\$448K	\$400K
3 October, 2015	15, 9 Pine St, Toronto	Townhouse	2	2	4	\$300K	\$298K
4 October, 2015	21 Rectory Rd, Toronto	Detached	3	2	10	\$500K	\$506K
7 October, 2015	3, 11 Pine St, Toronto	Townhouse	2	2	15	\$300K	\$292K
	4A Conron Pl, Toronto	Townhouse	4	2	20	\$450K	\$437K
9 October, 2015	8 Coulter Ave, Toronto	Detached	3	3	8	\$555K	\$545K
15 October, 2015	10 Victoria Ave, Toronto	Detached	3	1	3	\$599K	\$500K
18 October, 2015	4, 9 Pine St, Toronto	Townhouse	2	2	14	\$390K	\$380K
19 October, 2015	127 William St, Toronto	Other	6	6	6	\$795K	\$871K
	612, 2088 Lawrence Ave, Toronto	Condo	3	2	20	\$270K	\$268K
22 October, 2015	1 Queens Dr, Toronto	Detached	4	3	3	\$595K	\$652K
25 October, 2015	19 Chantilly Gdns, Toronto	Detached	4	3	13	\$800K	\$750K
	32, 36 Gibson Ave, Toronto	Townhouse	2	2	13	\$370K	\$375K
26 October, 2015	1211, 3 Hickory Tree Rd, Toronto	Condo	1	2	20	\$229K	\$225K
2 November, 2015	1, 36 Gibson Ave, Toronto	Townhouse	2	2	1	\$390K	\$383K
4 November, 2015	415, 2088 Lawrence Ave, Toronto	Condo	3	1	28	\$200K	\$198K
6 November, 2015	403, 1 Hickory Tree Rd, Toronto	Condo	1	2	44	\$230K	\$220K
9 November, 2015	128 Church St, Toronto	Detached	3	1	23	\$609K	\$595K
10 November, 2015	20, 9 Pine St, Toronto	Townhouse	2	1	62	\$310K	\$310K
	223 King St, Toronto	Detached	3	3	50	\$620K	\$615K
11 November, 2015	15 Denison Rd, Toronto	Detached	4	2	12	\$360K	\$440K
13 November, 2015	203, 2088 Lawrence Ave, Toronto	Condo	3	2	15	\$259K	\$260K
16 November, 2015	113, 1530 Weston Rd, Toronto	Townhouse	3	2	7	\$325K	\$320K
	306, 66 Sidney Belsey Cres, Toronto	Townhouse	3	2	6	\$340K	\$350K
17 November, 2015	1950 Lawrence Ave, Toronto	Detached	2	1	7	\$429K	\$431K
21 November, 2015	203, 54 Sidney Belsey Cres, Toronto	Townhouse	3	2	2	\$329K	\$328K
23 November, 2015	502, 1 Hickory Tree Rd, Toronto	Condo	1	2	7	\$190K	\$189K
26 November, 2015	23 Pine St, Toronto	Detached	4	2	37	\$649K	\$637K

Data

Month, Day, Year of Sold Date	Address1	Property Type	Bedrooms	Washrooms	Days on the Market	List Price	Sold Price
26 November, 2015	1706, 1 Hickory Tree Rd, Toronto	Condo	1	1	30	\$173K	\$170K
27 November, 2015	115 Rosemount Ave, Toronto	Detached	3	3	53	\$630K	\$630K
29 November, 2015	55 Denison Rd, Toronto	Detached	3	1	6	\$500K	\$575K
	510, 3 Hickory Tree Rd, Toronto	Condo	1	1	7	\$170K	\$165K
3 December, 2015	1009, 2464 Weston Rd, Toronto	Condo	1	2	34	\$240K	\$236K
4 December, 2015	607, 1 Hickory Tree Rd, Toronto	Condo	1	1	17	\$179K	\$178K
5 December, 2015	304, 62 Sidney Belsey Cres, Toronto	Townhouse	3	2	2	\$368K	\$360K
6 December, 2015	105, 3 Hickory Tree Rd, Toronto	Condo	1	3	37	\$220K	\$190K
8 December, 2015	1 Sykes Ave, Toronto	Detached	4	2	61	\$480K	\$472K
14 December, 2015	123 Church St, Toronto	Detached	3	3	180	\$799K	\$720K
18 December, 2015	1, 9 Pine St, Toronto	Townhouse	2	2	57	\$385K	\$373K
21 December, 2015	209, 2464 Weston Rd, Toronto	Condo	1	2	57	\$269K	\$257K
4 January, 2016	2004 Lawrence Ave, Toronto	Detached	2	2	47	\$559K	\$521K
6 January, 2016	20 Sykes Ave, Toronto	Detached	4	3	30	\$649K	\$620K
9 January, 2016	912, 2464 Weston Rd, Toronto	Condo	1	1	4	\$265K	\$260K
12 January, 2016	803, 2464 Weston Rd, Toronto	Condo	1	1	11	\$219K	\$223K
14 January, 2016	49 Robert St, Toronto	Detached	4	3	23	\$750K	\$740K
17 January, 2016	60 Boyd Ave, Toronto	Detached	3	3	8	\$600K	\$671K
18 January, 2016	2108 Lawrence Ave, Toronto	Detached	3	2	5	\$500K	\$525K
19 January, 2016	122 William St, Toronto	Detached	5	5	89	\$889K	\$850K
27 January, 2016	203, 62 Sidney Belsey Cres	Townhouse	3	2	41	\$359K	\$325K
28 January, 2016	307, 2464 Weston Rd	Condo	1	1	116	\$213K	\$203K
3 February, 2016	3 Cypress St W	Detached	5	3	47	\$750K	\$740K
	401, 2130 Weston Rd	Condo	3	2	16	\$249K	\$240K
5 February, 2016	13, 36 Gibson Ave	Townhouse	2	2	17	\$340K	\$329K
12 February, 2016	81 Church St	Detached	4	3	10	\$850K	\$845K
13 February, 2016	25A Oak St	Townhouse	2	2	11	\$505K	\$480K
16 February, 2016	1002, 2130 Weston Rd	Condo	3	2	33	\$200K	\$190K

Data

Month, Day, Year of Sold Date	Address1	Property Type	Bedrooms	Washrooms	Days on the Market	List Price	Sold Price
17 February, 2016	39 Denison Rd W	Detached	3	4	8	\$525K	\$685K
18 February, 2016	17 Holley Ave	Detached	3	1	17	\$460K	\$459K
19 February, 2016	203, 50 Sidney Belsey Cres	Townhouse	3	2	4	\$315K	\$310K
22 February, 2016	202, 64 Sidney Belsey Cres	Townhouse	3	2	15	\$320K	\$327K
29 February, 2016	41 Elphick Lane	Townhouse	3	3	28	\$500K	\$480K
2 March, 2016	89 Piggott Mews	Townhouse	3	3	0	\$510K	\$510K
5 March, 2016	22, 11 Pine St	Townhouse	2	2	1	\$340K	\$350K
	181 King St	Detached	2	3	26	\$699K	\$651K
	309, 3 Hickory Tree Rd	Condo	1	1	11	\$154K	\$175K
	1712 Jane St	Other	2	2	113	\$580K	\$525K
6 March, 2016	151 William St	Detached	2	1	5	\$449K	\$540K
9 March, 2016	161 Queens Dr	Detached	4	3	8	\$1,000K	\$1,101K
10 March, 2016	1608, 1 Hickory Tree Rd	Condo	2	2	100	\$224K	\$217K
11 March, 2016	21B Oak St	Townhouse	2	2	10	\$485K	\$485K
16 March, 2016	610, 1 Hickory Tree Rd	Condo	1	1	32	\$199K	\$185K
18 March, 2016	113, 2464 Weston Rd	Condo	2	1	11	\$250K	\$243K
21 March, 2016	1946 Lawrence Ave W	Detached	2	2	17	\$550K	\$535K
24 March, 2016	123 Queens Dr	Detached	4	4	20	\$750K	\$740K
27 March, 2016	15 Romanway Cres	Semi-Detached	3	2	6	\$550K	\$539K
29 March, 2016	102, 74 Sidney Belsey Cres	Townhouse	3	2	5	\$300K	\$320K
	110 Clouston Ave	Detached	3	2	7	\$595K	\$585K
30 March, 2016	1572 Weston Rd	Townhouse	3	2	39	\$549K	\$490K
31 March, 2016	6 Lippincott St W	Detached	3	3	8	\$529K	\$586K
	33 Holley Ave	Detached	3	3	9	\$440K	\$550K
3 April, 2016	4C Conron Pl	Townhouse	4	3	18	\$480K	\$480K
4 April, 2016	214 Church St	Detached	4	2	6	\$700K	\$780K
8 April, 2016	25 Joseph St	Detached	3	2	9	\$700K	\$690K
10 April, 2016	16, 38 Gibson Ave	Townhouse	2	2	12	\$350K	\$350K

Data

Month, Day, Year of Sold Date	Address1	Property Type	Bedrooms	Washrooms	Days on the Market	List Price	Sold Price
12 April, 2016	51 Rosemount Ave	Detached	2	2	10	\$489K	\$505K
13 April, 2016	45 Patika Ave	Detached	2	1	10	\$480K	\$536K
17 April, 2016	162 William St	Detached	3	3	4	\$599K	\$680K
22 April, 2016	53 Rosemount Ave	Detached	3	2	2	\$595K	\$625K
26 April, 2016	160 John St	Detached	2	1	8	\$479K	\$472K
	603, 3 Hickory Tree Rd	Condo	2	2	15	\$264K	\$265K
28 April, 2016	208, 2464 Weston Rd	Condo	1	1	22	\$150K	\$146K
29 April, 2016	1922 Lawrence Ave W	Detached	2	2	4	\$450K	\$465K
30 April, 2016	1610, 3 Hickory Tree Rd	Condo	1	1	2	\$200K	\$200K
2 May, 2016	102 Church St	Detached	5	3	7	\$600K	\$752K
3 May, 2016	25 Little Ave	Semi-Detached	3	2	7	\$530K	\$613K
5 May, 2016	69 George St	Detached	6	5	6	\$799K	\$815K
6 May, 2016	2, 9 Pine St	Townhouse	1	1	28	\$230K	\$228K
	73 Clouston Ave	Detached	4	3	16	\$678K	\$650K
9 May, 2016	87 Queen's Dr	Detached	3	1	3	\$740K	\$800K
	171 William St	Detached	2	3	23	\$629K	\$610K
10 May, 2016	23B Oak St	Townhouse	2	2	7	\$498K	\$500K
	1204, 1 Hickory Tree Rd	Condo	2	2	15	\$230K	\$229K
11 May, 2016	8 Lippincott St E	Detached	3	2	9	\$499K	\$587K
	905, 2464 Weston Rd	Condo	0	1	15	\$169K	\$158K
12 May, 2016	15, 1947 Lawrence Ave W	Townhouse	2	2	14	\$330K	\$333K
	69 Robert St	Detached	3	3	1	\$685K	\$655K
13 May, 2016	184 Rosemount Ave	Detached	5	2	11	\$799K	\$799K
15 May, 2016	222, 2464 Weston Rd W	Condo	0	1	26	\$160K	\$153K
17 May, 2016	163 Church St	Detached	2	2	8	\$500K	\$550K
	201, 56 Sidney Belsey Cres	Townhouse	3	2	15	\$335K	\$380K
18 May, 2016	43 Cross St	Detached	2	3	7	\$485K	\$571K
	204, 70 Sidney Belsey Cres	Townhouse	3	2	15	\$379K	\$390K

Data

Month, Day, Year of Sold Date	Address1	Property Type	Bedrooms	Washrooms	Days on the Market	List Price	Sold Price
19 May, 2016	213, 2464 Weston Rd	Condo	2	1	63	\$250K	\$242K
	1629 Weston Rd	Detached	4	3	15	\$559K	\$550K
22 May, 2016	42 Sam Frustaglio Dr	Semi-Detached	3	4	6	\$549K	\$640K
24 May, 2016	112 King St	Detached	3	1	5	\$600K	\$650K
27 May, 2016	10, 38 Gibson Ave	Condo	2	1	35	\$329K	\$327K
29 May, 2016	306, 2464 Weston Rd	Condo	1	1	5	\$219K	\$217K
	2007, 1 Hickory Tree Rd	Condo	1	1	3	\$200K	\$198K
30 May, 2016	1925 Lawrence Ave	Detached	2	1	7	\$500K	\$545K
31 May, 2016	66 William St	Detached	4	2	6	\$599K	\$645K
	76 Rosemount Ave	Detached	5	3	42	\$724K	\$709K
7 June, 2016	103, 74 Sidney Belsey Cres	Townhouse	3	2	36	\$409K	\$406K
9 June, 2016	101, 3 Hickory Tree Rd	Condo	2	2	50	\$260K	\$250K
12 June, 2016	41 Macdonald Ave	Detached	3	2	4	\$680K	\$700K
17 June, 2016	215 William St	Detached	2	2	9	\$570K	\$570K
20 June, 2016	1210 Jane St	Detached	3	2	6	\$550K	\$675K
	2123 Lawrence Ave W	Detached	7	4	11	\$875K	\$850K
22 June, 2016	28 Holley Ave	Detached	3	1	5	\$500K	\$614K
	101 John St	Detached	2	2	14	\$440K	\$550K
	804, 2464 Weston Rd	Condo	1	1	27	\$229K	\$225K
	1002, 2130 Weston Rd	Condo	3	2	2	\$290K	\$305K
23 June, 2016	12 Joseph St	Semi-Detached	4	2	6	\$640K	\$695K
	41 Church St	Detached	3	3	19	\$779K	\$750K
	1104, 2130 Weston Rd	Condo	2	1	100	\$239K	\$235K
24 June, 2016	211 King St S	Semi-Detached	2	2	9	\$550K	\$600K
28 June, 2016	816, 2464 Weston Rd	Condo	1	1	3	\$230K	\$229K
29 June, 2016	40 Church St	Detached	3	1	8	\$499K	\$522K
	Ph4, 2130 Weston Rd	Condo	2	1	48	\$230K	\$215K
1 July, 2016	11 Denison Rd	Detached	5	3	17	\$800K	\$680K

Data

Month, Day, Year of Sold Date	Address1	Property Type	Bedrooms	Washrooms	Days on the Market	List Price	Sold Price
3 July, 2016	308, 60 Sidney Belsey Cres	Condo	3	2	52	\$345K	\$345K
5 July, 2016	11 Wadsworth Blvd	Detached	3	4	49	\$899K	\$885K
	504, 2464 Weston Rd	Condo	1	1	19	\$240K	\$235K
6 July, 2016	3 Sykes Ave	Detached	5	3	28	\$595K	\$590K
8 July, 2016	512, 2088 Lawrence Ave W	Condo	2	2	16	\$300K	\$293K
11 July, 2016	55 Joseph St	Detached	3	1	5	\$569K	\$572K
	101, 72 Sidney Belsey Cres	Townhouse	3	2	31	\$350K	\$375K
12 July, 2016	5 Margaret Rose Crt	Detached	4	4	8	\$700K	\$740K
	1701, 1 Hickory Tree Rd	Condo	2	2	36	\$253K	\$250K
13 July, 2016	708, 3 Hickory Tree Rd	Townhouse	2	2	55	\$245K	\$242K
15 July, 2016	304, 74 Sidney Belsey Cres	Townhouse	3	2	10	\$399K	\$399K
18 July, 2016	96 Church St	Detached	2	2	11	\$475K	\$650K
22 July, 2016	102, 54 Sidney Belsey Cres	Townhouse	3	2	17	\$355K	\$360K
24 July, 2016	3, 36 Gibson Ave	Townhouse	1	1	5	\$230K	\$227K
	13, 1949 Lawrence Ave W	Townhouse	2	1	68	\$313K	\$310K
27 July, 2016	23 Piggott Mews	Townhouse	3	2	5	\$530K	\$547K
28 July, 2016	9 Rectory Rd	Detached	3	1	8	\$486K	\$480K
29 July, 2016	1 Fern Ave	Detached	5	3	9	\$699K	\$684K
	104, 2088 Lawrence Ave	Condo	3	2	1	\$300K	\$300K
2 August, 2016	201, 56 Sidney Belsey Cres	Townhouse	3	2	0	\$389K	\$389K
3 August, 2016	1623 Weston Rd	Semi-Detached	2	1	13	\$369K	\$360K
4 August, 2016	304, 60 Sidney Belsey Cres	Townhouse	3	2	8	\$409K	\$428K
7 August, 2016	135 King St	Detached	3	1	0	\$749K	\$810K
9 August, 2016	17 Edmund Ave	Detached	1	2	7	\$449K	\$481K
16 August, 2016	9, 1947 Lawrence Ave W	Townhouse	2	2	14	\$330K	\$328K
	171 John St	Detached	3	3	8	\$495K	\$586K
	195 Wright Ave	Detached	3	3	48	\$840K	\$830K
17 August, 2016	15 Fern Ave	Detached	3	3	23	\$779K	\$773K

Data

Month, Day, Year of Sold Date	Address1	Property Type	Bedrooms	Washrooms	Days on the Market	List Price	Sold Price
20 August, 2016	1410, 1 Hickory Tree Rd	Condo	1	1	13	\$200K	\$198K
21 August, 2016	129 Queens Dr	Semi-Detached	3	2	7	\$589K	\$695K
22 August, 2016	15 Denison Rd W	Detached	4	3	20	\$570K	\$528K
24 August, 2016	1203, 2130 Weston Rd	Condo	2	1	33	\$240K	\$226K
25 August, 2016	611, 1 Hickory Tree Rd W	Condo	2	2	36	\$279K	\$270K
26 August, 2016	1808, 1 Hickory Tree Rd	Condo	2	2	3	\$225K	\$225K
27 August, 2016	143 John St	Detached	3	3	6	\$695K	\$803K
31 August, 2016	104, 56 Sidney Belsey Cres	Townhouse	3	2	7	\$350K	\$405K
6 September, 2016	325, 2464 Weston Rd	Condo	0	1	15	\$190K	\$187K
11 September, 2016	301, 74 Sidney Belsey St	Townhouse	3	2	24	\$374K	\$368K
13 September, 2016	229 John St	Detached	2	2	7	\$439K	\$480K
17 September, 2016	203, 2130 Weston Rd	Condo	2	1	23	\$250K	\$230K
19 September, 2016	57-57A George St	Detached	8	4	74	\$939K	\$858K
20 September, 2016	4 Clouston Ave	Detached	3	2	7	\$465K	\$457K
23 September, 2016	5 Sykes Ave	Detached	3	3	4	\$500K	\$605K
	209, 1530 Weston Rd	Townhouse	3	2	11	\$360K	\$364K
24 September, 2016	2003, 3 Hickory Tree Rd W	Condo	2	2	46	\$289K	\$285K
26 September, 2016	1001, 2464 Weston Rd	Condo	1	1	33	\$225K	\$213K
27 September, 2016	15 Boyd Ave	Detached	2	2	5	\$569K	\$575K
29 September, 2016	50 Boyd Ave	Detached	4	2	9	\$649K	\$725K
	120 King St	Detached	3	2	14	\$799K	\$810K
2 October, 2016	30 Boyd Ave	Detached	2	2	4	\$500K	\$611K
	41 William St	Detached	4	2	3	\$849K	\$836K
	171 Church St	Detached	3	1	4	\$600K	\$655K
4 October, 2016	11 Woodward Ave	Detached	3	2	6	\$685K	\$705K
5 October, 2016	3 Elm St	Detached	3	2	9	\$649K	\$695K
	34 Holley Ave	Detached	2	2	2	\$500K	\$493K
	1669 Weston Rd	Detached	6	4	20	\$800K	\$785K

Data

Month, Day, Year of Sold Date	Address1	Property Type	Bedrooms	Washrooms	Days on the Market	List Price	Sold Price
6 October, 2016	23, 36 Gibson Ave	Townhouse	2	1	8	\$340K	\$333K
	151 King St	Detached	5	5	1	\$769K	\$880K
8 October, 2016	137 Church St	Detached	3	2	10	\$669K	\$665K
10 October, 2016	403, 2464 Weston Rd	Condo	1	1	10	\$240K	\$232K
13 October, 2016	305, 72 Sidney Belsey Cres	Townhouse	3	2	17	\$406K	\$430K
17 October, 2016	51 Robert St	Detached	3	2	5	\$649K	\$724K
	234 Church St	Detached	3	2	22	\$600K	\$580K
18 October, 2016	181 Wright Ave	Detached	4	4	20	\$730K	\$715K
19 October, 2016	15 Victoria Ave W	Detached	3	2	8	\$490K	\$530K
	26 Joseph St	Detached	3	2	42	\$725K	\$730K
22 October, 2016	57 Dalbeattie Ave	Detached	2	2	16	\$575K	\$615K
23 October, 2016	2381 Weston Rd	Semi-Detached	3	3	33	\$515K	\$495K
25 October, 2016	103, 60 Sidney Belsey Cres	Townhouse	3	2	39	\$410K	\$412K
27 October, 2016	223 William St	Detached	2	1	10	\$525K	\$490K
28 October, 2016	29 Ellis Ave	Detached	2	2	32	\$629K	\$615K
31 October, 2016	2387 Weston Rd	Detached	3	1	46	\$499K	\$410K
2 November, 2016	45 William St	Detached	2	2	36	\$549K	\$530K
4 November, 2016	204, 2464 Weston Rd	Condo	1	1	45	\$219K	\$216K
5 November, 2016	11 Springmount Ave	Detached	3	3	1	\$930K	\$925K
7 November, 2016	223 Church St	Detached	2	2	5	\$580K	\$650K
11 November, 2016	107, 2464 Weston Rd	Condo	1	1	1	\$272K	\$268K
14 November, 2016	99 Piggott Mews	Townhouse	3	3	13	\$590K	\$590K
15 November, 2016	2008, 3 Hickory Tree Rd	Condo	2	2	32	\$290K	\$288K
16 November, 2016	1405, 3 Hickory Tree Rd	Condo	1	1	6	\$215K	\$216K
17 November, 2016	20 Pont Lane	Townhouse	3	2	29	\$550K	\$545K
18 November, 2016	1401, 2130 Weston Rd	Condo	3	2	36	\$298K	\$270K
25 November, 2016	45, 2059 Weston Rd	Townhouse	3	3	71	\$485K	\$475K
26 November, 2016	310, 3 Hickory Tree Rd	Condo	1	1	3	\$199K	\$215K

Data

Month, Day, Year of Sold Date	Address1	Property Type	Bedrooms	Washrooms	Days on the Market	List Price	Sold Price
28 November, 2016	54 Church St	Detached	3	2	7	\$569K	\$625K
29 November, 2016	2 Robert St	Detached	3	3	7	\$660K	\$680K
30 November, 2016	508, 1 Hickory Tree Rd	Condo	2	2	9	\$270K	\$255K
1 December, 2016	101, 1530 Weston Rd	Townhouse	2	2	33	\$275K	\$251K
5 December, 2016	1920 Lawrence Ave W	Other	9	5	21	\$1,300K	\$1,301K
6 December, 2016	1924 Lawrence Ave W	Detached	2	2	27	\$580K	\$570K
8 December, 2016	40 Church St	Detached	3	1	76	\$569K	\$535K
	1015, 2464 Weston Rd	Condo	1	1	8	\$170K	\$180K
9 December, 2016	68 Macdonald Ave	Detached	4	3	22	\$700K	\$700K
11 December, 2016	1504, 3 Hickory Tree Rd	Condo	2	2	64	\$260K	\$260K
13 December, 2016	1001, 1 Hickory Tree Rd	Condo	2	2	50	\$285K	\$275K
15 December, 2016	1004, 2464 Weston Rd	Condo	1	1	36	\$247K	\$242K
16 December, 2016	507, 2088 Lawrence Ave W	Condo	2	2	15	\$300K	\$291K
17 December, 2016	811, 3 Hickory Tree Rd	Condo	2	2	22	\$285K	\$283K
19 December, 2016	505, 2464 Weston Rd	Condo	0	1	13	\$155K	\$153K
21 December, 2016	1581 Weston Rd	Townhouse	4	4	42	\$600K	\$596K
4 January, 2017	166 King St	Detached	3	2	50	\$699K	\$700K
5 January, 2017	1706, 3 Hickory Tree Rd	Condo	1	1	2	\$230K	\$225K
6 January, 2017	1807, 3 Hickory Tree Rd N	Condo	1	1	26	\$219K	\$216K
12 January, 2017	212, 2464 Weston Rd	Condo	1	1	38	\$253K	\$253K
20 January, 2017	308, 2464 Weston Rd	Condo	0	1	11	\$190K	\$180K
26 January, 2017	204, 3 Hickory Tree Rd	Condo	2	2	14	\$230K	\$262K
27 January, 2017	1824 Weston Rd	Other	2	2	140	\$555K	\$525K
28 January, 2017	802, 3 Hickory Tree Rd	Condo	2	2	4	\$270K	\$269K
31 January, 2017	10, 1947 Lawrence Ave W	Townhouse	2	2	10	\$350K	\$348K
	54 Patika St	Detached	3	2	1	\$679K	\$679K
2 February, 2017	6 Edmund Ave	Detached	5	3	7	\$500K	\$658K
3 February, 2017	207 William St	Detached	3	4	30	\$750K	\$736K

Data

Month, Day, Year of Sold Date	Address1	Property Type	Bedrooms	Washrooms	Days on the Market	List Price	Sold Price
3 February, 2017	310, 2464 Weston Rd	Condo	2	1	1	\$270K	\$280K
4 February, 2017	74 Coulter Ave	Detached	3	3	19	\$600K	\$630K
5 February, 2017	406, 2464 Weston Rd	Condo	1	1	1	\$269K	\$269K
8 February, 2017	217, 1530 Weston Rd	Townhouse	3	2	7	\$399K	\$459K
10 February, 2017	10 Ranwood Dr	Detached	3	4	19	\$1,230K	\$1,230K
12 February, 2017	24, 9 Pine St	Townhouse	2	1	13	\$350K	\$338K
13 February, 2017	1009, 2464 Weston Rd	Condo	2	2	4	\$300K	\$307K
14 February, 2017	308, 56 Sidney Belsey Cres	Townhouse	3	2	8	\$420K	\$450K
15 February, 2017	6, 2059 Weston Rd	Townhouse	3	3	132	\$490K	\$518K
16 February, 2017	136 William St	Detached	2	2	3	\$675K	\$750K
24 February, 2017	10, 9 Pine St	Condo	1	1	10	\$345K	\$340K
26 February, 2017	31 Lippincott St E	Townhouse	3	3	2	\$599K	\$608K
27 February, 2017	701, 3 Hickory Tree Rd	Condo	2	2	4	\$285K	\$310K
	716, 2464 Weston Rd	Condo	1	1	19	\$245K	\$257K
	1572 Weston Rd	Townhouse	3	3	3	\$600K	\$660K
6 March, 2017	35 Little Ave	Detached	3	2	4	\$571K	\$700K
7 March, 2017	167 Rosemount Ave	Detached	5	2	7	\$818K	\$918K
9 March, 2017	18, 1947 Lawrence Ave W	Townhouse	2	2	3	\$340K	\$401K
	175 Queen's Dr	Detached	4	2	7	\$800K	\$925K
	214 Church St	Detached	3	4	28	\$1,288K	\$1,220K
13 March, 2017	3 Little Ave	Detached	5	4	6	\$1,150K	\$1,230K
14 March, 2017	1906, 1 Hickory Tree Rd	Condo	1	1	5	\$240K	\$288K
15 March, 2017	807, 2464 Weston Rd	Condo	1	1	2	\$285K	\$315K
17 March, 2017	1408, 1 Hickory Tree Rd	Condo	2	2	8	\$329K	\$348K
18 March, 2017	17 Sam Frustaglio Dr	Detached	3	3	3	\$800K	\$910K
21 March, 2017	8 Macdonald Ave	Detached	3	3	13	\$740K	\$870K
22 March, 2017	1742 Jane St	Other	5	7	110	\$899K	\$855K
24 March, 2017	30, 30 Pont Lane	Townhouse	3	2	17	\$658K	\$650K

Data

Month, Day, Year of Sold Date	Address1	Property Type	Bedrooms	Washrooms	Days on the Market	List Price	Sold Price
28 March, 2017	110, 1530 Weston Rd	Townhouse	3	2	14	\$449K	\$460K
	502, 2130 Weston Rd	Condo	3	2	11	\$300K	\$295K
31 March, 2017	184 Rosemount Ave	Detached	8	5	4	\$1,350K	\$1,268K
	1505, 3 Hickory Tree Rd	Condo	1	1	13	\$250K	\$309K
3 April, 2017	1109, 3 Hickory Tree Rd	Condo	1	1	7	\$250K	\$301K
5 April, 2017	57 Boyd Ave	Detached	3	2	9	\$799K	\$988K
6 April, 2017	91 Clouston Ave	Detached	3	2	7	\$570K	\$730K
7 April, 2017	44, 2059 Weston Rd	Townhouse	3	3	9	\$520K	\$520K
9 April, 2017	1408, 3 Hickory Tree Rd N	Condo	2	2	14	\$335K	\$320K
10 April, 2017	26 Robert St	Detached	2	2	5	\$449K	\$476K
11 April, 2017	19, 36 Gibson Ave	Townhouse	2	2	11	\$350K	\$410K
	102, 62 Sidney Belsey Cres	Townhouse	3	2	14	\$430K	\$447K
12 April, 2017	20 Boyd Ave	Detached	2	2	9	\$675K	\$813K
	264 Queens Dr	Detached	2	2	19	\$699K	\$800K
	1008, 3 Hickory Tree Rd	Condo	2	2	14	\$330K	\$320K
17 April, 2017	15 Rectory Rd	Detached	3	2	7	\$600K	\$617K
19 April, 2017	48 Plainfield Rd	Semi-Detached	3	2	7	\$599K	\$780K
20 April, 2017	62 Clouston Ave	Detached	4	3	11	\$600K	\$800K
25 April, 2017	1102, 3 Hickory Tree Rd	Condo	2	2	7	\$335K	\$339K
26 April, 2017	154 William St	Detached	3	2	8	\$750K	\$738K
	305, 58 Sidney Belsey Cres	Townhouse	3	2	16	\$459K	\$505K
27 April, 2017	81 Queen's Dr	Detached	4	2	7	\$570K	\$811K
28 April, 2017	1201, 2130 Weston Rd	Condo	3	2	35	\$300K	\$290K
1 May, 2017	9, 1947 Lawrence Ave W	Townhouse	2	2	5	\$399K	\$435K
2 May, 2017	34 George St	Detached	3	2	8	\$599K	\$650K
	135 John St	Detached	0	0	9	\$500K	\$811K
5 May, 2017	513, 2464 Weston Rd	Condo	2	1	9	\$299K	\$315K
11 May, 2017	37 Joseph St	Detached	3	2	2	\$699K	\$900K

Data

Month, Day, Year of Sold Date	Address1	Property Type	Bedrooms	Washrooms	Days on the Market	List Price	Sold Price
13 May, 2017	110 John St	Detached	3	2	5	\$999K	\$1,100K
	239 Church St	Detached	3	2	16	\$689K	\$665K
15 May, 2017	509, 2088 Lawrence Ave W	Condo	3	2	6	\$249K	\$417K
16 May, 2017	20 Piggott Mews	Townhouse	3	2	19	\$645K	\$645K
	47 William St	Detached	2	2	8	\$470K	\$570K
18 May, 2017	704, 2130 Weston Rd	Condo	2	1	42	\$250K	\$245K
19 May, 2017	72 King St	Detached	7	2	21	\$1,000K	\$1,100K
24 May, 2017	34 Queen's Dr	Detached	4	2	1	\$945K	\$901K
25 May, 2017	510, 2088 Lawrence Ave W	Condo	1	1	3	\$200K	\$293K
1 June, 2017	59 Queens Dr	Detached	2	2	8	\$700K	\$765K
2 June, 2017	23 Richwood St	Detached	3	3	24	\$850K	\$848K
5 June, 2017	10 Vimy Ave	Detached	3	2	42	\$560K	\$550K
	50 Elphick Lane	Townhouse	3	2	20	\$579K	\$545K
	1704, 1455 Lawrence Ave W	Condo	2	1	12	\$339K	\$308K
6 June, 2017	515, 2464 Weston Rd	Condo	1	1	22	\$230K	\$235K
7 June, 2017	6 Edmund Ave	Detached	6	3	2	\$700K	\$675K
10 June, 2017	147 William St	Detached	2	2	25	\$650K	\$650K
	160 John St	Detached	2	3	4	\$850K	\$830K
14 June, 2017	403, 2130 Weston Rd	Condo	2	1	6	\$260K	\$265K
15 June, 2017	6, 9 Pine St	Townhouse	2	1	21	\$349K	\$400K
18 June, 2017	155 Church St	Detached	3	3	5	\$679K	\$710K
19 June, 2017	5, 38 Gibson Ave	Townhouse	2	2	8	\$420K	\$446K
22 June, 2017	25, 2061 Weston Rd	Townhouse	3	3	17	\$570K	\$570K
23 June, 2017	46 Lippincott St W	Detached	4	3	42	\$799K	\$780K
25 June, 2017	208, 1530 Weston Rd	Townhouse	3	2	38	\$399K	\$415K
28 June, 2017	Ph1011, 2464 Weston Rd	Condo	1	1	23	\$300K	\$285K
4 July, 2017	175 Church St	Detached	3	2	12	\$750K	\$750K
7 July, 2017	171 King St	Detached	4	4	18	\$1,083K	\$1,020K

Data

Month, Day, Year of Sold Date	Address1	Property Type	Bedrooms	Washrooms	Days on the Market	List Price	Sold Price
10 July, 2017	614, 2464 Weston Rd	Condo	2	2	24	\$300K	\$308K
14 July, 2017	31 Patika Ave	Detached	2	1	21	\$600K	\$580K
15 July, 2017	35 Macdonald Ave	Detached	3	2	3	\$748K	\$740K
18 July, 2017	22, 1947 Lawrence Ave W	Townhouse	2	2	19	\$440K	\$438K
21 July, 2017	36 Edmund Ave	Detached	2	2	44	\$699K	\$677K
	1805, 3 Hickory Tree Rd	Condo	1	1	39	\$299K	\$294K
25 July, 2017	113 Piggott Mews	Townhouse	3	2	7	\$670K	\$680K
26 July, 2017	74 Macdonald Ave	Detached	2	2	51	\$699K	\$699K
31 July, 2017	93 John St	Detached	3	2	5	\$599K	\$700K
1 August, 2017	202, 3 Hickory Tree Rd	Condo	2	2	26	\$348K	\$333K
2 August, 2017	192 William St	Detached	2	2	13	\$650K	\$640K
3 August, 2017	29A Oak St	Townhouse	3	2	23	\$600K	\$590K
8 August, 2017	506, 1 Hickory Tree Rd	Condo	1	1	43	\$300K	\$300K
15 August, 2017	12 Macdonald Ave	Detached	4	2	12	\$735K	\$700K
18 August, 2017	706, 1 Hickory Tree Rd	Condo	1	1	10	\$310K	\$304K
22 August, 2017	407, 3 Hickory Tree Rd	Condo	1	1	19	\$300K	\$300K
23 August, 2017	310, 2088 Lawrence Ave W	Condo	1	1	8	\$295K	\$290K
24 August, 2017	18 Holley Ave	Detached	3	2	37	\$670K	\$630K
	116, 2464 Weston Rd	Condo	1	1	16	\$235K	\$240K
26 August, 2017	17 Rectory Rd	Detached	3	3	93	\$700K	\$635K
27 August, 2017	303, 70 Sidney Belsey Cres	Townhouse	3	2	37	\$419K	\$410K
31 August, 2017	1602, 1 Hickory Tree Rd	Condo	2	2	8	\$338K	\$338K
1 September, 2017	1007, 2088 Lawrence Ave W	Condo	1	1	22	\$297K	\$275K
2 September, 2017	17, 1949 Lawrence Ave W	Townhouse	2	1	3	\$415K	\$400K
7 September, 2017	25 Piggott Mews	Townhouse	3	2	28	\$600K	\$585K
10 September, 2017	407, 2088 Lawrence Ave W	Condo	2	2	4	\$341K	\$355K
12 September, 2017	8 Lippincott St E	Detached	3	2	14	\$665K	\$650K
	212 Church St	Detached	4	3	19	\$749K	\$700K

Data

Month, Day, Year of Sold Date	Address1	Property Type	Bedrooms	Washrooms	Days on the Market	List Price	Sold Price
12 September, 2017	234 Church St	Detached	3	2	61	\$699K	\$685K
13 September, 2017	203, 70 Sidney Belsey Cres	Townhouse	3	2	34	\$455K	\$450K
17 September, 2017	404, 2464 Weston Rd	Condo	1	1	24	\$289K	\$260K
19 September, 2017	37 Macdonald Ave	Detached	3	2	26	\$695K	\$680K
	112 King St	Detached	3	3	13	\$789K	\$906K
21 September, 2017	304, 60 Sidney Belsey Cres	Townhouse	3	2	8	\$459K	\$457K
	1709, 1 Hickory Tree Rd	Condo	1	1	5	\$300K	\$295K
22 September, 2017	97 Queens Dr	Detached	4	2	25	\$985K	\$940K
23 September, 2017	305, 2088 Lawrence Ave W	Condo	1	1	2	\$319K	\$327K
27 September, 2017	1201, 1 Hickory Tree Rd	Condo	2	2	15	\$339K	\$330K
28 September, 2017	51 Grattan St	Detached	4	3	9	\$950K	\$949K
	221 William St	Detached	2	1	22	\$670K	\$664K
3 October, 2017	54 Grattan St	Detached	4	3	20	\$770K	\$765K
4 October, 2017	707, 2464 Weston Rd	Condo	1	1	19	\$270K	\$265K
	802, 3 Hickory Tree Rd	Condo	2	2	35	\$360K	\$355K
	Suite 1, 9 Pine St	Townhouse	3	2	19	\$468K	\$468K
5 October, 2017	60 Church St	Detached	3	2	10	\$775K	\$765K
10 October, 2017	209, 1 Hickory Tree Rd	Condo	1	1	21	\$280K	\$296K
	1706, 1 Hickory Tree Rd	Condo	1	1	11	\$300K	\$309K
14 October, 2017	61 Clouston Ave	Detached	6	4	12	\$769K	\$760K
16 October, 2017	3 Pont Lane	Townhouse	3	2	4	\$660K	\$655K
	63 George St	Detached	3	2	21	\$450K	\$452K
23 October, 2017	28 Boyd Ave	Detached	2	2	21	\$699K	\$670K
24 October, 2017	802, 2088 Lawrence Ave W	Condo	2	2	0	\$420K	\$426K
26 October, 2017	46, 2059 Weston Rd	Townhouse	3	3	37	\$515K	\$513K
30 October, 2017	39 Church St	Detached	2	3	46	\$675K	\$650K
	64* Church St	Detached	5	4	27	\$900K	\$845K
2 November, 2017	44 Holley Ave	Detached	3	2	45	\$700K	\$695K

Data

Month, Day, Year of Sold Date	Address1	Property Type	Bedrooms	Washrooms	Days on the Market	List Price	Sold Price
2 November, 2017	904, 2464 Weston Rd	Condo	1	1	33	\$279K	\$262K
3 November, 2017	194 William St	Detached	2	2	28	\$700K	\$684K
4 November, 2017	3 King Street Cres	Detached	3	3	2	\$749K	\$761K
7 November, 2017	602, 2464 Weston Rd	Condo	1	1	43	\$235K	\$230K
9 November, 2017	25B Oak St	Townhouse	3	2	15	\$664K	\$650K
	55 Joseph St	Detached	3	4	37	\$1,069K	\$1,045K
	1210, 3 Hickory Tree Rd	Condo	1	1	17	\$309K	\$301K
10 November, 2017	506, 2464 Weston Rd	Condo	1	1	34	\$300K	\$282K
11 November, 2017	20 Patika Ave	Detached	3	2	2	\$719K	\$720K
15 November, 2017	15 Sykes Ave	Detached	3	3	2	\$730K	\$750K
16 November, 2017	151 Wright Ave	Detached	4	4	45	\$1,000K	\$950K
	222 Church St	Detached	3	2	13	\$640K	\$635K
18 November, 2017	203, 2088 Lawrence Ave	Condo	2	2	4	\$389K	\$389K
20 November, 2017	156 King St	Detached	3	1	13	\$749K	\$704K
21 November, 2017	1608 Weston Rd	Detached	1	4	93	\$695K	\$675K
22 November, 2017	13 Speers Ave	Detached	2	2	6	\$599K	\$720K
	48, 2059 Weston Rd	Townhouse	3	3	75	\$518K	\$518K
24 November, 2017	802, 1 Hickory Tree Rd	Condo	2	2	77	\$320K	\$305K
29 November, 2017	84 Clouston Ave	Detached	3	2	19	\$550K	\$598K
3 December, 2017	223 William St	Detached	2	1	10	\$675K	\$662K
5 December, 2017	41, 2059 Weston Rd	Townhouse	3	3	18	\$600K	\$580K
7 December, 2017	102, 52 Sidney Belsey Cres	Townhouse	3	2	59	\$400K	\$390K
8 December, 2017	605, 2464 Weston Rd	Condo	1	1	36	\$230K	\$229K
9 December, 2017	9, 38 Gibson Ave	Townhouse	2	2	5	\$455K	\$450K
17 December, 2017	301, 68 Sidney Belsey Cres	Townhouse	3	2	16	\$470K	\$463K
18 December, 2017	505, 1 Hickory Tree Rd	Condo	1	1	4	\$299K	\$298K
23 December, 2017	8, 38 Gibson Ave	Townhouse	2	1	19	\$429K	\$420K
27 December, 2017	159 William St	Detached	3	4	23	\$919K	\$898K

Data

Month, Day, Year of Sold Date	Address1	Property Type	Bedrooms	Washrooms	Days on the Market	List Price	Sold Price
5 January, 2018	2005, 3 Hickory Tree Rd	Condo	1	1	9	\$310K	\$305K
6 January, 2018	3 Wadsworth Blvd	Detached	3	1	17	\$650K	\$618K
8 January, 2018	15 Denison Rd W	Detached	4	3	41	\$768K	\$745K
10 January, 2018	301, 2130 Weston Rd	Condo	3	2	100	\$319K	\$293K
11 January, 2018	209 Rosemount Ave	Detached	3	4	36	\$949K	\$928K
15 January, 2018	41 Holley Ave	Detached	2	1	8	\$499K	\$550K
18 January, 2018	902, 2130 Weston Rd	Condo	3	2	135	\$349K	\$323K
11 February, 2018	21, 2061 Weston Rd	Townhouse	3	3	10	\$580K	\$574K
15 February, 2018	1801, 3 Hickory Tree Rd	Condo	2	2	13	\$320K	\$320K
25 February, 2018	18 Vimy Ave	Detached	3	2	117	\$749K	\$721K
26 February, 2018	89 Clouston Ave	Detached	2	1	5	\$650K	\$650K
	115, 2464 Weston Rd	Condo	1	1	14	\$200K	\$250K
4 March, 2018	154 Rosemount Ave	Other	4	2	11	\$699K	\$635K
5 March, 2018	905, 2088 Lawrence Ave W	Condo	1	1	2	\$340K	\$340K
9 March, 2018	510, 3 Hickory Tree Rd	Condo	1	1	15	\$310K	\$295K
	704, 1 Hickory Tree Rd	Condo	2	2	9	\$380K	\$378K
11 March, 2018	2237 Weston Rd	Townhouse	4	4	4	\$680K	\$670K
12 March, 2018	16 Speers Ave	Detached	2	2	6	\$770K	\$760K
15 March, 2018	54 Church St	Detached	3	2	41	\$850K	\$810K
19 March, 2018	Ph1003, 2464 Weston Rd	Condo	1	1	5	\$335K	\$320K
20 March, 2018	414, 2088 Lawrence Ave	Condo	1	1	2	\$296K	\$290K