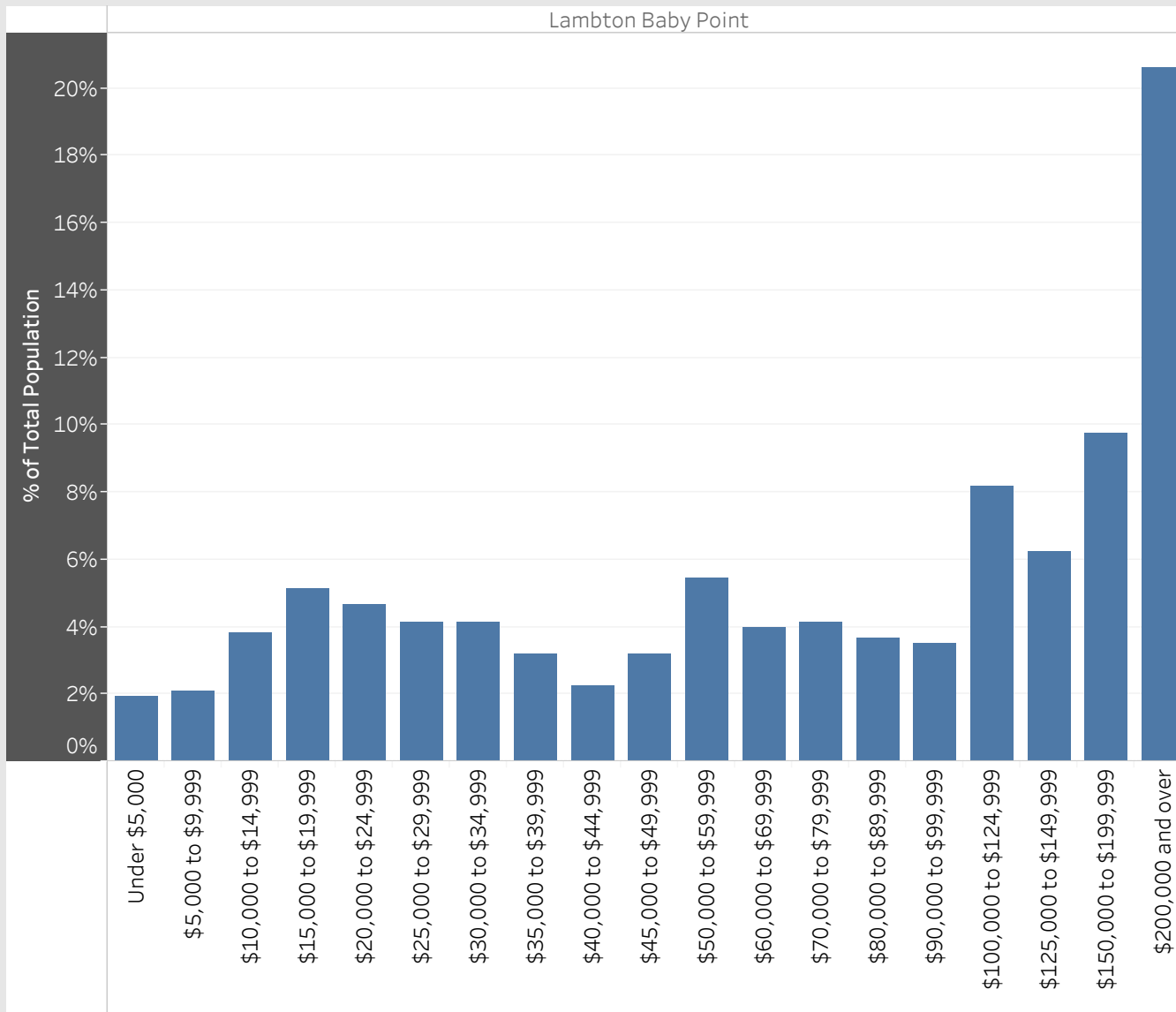


Lambton Baby Point
Neighbourhood Breakdown
July 1st, 2015 - March 31st, 2018

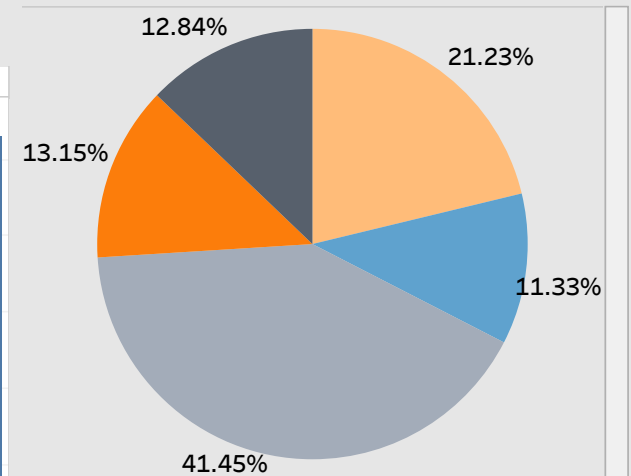


2016 StatsCan Data

Household Income in Lambton Baby Point



Age

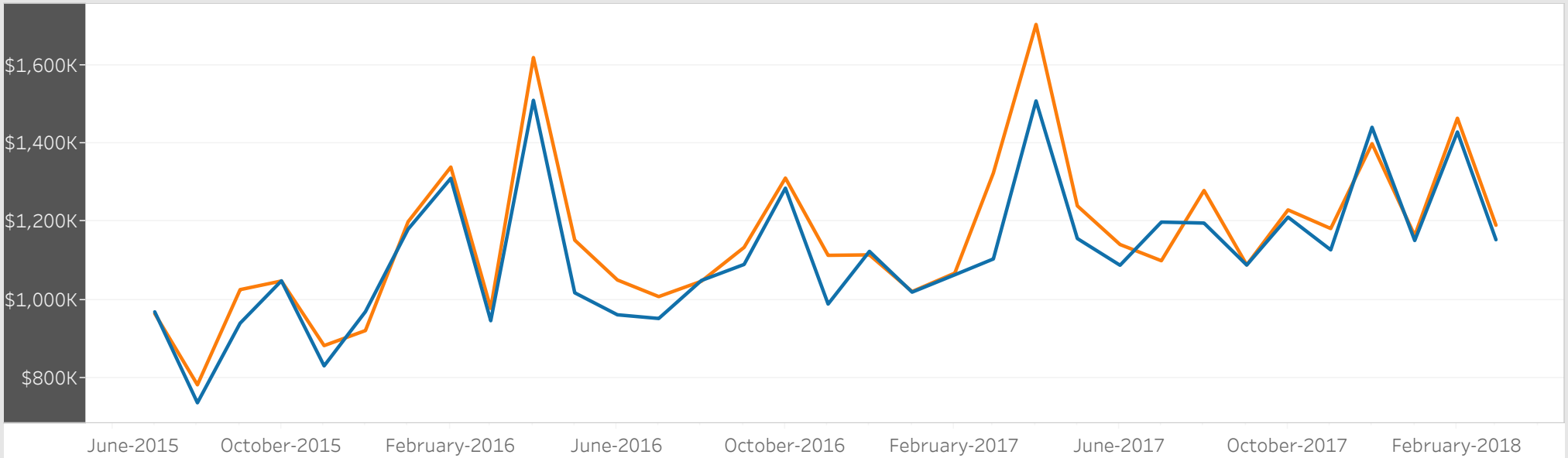


- Children (0-14 years)
- Youth (15-24 years)
- Working Age (25-54 years)
- Pre-retirement (55-64 years)
- Seniors (65+ years)

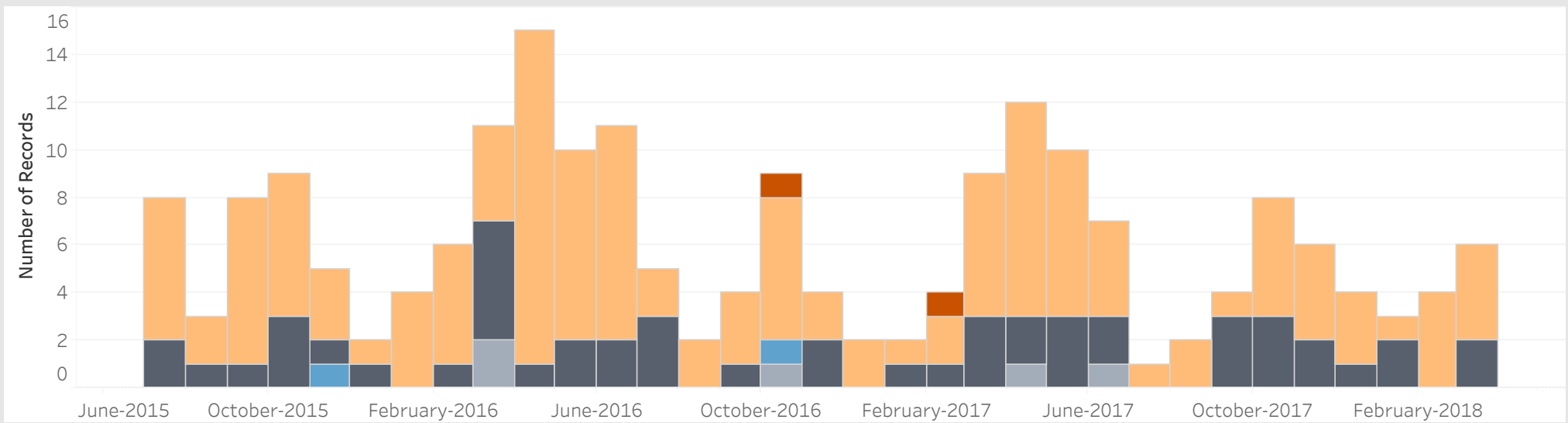
Visible Minorities

| | |
|-----------------------------|--------|
| Not a visible minority | 75.52% |
| Black | 10.46% |
| South Asian | 3.38% |
| Chinese | 2.19% |
| Filipino | 2.13% |
| Latin American | 1.88% |
| Multiple visible minorities | 1.50% |
| West Asian | 0.69% |
| Korean | 0.63% |
| Visible minority; n.i.e. | 0.56% |
| Arab | 0.50% |
| Southeast Asian | 0.44% |
| Japanese | 0.13% |

Average Sold Price vs. Average Ask Price in Lambton Baby Point



Properties Sold in Lambton Baby Point by Month



Data

| Month, Day, Year of Sold Date | Address1 | Property Type | Bedrooms | Washrooms | Days on the Market | List Price | Sold Price |
|-------------------------------|------------------------------|---------------|----------|-----------|--------------------|------------|------------|
| 7 July, 2015 | 41 Raymond Ave, Toronto | Detached | 3 | 4 | 52 | \$1,169K | \$1,163K |
| | 81 Humbercrest Blvd, Toronto | Detached | 4 | 4 | 63 | \$1,799K | \$1,715K |
| 13 July, 2015 | 24 Varsity Rd, Toronto | Semi-Detached | 3 | 3 | 8 | \$675K | \$660K |
| 16 July, 2015 | 4047 Old Dundas St, Toronto | Detached | 2 | 2 | 11 | \$605K | \$568K |
| 17 July, 2015 | 52 Magwood Crt, Toronto | Semi-Detached | 3 | 2 | 3 | \$700K | \$715K |
| 19 July, 2015 | 20 Riverview Gdns, Toronto | Detached | 3 | 2 | 12 | \$934K | \$932K |
| 22 July, 2015 | 27 Traymore Cres, Toronto | Detached | 3 | 3 | 3 | \$1,000K | \$1,100K |
| 25 July, 2015 | 11 Harshaw Ave, Toronto | Detached | 3 | 3 | 33 | \$870K | \$865K |
| 13 August, 2015 | 211 St Mark's Rd, Toronto | Semi-Detached | 4 | 2 | 3 | \$699K | \$675K |
| 30 August, 2015 | 33 Warren Cres, Toronto | Detached | 2 | 2 | 7 | \$720K | \$746K |
| | 81 Methuen Ave, Toronto | Detached | 3 | 3 | 6 | \$789K | \$925K |
| 13 September, 2015 | 29 Halford Ave, Toronto | Detached | 3 | 2 | 6 | \$1,049K | \$1,181K |
| 14 September, 2015 | 66 Skylark Rd, Toronto | Semi-Detached | 3 | 2 | 6 | \$679K | \$737K |
| 22 September, 2015 | 8 Brumell Ave, Toronto | Detached | 3 | 2 | 1 | \$1,048K | \$1,200K |
| 23 September, 2015 | 9 Methuen Ave, Toronto | Detached | 3 | 3 | 2 | \$800K | \$957K |
| | 18 Valleyview Gdns, Toronto | Detached | 3 | 2 | | \$1,150K | \$1,150K |
| 24 September, 2015 | 67 Riverview Gdns, Toronto | Detached | 3 | 2 | 8 | \$899K | \$1,007K |
| | 80 Harshaw Ave, Toronto | Detached | 4 | 3 | 8 | \$899K | \$875K |
| 30 September, 2015 | 33 Brumell Ave, Toronto | Detached | 4 | 2 | 7 | \$995K | \$1,100K |
| 3 October, 2015 | 60 Raymond Ave, Toronto | Detached | 3 | 4 | 18 | \$1,600K | \$1,563K |
| 5 October, 2015 | 4041 Old Dundas St, Toronto | Detached | 2 | 2 | 11 | \$640K | \$655K |
| 9 October, 2015 | 10 Skylark Rd, Toronto | Semi-Detached | 3 | 1 | 8 | \$499K | \$542K |
| 17 October, 2015 | 32 Baby Point Rd, Toronto | Detached | 4 | 4 | 20 | \$1,499K | \$1,487K |
| 20 October, 2015 | 25 Brumell Ave, Toronto | Detached | 3 | 2 | 6 | \$1,150K | \$1,100K |
| 25 October, 2015 | 20 Harshaw Ave, Toronto | Detached | 2 | 1 | 32 | \$825K | \$800K |
| 28 October, 2015 | 4 Varsity Rd, Toronto | Semi-Detached | 3 | 2 | 10 | \$669K | \$665K |
| | 32 Pasedena Gdns, Toronto | Semi-Detached | 3 | 1 | 8 | \$560K | \$661K |
| | 85 Baby Point Rd, Toronto | Detached | 5 | 5 | 8 | \$1,995K | \$1,960K |

Data

| Month, Day, Year of Sold Date | Address1 | Property Type | Bedrooms | Washrooms | Days on the Market | List Price | Sold Price |
|-------------------------------|-----------------------------|---------------|----------|-----------|--------------------|------------|------------|
| 1 November, 2015 | 2 Humbercrest Blvd, Toronto | Detached | 2 | 1 | 6 | \$830K | \$933K |
| | 26 Traymore Cres, Toronto | Detached | 3 | 1 | 6 | \$795K | \$1,016K |
| 2 November, 2015 | 11 Bralorne Cres, Toronto | Semi-Detached | 3 | 1 | 6 | \$699K | \$710K |
| 5 November, 2015 | 4035 Old Dundas St, Toronto | Townhouse | 3 | 2 | 24 | \$530K | \$520K |
| 19 November, 2015 | 2D Methuen Ave, Toronto | Detached | 3 | 4 | 16 | \$1,299K | \$1,234K |
| 3 December, 2015 | 2C Methuen Ave, Toronto | Detached | 3 | 4 | 30 | \$1,299K | \$1,217K |
| 21 December, 2015 | 48 Juliana Crt, Toronto | Semi-Detached | 3 | 2 | 32 | \$640K | \$625K |
| 15 January, 2016 | 7 Humber Tr, Toronto | Detached | 4 | 2 | 5 | \$1,089K | \$1,175K |
| | 37 Baby Point Cres, Toronto | Detached | 4 | 3 | 3 | \$2,295K | \$2,295K |
| 26 January, 2016 | 65 Warren Cres | Detached | 3 | 2 | 69 | \$700K | \$650K |
| | 142 Varsity Rd | Detached | 2 | 2 | 5 | \$640K | \$680K |
| 1 February, 2016 | 38 Methuen Ave | Detached | 3 | 5 | 3 | \$1,580K | \$1,565K |
| 5 February, 2016 | 40 Juliana Crt | Semi-Detached | 3 | 2 | 8 | \$620K | \$631K |
| | 123 Baby Point Rd | Detached | 3 | 2 | 3 | \$1,575K | \$1,670K |
| 9 February, 2016 | 212 Humbercrest Blvd | Detached | 3 | 2 | 7 | \$1,049K | \$1,049K |
| 22 February, 2016 | 79 Raymond Ave | Detached | 4 | 4 | 6 | \$1,495K | \$1,625K |
| 27 February, 2016 | 56 Harshaw Ave | Detached | 3 | 4 | 150 | \$1,548K | \$1,500K |
| 1 March, 2016 | 69 Baby Point Cres | Detached | 5 | 4 | 20 | \$2,945K | \$2,785K |
| 16 March, 2016 | 7 Magwood Crt | Semi-Detached | 4 | 2 | 7 | \$598K | \$710K |
| 18 March, 2016 | 240 Jane St | Other | 6 | 3 | 13 | \$925K | \$905K |
| | 242 Jane St | Other | 6 | 3 | 13 | \$825K | \$815K |
| 21 March, 2016 | 77 Warren Cres | Detached | 3 | 2 | 5 | \$540K | \$546K |
| 22 March, 2016 | 19 Van Stassen Blvd | Semi-Detached | 4 | 3 | 7 | \$600K | \$652K |
| 23 March, 2016 | 2A Methuen Ave | Detached | 3 | 4 | 18 | \$1,299K | \$1,150K |
| | 42 Juliana Crt | Semi-Detached | 3 | 2 | 7 | \$620K | \$722K |
| 24 March, 2016 | 59 Skylark Rd | Semi-Detached | 3 | 1 | 7 | \$679K | \$720K |
| 26 March, 2016 | 186 Gooch Ave | Semi-Detached | 3 | 2 | 4 | \$679K | \$750K |
| 31 March, 2016 | 1 St Marks Rd | Detached | 3 | 3 | 10 | \$699K | \$1,001K |

Data

| Month, Day, Year of Sold Date | Address1 | Property Type | Bedrooms | Washrooms | Days on the Market | List Price | Sold Price |
|-------------------------------|-----------------------|---------------|----------|-----------|--------------------|------------|------------|
| 4 April, 2016 | 83 Humbercrest Blvd N | Detached | 4 | 4 | 20 | \$1,750K | \$1,950K |
| | 85 Riverview Gdns | Detached | 3 | 2 | 7 | \$1,199K | \$1,350K |
| 5 April, 2016 | 68 Baby Point Rd | Detached | 5 | 5 | 13 | \$2,795K | \$2,700K |
| 6 April, 2016 | 117 Baby Point Rd | Detached | 4 | 5 | 1 | \$2,495K | \$2,450K |
| 12 April, 2016 | 21 Warren Cres | Detached | 2 | 2 | 1 | \$549K | \$727K |
| | 30 Van Stassen Blvd | Semi-Detached | 3 | 1 | 7 | \$590K | \$653K |
| | 99 Humberview Rd | Detached | 3 | 3 | 6 | \$1,599K | \$1,550K |
| 15 April, 2016 | 47 Harshaw Ave | Detached | 4 | 4 | 17 | \$1,695K | \$1,695K |
| 16 April, 2016 | 68 Humbercrest Blvd | Detached | 4 | 2 | 2 | \$1,349K | \$1,600K |
| 26 April, 2016 | 19 Methuen Ave | Detached | 4 | 4 | 7 | \$1,499K | \$1,875K |
| 27 April, 2016 | 5 L'estrange Pl | Detached | 5 | 5 | 1 | \$2,285K | \$2,350K |
| | 50 Methuen Ave | Detached | 2 | 2 | 7 | \$780K | \$805K |
| 28 April, 2016 | 27 Old Mill Dr | Detached | 3 | 3 | 1 | \$1,249K | \$1,505K |
| | 33 Humber Tr | Detached | 3 | 2 | 2 | \$1,089K | \$1,300K |
| 29 April, 2016 | 57 Harshaw Ave | Detached | 3 | 4 | 3 | \$1,745K | \$1,800K |
| 4 May, 2016 | 2 Warren Cres | Detached | 3 | 4 | 16 | \$1,249K | \$1,203K |
| 6 May, 2016 | 10 Harshaw Ave | Detached | 3 | 1 | 9 | \$699K | \$900K |
| 9 May, 2016 | 4 Brumell Ave | Detached | 3 | 2 | 7 | \$950K | \$1,185K |
| 10 May, 2016 | 65 Skylark Rd | Semi-Detached | 3 | 1 | 5 | \$590K | \$650K |
| 11 May, 2016 | 69 Humber Tr | Detached | 3 | 2 | 8 | \$979K | \$1,100K |
| 18 May, 2016 | 61 Humber Tr | Detached | 4 | 2 | 9 | \$989K | \$1,161K |
| 25 May, 2016 | 237 St. Mark's Rd | Semi-Detached | 3 | 2 | 8 | \$590K | \$718K |
| 30 May, 2016 | 25 Harshaw Ave | Detached | 4 | 2 | 5 | \$899K | \$1,271K |
| 31 May, 2016 | 2 L'estrange Pl | Detached | 5 | 4 | 12 | \$1,925K | \$1,855K |
| | 53 Old Mill Dr | Detached | 3 | 2 | 6 | \$1,309K | \$1,485K |
| 2 June, 2016 | 110 Jane St | Detached | 3 | 2 | 9 | \$849K | \$905K |
| 3 June, 2016 | 54 Methuen Ave | Detached | 2 | 2 | 8 | \$649K | \$750K |
| 13 June, 2016 | 6 Underwood Ave | Semi-Detached | 3 | 2 | 18 | \$719K | \$699K |

Data

| Month, Day, Year of Sold Date | Address1 | Property Type | Bedrooms | Washrooms | Days on the Market | List Price | Sold Price |
|-------------------------------|----------------------|---------------|----------|-----------|--------------------|------------|------------|
| 13 June, 2016 | 41 Harshaw Ave | Detached | 3 | 2 | 5 | \$899K | \$1,205K |
| 14 June, 2016 | 8 Warren Cres | Detached | 3 | 2 | 7 | \$719K | \$780K |
| 16 June, 2016 | 48 Baby Point Rd | Detached | 5 | 2 | 17 | \$1,790K | \$1,685K |
| 20 June, 2016 | 28 Traymore Cres | Detached | 4 | 2 | 6 | \$995K | \$1,078K |
| | 94 Varsity Rd | Semi-Detached | 3 | 2 | 11 | \$599K | \$806K |
| 22 June, 2016 | 44 Humber Tr | Detached | 3 | 2 | 7 | \$1,298K | \$1,309K |
| 28 June, 2016 | 19 Harshaw Ave | Detached | 3 | 2 | 7 | \$860K | \$1,090K |
| 29 June, 2016 | 26 Riverview Gdns | Detached | 3 | 2 | 7 | \$1,199K | \$1,250K |
| 8 July, 2016 | 49 Halford Ave | Detached | 5 | 3 | 2 | \$1,599K | \$1,555K |
| 12 July, 2016 | 41 Pasadena Gdns | Semi-Detached | 3 | 2 | 5 | \$699K | \$857K |
| 13 July, 2016 | 24 Skylark Rd | Semi-Detached | 3 | 2 | 6 | \$728K | \$829K |
| 18 July, 2016 | 20 Riverview Gdns | Detached | 3 | 2 | 19 | \$985K | \$1,025K |
| 19 July, 2016 | 10 Skylark Rd | Semi-Detached | 3 | 2 | 19 | \$749K | \$775K |
| 23 August, 2016 | 169 Humbercrest Blvd | Detached | 3 | 1 | 7 | \$900K | \$920K |
| 24 August, 2016 | 43 Humber Tr | Detached | 4 | 2 | 49 | \$1,199K | \$1,175K |
| 20 September, 2016 | 89 Riverview Gdns | Detached | 3 | 2 | 7 | \$1,415K | \$1,490K |
| 22 September, 2016 | 11 St Mark's Rd | Detached | 2 | 2 | 10 | \$898K | \$925K |
| 27 September, 2016 | 11 Langmuir Cres | Detached | 3 | 3 | 8 | \$1,450K | \$1,450K |
| 30 September, 2016 | 161 Varsity Rd | Semi-Detached | 3 | 2 | 7 | \$599K | \$672K |
| 6 October, 2016 | 4037A Old Dundas St | Townhouse | 3 | 2 | 2 | \$590K | \$596K |
| 7 October, 2016 | 33 Methuen Ave | Detached | 4 | 4 | 9 | \$1,549K | \$1,549K |
| 14 October, 2016 | 61 Baby Point Cres | Detached | 4 | 4 | 37 | \$2,300K | \$2,200K |
| 18 October, 2016 | 43 Baby Point Rd | Detached | 5 | 3 | 2 | \$1,650K | \$1,700K |
| 20 October, 2016 | 60 Humberview Rd | Detached | 3 | 3 | 1 | \$1,299K | \$1,501K |
| | 419 Jane St | Other | 2 | 3 | 9 | \$899K | \$1,000K |
| 22 October, 2016 | 11 Traymore Cres | Detached | 3 | 1 | 26 | \$1,399K | \$1,475K |
| 23 October, 2016 | 507, 1 Old Mill Dr | Condo | 1 | 1 | 9 | \$489K | \$485K |
| 28 October, 2016 | 94 Rivercrest Rd | Detached | 4 | 2 | 15 | \$1,399K | \$1,300K |

Data

| Month, Day, Year of Sold Date | Address1 | Property Type | Bedrooms | Washrooms | Days on the Market | List Price | Sold Price |
|-------------------------------|----------------------|---------------|----------|-----------|--------------------|------------|------------|
| 1 November, 2016 | 46 Harshaw Ave | Semi-Detached | 2 | 1 | 8 | \$549K | \$656K |
| 3 November, 2016 | 78 Raymond Ave | Detached | 5 | 3 | 2 | \$1,289K | \$1,525K |
| 6 November, 2016 | 2 Varsity Rd | Semi-Detached | 2 | 2 | 5 | \$849K | \$840K |
| 7 November, 2016 | 33 Raymond Ave | Detached | 4 | 2 | 6 | \$1,269K | \$1,434K |
| 15 December, 2016 | 12 Harshaw Ave | Detached | 3 | 1 | 10 | \$899K | \$950K |
| 30 December, 2016 | 3 Langmuir Cres | Detached | 3 | 1 | 52 | \$1,349K | \$1,280K |
| 6 January, 2017 | 145 Varsity Rd | Detached | 4 | 2 | 77 | \$1,350K | \$1,225K |
| 23 January, 2017 | 3 Bralorne Cres | Semi-Detached | 3 | 1 | 7 | \$689K | \$817K |
| 3 February, 2017 | 708, 1 Old Mill Dr | Condo | 1 | 1 | 10 | \$518K | \$521K |
| 17 February, 2017 | 38 Methuen Ave | Detached | 3 | 5 | 11 | \$1,750K | \$1,720K |
| 21 February, 2017 | 2 Lundy Ave | Detached | 2 | 3 | 13 | \$1,199K | \$1,260K |
| 27 February, 2017 | 2 Juliana Crt | Semi-Detached | 3 | 2 | 13 | \$789K | \$772K |
| 4 March, 2017 | 58 Warren Cres | Detached | 2 | 2 | 4 | \$649K | \$725K |
| 6 March, 2017 | 12 Skylark Rd | Semi-Detached | 3 | 2 | 5 | \$800K | \$896K |
| 8 March, 2017 | 7 Sidford Crt | Semi-Detached | 4 | 3 | 7 | \$798K | \$1,128K |
| | 30 Raymond Ave | Detached | 4 | 2 | 8 | \$1,149K | \$1,566K |
| 14 March, 2017 | 123 Baby Point Rd | Detached | 3 | 2 | 18 | \$1,750K | \$2,080K |
| 24 March, 2017 | 19 Valleyview Gdns | Detached | 5 | 2 | 7 | \$999K | \$1,270K |
| 27 March, 2017 | 13 Bradley Ave | Semi-Detached | 3 | 1 | 4 | \$799K | \$907K |
| 29 March, 2017 | 93 Humbercrest Blvd | Detached | 4 | 4 | 2 | \$1,799K | \$2,100K |
| 30 March, 2017 | 8 Humberview Rd | Detached | 4 | 2 | 8 | \$1,198K | \$1,250K |
| 5 April, 2017 | 56 Brumell Ave | Detached | 3 | 2 | 12 | \$1,599K | \$1,520K |
| 8 April, 2017 | 8 Baby Point Rd | Detached | 3 | 4 | 4 | \$1,799K | \$2,100K |
| 12 April, 2017 | 45 Baby Point Rd | Detached | 4 | 2 | 8 | \$1,800K | \$2,158K |
| 18 April, 2017 | 142 Humbercrest Blvd | Detached | 3 | 1 | 7 | \$899K | \$1,304K |
| 19 April, 2017 | 3A Humber Hill Ave | Semi-Detached | 3 | 3 | 6 | \$749K | \$900K |
| | 245 Jane St | Other | 2 | 2 | 9 | \$689K | \$1,175K |
| 22 April, 2017 | 35 Baby Point Cres | Detached | 6 | 5 | 1 | \$3,245K | \$3,245K |

Data

| Month, Day, Year of Sold Date | Address1 | Property Type | Bedrooms | Washrooms | Days on the Market | List Price | Sold Price |
|-------------------------------|-------------------------------|---------------|----------|-----------|--------------------|------------|------------|
| 22 April, 2017 | 60 Langmuir Cres | Detached | 3 | 3 | 17 | \$1,799K | \$1,790K |
| 23 April, 2017 | 41 Baby Point Rd | Detached | 4 | 3 | 4 | \$2,150K | \$2,450K |
| 24 April, 2017 | 88 Methuen Ave | Detached | 4 | 2 | 8 | \$999K | \$1,310K |
| 25 April, 2017 | 54 Skylark Rd | Semi-Detached | 3 | 2 | 6 | \$799K | \$830K |
| 26 April, 2017 | 61 Old Mill Dr | Detached | 3 | 2 | 6 | \$1,588K | \$1,685K |
| 3 May, 2017 | 20 Methuen Ave | Detached | 4 | 2 | 1 | \$1,029K | \$1,333K |
| 4 May, 2017 | 16 Harshaw Ave | Detached | 3 | 2 | 1 | \$999K | \$1,325K |
| | 59 Van Stassen Blvd | Semi-Detached | 3 | 2 | 15 | \$800K | \$822K |
| 5 May, 2017 | 92 Varsity Rd | Semi-Detached | 3 | 1 | 3 | \$799K | \$870K |
| 17 May, 2017 | 32 Althea Rd | Semi-Detached | 3 | 2 | 6 | \$759K | \$851K |
| | 69 Riverview Gdns | Detached | 3 | 2 | 8 | \$1,600K | \$1,650K |
| 18 May, 2017 | 239 Humbercrest Blvd | Detached | 2 | 2 | 1 | \$839K | \$825K |
| 24 May, 2017 | 136 Humbercrest Blvd, Toronto | Detached | 3 | 2 | 2 | \$1,950K | \$2,050K |
| 29 May, 2017 | 73 Brumell Ave | Detached | 3 | 1 | 5 | \$1,195K | \$1,155K |
| 30 May, 2017 | 31 Baby Point Rd | Detached | 4 | 2 | 19 | \$1,599K | \$1,525K |
| 8 June, 2017 | 3 Thornhill Ave | Detached | 3 | 1 | 8 | \$1,098K | \$1,160K |
| | 222 St. Marks Rd | Semi-Detached | 2 | 2 | 1 | \$829K | \$840K |
| 12 June, 2017 | 20 Lessard Ave | Detached | 3 | 3 | 6 | \$1,198K | \$1,350K |
| | 171 Humbercrest Blvd | Detached | 3 | 2 | 24 | \$1,298K | \$1,310K |
| 13 June, 2017 | 3 St Marks Rd | Detached | 3 | 2 | 8 | \$1,049K | \$1,041K |
| 20 June, 2017 | 3 Pasadena Gdns | Semi-Detached | 2 | 3 | 9 | \$849K | \$890K |
| 26 June, 2017 | 5 Doran Ave | Other | 3 | 3 | 7 | \$1,298K | \$1,400K |
| 27 July, 2017 | 140 Humbercrest Blvd | Detached | 3 | 2 | 7 | \$1,199K | \$1,100K |
| 1 August, 2017 | 15 Langmuir Cres | Detached | 2 | 2 | 0 | \$1,195K | \$1,230K |
| 13 August, 2017 | 21 Baby Point Rd | Detached | 3 | 2 | 5 | \$1,198K | \$1,330K |
| 1 September, 2017 | 44 Varsity Rd | Semi-Detached | 3 | 2 | 3 | \$899K | \$927K |
| 13 September, 2017 | 30 Althea Rd | Semi-Detached | 3 | 2 | 1 | \$880K | \$880K |
| 15 September, 2017 | 51 Raymond Ave | Detached | 3 | 2 | 23 | \$1,678K | \$1,600K |

Data

| Month, Day, Year of Sold Date | Address1 | Property Type | Bedrooms | Washrooms | Days on the Market | List Price | Sold Price |
|-------------------------------|--------------------|---------------|----------|-----------|--------------------|------------|------------|
| 25 September, 2017 | 67 Varsity Rd | Semi-Detached | 3 | 4 | 5 | \$899K | \$950K |
| 3 October, 2017 | 18 Bralorne Cres | Semi-Detached | 3 | 2 | 7 | \$800K | \$885K |
| 4 October, 2017 | 148 Varsity Rd | Detached | 4 | 5 | 12 | \$1,298K | \$1,225K |
| 7 October, 2017 | 67 Riverview Gdns | Detached | 3 | 3 | 24 | \$1,825K | \$1,750K |
| 11 October, 2017 | 39 Bralorne Cres | Semi-Detached | 3 | 2 | 1 | \$799K | \$980K |
| 13 October, 2017 | 53 St Marks Rd | Detached | 3 | 2 | 11 | \$1,248K | \$1,262K |
| | 103 Humberview Rd | Detached | 2 | 3 | 2 | \$2,100K | \$2,075K |
| 26 October, 2017 | 528 Jane St | Detached | 3 | 1 | 1 | \$725K | \$810K |
| 30 October, 2017 | 48 Harshaw Ave | Semi-Detached | 3 | 2 | 22 | \$899K | \$855K |
| 3 November, 2017 | 569 Willard Ave | Detached | 3 | 2 | 2 | \$898K | \$1,000K |
| 7 November, 2017 | 16 Valleyview Gdns | Detached | 3 | 2 | 8 | \$1,197K | \$1,350K |
| 8 November, 2017 | 22 Underwood Ave | Semi-Detached | 3 | 2 | 7 | \$889K | \$910K |
| 16 November, 2017 | 1 Skylark Rd | Semi-Detached | 2 | 2 | 24 | \$859K | \$835K |
| 18 November, 2017 | 33 Riverview Gdns | Detached | 3 | 3 | 2 | \$1,625K | \$1,625K |
| 20 November, 2017 | 12 Humber Tr | Detached | 4 | 2 | 3 | \$1,299K | \$1,375K |
| 4 December, 2017 | 166 Varsity Rd | Detached | 2 | 2 | 12 | \$779K | \$755K |
| 5 December, 2017 | 2 Van Stassen Blvd | Semi-Detached | 3 | 1 | 6 | \$799K | \$870K |
| 12 December, 2017 | 10 Harshaw Ave | Detached | 4 | 4 | 35 | \$2,195K | \$2,100K |
| 28 December, 2017 | 94 Rivercrest Rd | Detached | 3 | 4 | 64 | \$1,995K | \$1,875K |
| 17 January, 2018 | 71 Old Mill Dr | Detached | 3 | 3 | 2 | \$1,699K | \$1,700K |
| 23 January, 2018 | 29 Skylark Rd | Semi-Detached | 3 | 2 | 7 | \$889K | \$933K |
| 24 January, 2018 | 11 Kentucky Ave | Semi-Detached | 3 | 2 | 12 | \$868K | \$860K |
| 12 February, 2018 | 21 Methuen Ave | Detached | 3 | 2 | 6 | \$898K | \$975K |
| 13 February, 2018 | 144 Jane St | Detached | 3 | 2 | 7 | \$998K | \$1,181K |
| 18 February, 2018 | 9 Baby Point Terr | Detached | 4 | 3 | 5 | \$2,249K | \$2,130K |
| 22 February, 2018 | 73 Riverview Gdns | Detached | 3 | 2 | 7 | \$1,575K | \$1,575K |
| 1 March, 2018 | 59 Warren Cres | Detached | 3 | 2 | 3 | \$889K | \$950K |
| 7 March, 2018 | 219 St Marks Rd | Semi-Detached | 3 | 2 | 7 | \$799K | \$1,010K |

Data

| Month, Day, Year of Sold Date | Address1 | Property Type | Bedrooms | Washrooms | Days on the Market | List Price | Sold Price |
|-------------------------------|-----------------|---------------|----------|-----------|--------------------|------------|------------|
| 14 March, 2018 | 65 Warren Cres | Detached | 3 | 2 | 20 | \$899K | \$858K |
| 15 March, 2018 | 3 Baby Point Rd | Detached | 5 | 4 | 13 | \$1,498K | \$1,498K |
| 16 March, 2018 | 33 Harshaw Ave | Detached | 3 | 4 | 8 | \$1,849K | \$1,855K |
| 17 March, 2018 | 5 Althea Rd | Semi-Detached | 3 | 2 | 17 | \$989K | \$975K |