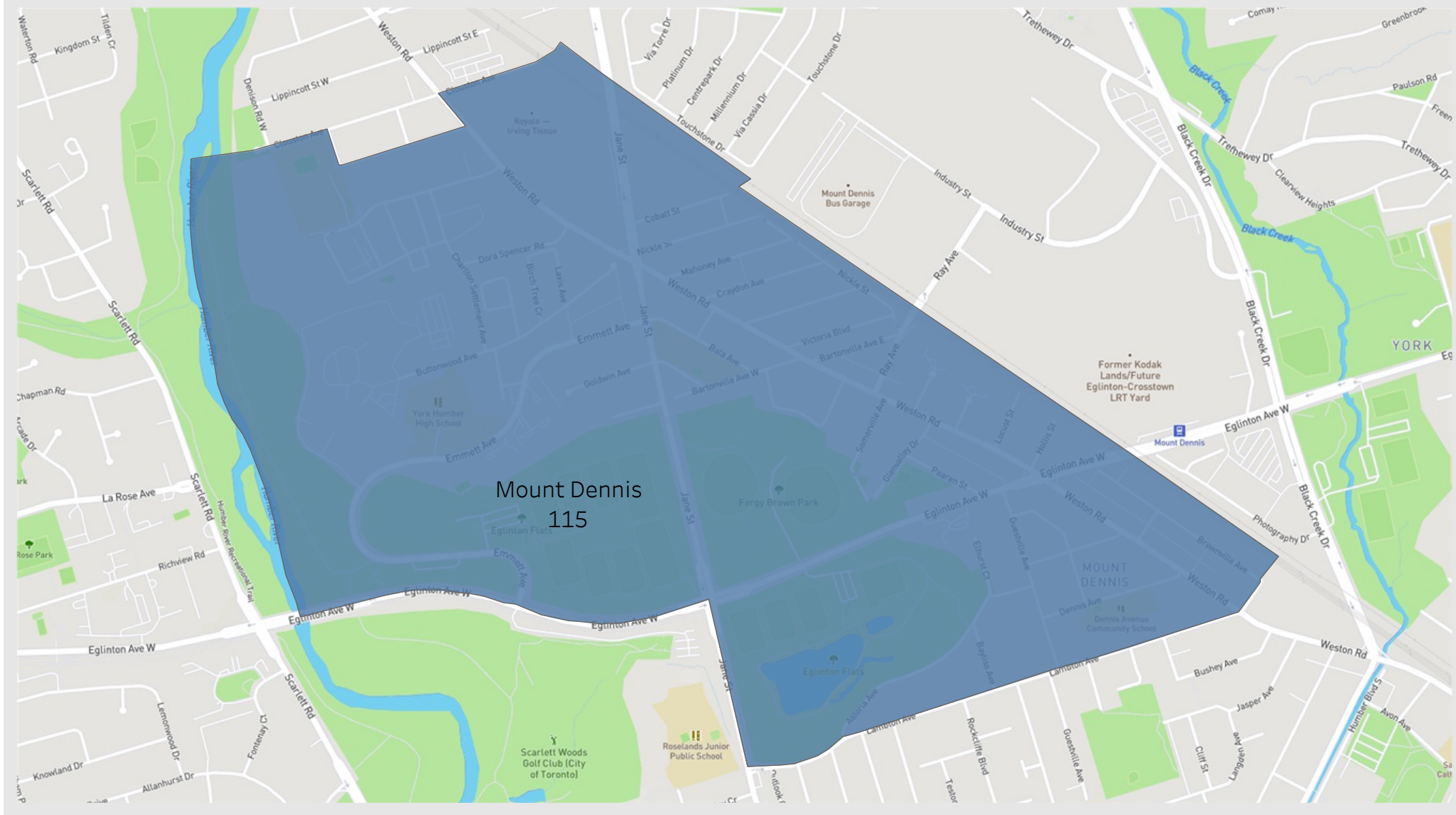
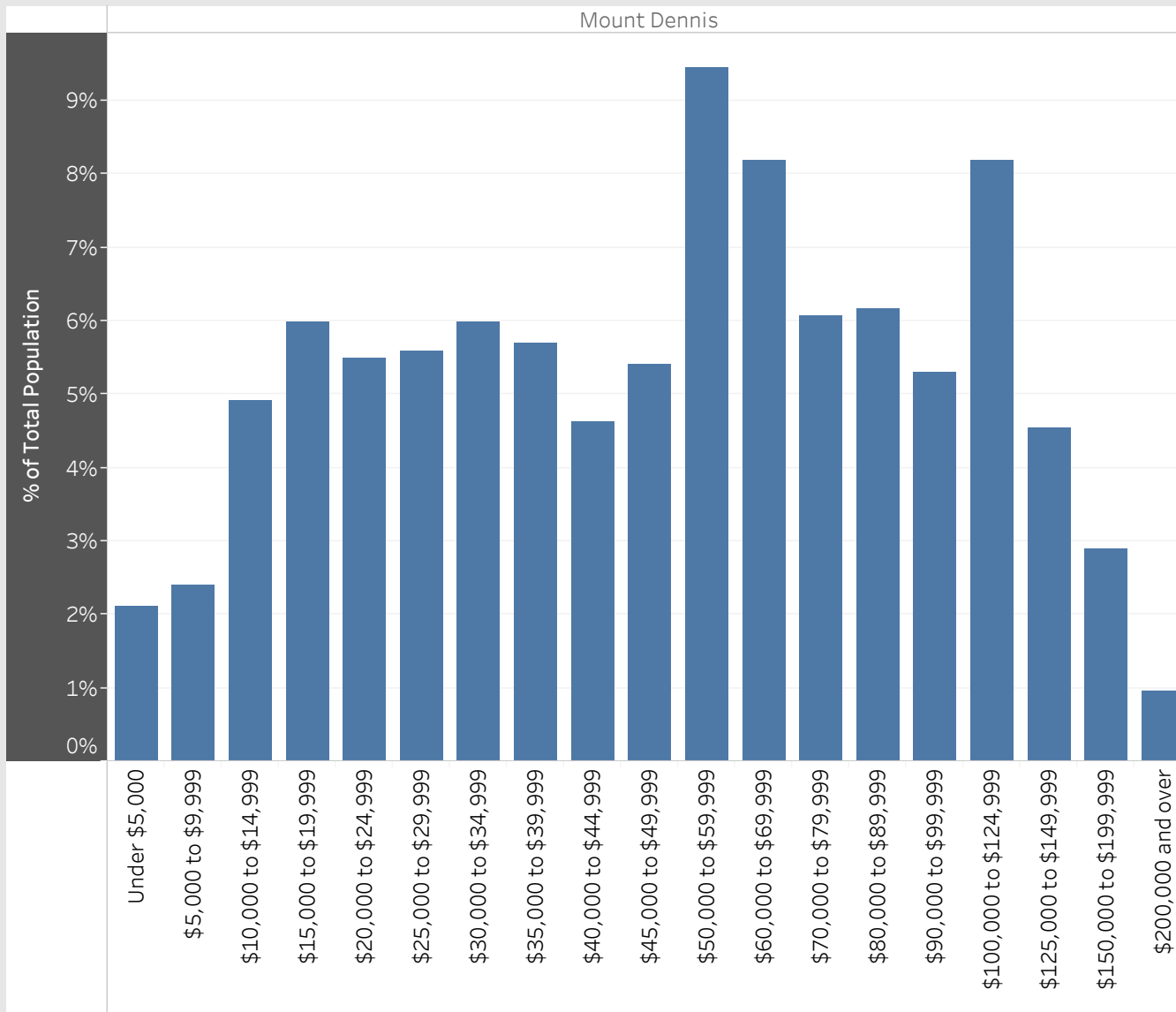


Mount Dennis
Neighbourhood Breakdown
July 1st, 2015 - March 31st, 2018

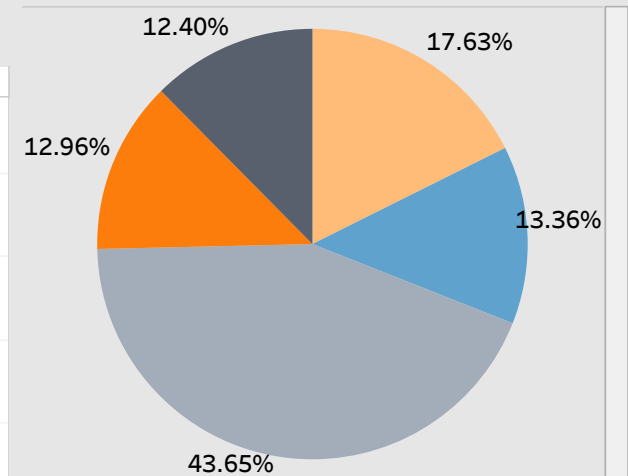


2016 StatsCan Data

Household Income in Mount Dennis



Age



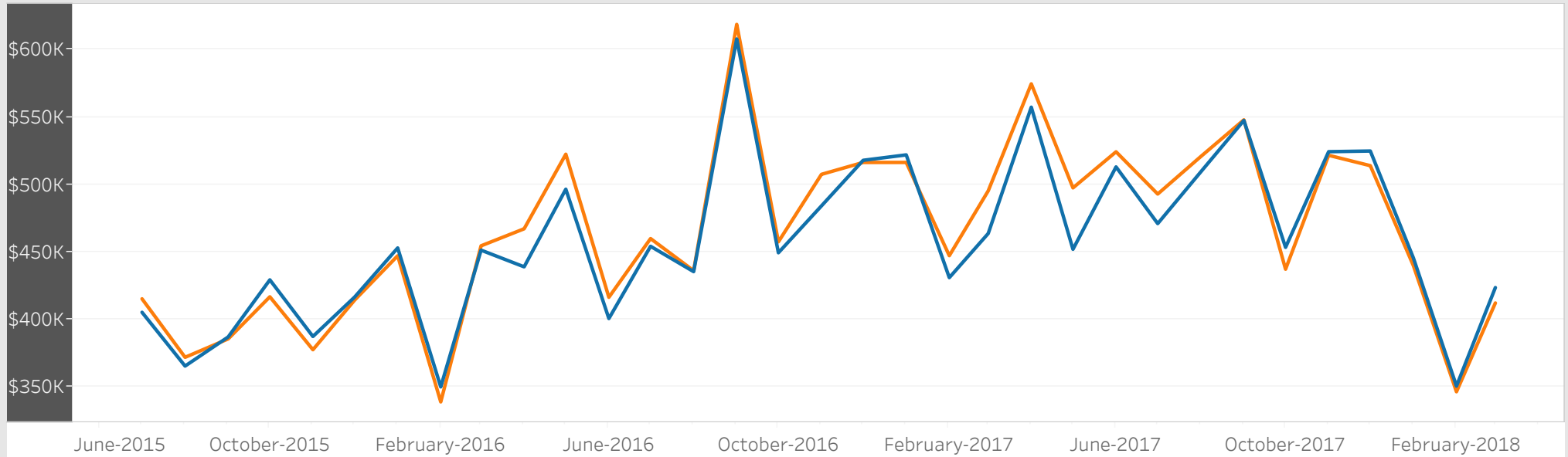
- Children (0-14 years)
- Youth (15-24 years)
- Working Age (25-54 years)
- Pre-retirement (55-64 years)
- Seniors (65+ years)

Visible Minorities

Black	32.86%
Not a visible minority	32.06%
Latin American	10.40%
Filipino	6.48%
Southeast Asian	4.94%
South Asian	3.84%
Chinese	2.34%
Multiple visible minorities	2.15%
Visible minority; n.i.e.	2.15%
Korean	1.17%
West Asian	0.72%
Arab	0.57%
Japanese	0.34%

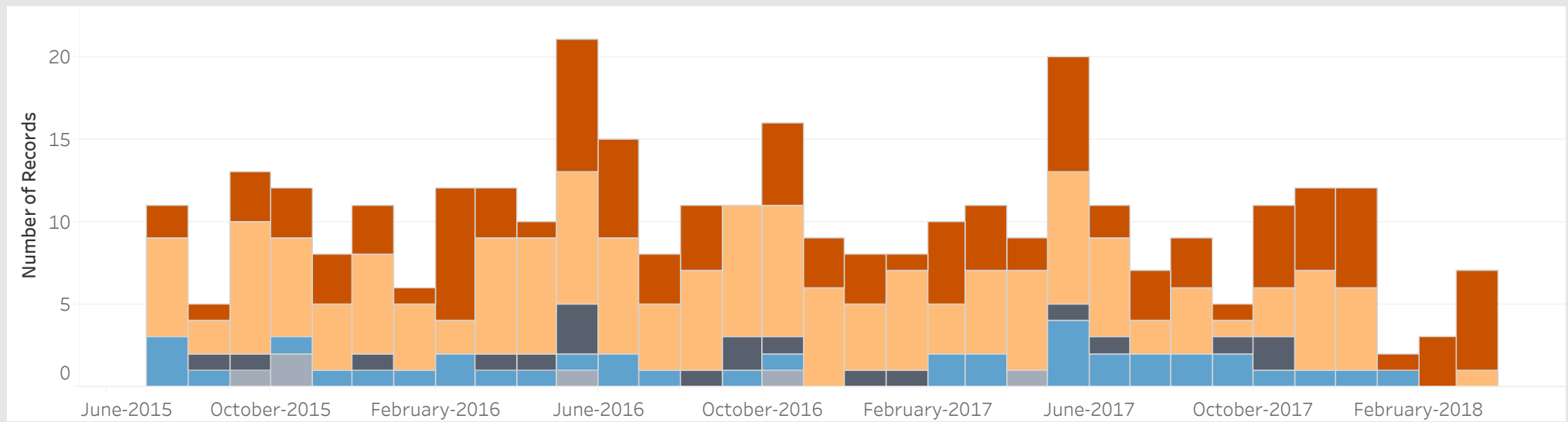
Average Sold Price vs. Average Ask Price in Mount Dennis

■ Avg. List Price ■ Avg. Sold Price



Properties Sold in Mount Dennis by Month

■ Condo ■ Detached ■ Semi-Detached ■ Townhouse ■ Other



Data

Month, Day, Year of Sold Date	Address1	Property Type	Bedrooms	Washrooms	Days on the Market	List Price	Sold Price
3 July, 2015	21 Laxis Ave, Toronto	Detached	3	3	11	\$479K	\$474K
5 July, 2015	30 Rutherford Ave, Toronto	Detached	3	2	10	\$368K	\$385K
14 July, 2015	46 Mahoney Ave, Toronto	Detached	3	2	15	\$450K	\$480K
16 July, 2015	29 Brownville Ave, Toronto	Detached	1	2	14	\$370K	\$370K
	73 Shining Star Cres, Toronto	Townhouse	3	3	16	\$470K	\$465K
19 July, 2015	80 Brownville Ave, Toronto	Detached	3	3	6	\$499K	\$550K
22 July, 2015	31 Shining Star Cres, Toronto	Townhouse	3	4	15	\$450K	\$450K
23 July, 2015	209, 75 Emmett Ave, Toronto	Condo	3	2	15	\$339K	\$337K
27 July, 2015	302, 85 Emmett Ave, Toronto	Condo	1	2	8	\$309K	\$305K
28 July, 2015	104, 68 Sidney Belsey Cres, Toronto	Townhouse	3	2	2	\$300K	\$315K
30 July, 2015	53 Brownville Ave, Toronto	Detached	4	1	8	\$425K	\$437K
7 August, 2015	1807, 85 Emmett Ave, Toronto	Condo	1	1	1	\$199K	\$209K
16 August, 2015	33 Mahoney Ave, Toronto	Detached	2	2	12	\$440K	\$460K
24 August, 2015	111 Lambton Ave, Toronto	Semi-Detached	2	2	26	\$400K	\$380K
26 August, 2015	42 Brownville Ave, Toronto	Detached	2	2	37	\$389K	\$380K
31 August, 2015	59 Sidney Belsey Cres, Toronto	Townhouse	3	2	12	\$399K	\$430K
1 September, 2015	12 Cobalt St, Toronto	Semi-Detached	3	1	8	\$390K	\$415K
3 September, 2015	7 Humber Blvd, Toronto	Detached	2	2	25	\$399K	\$387K
6 September, 2015	39 Nickle St, Toronto	Detached	3	2	7	\$370K	\$365K
10 September, 2015	48 Nickle St, Toronto	Detached	3	3	8	\$510K	\$495K
15 September, 2015	15 Nickle St, Toronto	Detached	2	2	5	\$370K	\$372K
	91 Guestville Ave, Toronto	Detached	2	2	8	\$380K	\$385K
	807, 75 Emmett Ave, Toronto	Condo	3	2	29	\$279K	\$269K
	1307, 3559 Eglinton Ave, Toronto	Condo	2	1	26	\$260K	\$242K
20 September, 2015	24 Syndicate Ave, Toronto	Detached	2	1	6	\$399K	\$405K
23 September, 2015	1121 Weston Rd, Toronto	Other	2	2	70	\$480K	\$460K
24 September, 2015	701, 3559 Eglinton Ave, Toronto	Condo	2	1	15	\$270K	\$260K
27 September, 2015	12 Laxis Ave, Toronto	Detached	3	1	12	\$399K	\$417K

Data

Month, Day, Year of Sold Date	Address1	Property Type	Bedrooms	Washrooms	Days on the Market	List Price	Sold Price
27 September, 2015	83 Buttonwood Ave, Toronto	Detached	3	2	14	\$525K	\$540K
1 October, 2015	37 Forest Point Dr, Toronto	Detached	3	4	11	\$570K	\$555K
	906, 2130 Weston Rd, Toronto	Condo	3	2	36	\$259K	\$250K
4 October, 2015	1119 Weston Rd, Toronto	Other	3	3	108	\$400K	\$370K
6 October, 2015	52 Brownville Ave, Toronto	Detached	1	1	6	\$370K	\$360K
15 October, 2015	62 Brownville Ave, Toronto	Detached	3	2	27	\$500K	\$497K
18 October, 2015	701, 85 Emmett Ave, Toronto	Condo	1	1	38	\$235K	\$228K
19 October, 2015	43 Buttonwood Ave, Toronto	Detached	4	2	5	\$470K	\$470K
25 October, 2015	11 Dennis Ave, Toronto	Other	6	3	160	\$760K	\$733K
	104, 62 Sidney Belsey Cres, Toronto	Townhouse	3	2	5	\$330K	\$330K
29 October, 2015	12 Pinehill Cres, Toronto	Detached	3	2	14	\$479K	\$450K
	46 Craydon Ave, Toronto	Detached	5	2	29	\$555K	\$545K
30 October, 2015	1610, 85 Emmett Ave, Toronto	Condo	1	2	11	\$224K	\$213K
4 November, 2015	10 Hollis St, Toronto	Detached			14	\$290K	\$283K
5 November, 2015	15 Sunnybrae Cres, Toronto	Detached	4	5	16	\$619K	\$572K
13 November, 2015	124 Guestville Ave, Toronto	Detached	3	2	8	\$530K	\$565K
	411, 75 Emmett Ave, Toronto	Condo	3	2	16	\$300K	\$300K
	1404, 75 Emmett Ave, Toronto	Condo	3	2	40	\$250K	\$241K
15 November, 2015	14 Craydon Ave, Toronto	Detached	2	3	99	\$540K	\$506K
16 November, 2015	1308, 3559 Eglinton Ave, Toronto	Condo	2	1	63	\$270K	\$268K
19 November, 2015	101, 60 Sidney Belsey Cres, Toronto	Townhouse	3	2	36	\$300K	\$285K
6 December, 2015	1248 Jane St, Toronto	Detached	2	1	18	\$430K	\$420K
9 December, 2015	19 Pearen St, Toronto	Semi-Detached	3	4	30	\$779K	\$740K
	1601, 3559 Eglinton Ave, Toronto	Condo	2	1	41	\$275K	\$273K
13 December, 2015	1402, 3559 Eglinton Ave, Toronto	Condo	2	1	32	\$250K	\$245K
14 December, 2015	38 Mahoney Ave, Toronto	Detached	2	2	6	\$400K	\$396K
	67 Bala Ave, Toronto	Detached	2	1	1	\$360K	\$385K
16 December, 2015	149 Charlton Settlement Ave, Toronto	Townhouse	3	4	10	\$415K	\$420K

Data

Month, Day, Year of Sold Date	Address1	Property Type	Bedrooms	Washrooms	Days on the Market	List Price	Sold Price
22 December, 2015	19 Bartonville Ave, Toronto	Detached	3	2	57	\$530K	\$525K
	34 Mahoney Ave, Toronto	Detached	2	2	21	\$449K	\$500K
23 December, 2015	1908, 85 Emmett Ave, Toronto	Condo	1	1	59	\$195K	\$190K
29 December, 2015	29 Emmett Ave, Toronto	Detached	4	3	20	\$499K	\$463K
17 January, 2016	3562 Eglinton Ave, Toronto	Detached	3	4	139	\$589K	\$550K
18 January, 2016	5 Cornell Ave, Toronto	Detached	3	2	46	\$500K	\$485K
21 January, 2016	302, 72 Sidney Belsey Cres	Townhouse	4	2	48	\$400K	\$385K
	Ph04, 75 Emmett Ave	Condo	2	2	48	\$290K	\$305K
27 January, 2016	5 Oxford Dr	Detached	3	3	7	\$440K	\$450K
28 January, 2016	40 Mahoney Ave	Detached	2	2	19	\$499K	\$508K
1 February, 2016	308, 52 Sidney Belsey Cres	Townhouse	3	2	0	\$360K	\$357K
	512, 85 Emmett Ave	Condo	3	2	31	\$299K	\$296K
4 February, 2016	808, 75 Emmett Ave	Condo	2	2	17	\$258K	\$250K
6 February, 2016	1608, 3559 Eglinton Ave W	Condo	2	1	87	\$273K	\$270K
8 February, 2016	1506, 75 Emmett Ave	Condo	2	2	116	\$265K	\$250K
17 February, 2016	51 Mount Dennis Dr	Townhouse	3	2	2	\$430K	\$420K
19 February, 2016	126 Brownville Ave	Detached	3	2	64	\$590K	\$568K
	1701, 75 Emmett Ave	Condo	2	2	84	\$260K	\$243K
22 February, 2016	212, 85 Emmett Ave	Condo	3	2	124	\$279K	\$270K
	1709, 85 Emmett Ave	Condo	2	2	26	\$240K	\$238K
	3564 Eglinton Ave W	Detached	4	5	20	\$679K	\$640K
27 February, 2016	510, 75 Emmett Ave	Condo	2	2	1	\$267K	\$265K
1 March, 2016	34 Emmett Ave	Detached	2	2	22	\$449K	\$432K
4 March, 2016	122 Lambton Ave	Detached	2	1	82	\$500K	\$500K
	604, 85 Emmett Ave	Condo	2	1	9	\$279K	\$265K
8 March, 2016	302, 60 Sidney Belsey Cres	Townhouse	3	2	5	\$385K	\$415K
10 March, 2016	11 Rutherford Ave	Detached	3	3	3	\$490K	\$535K
11 March, 2016	91 Brownville Ave	Detached	3	3	44	\$545K	\$535K

Data

Month, Day, Year of Sold Date	Address1	Property Type	Bedrooms	Washrooms	Days on the Market	List Price	Sold Price
13 March, 2016	53 Buttonwood Ave	Detached	2	2	12	\$510K	\$495K
17 March, 2016	45 Mahoney Ave	Detached	3	2	2	\$510K	\$525K
19 March, 2016	12 Cobalt St	Semi-Detached	3	2	2	\$600K	\$595K
24 March, 2016	38 Sunnybrae Cres	Detached	3	2	8	\$599K	\$598K
26 March, 2016	316, 75 Emmett Ave	Condo	2	2	17	\$290K	\$303K
30 March, 2016	1901, 85 Emmett Ave	Condo	2	2	21	\$260K	\$256K
5 April, 2016	18 Nickle St	Detached	3	2	4	\$470K	\$525K
16 April, 2016	2105, 85 Emmett Ave	Condo	1	1	24	\$240K	\$232K
21 April, 2016	40 Emmett Ave	Detached	2	2	8	\$376K	\$500K
24 April, 2016	1 Ray Ave	Semi-Detached	3	4	33	\$559K	\$542K
26 April, 2016	4 Syndicate Ave	Detached	3	2	7	\$500K	\$667K
	38 Nickle St	Detached	2	2	7	\$480K	\$480K
	41 Cobalt St	Detached	2	2	5	\$400K	\$395K
	61 Bala Ave, Toronto	Detached	2	2	58	\$450K	\$425K
27 April, 2016	304, 54 Sidney Belsey Cres	Townhouse	3	2	19	\$375K	\$380K
28 April, 2016	39 Brownville Ave	Detached	2	2	21	\$540K	\$525K
3 May, 2016	15 Somerville Ave	Detached	3	3	9	\$450K	\$470K
	906, 75 Emmett Ave	Condo	2	2	8	\$260K	\$280K
	1348 Weston Rd	Detached	5	2	69	\$1,050K	\$1,000K
6 May, 2016	1803, 85 Emmett Ave	Condo	2	2	23	\$270K	\$270K
	1902, 75 Emmett Ave	Condo	2	2	2	\$289K	\$297K
9 May, 2016	4 Dennis Ave	Detached	5	3	5	\$499K	\$621K
10 May, 2016	45 Astoria Ave	Detached	3	2	1	\$400K	\$600K
11 May, 2016	18 Somerville Ave	Semi-Detached	4	2	9	\$470K	\$565K
12 May, 2016	9 Sunnybrae Cres	Detached	4	3	7	\$735K	\$735K
	19 Locust St	Semi-Detached	2	1	7	\$389K	\$435K
16 May, 2016	149 Brownville Ave	Other	9	7	120	\$1,500K	\$1,500K
	1410, 3559 Eglinton Ave	Condo	2	1	13	\$290K	\$285K

Data

Month, Day, Year of Sold Date	Address1	Property Type	Bedrooms	Washrooms	Days on the Market	List Price	Sold Price
16 May, 2016	#708, 85 Emmett Ave	Condo	2	1	20	\$225K	\$242K
17 May, 2016	30A Dennis Ave	Semi-Detached	3	5	16	\$699K	\$650K
	2011, 85 Emmett Ave	Condo	2	2	10	\$250K	\$260K
20 May, 2016	401, 85 Emmett Ave	Condo	2	2	18	\$260K	\$255K
24 May, 2016	3 Humber Blvd S	Detached	3	2	74	\$530K	\$529K
	88 Brownville Ave	Detached	3	2	14	\$500K	\$530K
30 May, 2016	2309, 75 Emmett Ave	Condo	3	2	17	\$390K	\$403K
31 May, 2016	14 Dennis Ave	Detached	3	2	14	\$470K	\$513K
	1245 Weston Rd	Townhouse	3	3	7	\$500K	\$530K
3 June, 2016	1806, 75 Emmett Ave	Condo	2	2	2	\$290K	\$310K
6 June, 2016	1 Oxford Dr	Detached	4	3	22	\$550K	\$540K
	20 Somerville Ave	Detached	3	3	12	\$490K	\$495K
	1601, 75 Emmett Ave	Condo	2	2	27	\$240K	\$250K
8 June, 2016	2 Birch Tree Cres	Detached	2	2	14	\$399K	\$460K
	101, 60 Sidney Belsey Cres	Townhouse	3	2	2	\$300K	\$344K
17 June, 2016	17 Bartonville Ave W	Detached	3	2	29	\$600K	\$584K
22 June, 2016	72 Lambton Ave	Detached	2	1	5	\$449K	\$485K
23 June, 2016	801, 2130 Weston Rd	Condo	3	2	2	\$250K	\$247K
24 June, 2016	712, 85 Emmett Ave	Condo	3	2	18	\$295K	\$275K
28 June, 2016	63 Mahoney Ave	Detached	3	2	11	\$580K	\$576K
	112 Brownville Ave	Detached	3	2	6	\$599K	\$650K
29 June, 2016	1701, 75 Emmett Ave	Condo	2	2	6	\$310K	\$336K
30 June, 2016	33 Pioneer Ave	Townhouse	3	4	15	\$459K	\$500K
	#2408, 85 Emmett Ave	Condo	1	1	14	\$199K	\$194K
4 July, 2016	21 Pioneer Ave	Townhouse	4	4	14	\$530K	\$545K
5 July, 2016	90 Brownville Ave	Detached	3	2	8	\$600K	\$650K
9 July, 2016	801, 3559 Eglinton Ave W	Condo	2	1	33	\$290K	\$280K
14 July, 2016	1812, 85 Emmett Ave	Condo	3	2	3	\$269K	\$286K

Data

Month, Day, Year of Sold Date	Address1	Property Type	Bedrooms	Washrooms	Days on the Market	List Price	Sold Price
16 July, 2016	60 Brownville Ave	Detached	3	2	36	\$630K	\$628K
20 July, 2016	61 Bala Ave	Detached	2	2	9	\$450K	\$450K
21 July, 2016	504, 3559 Eglinton Ave W	Condo	2	1	21	\$285K	\$275K
26 July, 2016	56 Brownville Ave	Detached	3	2	32	\$580K	\$565K
3 August, 2016	51 Mahoney Ave	Detached	3	2	1	\$465K	\$450K
5 August, 2016	48 Mahoney Ave	Detached	3	2	120	\$579K	\$555K
	311, 3559 Eglinton Ave W	Condo	3	2	27	\$319K	\$312K
9 August, 2016	39 Cobalt St	Detached	2	2	7	\$499K	\$545K
17 August, 2016	1021 Weston Rd	Detached	4	5	112	\$549K	\$510K
	1506, 3559 Eglinton Ave	Condo	2	1	15	\$295K	\$283K
21 August, 2016	806, 85 Emmett Ave	Condo	2	1	2	\$219K	\$220K
23 August, 2016	21 Laxis Ave	Detached	3	3	6	\$549K	\$607K
	1409, 3559 Eglinton Ave	Condo	3	2	4	\$336K	\$330K
25 August, 2016	39 Victoria Blvd	Semi-Detached	3	1	5	\$480K	\$490K
26 August, 2016	15 Denarda St	Detached	3	3	81	\$499K	\$495K
5 September, 2016	23A Ray Ave	Semi-Detached	3	2	70	\$520K	\$515K
7 September, 2016	21 Goldwin Ave	Detached	3	2	17	\$559K	\$555K
9 September, 2016	6 Oxford Dr	Semi-Detached	3	2	11	\$569K	\$569K
13 September, 2016	30 Emmett Ave	Detached	2	2	6	\$415K	\$480K
14 September, 2016	2 Nickle St	Detached	3	2	57	\$600K	\$580K
	40 Dennis Ave	Detached	3	2	6	\$599K	\$701K
17 September, 2016	22 Goldwin Ave	Detached	4	3	15	\$529K	\$529K
21 September, 2016	18 Cobalt St	Detached	4	5	15	\$1,050K	\$995K
22 September, 2016	73 Buttonwood Ave	Detached	3	3	9	\$659K	\$650K
26 September, 2016	1255 Weston Rd	Townhouse	3	3	19	\$530K	\$510K
27 September, 2016	110 Guestville Ave	Detached	4	2	9	\$656K	\$720K
3 October, 2016	48 Emmett Ave	Detached	3	2	10	\$429K	\$460K
4 October, 2016	906, 3559 Eglinton Ave W	Condo	2	1	45	\$287K	\$285K

Data

Month, Day, Year of Sold Date	Address1	Property Type	Bedrooms	Washrooms	Days on the Market	List Price	Sold Price
5 October, 2016	504, 75 Emmett Ave	Condo	2	2	72	\$315K	\$305K
7 October, 2016	3 Bijou Walk	Townhouse	5	4	15	\$539K	\$546K
10 October, 2016	67 Nickle St	Detached	2	2	12	\$489K	\$525K
12 October, 2016	1906, 75 Emmett Ave	Condo	2	2	14	\$350K	\$375K
14 October, 2016	14 Mahoney Ave	Detached	2	2	8	\$500K	\$500K
15 October, 2016	714, 75 Emmett Ave	Condo	2	2	1	\$320K	\$323K
16 October, 2016	63 Nickle St	Detached	2	2	1	\$450K	\$445K
18 October, 2016	35 Brownville Ave	Detached	3	2	3	\$600K	\$660K
19 October, 2016	102 Brownville Ave	Detached	2	2	13	\$585K	\$580K
22 October, 2016	1014 Weston Rd W	Other	3	1	44	\$449K	\$435K
24 October, 2016	1403, 85 Emmett Ave	Condo	2	2	6	\$300K	\$325K
25 October, 2016	19 Goldwin Ave	Semi-Detached	3	2	7	\$488K	\$508K
	28 Sunnybrae Cres	Detached	3	1	12	\$590K	\$537K
28 October, 2016	16 Denarda St	Detached	3	1	1	\$499K	\$510K
2 November, 2016	701, 3559 Eglinton Ave	Condo	2	1	14	\$310K	\$310K
	2209, 75 Emmett Ave	Condo	3	2	5	\$399K	\$400K
10 November, 2016	81 Buttonwood Ave	Detached	4	3	8	\$599K	\$750K
11 November, 2016	14 Dennis Ave	Detached	3	2	9	\$700K	\$696K
	51 Mahoney Ave	Detached	3	2	5	\$499K	\$535K
13 November, 2016	27 Laxis Ave	Detached	2	1	10	\$400K	\$400K
22 November, 2016	1908, 85 Emmett Ave	Condo	1	1	6	\$270K	\$266K
26 November, 2016	22 Mahoney Ave	Detached	3	2	9	\$500K	\$570K
28 November, 2016	37 Craydon Ave	Detached	3	3	41	\$680K	\$640K
6 December, 2016	Ph12, 75 Emmett Ave	Condo	2	2	1	\$409K	\$400K
14 December, 2016	18 Sunnybrae Cres	Detached	3	2	15	\$769K	\$745K
	1106, 3559 Eglinton Ave W	Condo	2	1	37	\$318K	\$310K
15 December, 2016	9 Oxford Dr	Semi-Detached	3	3	9	\$539K	\$536K
	615, 75 Emmett Ave	Condo	3	2	6	\$260K	\$350K

Data

Month, Day, Year of Sold Date	Address1	Property Type	Bedrooms	Washrooms	Days on the Market	List Price	Sold Price
16 December, 2016	133 Brownville Ave	Detached	2	3	17	\$669K	\$669K
17 December, 2016	67 Bala Ave	Detached	2	2	18	\$609K	\$570K
29 December, 2016	13 Rutherford Ave	Detached	3	3	8	\$570K	\$550K
9 January, 2017	16 Denarda St	Detached	3	1	31	\$459K	\$450K
12 January, 2017	9 Emmett Ave	Detached	3	2	3	\$449K	\$440K
19 January, 2017	1907, 85 Emmett Ave	Condo	1	1	39	\$270K	\$250K
25 January, 2017	29 Craydon Ave	Detached	3	2	13	\$648K	\$645K
	29 Forest Point Dr	Detached	3	3	14	\$640K	\$630K
26 January, 2017	6 Nickle St	Detached	2	2	9	\$499K	\$509K
27 January, 2017	46 Bartonville Ave W	Detached	5	2	18	\$650K	\$646K
28 January, 2017	6 Locust St	Semi-Detached	4	3	3	\$560K	\$561K
2 February, 2017	29 Emmett Ave	Detached	4	3	79	\$679K	\$665K
3 February, 2017	1607, 85 Emmett Ave	Condo	1	1	49	\$260K	\$252K
12 February, 2017	201, 54 Sidney Belsey Cres	Townhouse	3	2	18	\$399K	\$390K
17 February, 2017	1506, 75 Emmett Ave	Condo	2	2	18	\$480K	\$480K
21 February, 2017	1239 Jane St	Detached	2	2	19	\$650K	\$637K
22 February, 2017	27 Brownville Ave	Detached	1	1	9	\$399K	\$468K
	212, 1530 Weston Rd	Townhouse	3	2	8	\$379K	\$450K
	1905, 75 Emmett Ave	Condo	3	2	7	\$429K	\$485K
24 February, 2017	710, 85 Emmett Dr	Condo	2	2	2	\$325K	\$335K
	#510, 3559 Eglinton Ave W	Condo	2	1	21	\$309K	\$310K
3 March, 2017	119 Guestville Ave	Detached	3	2	7	\$650K	\$715K
6 March, 2017	201, 74 Sidney Belsey Cres	Townhouse	3	2	26	\$399K	\$425K
	2004, 75 Emmett Ave	Condo	2	2	1	\$309K	\$387K
7 March, 2017	25 Nickle St	Detached	3	2	7	\$599K	\$585K
10 March, 2017	1344 Weston Rd	Detached	3	2	4	\$750K	\$700K
18 March, 2017	2512, 85 Emmett Ave	Condo	3	2	1	\$335K	\$330K
24 March, 2017	307, 58 Sidney Belsey Cres	Townhouse	3	3	10	\$480K	\$520K

Data

Month, Day, Year of Sold Date	Address1	Property Type	Bedrooms	Washrooms	Days on the Market	List Price	Sold Price
25 March, 2017	2A Birch Tree Cres	Detached	3	2	7	\$499K	\$570K
	101, 3559 Eglinton Ave	Condo	2	2	11	\$330K	\$324K
27 March, 2017	3 Tyrone Ave	Detached	2	2	7	\$500K	\$605K
28 March, 2017	1007, 85 Emmett Ave	Condo	1	1	15	\$249K	\$287K
4 April, 2017	1009, 75 Emmett Ave	Condo	3	2	8	\$349K	\$401K
5 April, 2017	63 Bala Ave	Detached	3	2	2	\$650K	\$650K
	1110, 3559 Eglinton Ave W	Condo	2	1	13	\$300K	\$310K
6 April, 2017	14 Nickle St	Detached	3	3	7	\$600K	\$645K
10 April, 2017	5 Oxford Dr	Detached	3	3	11	\$599K	\$637K
13 April, 2017	5 Cornell Ave	Detached	3	2	17	\$749K	\$700K
18 April, 2017	1229 Weston Rd	Other	4	5	24	\$700K	\$695K
19 April, 2017	6 Verona Ave	Detached	2	1	13	\$569K	\$532K
26 April, 2017	32 Victoria Blvd	Detached	2	2	8	\$499K	\$600K
2 May, 2017	12 Nickle St	Detached	2	3	13	\$499K	\$580K
	69 Craydon Ave	Detached	3	2	12	\$549K	\$660K
	1006, 75 Emmett Ave	Condo	2	2	9	\$380K	\$420K
3 May, 2017	101, 68 Sidney Belsey Cres	Townhouse	3	2	14	\$438K	\$446K
4 May, 2017	305, 66 Sidney Belsey Cres	Townhouse	3	2	15	\$470K	\$510K
5 May, 2017	56 Mount Dennis Dr	Townhouse	2	3	2	\$459K	\$482K
8 May, 2017	17 Birch Tree Cres	Detached	3	1	6	\$480K	\$583K
9 May, 2017	202, 60 Sidney Belsey Cres	Townhouse	3	2	17	\$460K	\$455K
12 May, 2017	1409, 3559 Eglinton Ave	Condo	3	2	3	\$399K	\$401K
14 May, 2017	48 Mahoney Ave	Detached	3	2	13	\$599K	\$645K
17 May, 2017	62 Lambton Ave	Detached	3	1	0	\$520K	\$750K
	406, 75 Emmett Ave	Condo	2	2	9	\$400K	\$455K
18 May, 2017	310, 3559 Eglinton Ave W	Condo	2	1	10	\$310K	\$313K
20 May, 2017	55 Nickle St	Detached	3	2	4	\$450K	\$450K
21 May, 2017	1210, 3559 Eglinton Ave W	Condo	2	1	2	\$299K	\$322K

Data

Month, Day, Year of Sold Date	Address1	Property Type	Bedrooms	Washrooms	Days on the Market	List Price	Sold Price
23 May, 2017	32 Brownville Ave	Detached	2	1	13	\$498K	\$607K
24 May, 2017	63 Nickle St	Detached	3	2	43	\$580K	\$560K
25 May, 2017	2506, 75 Emmett Ave	Condo	2	2	10	\$399K	\$415K
26 May, 2017	2409, 85 Emmett Ave	Condo	2	2	16	\$350K	\$355K
28 May, 2017	23 Victoria Blvd	Semi-Detached	3	2	5	\$500K	\$540K
1 June, 2017	37 Craydon Ave	Detached	3	3	22	\$490K	\$500K
2 June, 2017	12 Emmett Ave	Semi-Detached	2	2	24	\$569K	\$600K
4 June, 2017	35 Mount Dennis Dr	Townhouse	3	4	6	\$600K	\$583K
5 June, 2017	9 Emmett Ave	Detached	3	4	9	\$469K	\$645K
6 June, 2017	43 Rutherford Ave	Detached	2	2	3	\$500K	\$515K
7 June, 2017	903, 75 Emmett Ave	Condo	3	2	20	\$480K	\$478K
9 June, 2017	43 Craydon Ave	Detached	2	1	23	\$450K	\$365K
12 June, 2017	1601, 3559 Eglinton Ave W	Condo	2	1	18	\$330K	\$330K
14 June, 2017	21 Mahoney Ave	Detached	3	2	27	\$700K	\$678K
19 June, 2017	36 Mahoney Ave	Detached	2	2	6	\$600K	\$635K
21 June, 2017	201, 58 Sidney Belsey Cres	Townhouse	3	2	35	\$455K	\$437K
6 July, 2017	10 Verona Ave	Detached	2	1	10	\$565K	\$550K
	915, 75 Emmett Ave	Condo	3	2	55	\$486K	\$485K
8 July, 2017	1707, 85 Emmett Ave	Condo	1	1	18	\$297K	\$277K
17 July, 2017	14 Craydon Ave	Detached	2	3	7	\$600K	\$700K
18 July, 2017	1222 Weston Rd	Townhouse	3	3	8	\$499K	\$531K
20 July, 2017	204, 54 Sidney Belsey Cres	Townhouse	3	2	17	\$450K	\$447K
25 July, 2017	2302, 75 Emmett Ave	Condo	2	2	8	\$400K	\$460K
1 August, 2017	53 Forest Point Dr	Detached	3	3	5	\$798K	\$778K
3 August, 2017	1204, 3559 Eglinton Ave W	Condo	2	1	29	\$350K	\$350K
10 August, 2017	910, 3559 Eglinton Ave W	Condo	2	1	66	\$360K	\$327K
13 August, 2017	83 Brownville Ave	Detached	2	1	13	\$530K	\$523K
15 August, 2017	#1510, 3559 Eglinton Ave W	Condo	2	1	3	\$270K	\$300K

Data

Month, Day, Year of Sold Date	Address1	Property Type	Bedrooms	Washrooms	Days on the Market	List Price	Sold Price
21 August, 2017	52 Pioneer Ave	Townhouse	3	3	6	\$550K	\$535K
22 August, 2017	30, 111 Charlton Settlement Ave	Townhouse	3	3	29	\$566K	\$550K
25 August, 2017	34 Sunnybrae Cres	Detached	3	2	11	\$600K	\$665K
27 August, 2017	22 Somerville Ave	Detached	3	1	4	\$560K	\$658K
1 September, 2017	302, 74 Sidney Belsey Cres	Townhouse	3	3	14	\$489K	\$480K
5 September, 2017	112 Charlton Settlement Ave	Townhouse	3	4	14	\$500K	\$520K
21 September, 2017	36 Dennis Ave	Semi-Detached	3	2	10	\$649K	\$640K
25 September, 2017	15 Somerville Ave	Detached	3	3	19	\$699K	\$699K
26 September, 2017	1402, 75 Emmett Ave	Condo	2	2	8	\$400K	\$400K
5 October, 2017	2208, 75 Emmett Ave	Condo	2	2	7	\$400K	\$394K
10 October, 2017	508, 85 Emmett Ave	Condo	1	1	34	\$229K	\$220K
13 October, 2017	104, 68 Sidney Belsey Cres	Townhouse	3	2	15	\$453K	\$456K
	610, 75 Emmett Ave	Condo	2	2	2	\$498K	\$488K
15 October, 2017	15 Pearen St	Detached	3	2	5	\$650K	\$650K
	805, 85 Emmett Ave	Condo	1	1	38	\$229K	\$215K
18 October, 2017	9 Oxford Dr	Semi-Detached	3	3	48	\$565K	\$550K
19 October, 2017	206, 85 Emmett Ave	Condo	1	1	24	\$275K	\$276K
26 October, 2017	127 Brownville Ave	Detached	2	3	12	\$500K	\$515K
27 October, 2017	12 Ray Ave	Detached	2	2	59	\$588K	\$550K
	1182 Weston Rd	Semi-Detached	2	4	267	\$600K	\$495K
3 November, 2017	10 Hollis St	Detached	2	1	14	\$570K	\$560K
	1102, 85 Emmett Ave S	Condo	3	2	18	\$370K	\$350K
8 November, 2017	140 Brownville Ave	Detached	3	2	2	\$699K	\$699K
14 November, 2017	113 Brownville Ave	Detached	3	4	13	\$875K	\$870K
16 November, 2017	306, 74 Sidney Belsey Cres	Townhouse	3	3	24	\$500K	\$490K
	703, 75 Emmett Ave	Condo	3	2	82	\$440K	\$400K
20 November, 2017	37 Nickle St	Detached	3	2	54	\$625K	\$608K
22 November, 2017	811, 3559 Eglinton Ave W	Condo	3	2	2	\$399K	\$410K

Data

Month, Day, Year of Sold Date	Address1	Property Type	Bedrooms	Washrooms	Days on the Market	List Price	Sold Price
24 November, 2017	38 Nickle St	Detached	2	2	8	\$550K	\$556K
26 November, 2017	515, 75 Emmett Ave	Condo	3	2	3	\$385K	\$381K
28 November, 2017	59 Bartonville Ave	Detached	3	2	8	\$539K	\$605K
	409, 85 Emmett Ave	Condo	2	2	23	\$339K	\$330K
1 December, 2017	1206, 3559 Eglinton Ave W	Condo	2	1	19	\$390K	\$380K
5 December, 2017	1003, 85 Emmett Ave	Condo	2	2	3	\$299K	\$320K
6 December, 2017	15 York Ave	Detached	2	2	13	\$699K	\$670K
7 December, 2017	110 Lambton Ave	Detached	2	3	28	\$655K	\$638K
	701, 85 Emmett Ave	Condo	3	2	22	\$380K	\$372K
8 December, 2017	2510, 85 Emmett Ave	Condo	2	2	17	\$369K	\$360K
9 December, 2017	20 Somerville Ave	Detached	3	3	11	\$858K	\$836K
	608, 3559 Eglinton Ave W	Condo	2	1	4	\$370K	\$370K
10 December, 2017	145 Charlton Settlement Ave	Townhouse	3	3	6	\$500K	\$507K
13 December, 2017	30 Rutherford Ave	Detached	3	3	63	\$659K	\$624K
20 December, 2017	1906, 85 Emmett Ave	Condo	1	1	7	\$270K	\$265K
22 December, 2017	17 Pearen St	Detached	5	2	63	\$848K	\$825K
2 January, 2018	708, 85 Emmett Ave	Condo	1	1	35	\$320K	\$300K
20 January, 2018	39 River's Edge Dr	Townhouse	3	3	22	\$571K	\$580K
6 February, 2018	909, 85 Emmett Ave	Condo	2	2	50	\$333K	\$320K
22 February, 2018	805, 85 Emmett Ave	Condo	2	1	1	\$330K	\$334K
27 February, 2018	1103, 3559 Eglinton Ave W	Condo	2	1	54	\$389K	\$385K
15 March, 2018	1806, 75 Emmett Ave	Condo	2	2	43	\$420K	\$415K
16 March, 2018	104, 3559 Eglinton Ave W	Condo	3	2	14	\$432K	\$420K
	306, 3559 Eglinton Ave W	Condo	2	1	15	\$369K	\$365K
17 March, 2018	26 Mahoney Ave	Detached	3	1	23	\$550K	\$520K
26 March, 2018	605, 3559 Eglinton Ave W	Condo	2	1	7	\$355K	\$335K
	1011, 85 Emmett Ave	Condo	2	2	0	\$300K	\$300K
29 March, 2018	514, 75 Emmett Ave	Condo	2	2	44	\$539K	\$530K