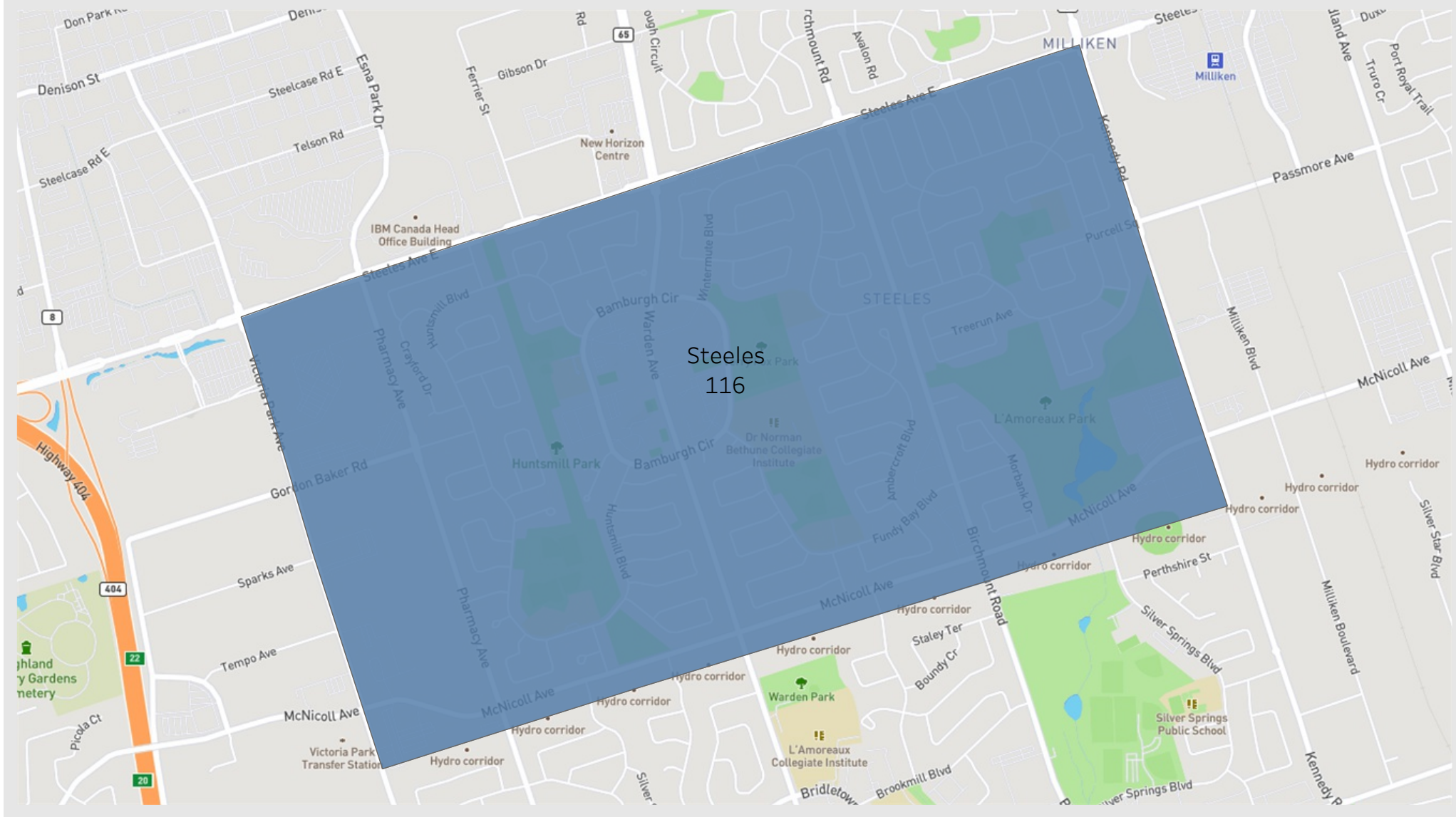
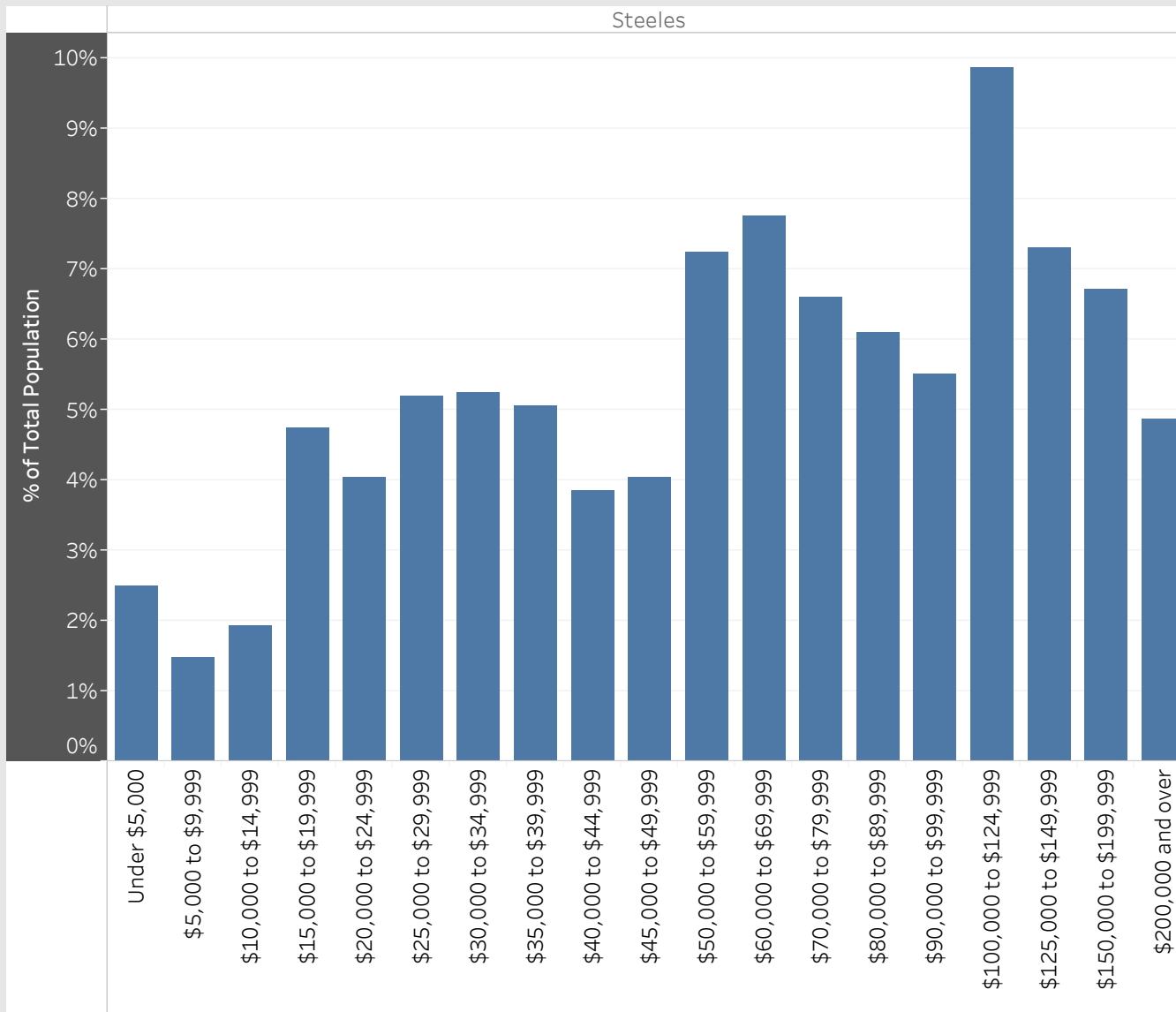


Steeles  
Neighbourhood Breakdown  
July 1st, 2015 - March 31st, 2018

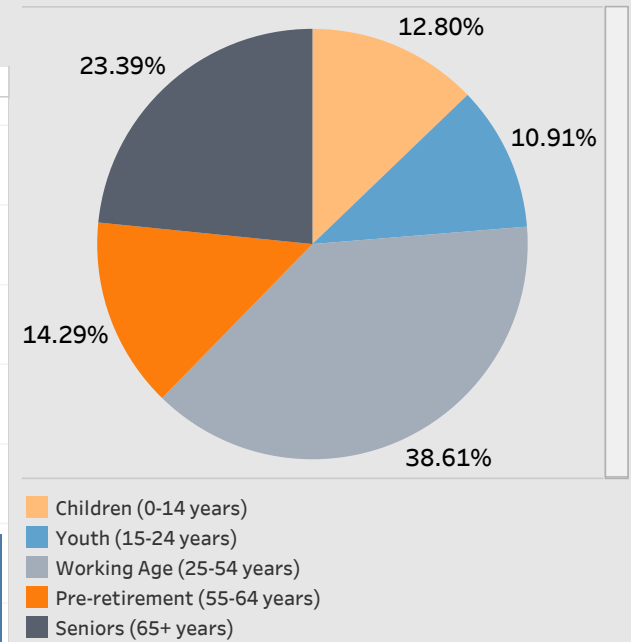


# 2016 StatsCan Data

## Household Income in Steeles



## Age

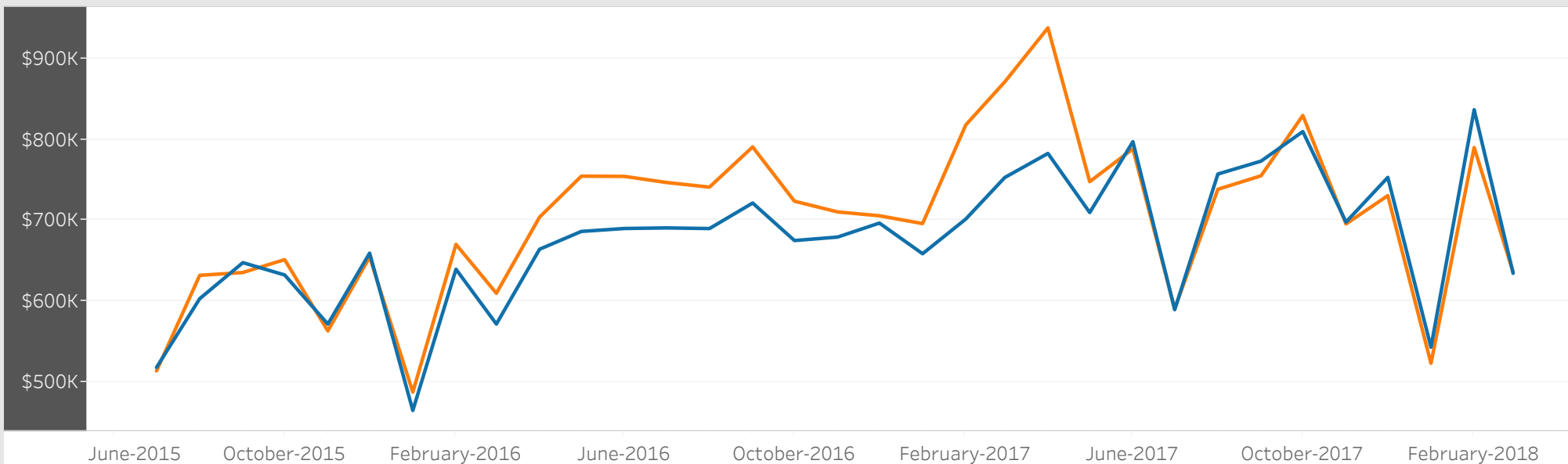


## Visible Minorities

Chinese	73.14%
Not a visible minority	9.06%
South Asian	6.43%
Black	2.45%
Filipino	2.45%
Arab	2.12%
Multiple visible minorities	1.81%
Southeast Asian	0.70%
Visible minority; n.i.e.	0.51%
Korean	0.49%
West Asian	0.45%
Japanese	0.25%
Latin American	0.12%

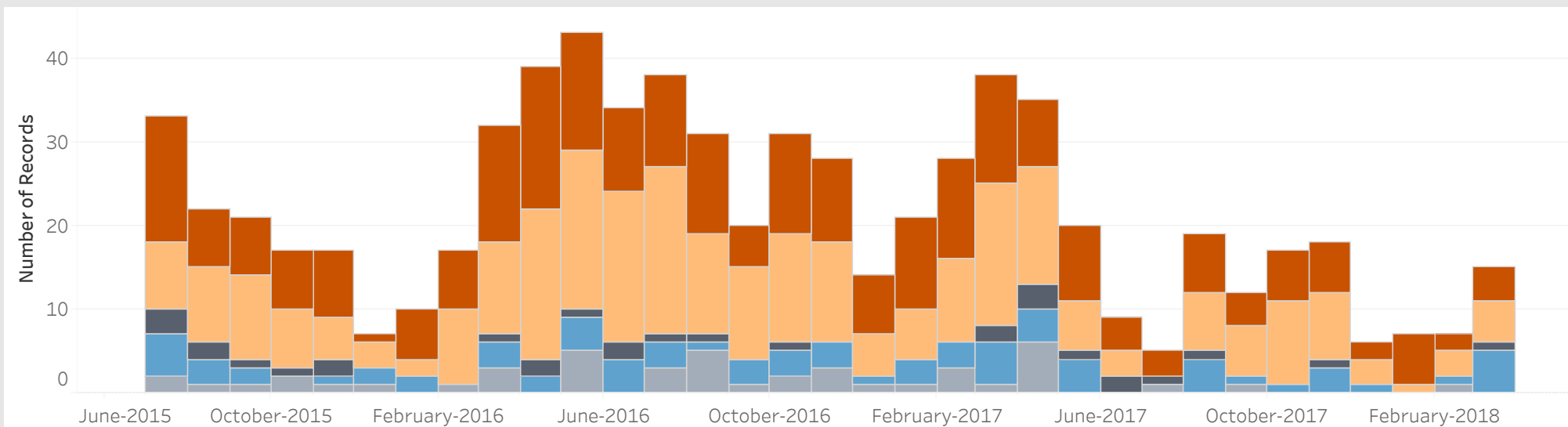
### Average Sold Price vs. Average Ask Price in Steeles

■ Avg. List Price    ■ Avg. Sold Price



### Properties Sold in Steeles by Month

■ Condo    ■ Detached    ■ Semi-Detached    ■ Townhouse    ■ Other



## Data

Month, Day, Year of Sold Date	Address1	Property Type	Bedrooms	Washrooms	Days on the Market	List Price	Sold Price
5 July, 2015	221, 1881 Mcnicoll Ave, Toronto	Townhouse	2	3	18	\$399K	\$397K
	2116, 75 Bamburgh Circle, Toronto	Condo	3	1	7	\$290K	\$289K
6 July, 2015	535, 25 Bamburgh Circle, Toronto	Condo	3	2	7	\$350K	\$355K
7 July, 2015	92 Coverdale Cres, Toronto	Detached	4	4	21	\$1,049K	\$1,039K
	#311, 275 Bamburgh Circle, Toronto	Condo	1	1	30	\$259K	\$250K
9 July, 2015	403, 175 Bamburgh Circle, Toronto	Condo	2	2	28	\$450K	\$435K
	526, 1883 Mcnicoll Ave, Toronto	Condo	2	2	16	\$288K	\$276K
12 July, 2015	20 Sandy Haven Dr, Toronto	Detached	3	3	20	\$649K	\$608K
	530, 1881 Mcnicoll Ave, Toronto	Townhouse	2	3	19	\$379K	\$378K
13 July, 2015	43 Pale Moon Cres, Toronto	Semi-Detached	3	3	20	\$659K	\$641K
	83 Elmfield Cres, Toronto	Detached	3	3	11	\$718K	\$845K
	91 Elmfield Cres, Toronto	Detached	3	3	12	\$899K	\$885K
	1507, 275 Bamburgh Circle, Toronto	Condo	1	2	25	\$348K	\$330K
14 July, 2015	612, 275 Bamburgh Circle, Toronto	Condo	1	1	6	\$263K	\$258K
	1112, 275 Bamburgh Circle, Toronto	Condo	1	1	23	\$262K	\$258K
16 July, 2015	89 Burnt Bark Dr, Toronto	Detached	3	4	36	\$830K	\$790K
	511, 225 Bamburgh Circle, Toronto	Condo	2	2	73	\$288K	\$283K
	1117, 1883 Mcnicoll Ave, Toronto	Condo	2	1	1	\$239K	\$235K
18 July, 2015	227, 1883 Mcnicoll Ave, Toronto	Condo	2	2	37	\$314K	\$275K
19 July, 2015	Ph4, 55 Bamburgh Circle, Toronto	Condo	3	2	9	\$379K	\$421K
20 July, 2015	101 Crayford Dr, Toronto	Semi-Detached	3	2	32	\$649K	\$658K
21 July, 2015	507, 1881 Mcnicoll Ave, Toronto	Townhouse	2	3	20	\$388K	\$388K
22 July, 2015	Ph02, 3088 Kennedy Rd, Toronto	Condo	2	2	15	\$225K	\$230K
24 July, 2015	17 Pale Moon Cres, Toronto	Detached	4	7	16	\$899K	\$865K
	210, 1881 Mcnicoll Ave, Toronto	Townhouse	2	3	19	\$418K	\$405K
	1001, 1883 Mcnicoll Ave, Toronto	Condo	2	2	4	\$303K	\$302K
26 July, 2015	21 Ambercroft Blvd, Toronto	Semi-Detached	3	2	4	\$638K	\$633K
	159 Sandyhook Sq, Toronto	Detached	3	4	19	\$805K	\$808K

## Data

Month, Day, Year of Sold Date	Address1	Property Type	Bedrooms	Washrooms	Days on the Market	List Price	Sold Price
27 July, 2015	23 Fawndale Cres, Toronto	Other	3	4	20	\$675K	\$660K
28 July, 2015	115 Ecclesfield Dr, Toronto	Townhouse	3	3	6	\$619K	\$611K
29 July, 2015	98 Belinda Sq, Toronto	Other	3	3	15	\$599K	\$675K
30 July, 2015	35 Shepton Way, Toronto	Detached	4	3	14	\$1,180K	\$1,083K
	1209, 255 Bamburgh Circle, Toronto	Condo	2	2	2	\$368K	\$370K
2 August, 2015	1006, 175 Bamburgh Circle, Toronto	Condo	2	1	25	\$269K	\$269K
4 August, 2015	74 Pale Moon Cres, Toronto	Other	3	3	12	\$699K	\$705K
5 August, 2015	121 Canongate Tr, Toronto	Detached	4	7	7	\$958K	\$1,050K
	2002, 55 Bamburgh Circle, Toronto	Condo	3	1	1	\$315K	\$310K
6 August, 2015	124 Sandyhook Sq, Toronto	Detached	3	4	2	\$689K	\$800K
7 August, 2015	85 Crayford Dr, Toronto	Semi-Detached	3	2	26	\$678K	\$630K
	111 Canongate Tr, Toronto	Detached	4	3	3	\$910K	\$985K
9 August, 2015	44 Lambeth Sq, Toronto	Detached	3	2	27	\$793K	\$815K
13 August, 2015	1105, 225 Bamburgh Circle, Toronto	Condo	2	2	9	\$320K	\$316K
14 August, 2015	1735, 25 Bamburgh Circle, Toronto	Condo	3	2	2	\$356K	\$352K
16 August, 2015	58 Holmbush Cres, Toronto	Detached	4	4	30	\$849K	\$890K
20 August, 2015	35 Huntsmill Blvd, Toronto	Detached	4	4	7	\$899K	\$939K
	505, 55 Bamburgh Circle, Toronto	Condo	3	1	41	\$309K	\$295K
21 August, 2015	59 Hawkshead Cres, Toronto	Semi-Detached	3	3	2	\$499K	\$619K
24 August, 2015	1815, 175 Bamburgh Circle, Toronto	Condo	2	2	4	\$438K	\$428K
25 August, 2015	1010, 1883 Mcnicoll Ave, Toronto	Condo	2	2	41	\$378K	\$363K
26 August, 2015	160 Huntsmill Blvd, Toronto	Townhouse	4	3	14	\$555K	\$601K
27 August, 2015	131 Burnt Bark Dr, Toronto	Detached	3	5	16	\$880K	\$850K
29 August, 2015	103 Ecclesfield Dr, Toronto	Townhouse	3	3	3	\$619K	\$617K
30 August, 2015	84 Longbow Sq, Toronto	Detached	4	4	10	\$749K	\$808K
31 August, 2015	84 Ambercroft Blvd, Toronto	Detached	3	4	7	\$699K	\$833K
	88, 24 Fundy Bay Blvd, Toronto	Townhouse	3	2	18	\$398K	\$420K
1 September, 2015	45 Longbow Sq, Toronto	Detached	3	3	44	\$808K	\$790K

## Data

Month, Day, Year of Sold Date	Address1	Property Type	Bedrooms	Washrooms	Days on the Market	List Price	Sold Price
1 September, 2015	173 Fundy Bay Blvd, Toronto	Detached	4	4	28	\$1,090K	\$1,000K
	610, 3088 Kennedy Rd, Toronto	Condo	2	2	2	\$235K	\$235K
2 September, 2015	357 Huntsmill Blvd, Toronto	Detached	4	4	9	\$840K	\$800K
8 September, 2015	97 Sandyhook Sq, Toronto	Other	3	3	9	\$649K	\$725K
10 September, 2015	7 Coverdale Cres, Toronto	Detached	4	4	14	\$1,188K	\$1,155K
	348 Huntsmill Blvd, Toronto	Detached	3	3	28	\$829K	\$815K
13 September, 2015	56 Inniscross Cres, Toronto	Detached	3	2	11	\$749K	\$700K
	98, 24 Fundy Bay Blvd, Toronto	Townhouse	3	2	44	\$410K	\$365K
	119 Ambercroft Blvd, Toronto	Detached	4	3	31	\$1,168K	\$1,068K
17 September, 2015	418 Huntsmill Blvd, Toronto	Detached	4	6	8	\$899K	\$970K
19 September, 2015	1213, 55 Bamburg Circle, Toronto	Condo	3	1	50	\$288K	\$280K
20 September, 2015	69 Chapel Park Sq, Toronto	Detached	3	4	4	\$765K	\$795K
	1612, 1883 Mcnicoll Ave, Toronto	Condo	2	1	2	\$239K	\$238K
	1924, 75 Bamburg Circle, Toronto	Condo	3	2	5	\$419K	\$410K
	#710, 1881 Mcnicoll Ave, Toronto	Townhouse	2	3	34	\$425K	\$418K
24 September, 2015	936, 25 Bamburg Circle, Toronto	Condo	3	2	3	\$329K	\$326K
25 September, 2015	45 Crayford Dr, Toronto	Semi-Detached	4	3	17	\$700K	\$708K
	72 Redheugh Cres, Toronto	Detached	4	5	19	\$768K	\$790K
29 September, 2015	507, 275 Bamburg Circle, Toronto	Condo	1	2	43	\$348K	\$325K
	518, 175 Bamburg Circle, Toronto	Condo	2	2	33	\$447K	\$425K
3 October, 2015	1730, 25 Bamburg Circle, Toronto	Condo	3	1	6	\$318K	\$308K
4 October, 2015	74 Longbow Sq, Toronto	Detached	4	3	21	\$799K	\$780K
	81 Chiefswood Sq, Toronto	Detached	5	3	13	\$900K	\$910K
8 October, 2015	88 Fawndale Cres, Toronto	Other	3	3	14	\$688K	\$681K
	625, 75 Bamburg Circle, Toronto	Condo	3	2	11	\$389K	\$382K
12 October, 2015	2 Hawkshead Cres, Toronto	Detached	3	4	39	\$769K	\$739K
	15 Redheugh Cres, Toronto	Semi-Detached	4	4	8	\$599K	\$658K
	47 Fawndale Cres, Toronto	Other	3	3	7	\$599K	\$671K

## Data

Month, Day, Year of Sold Date	Address1	Property Type	Bedrooms	Washrooms	Days on the Market	List Price	Sold Price
12 October, 2015	54 Huntsmill Blvd, Toronto	Detached	3	4	6	\$899K	\$882K
18 October, 2015	190 Shepton Way, Toronto	Detached	4	3	10	\$988K	\$1,053K
	507, 55 Bamburgh Circle, Toronto	Condo	3	2	8	\$339K	\$340K
19 October, 2015	35 Purcell Sq, Toronto	Detached	4	4	7	\$899K	\$1,132K
20 October, 2015	507, 225 Bamburgh Circle, Toronto	Condo	2	1	1	\$265K	\$265K
21 October, 2015	431, 25 Bamburgh Circle, Toronto	Condo	3	2	9	\$430K	\$422K
	Ph11, 175 Bamburgh Circle, Toronto	Condo	2	2	20	\$350K	\$328K
24 October, 2015	52 Triangle Villas Dr, Toronto	Detached	4	4	6	\$1,199K	\$1,210K
26 October, 2015	701, 1883 Mcnicoll Ave, Toronto	Condo	2	4	30	\$315K	\$307K
2 November, 2015	1904, 175 Bamburgh Circle, Toronto	Condo	2	2	29	\$468K	\$435K
4 November, 2015	1404, 225 Bamburgh Circle, Toronto	Condo	2	2	37	\$340K	\$328K
5 November, 2015	517, 1881 Mcnicoll Ave, Toronto	Townhouse	2	3	10	\$449K	\$439K
	1801, 175 Bamburgh Circle, Toronto	Condo	2	1	42	\$315K	\$289K
6 November, 2015	15 Belsay Crt, Toronto	Detached	3	4	15	\$719K	\$756K
	2008, 55 Bamburgh Circle, Toronto	Condo	3	2	17	\$326K	\$305K
7 November, 2015	17 Elmfield Cres, Toronto	Detached	4	4	23	\$1,099K	\$1,052K
10 November, 2015	215 Wintermute Blvd, Toronto	Detached	4	3	11	\$988K	\$970K
15 November, 2015	707, 275 Bamburgh Circle, Toronto	Condo	1	2	14	\$345K	\$325K
19 November, 2015	85 Wintermute Blvd, Toronto	Detached	4	4	70	\$899K	\$880K
21 November, 2015	623, 1883 Mcnicoll Ave, Toronto	Condo	2	2	7	\$309K	\$305K
23 November, 2015	29 Mossbrook Cres, Toronto	Semi-Detached	3	3	8	\$599K	\$625K
	101 Seagrave Cres, Toronto	Detached	4	4	7	\$698K	\$735K
30 November, 2015	4 Glencoyne Cres, Toronto	Semi-Detached	3	2	68	\$839K	\$775K
	23 Huntsmill Blvd, Toronto	Other	3	4	7	\$638K	\$675K
	805, 275 Bamburgh Circle, Toronto	Condo	1	1	4	\$270K	\$263K
	926, 75 Bamburgh Circle, Toronto	Condo	3	2	12	\$409K	\$409K
2 December, 2015	393 Huntsmill Blvd, Toronto	Detached	4	5	8	\$899K	\$906K
3 December, 2015	44, 24 Fundy Bay Blvd, Toronto	Townhouse	3	2	18	\$429K	\$425K

## Data

Month, Day, Year of Sold Date	Address1	Property Type	Bedrooms	Washrooms	Days on the Market	List Price	Sold Price
10 December, 2015	66 Fundy Bay Blvd, Toronto	Detached	6	3	23	\$780K	\$778K
11 December, 2015	22 Springhouse Sq, Toronto	Other	3	3	2	\$639K	\$645K
14 December, 2015	1419, 75 Bamburg Circle, Toronto	Condo	3	2	4	\$339K	\$331K
20 December, 2015	134 Canongate Tr, Toronto	Detached	4	5	6	\$1,099K	\$1,080K
29 December, 2015	551, 1881 Mcnicoll Ave, Toronto	Townhouse	2	3	33	\$429K	\$415K
6 January, 2016	69 Springhouse Sq, Toronto	Townhouse	4	4	23	\$579K	\$620K
13 January, 2016	1434, 25 Bamburg Circle, Toronto	Condo	3	1	3	\$288K	\$281K
	1824, 75 Bamburg Circle, Toronto	Condo	3	2	34	\$408K	\$393K
17 January, 2016	7 Montague Pl, Toronto	Detached	4	6	7	\$799K	\$900K
	2003, 255 Bamburg Circle, Toronto	Condo	2	2	3	\$450K	\$459K
18 January, 2016	45 Sharrowbay Crt, Toronto	Detached	3	3	7	\$619K	\$676K
28 January, 2016	18, 29 Fundy Bay Blvd	Townhouse	3	2	9	\$439K	\$462K
29 January, 2016	207, 55 Bamburg Circ	Condo	2	2	80	\$339K	\$335K
	909, 55 Bamburg Circ	Condo	3	2	1	\$420K	\$412K
	1114, 55 Bamburg Circ	Condo	2	2	16	\$300K	\$330K
1 February, 2016	75 Crayford Dr	Other	4	4	7	\$800K	\$845K
2 February, 2016	85 Canongate Tr	Detached	4	7	12	\$1,238K	\$1,230K
	1232, 25 Bamburg Circ	Condo	2	2	15	\$350K	\$341K
4 February, 2016	29 Lambeth Sq	Detached	4	2	7	\$889K	\$940K
5 February, 2016	46 River Grove Dr	Detached	3	3	2	\$598K	\$725K
10 February, 2016	31 Longbow Sq	Detached	4	3	4	\$700K	\$819K
11 February, 2016	704, 175 Bamburg Circ	Condo	2	2	21	\$440K	\$402K
	1908, 175 Bamburg Circ	Condo	2	2	1	\$409K	\$398K
12 February, 2016	41 Huntsmill Blvd	Detached	3	4	13	\$899K	\$864K
16 February, 2016	4 Belsay Crt	Detached	3	4	2	\$685K	\$732K
17 February, 2016	60 Sandy Haven Dr	Detached	3	4	14	\$588K	\$591K
19 February, 2016	613, 55 Bamburg Circ	Condo	1	1	3	\$289K	\$281K
20 February, 2016	Ph26, 75 Bamburg Circ	Condo	3	2	18	\$389K	\$425K



## Data

Month, Day, Year of Sold Date	Address1	Property Type	Bedrooms	Washrooms	Days on the Market	List Price	Sold Price
22 February, 2016	62 Tom Wells Cres	Detached	6	6	9	\$999K	\$1,258K
23 February, 2016	57 Morbank Dr	Detached	4	4	13	\$1,100K	\$1,055K
	Ph08, 3088 Kennedy Rd	Condo	2	2	36	\$228K	\$222K
26 February, 2016	1810, 275 Bamburgh Circ	Condo	1	1	14	\$265K	\$262K
1 March, 2016	410, 175 Bamburgh Circ	Condo	2	2	28	\$399K	\$374K
4 March, 2016	201, 275 Bamburgh Circ	Condo	2	2	13	\$309K	\$289K
	1025, 1883 Mcnicoll Ave	Condo	1	1	17	\$266K	\$251K
6 March, 2016	11 Lambeth Sq	Detached	4	2	2	\$959K	\$957K
	1404, 225 Bamburgh Circ	Condo	2	2	41	\$349K	\$339K
8 March, 2016	47 Crayford Dr	Semi-Detached	3	3	6	\$599K	\$860K
	149 Fundy Bay Blvd	Detached	4	4	22	\$1,100K	\$1,100K
	306, 225 Bamburgh Circ	Condo	2	2	25	\$339K	\$328K
10 March, 2016	105 Fawndale Cres	Other	3	4	11	\$689K	\$700K
	303, 3088 Kennedy Rd	Condo	2	2	79	\$294K	\$288K
12 March, 2016	46 Sharrowbay Crt	Detached	3	3	4	\$660K	\$700K
13 March, 2016	43 Sandy Haven Dr	Other	3	3	4	\$659K	\$648K
14 March, 2016	1017, 175 Bamburgh Circ	Condo	2	2	6	\$319K	\$359K
15 March, 2016	18 Triangle Villas Dr	Detached	4	3	10	\$788K	\$928K
	512, 3088 Kennedy Rd	Condo	2	2	31	\$222K	\$218K
16 March, 2016	1035, 25 Bamburgh Circ	Condo	2	2	9	\$370K	\$356K
17 March, 2016	37 Wintermute Blvd	Detached	4	3	7	\$998K	\$1,100K
	602, 225 Bamburgh Circ	Condo	2	2	38	\$300K	\$299K
19 March, 2016	1821, 75 Bamburgh Circ	Condo	2	2	3	\$415K	\$413K
	1919, 75 Bamburgh Circ	Condo	2	2	14	\$360K	\$335K
	2203, 255 Bamburgh Circ	Condo	2	2	14	\$460K	\$500K
23 March, 2016	62 Sandy Haven Dr	Other	3	3	6	\$598K	\$618K
	119, 24 Fundy Bay Blvd	Townhouse	3	2	7	\$400K	\$512K
24 March, 2016	51 Longbow Sq	Detached	4	4	9	\$839K	\$868K

## Data

Month, Day, Year of Sold Date	Address1	Property Type	Bedrooms	Washrooms	Days on the Market	List Price	Sold Price
24 March, 2016	621, 1881 Mcnicoll Ave	Townhouse	3	3	8	\$399K	\$432K
25 March, 2016	48 Birdwood Crt	Detached	4	4	4	\$799K	\$943K
	114 Burnt Bark Dr	Detached	4	4	7	\$859K	\$928K
28 March, 2016	66 Purcell Sq	Detached	4	4	7	\$1,180K	\$1,310K
29 March, 2016	57 Carl Cres	Detached	4	3	7	\$789K	\$912K
30 March, 2016	15 Huntsmill Blvd	Detached	3	4	7	\$638K	\$755K
	1108, 3088 Kennedy Rd	Condo	2	2	16	\$225K	\$215K
31 March, 2016	104 Hawkshead Cres	Townhouse	3	3	27	\$699K	\$665K
1 April, 2016	136 Ambercroft Blvd	Detached	4	5	2	\$998K	\$1,177K
	717, 1883 Mcnicoll Ave	Condo	1	1	52	\$260K	\$250K
2 April, 2016	75 Burnt Bark Dr	Detached	4	4	10	\$968K	\$980K
3 April, 2016	2033, 25 Bamburgh Circ	Condo	3	2	5	\$489K	\$480K
4 April, 2016	4 Sanwood Blvd	Detached	4	5	2	\$1,298K	\$1,223K
	21 Ivy Bush Ave	Detached	4	4	9	\$880K	\$1,109K
	24 Morbank Dr	Detached	4	4	6	\$970K	\$980K
	1518, 75 Bamburgh Circ	Condo	3	2	14	\$388K	\$430K
6 April, 2016	52 Wintermute Blvd	Detached	4	5	12	\$998K	\$1,100K
	138 Frank Rivers Dr	Detached	4	5	21	\$1,088K	\$1,036K
	509, 275 Bamburgh Circ	Condo	2	2	26	\$369K	\$350K
7 April, 2016	1 Canongate Tr	Detached	5	5	16	\$1,268K	\$1,232K
8 April, 2016	130, 25 Bamburgh Circ	Condo	1	1	21	\$255K	\$248K
	831, 25 Bamburgh Circ	Condo	2	2	23	\$409K	\$408K
9 April, 2016	34 Mossbrook Cres	Semi-Detached	3	3	2	\$638K	\$745K
	40 Ockwell Manor Dr	Detached	4	4	9	\$900K	\$1,125K
10 April, 2016	212, 55 Bamburgh Circ	Condo	3	2	86	\$379K	\$367K
11 April, 2016	Ph04, 175 Bamburgh Circ	Condo	2	2	12	\$449K	\$446K
13 April, 2016	39 Shepton Way	Detached	4	5	8	\$999K	\$1,200K
16 April, 2016	43 River Grove Dr	Detached	3	4	4	\$659K	\$758K

## Data

Month, Day, Year of Sold Date	Address1	Property Type	Bedrooms	Washrooms	Days on the Market	List Price	Sold Price
16 April, 2016	403, 255 Bamburgh Circ	Condo	2	2	42	\$470K	\$465K
	609, 255 Bamburgh Circ	Condo	1	2	19	\$439K	\$420K
	1518, 1883 Mcnicoll Ave	Condo	2	2	23	\$368K	\$357K
17 April, 2016	18 Lapworth Cres	Detached	4	5	9	\$990K	\$1,190K
19 April, 2016	607, 1883 Mcnicoll Ave	Condo	2	2	4	\$323K	\$323K
20 April, 2016	718, 1881 Mcnicoll Ave	Townhouse	3	3	1	\$439K	\$442K
	805A, 275 Bamburgh Circ	Condo	1	1	1	\$269K	\$265K
23 April, 2016	87, 29 Fundy Bay Blvd	Townhouse	3	2	11	\$549K	\$540K
25 April, 2016	81 Longbow Sq	Detached	3	4	7	\$820K	\$940K
	102 Redheugh Cres	Detached	4	4	4	\$1,038K	\$1,000K
26 April, 2016	47 Pale Moon Cres	Semi-Detached	3	4	9	\$700K	\$641K
	701, 225 Bamburgh Circ	Condo	2	2	5	\$338K	\$350K
27 April, 2016	28 Longbow Sq	Detached	4	4	6	\$900K	\$1,007K
	44 Sandyhook Sq	Detached	3	4	7	\$800K	\$928K
	836, 25 Bamburgh Circ	Condo	2	2	0	\$328K	\$328K
28 April, 2016	334 Huntsmill Blvd	Detached	3	3	7	\$699K	\$871K
	1231, 25 Bamburgh Circ	Condo	2	2	15	\$419K	\$420K
30 April, 2016	114 Fawndale Cres	Detached	4	4	10	\$1,050K	\$1,025K
	1715, 75 Bamburgh Circ	Condo	2	2	2	\$293K	\$288K
1 May, 2016	106 Belinda Sq	Other	3	3	7	\$719K	\$822K
	623, 75 Bamburgh Circ	Condo	3	2	9	\$469K	\$458K
2 May, 2016	78 Sanwood Blvd	Detached	4	6	0	\$1,238K	\$1,420K
3 May, 2016	50 Tom Wells Cres	Detached	5	6	7	\$999K	\$1,328K
	87 Sandy Haven Dr	Other	3	3	6	\$625K	\$818K
4 May, 2016	6 Relroy Crt	Detached	4	3	16	\$999K	\$985K
	6 Springhouse Sq	Semi-Detached	3	4	5	\$599K	\$750K
5 May, 2016	147 Purcell Sq	Detached	4	5	8	\$1,199K	\$1,438K
	529, 1881 Mcnicoll Ave	Townhouse	2	2	6	\$344K	\$380K

## Data

Month, Day, Year of Sold Date	Address1	Property Type	Bedrooms	Washrooms	Days on the Market	List Price	Sold Price
6 May, 2016	306, 225 Bamburgh Circ	Condo	2	2	34	\$339K	\$328K
	310, 1883 Mcnicoll Ave	Condo	3	2	11	\$390K	\$390K
8 May, 2016	115, 1881 Mcnicoll Ave	Townhouse	3	3	4	\$389K	\$450K
9 May, 2016	92 Burnt Bark Dr	Detached	6	3	1	\$699K	\$822K
	299 Huntsmill Blvd	Detached	4	3	11	\$1,128K	\$1,125K
	651, 1881 Mcnicoll Ave	Townhouse	3	3	11	\$429K	\$434K
	1006, 3088 Kennedy Rd	Condo	1	1	32	\$185K	\$172K
11 May, 2016	20 Belinda Sq	Detached	3	3	8	\$890K	\$870K
	108 Sandyhook Sq	Other	3	3	13	\$800K	\$798K
12 May, 2016	12 Sunbird Cres	Detached	4	4	23	\$1,158K	\$1,122K
	50 Eagleview Cres	Detached	4	3	7	\$700K	\$848K
	Ph07, 225 Bamburgh Circ	Condo	1	1	12	\$279K	\$279K
13 May, 2016	1903, 55 Bamburgh Circ	Condo	3	2	4	\$428K	\$446K
15 May, 2016	59 Sandy Haven Dr	Other	3	4	4	\$635K	\$728K
	72 River Grove Dr	Detached	3	3	3	\$699K	\$805K
17 May, 2016	31 Tom Wells Cres	Detached	4	6	4	\$999K	\$1,280K
	50 Lambeth Sq	Detached	4	2	0	\$1,138K	\$1,134K
	139 Canongate Tr	Detached	4	5	10	\$1,069K	\$1,322K
18 May, 2016	32 Morbank Dr	Detached	4	5	17	\$1,300K	\$1,255K
	162 Huntsmill Blvd	Townhouse	3	3	7	\$618K	\$713K
	211, 3088 Kennedy Rd	Condo	2	2	55	\$199K	\$199K
	312, 3088 Kennedy Rd	Condo	2	2	126	\$218K	\$210K
	1526, 75 Bamburgh Circ	Condo	3	1	13	\$429K	\$423K
19 May, 2016	1115, 3088 Kennedy Rd	Condo	1	1	47	\$188K	\$183K
20 May, 2016	182 Wintermute Blvd	Detached	4	4	8	\$1,090K	\$1,090K
21 May, 2016	108 New Forest Sq	Detached	5	6	10	\$970K	\$1,050K
22 May, 2016	21 Jordanroch Crt	Detached	3	4	3	\$649K	\$768K
24 May, 2016	202, 225 Bamburgh Circ	Condo	2	2	14	\$299K	\$295K

## Data

Month, Day, Year of Sold Date	Address1	Property Type	Bedrooms	Washrooms	Days on the Market	List Price	Sold Price
25 May, 2016	86 Sanwood Blvd	Detached	4	6	4	\$1,238K	\$1,500K
26 May, 2016	503, 1883 Mcnicoll Ave	Condo	2	2	9	\$340K	\$338K
	611, 275 Bamburgh Circ	Condo	1	1	33	\$279K	\$269K
27 May, 2016	15 Chiefswood Sq	Detached	4	4	44	\$939K	\$1,080K
30 May, 2016	79 Crayford Dr	Other	4	2	15	\$800K	\$880K
	1939, 25 Bamburgh Circ	Condo	3	2	21	\$398K	\$438K
1 June, 2016	132 Sandyhook Sq	Detached	3	4	16	\$800K	\$925K
2 June, 2016	532, 25 Bamburgh Circ	Condo	2	2	8	\$399K	\$370K
3 June, 2016	67, 24 Fundy Bay Blvd	Townhouse	3	2	16	\$548K	\$531K
4 June, 2016	209 Fundy Bay Blvd	Detached	3	3	2	\$639K	\$825K
7 June, 2016	84 Inniscross Cres	Detached	4	4	6	\$999K	\$1,080K
9 June, 2016	26 Longbow Sq	Detached	4	5	7	\$988K	\$1,156K
	45 Lambeth Sq	Detached	4	3	22	\$1,200K	\$1,222K
10 June, 2016	82, 24 Fundy Bay Blvd	Townhouse	3	2	1	\$503K	\$530K
13 June, 2016	37 Sharrowbay Crt	Detached	3	3	6	\$759K	\$837K
	63 Carl Cres	Detached	4	5	2	\$789K	\$910K
	1609, 255 Bamburgh Circ	Condo	2	2	7	\$470K	\$475K
15 June, 2016	258 Huntsmill Blvd	Detached	4	4	6	\$800K	\$830K
	327 Huntsmill Blvd	Detached	3	2	6	\$899K	\$934K
	609, 55 Bamburgh Circ	Condo	3	2	20	\$426K	\$415K
	Ph22, 75 Bamburgh Circ	Condo	2	2	64	\$339K	\$332K
16 June, 2016	27 Elmfield Cres	Detached	3	4	6	\$799K	\$1,080K
	610, 275 Bamburgh Circ	Condo	1	1	8	\$279K	\$265K
17 June, 2016	27 Treerun Ave	Detached	3	4	5	\$1,068K	\$1,060K
	1802, 225 Bamburgh Circ	Condo	2	2	3	\$339K	\$360K
20 June, 2016	47 Shepton Way	Detached	4	5	27	\$1,068K	\$1,360K
	115 New Forest Sq	Detached	4	5	9	\$1,060K	\$1,150K
21 June, 2016	68 Fundy Bay Blvd N	Semi-Detached	3	3	7	\$699K	\$848K

## Data

Month, Day, Year of Sold Date	Address1	Property Type	Bedrooms	Washrooms	Days on the Market	List Price	Sold Price
21 June, 2016	801, 175 Bamburgh Circ	Condo	1	1	15	\$299K	\$295K
22 June, 2016	617, 1881 Mcnicoll Ave	Townhouse	3	3	7	\$380K	\$435K
24 June, 2016	3 Eagleview Cres	Detached	3	3	7	\$699K	\$765K
	58 New Forest Sq	Detached	4	6	7	\$1,058K	\$1,222K
	104, 225 Bamburgh Circ	Condo	2	2	9	\$300K	\$281K
	177 Huntsmill Blvd	Detached	4	4	16	\$998K	\$890K
25 June, 2016	99 Springhouse Sq	Townhouse	4	2	3	\$658K	\$700K
26 June, 2016	301, 55 Bamburgh Circ	Condo	2	2	18	\$329K	\$318K
28 June, 2016	211, 55 Bamburgh Circ	Condo	2	2	32	\$339K	\$334K
29 June, 2016	18 Purcell Sq	Detached	4	4	8	\$1,199K	\$1,430K
	61 Hawkshead Cres	Semi-Detached	3	3	7	\$670K	\$723K
	157 Frank Rivers Dr	Detached	3	3	7	\$649K	\$755K
3 July, 2016	94 Ecclesfield Dr	Other	3	3	1	\$699K	\$801K
5 July, 2016	1203, 1883 Mcnicoll Ave	Condo	2	2	6	\$349K	\$347K
6 July, 2016	1828, 75 Bamburgh Circ	Condo	2	2	22	\$399K	\$388K
7 July, 2016	655, 1881 Mcnicoll Ave	Townhouse	3	3	20	\$449K	\$438K
8 July, 2016	15 Sandy Haven Dr	Other	3	4	32	\$699K	\$681K
9 July, 2016	31 Sharrowbay Crt	Detached	3	3	24	\$699K	\$693K
	46 Tom Wells Cres	Detached	4	6	4	\$999K	\$1,300K
	106 Frank Rivers Dr	Detached	3	3	15	\$750K	\$746K
11 July, 2016	41 Chapel Park Sq	Detached	3	5	5	\$1,099K	\$1,080K
	51 River Grove Dr	Detached	3	3	19	\$750K	\$800K
12 July, 2016	3 Eagle Point Rd	Detached	3	3	4	\$650K	\$800K
	19 Ambercroft Blvd	Semi-Detached	3	2	6	\$599K	\$736K
	61 Triangle Villas Dr	Detached	4	4	0	\$1,189K	\$1,394K
	71 Ecclesfield Dr	Townhouse	4	3	11	\$599K	\$638K
13 July, 2016	1 Purcell Sq	Detached	4	6	7	\$1,088K	\$1,313K
	34 Elmfield Cres	Detached	3	4	19	\$1,089K	\$1,080K

## Data

Month, Day, Year of Sold Date	Address1	Property Type	Bedrooms	Washrooms	Days on the Market	List Price	Sold Price
13 July, 2016	138 Frank Rivers Dr	Detached	4	5	16	\$988K	\$1,160K
14 July, 2016	20 Lesskim Crt	Detached	4	3	23	\$799K	\$855K
	1429, 25 Bamburgh Circ	Condo	2	2	17	\$329K	\$329K
	1826, 75 Bamburgh Circ	Condo	3	2	28	\$459K	\$455K
15 July, 2016	69 Coverdale Cres	Detached	3	3	21	\$1,086K	\$1,029K
	90 Seagrave Cres	Detached	4	4	3	\$735K	\$840K
	177 Frank Rivers Dr	Detached	4	4	6	\$699K	\$825K
	406, 55 Bamburgh Circ	Condo	1	1	17	\$289K	\$279K
16 July, 2016	139, 24 Fundy Bay Blvd	Townhouse	3	2	14	\$519K	\$514K
	610, 55 Bamburgh Circ	Condo	2	2	3	\$389K	\$376K
18 July, 2016	49 Jordanroch Crt	Detached	2	3	9	\$649K	\$728K
	Ph15, 1038 Mcnicoll Ave	Other	1	1	237	\$300K	\$300K
21 July, 2016	1210, 275 Bamburgh Circ	Condo	1	1	3	\$269K	\$265K
	Ph21, 75 Bamburgh Circ	Condo	2	2	12	\$428K	\$428K
22 July, 2016	165 Wintermute Blvd	Detached	4	4	39	\$1,138K	\$1,100K
24 July, 2016	722, 75 Bamburgh Circ	Condo	2	2	9	\$329K	\$331K
25 July, 2016	57 Chiefswood Sq	Detached	4	4	12	\$1,087K	\$1,260K
	108, 275 Bamburgh Circ	Condo	2	2	35	\$381K	\$381K
28 July, 2016	32 New Forest Sq	Detached	3	3	8	\$749K	\$1,011K
29 July, 2016	27 Sanwood Blvd	Detached	4	4	31	\$1,058K	\$1,250K
	1026, 1883 Mcnicoll Ave	Condo	2	2	15	\$309K	\$315K
30 July, 2016	46 Wintermute Blvd	Detached	4	4	22	\$1,138K	\$1,108K
2 August, 2016	37 Chapel Park Sq	Detached	4	6	7	\$799K	\$1,070K
	82 Redheugh Cres	Detached	4	3	15	\$949K	\$939K
3 August, 2016	22 Mossbrook Cres	Other	3	4	12	\$699K	\$823K
	72 Holmbush Cres	Detached	4	4	4	\$1,108K	\$1,083K
	1029, 25 Bamburgh Circ	Condo	2	2	13	\$338K	\$329K
4 August, 2016	92 Frank Rivers Dr	Detached	3	4	12	\$700K	\$820K

## Data

Month, Day, Year of Sold Date	Address1	Property Type	Bedrooms	Washrooms	Days on the Market	List Price	Sold Price
4 August, 2016	112 Wintermute Blvd	Detached	4	4	9	\$1,000K	\$1,189K
	1108, 55 Bamburgh Circ	Condo	2	2	57	\$330K	\$320K
5 August, 2016	1908, 175 Bamburgh Circ	Condo	2	2	22	\$439K	\$427K
7 August, 2016	100 Crayford Dr	Semi-Detached	3	2	25	\$789K	\$770K
	233, 25 Bamburgh Circ	Condo	3	2	39	\$509K	\$489K
9 August, 2016	203, 275 Bamburgh Circ	Condo	2	2	12	\$369K	\$360K
11 August, 2016	910, 175 Bamburgh Circ	Condo	2	2	13	\$429K	\$440K
14 August, 2016	46 Hood Cres	Other	3	3	5	\$788K	\$895K
16 August, 2016	59 New Forest Sq	Detached	5	5	14	\$899K	\$1,201K
17 August, 2016	25 Sandyhook Sq	Detached	3	3	9	\$699K	\$838K
	1135, 25 Bamburgh Circ	Condo	2	2	7	\$388K	\$379K
18 August, 2016	100 Pale Moon Cres	Other	3	2	7	\$650K	\$770K
	1239, 25 Bamburgh Circ	Condo	3	2	13	\$450K	\$449K
	1712, 225 Bamburgh Circ	Condo	1	1	14	\$298K	\$296K
19 August, 2016	33 Belinda Sq	Other	3	3	0	\$688K	\$818K
22 August, 2016	40 Burnt Bark Dr	Detached	3	4	39	\$1,088K	\$1,065K
	72 Sandy Haven Dr	Other	3	4	12	\$650K	\$730K
	911, 225 Bamburgh Circ	Condo	2	2	8	\$348K	\$365K
	1831, 25 Bamburgh Circ	Condo	2	2	17	\$478K	\$480K
24 August, 2016	42 Lapworth Cres	Detached	4	4	6	\$1,080K	\$1,270K
	534, 25 Bamburgh Circ	Condo	1	1	15	\$276K	\$272K
29 August, 2016	72 Crayford Dr	Townhouse	3	2	11	\$625K	\$630K
30 August, 2016	10 Relroy Crt	Detached	4	4	14	\$1,260K	\$1,270K
31 August, 2016	26 Ellenhall Sq	Detached	4	3	47	\$1,065K	\$1,030K
	216 Wintermute Blvd	Detached	4	5	13	\$1,189K	\$1,152K
1 September, 2016	60 Carl Cres	Detached	4	4	8	\$899K	\$1,010K
2 September, 2016	542, 25 Bamburgh Circ	Condo	2	2	29	\$368K	\$376K
6 September, 2016	103, 1881 Mccnicoll Ave	Townhouse	4	3	19	\$458K	\$469K



## Data

Month, Day, Year of Sold Date	Address1	Property Type	Bedrooms	Washrooms	Days on the Market	List Price	Sold Price
8 September, 2016	84 New Forest Sq	Detached	3	4	8	\$998K	\$1,150K
	1817, 175 Bamburgh Circ	Condo	2	2	2	\$398K	\$420K
9 September, 2016	3 Sandyhook Sq	Detached	4	4	3	\$1,088K	\$1,260K
	515, 1881 Mcnicoll Ave	Townhouse	2	3	20	\$450K	\$443K
11 September, 2016	74 Burnt Bark Dr	Detached	4	4	10	\$1,050K	\$1,100K
	560, 1881 Mcnicoll Ave	Townhouse	3	3	4	\$439K	\$475K
12 September, 2016	121 Sandyhook Sq	Detached	3	3	10	\$899K	\$955K
13 September, 2016	8 Sharrowbay Crt	Detached	3	3	26	\$789K	\$789K
	38 Sandyhook Sq	Other	3	3	7	\$700K	\$838K
	710, 225 Bamburgh Circ	Condo	2	2	7	\$360K	\$363K
14 September, 2016	113 Sanwood Blvd	Detached	4	4	20	\$1,180K	\$1,328K
16 September, 2016	24 Sandyhook Sq	Detached	3	4	10	\$799K	\$898K
	801, 225 Bamburgh Circ	Condo	2	2	8	\$355K	\$381K
20 September, 2016	727, 75 Bamburgh Circ	Condo	1	1	35	\$358K	\$350K
26 September, 2016	4 Chiefswood Sq	Detached	4	4	10	\$1,098K	\$1,275K
29 September, 2016	39 Chapel Park Sq	Detached	3	6	8	\$859K	\$1,060K
	116 Wintermute Blvd	Detached	3	3	7	\$879K	\$875K
2 October, 2016	1106, 275 Bamburgh Circ	Condo	2	2	5	\$356K	\$381K
3 October, 2016	18 Glencoyne Cres	Townhouse	3	3	17	\$650K	\$640K
	611, 3088 Kennedy Rd	Condo	2	2	13	\$230K	\$224K
6 October, 2016	103 Hawkshead Cres	Semi-Detached	3	3	6	\$689K	\$765K
	432, 25 Bamburgh Circ	Condo	2	2	21	\$398K	\$385K
	1807, 225 Bamburgh Circ	Condo	1	1	18	\$293K	\$293K
11 October, 2016	2 Crayford Dr	Detached	4	5	14	\$1,088K	\$1,250K
12 October, 2016	27 Holmbush Cres	Detached	3	4	8	\$999K	\$1,070K
	1133, 25 Bamburgh Circ	Condo	3	2	44	\$459K	\$440K
14 October, 2016	19 Burnt Bark Dr	Detached	4	4	8	\$899K	\$1,045K
	22 Holmbush Cres	Detached	4	3	6	\$999K	\$945K

## Data

Month, Day, Year of Sold Date	Address1	Property Type	Bedrooms	Washrooms	Days on the Market	List Price	Sold Price
14 October, 2016	43, 29 Fundy Bay Blvd	Townhouse	3	2	16	\$529K	\$518K
	82 Coverdale Cres	Detached	4	3	7	\$1,049K	\$1,170K
17 October, 2016	9 Sandy Haven Dr	Detached	3	3	5	\$599K	\$683K
18 October, 2016	14 Fawndale Cres	Other	3	3	15	\$749K	\$779K
	38 Wintermute Blvd	Detached	4	4	12	\$1,000K	\$1,260K
	82 New Forest Sq	Detached	5	5	28	\$1,399K	\$1,390K
	505A, 275 Bamburgh Circ	Condo	1	1	16	\$289K	\$291K
19 October, 2016	216 Huntsmill Blvd	Detached	4	4	7	\$925K	\$939K
	324 Huntsmill Blvd	Detached	4	3	7	\$999K	\$1,056K
	709, 275 Bamburgh Circ	Condo	2	2	14	\$360K	\$360K
20 October, 2016	28 Elmartin Dr	Detached	4	3	7	\$1,000K	\$1,180K
	1124, 75 Bamburgh Circ	Condo	2	2	12	\$400K	\$394K
22 October, 2016	61 Glencoyne Cres	Townhouse	4	2	13	\$549K	\$627K
	#1128, 75 Bamburgh Circ	Condo	2	2	3	\$389K	\$388K
23 October, 2016	9 Kelvin Grove Ave	Detached	4	6	5	\$1,288K	\$1,511K
24 October, 2016	1113, 175 Bamburgh Circ	Condo	1	2	97	\$299K	\$295K
25 October, 2016	2028, 75 Bamburgh Circ	Condo	2	2	10	\$396K	\$381K
26 October, 2016	635, 25 Bamburgh Circ	Condo	2	2	30	\$378K	\$368K
27 October, 2016	80 Seagrave Cres	Detached	3	4	7	\$629K	\$800K
29 October, 2016	46 Sandy Haven Dr	Other	3	3	17	\$630K	\$599K
1 November, 2016	1 Sharrowbay Crt	Detached	4	4	12	\$1,100K	\$1,200K
	20 Sylvestre Sq	Detached	3	4	11	\$768K	\$873K
	135 Wintermute Blvd	Detached	4	3	11	\$999K	\$1,004K
	1022, 75 Bamburgh Circ	Condo	2	2	11	\$388K	\$378K
4 November, 2016	8, 29 Fundy Bay Blvd	Townhouse	3	2	30	\$525K	\$522K
6 November, 2016	98 Belinda Sq	Other	3	4	2	\$869K	\$855K
	807, 55 Bamburgh Circ	Condo	2	2	2	\$395K	\$395K
	1236, 25 Bamburgh Circ	Condo	1	2	9	\$319K	\$319K

## Data

Month, Day, Year of Sold Date	Address1	Property Type	Bedrooms	Washrooms	Days on the Market	List Price	Sold Price
7 November, 2016	39 Lambeth Sq	Detached	4	3	7	\$1,268K	\$1,250K
8 November, 2016	34 Sandy Haven Dr	Other	3	3	7	\$599K	\$652K
	40 Redheugh Cres	Detached	3	3	11	\$798K	\$892K
9 November, 2016	211, 1883 Mcnicoll Ave	Condo	1	1	2	\$250K	\$278K
10 November, 2016	4 Longbow Sq	Detached	4	5	7	\$998K	\$1,140K
	7 Ambercroft Blvd	Townhouse	3	3	7	\$669K	\$746K
14 November, 2016	277 Huntsmill Blvd	Detached	4	3	18	\$1,150K	\$1,125K
	808, 1883 Mcnicoll Ave	Condo	2	2	10	\$359K	\$357K
	1509, 275 Bamburgh Circ	Condo	2	2	6	\$349K	\$369K
15 November, 2016	45 Belinda Sq	Detached	3	4	11	\$850K	\$845K
	904, 255 Bamburgh Circ	Condo	2	2	3	\$550K	\$549K
19 November, 2016	313, 1038 Mcnicoll Ave	Other	1	1	64	\$309K	\$299K
21 November, 2016	65 Crayford Dr	Townhouse	3	2	20	\$600K	\$650K
	122 Belinda Sq	Detached	3	4	1	\$879K	\$958K
22 November, 2016	32 Lapworth Cres	Detached	4	4	18	\$1,190K	\$1,175K
25 November, 2016	102, 55 Bamburgh Circ	Condo	2	1	14	\$318K	\$309K
27 November, 2016	319, 75 Bamburgh Circ	Condo	2	2	2	\$338K	\$341K
	1018, 75 Bamburgh Circ	Condo	3	2	69	\$438K	\$410K
28 November, 2016	36 Seagrave Cres	Detached	3	4	11	\$649K	\$860K
	56 Sunbird Cres	Detached	4	3	11	\$1,088K	\$1,135K
2 December, 2016	64 Morbank Dr	Detached	4	4	2	\$1,189K	\$1,350K
5 December, 2016	48 Sunbird Cres	Detached	4	5	19	\$1,179K	\$1,151K
	808, 55 Bamburgh Circ	Condo	2	2	52	\$379K	\$368K
	838, 25 Bamburgh Circ	Condo	3	2	28	\$498K	\$478K
6 December, 2016	52 Sandyhook Sq	Other	3	4	7	\$699K	\$871K
8 December, 2016	213, 55 Bamburgh Circ	Condo	1	1	112	\$300K	\$281K
	805, 55 Bamburgh Circ	Condo	2	1	120	\$369K	\$361K
12 December, 2016	3 Longbow Sq	Detached	4	5	11	\$1,119K	\$1,075K

## Data

Month, Day, Year of Sold Date	Address1	Property Type	Bedrooms	Washrooms	Days on the Market	List Price	Sold Price
15 December, 2016	504, 275 Bamburgh Circ	Condo	2	2	10	\$350K	\$345K
18 December, 2016	1 Sharrowbay Crt	Detached	4	4	20	\$1,200K	\$1,180K
20 December, 2016	1403, 55 Bamburgh Circ	Condo	3	2	33	\$438K	\$428K
25 December, 2016	8 Sunbird Cres	Detached	4	4	26	\$1,189K	\$1,155K
30 December, 2016	307, 1881 Mcnicoll Ave	Townhouse	3	3	18	\$485K	\$483K
	1007, 1883 Mcnicoll Ave	Condo	2	2	7	\$355K	\$350K
6 January, 2017	304, 55 Bamburgh Circ	Condo	3	2	33	\$418K	\$415K
7 January, 2017	602, 255 Bamburgh Circ	Condo	1	2	4	\$390K	\$435K
9 January, 2017	61 Coverdale Cres	Detached	4	4	25	\$959K	\$938K
10 January, 2017	1602, 275 Bamburgh Circ	Condo	2	2	32	\$350K	\$380K
13 January, 2017	1604, 225 Bamburgh Circ	Condo	2	2	7	\$369K	\$369K
14 January, 2017	31, 29 Fundy Bay Blvd	Townhouse	3	2	9	\$499K	\$618K
15 January, 2017	209, 55 Bamburgh Circ	Condo	3	2	3	\$408K	\$408K
16 January, 2017	57 Canongate Tr	Detached	4	4	11	\$1,200K	\$1,538K
	705, 1881 Mcnicoll Ave	Townhouse	3	3	47	\$485K	\$480K
17 January, 2017	44 Purcell Sq	Detached	4	6	81	\$1,430K	\$1,389K
18 January, 2017	179 Huntsmill Blvd	Detached	4	4	7	\$999K	\$1,090K
19 January, 2017	187 Shepton Way	Detached	4	3	22	\$1,450K	\$1,390K
20 January, 2017	441, 25 Bamburgh Circ	Condo	1	1	4	\$299K	\$299K
	1023, 1883 Mcnicoll Ave	Condo	2	2	17	\$380K	\$376K
	1917, 75 Bamburgh Circ	Condo	3	2	17	\$518K	\$497K
21 January, 2017	1720, 75 Bamburgh Circ	Condo	1	1	2	\$329K	\$325K
26 January, 2017	23 Mossbrook Cres	Other	3	4	5	\$899K	\$987K
	706, 3088 Kennedy Rd	Condo	1	1	20	\$196K	\$191K
28 January, 2017	39 Springhouse Sq	Townhouse	4	3	3	\$660K	\$720K
	107 Canongate Tr	Detached	4	5	3	\$1,188K	\$1,366K
29 January, 2017	1810, 225 Bamburgh Circ	Condo	2	2	6	\$400K	\$399K
1 February, 2017	1712, 55 Bamburgh Circ	Condo	3	2	5	\$380K	\$396K

## Data

Month, Day, Year of Sold Date	Address1	Property Type	Bedrooms	Washrooms	Days on the Market	List Price	Sold Price
6 February, 2017	14, 29 Fundy Bay Blvd	Townhouse	3	4	11	\$499K	\$668K
	117 Belinda Sq	Detached	4	5	7	\$998K	\$1,250K
	407, 175 Bamburgh Circ	Condo	2	2	20	\$419K	\$419K
7 February, 2017	6 Ellenhall Sq	Detached	4	4	7	\$1,189K	\$1,400K
8 February, 2017	4 Ambercroft Blvd	Other	3	4	6	\$780K	\$845K
	1130, 25 Bamburgh Circ	Condo	1	1	56	\$310K	\$294K
	1209, 3088 Kennedy Rd	Condo	2	2	21	\$238K	\$228K
	2003, 55 Bamburgh Circ	Condo	3	2	70	\$450K	\$445K
9 February, 2017	404, 175 Bamburgh Circ	Condo	2	2	2	\$500K	\$480K
10 February, 2017	28 Ambercroft Blvd	Townhouse	3	4	14	\$785K	\$820K
12 February, 2017	1 Souter Crt	Detached	4	5	79	\$1,400K	\$1,410K
13 February, 2017	15 Huntsmill Blvd	Detached	3	4	3	\$748K	\$938K
	22 Burnt Bark Dr	Detached	4	5	6	\$998K	\$1,258K
15 February, 2017	30 Carl Cres	Detached	4	4	7	\$998K	\$1,249K
16 February, 2017	4 Sanwood Blvd	Detached	4	5	9	\$1,379K	\$1,360K
	117, 75 Bamburgh Circ	Condo	3	2	41	\$490K	\$470K
21 February, 2017	39 Fawndale Cres	Other	3	3	7	\$799K	\$990K
23 February, 2017	57 Springhouse Sq	Townhouse	3	3	6	\$699K	\$881K
	362 Huntsmill Blvd	Detached	4	3	2	\$799K	\$1,000K
	826, 1883 Mcnicoll Ave E	Condo	2	2	9	\$315K	\$365K
24 February, 2017	925, 1883 Mcnicoll Ave	Condo	1	1	0	\$288K	\$330K
26 February, 2017	2307, 255 Bamburgh Circ	Condo	2	2	3	\$489K	\$584K
27 February, 2017	20 Fawndale Cres	Other	4	4	7	\$899K	\$1,225K
	1112, 55 Bamburgh Circ	Condo	3	2	51	\$423K	\$441K
28 February, 2017	119, 75 Bamburgh Circ	Condo	2	2	19	\$378K	\$395K
	135 Wintermute Blvd	Detached	4	4	7	\$988K	\$1,312K
	195 Huntsmill Blvd	Detached	4	4	7	\$999K	\$1,450K
1 March, 2017	84 Shepton Way	Detached	4	3	11	\$1,388K	\$1,330K

## Data

Month, Day, Year of Sold Date	Address1	Property Type	Bedrooms	Washrooms	Days on the Market	List Price	Sold Price
1 March, 2017	85 River Grove Dr	Detached	4	3	4	\$998K	\$1,150K
	908, 275 Bamburgh Circ	Condo	2	2	11	\$440K	\$455K
2 March, 2017	#311, 275 Bamburgh Circ	Condo	1	1	14	\$295K	\$305K
4 March, 2017	539, 25 Bamburgh Circ	Condo	3	2	38	\$470K	\$465K
7 March, 2017	92 Burnt Bark Dr	Detached	6	4	6	\$999K	\$1,220K
8 March, 2017	28 Sandy Haven Dr	Detached	3	3	7	\$600K	\$800K
	1804, 55 Bamburgh Circ	Condo	3	2	1	\$468K	\$466K
9 March, 2017	5 Sandyhook Sq	Detached	4	7	7	\$998K	\$1,453K
	97 Crayford Dr	Semi-Detached	3	2	8	\$799K	\$928K
11 March, 2017	79 Hawkshead Cres	Townhouse	3	3	3	\$699K	\$800K
12 March, 2017	71 Glencoyne Cres	Semi-Detached	4	3	3	\$800K	\$887K
13 March, 2017	7 Hood Cres	Other	3	3	7	\$799K	\$985K
15 March, 2017	125 Purcell Sq	Detached	4	6	7	\$1,188K	\$1,573K
	210 Huntsmill Blvd	Detached	4	4	4	\$1,000K	\$1,285K
	305, 275 Bamburgh Circ	Condo	1	1	8	\$295K	\$296K
16 March, 2017	82 Eagleview Cres	Detached	4	5	5	\$1,088K	\$1,389K
	227, 1881 Mcnicoll Ave	Townhouse	3	3	2	\$453K	\$503K
17 March, 2017	1212, 175 Bamburgh Circ	Condo	1	2	1	\$358K	\$389K
18 March, 2017	85 Morbank Dr	Detached	4	5	2	\$1,280K	\$1,650K
	2039, 25 Bamburgh Circ	Condo	3	2	4	\$469K	\$477K
19 March, 2017	2, 29 Fundy Bay Blvd	Townhouse	3	2	8	\$580K	\$590K
	119 Hawkshead Cres	Townhouse	3	2	3	\$675K	\$810K
20 March, 2017	63 Carl Cres	Detached	4	5	4	\$899K	\$1,218K
	183 Shepton Way	Detached	4	4	3	\$1,349K	\$1,330K
21 March, 2017	8 Sharrowbay Crt	Detached	3	3	18	\$1,089K	\$1,078K
	30 Lapworth Cres	Detached	4	4	0	\$1,638K	\$1,639K
	1729, 25 Bamburgh Circ	Condo	2	2	4	\$388K	\$405K
26 March, 2017	11 Montague Pl	Detached	4	4	16	\$1,188K	\$1,438K

## Data

Month, Day, Year of Sold Date	Address1	Property Type	Bedrooms	Washrooms	Days on the Market	List Price	Sold Price
27 March, 2017	715, 75 Bamburgh Circ	Condo	2	2	7	\$389K	\$430K
28 March, 2017	80 Seagrave Cres	Detached	3	4	7	\$780K	\$930K
29 March, 2017	15 Sandy Haven Dr	Detached	3	4	8	\$799K	\$922K
	729, 1881 Mcnicoll Ave	Townhouse	2	2	6	\$328K	\$465K
	905, 3088 Kennedy Rd	Condo	1	1	9	\$190K	\$189K
30 March, 2017	35 Shepton Way	Detached	4	6	3	\$1,199K	\$1,470K
	206, 175 Bamburgh Circ	Condo	1	1	2	\$350K	\$370K
	335, 25 Bamburgh Circ	Condo	2	2	3	\$395K	\$410K
	1417, 75 Bamburgh Circ	Condo	3	2	8	\$488K	\$611K
2 April, 2017	159 Sandyhook Sq	Detached	3	4	4	\$899K	\$1,239K
	1714, 55 Bamburgh Circ	Condo	2	2	6	\$323K	\$432K
3 April, 2017	12 Mossbrook Cres	Other	3	4	7	\$900K	\$1,100K
	41 Ambercroft Blvd	Other	3	2	5	\$799K	\$959K
4 April, 2017	61 Shepton Way	Detached	4	5	12	\$1,188K	\$1,508K
5 April, 2017	88 Mossbrook Cres	Semi-Detached	3	4	0	\$839K	\$880K
6 April, 2017	1630, 25 Bamburgh Circ	Condo	1	1	1	\$308K	\$330K
7 April, 2017	1432, 25 Bamburgh Circ	Condo	2	2	11	\$410K	\$465K
10 April, 2017	40 Wintermute Blvd	Detached	4	3	13	\$998K	\$1,280K
11 April, 2017	36 Ecclesfield Dr	Other	3	4	6	\$799K	\$980K
	219, 1881 Mcnicoll Ave	Townhouse	2	2	4	\$388K	\$492K
	333, 25 Bamburgh Circ	Condo	3	2	6	\$499K	\$490K
12 April, 2017	18 Crayford Dr	Semi-Detached	3	2	15	\$889K	\$856K
	61 River Grove Dr	Detached	6	8	22	\$1,569K	\$1,700K
	136 Purcell Sq	Detached	4	4	6	\$1,198K	\$1,685K
	263 Huntsmill Blvd	Detached	3	3	13	\$998K	\$1,200K
13 April, 2017	4 Sandy Haven Dr	Other	4	4	7	\$799K	\$945K
	63 New Forest Sq	Detached	4	5	8	\$1,188K	\$1,491K
	71 Wintermute Blvd	Detached	4	5	11	\$1,480K	\$1,455K

Data

Month, Day, Year of Sold Date	Address1	Property Type	Bedrooms	Washrooms	Days on the Market	List Price	Sold Price
17 April, 2017	22 Ambercroft Blvd	Townhouse	3	4	4	\$750K	\$880K
18 April, 2017	58 Hood Cres	Other	4	2	11	\$800K	\$938K
19 April, 2017	73, 29 Fundy Bay Blvd	Townhouse	3	2	6	\$518K	\$661K
	218, 1881 Mcnicoll Ave	Townhouse	3	3	11	\$480K	\$600K
20 April, 2017	188 Frank Rivers Dr	Detached	3	3	7	\$788K	\$1,039K
	2140, 25 Bamburgh Circ	Condo	2	2	1	\$400K	\$415K
22 April, 2017	12 Kelvin Grove Ave	Detached	4	3	1	\$1,188K	\$1,560K
	24 Kelvin Grove Ave	Detached	4	4	8	\$899K	\$1,500K
23 April, 2017	705, 55 Bamburgh Circ	Condo	2	1	6	\$380K	\$386K
	1732, 25 Bamburgh Circ	Condo	2	2	5	\$465K	\$535K
24 April, 2017	19 Redheugh Cres	Semi-Detached	3	4	4	\$749K	\$861K
	1514, 55 Bamburgh Circ	Condo	2	2	5	\$419K	\$478K
26 April, 2017	79 Sandyhook Sq	Other	3	4	7	\$699K	\$1,000K
28 April, 2017	38 Pale Moon Cres	Detached	4	4	17	\$1,098K	\$1,050K
30 April, 2017	40 Elmartin Dr	Detached	4	4	3	\$1,289K	\$1,450K
2 May, 2017	25 Royal Albert Cres	Detached	4	4	12	\$1,100K	\$1,080K
	607, 225 Bamburgh Circ	Condo	1	1	8	\$319K	\$330K
3 May, 2017	161 Fundy Bay Blvd	Detached	4	3	6	\$899K	\$1,150K
	915, 75 Bamburgh Circ	Condo	2	2	2	\$460K	\$455K
5 May, 2017	58 Elmartin Dr	Detached	3	2	9	\$1,229K	\$1,380K
6 May, 2017	107, 255 Bamburgh Circ W	Condo	1	1	10	\$389K	\$400K
7 May, 2017	42 Glencoyne Cres	Semi-Detached	4	3	6	\$799K	\$897K
	410, 275 Bamburgh Circ	Condo	1	1	10	\$308K	\$331K
9 May, 2017	119 Ambercroft Blvd	Detached	5	5	20	\$1,529K	\$1,380K
13 May, 2017	79, 29 Fundy Bay Blvd	Townhouse	3	2	8	\$629K	\$618K
15 May, 2017	106, 24 Fundy Bay Blvd	Townhouse	3	2	11	\$500K	\$631K
17 May, 2017	528, 1881 Mcnicoll Ave E	Townhouse	3	3	3	\$600K	\$600K
19 May, 2017	Ph23, 75 Bamburgh Circ	Condo	3	2	11	\$450K	\$473K



## Data

Month, Day, Year of Sold Date	Address1	Property Type	Bedrooms	Washrooms	Days on the Market	List Price	Sold Price
21 May, 2017	306, 255 Bamburgh Circ	Condo	2	2	15	\$498K	\$548K
23 May, 2017	57 Lambeth Sq	Detached	4	4	13	\$1,598K	\$1,500K
	811, 225 Bamburgh Circ	Condo	2	2	5	\$400K	\$465K
	2120, 75 Bamburgh Circ	Condo	1	1	30	\$368K	\$365K
26 May, 2017	55 Sanwood Blvd	Detached	4	3	28	\$1,089K	\$1,250K
28 May, 2017	53, 29 Fundy Bay Blvd	Townhouse	3	2	3	\$560K	\$643K
	602, 55 Bamburgh Circ	Condo	2	1	37	\$465K	\$457K
3 June, 2017	21 Elmfield Cres	Detached	3	4	4	\$995K	\$1,173K
13 June, 2017	45 Crayford Dr	Semi-Detached	4	3	26	\$978K	\$900K
	418, 75 Bamburgh Circ	Condo	3	2	1	\$478K	\$500K
14 June, 2017	1833, 25 Bamburgh Circ	Condo	3	2	10	\$479K	\$500K
19 June, 2017	54 Pale Moon Cres	Semi-Detached	3	2	4	\$688K	\$650K
21 June, 2017	205, 55 Bamburgh Circ	Condo	2	1	5	\$420K	\$393K
23 June, 2017	65 Chiefswood Sq	Detached	4	4	18	\$1,289K	\$1,200K
28 June, 2017	25 Blairwood Terr	Detached	5	5	2	\$1,399K	\$1,300K
29 June, 2017	503, 55 Bamburgh Circ	Condo	2	2	10	\$449K	\$480K
9 July, 2017	2026, 75 Bamburgh Circ	Condo	3	2	3	\$500K	\$508K
12 July, 2017	45 Pale Moon Cres	Semi-Detached	3	2	12	\$748K	\$700K
13 July, 2017	340, 25 Bamburgh Circ	Condo	2	2	24	\$410K	\$392K
15 July, 2017	10 Springhouse Sq	Other	3	4	17	\$799K	\$900K
19 July, 2017	1631, 25 Bamburgh Circ	Condo	2	2	49	\$488K	\$450K
2 August, 2017	127 Hawkshead Cres	Townhouse	3	3	39	\$719K	\$688K
	706, 275 Bamburgh Circ	Condo	2	2	20	\$438K	\$425K
	1507, 55 Bamburgh Circ	Condo	2	2	14	\$470K	\$436K
4 August, 2017	62, 24 Fundy Bay Blvd	Townhouse	3	2	37	\$619K	\$605K
	203 Wintermute Blvd	Detached	4	4	10	\$1,288K	\$1,130K
7 August, 2017	2020, 75 Bamburgh Circ	Condo	1	1	4	\$358K	\$365K
10 August, 2017	104, 225 Bamburgh Circ	Condo	2	2	34	\$473K	\$463K

## Data

Month, Day, Year of Sold Date	Address1	Property Type	Bedrooms	Washrooms	Days on the Market	List Price	Sold Price
15 August, 2017	12 Burnt Bark Dr	Detached	4	4	16	\$1,000K	\$1,218K
16 August, 2017	49 Ockwell Manor Dr	Detached	3	3	56	\$1,100K	\$1,050K
17 August, 2017	63, 29 Fundy Bay Blvd	Townhouse	3	2	63	\$608K	\$585K
	1813, 175 Bamburgh Circ	Condo	1	2	2	\$368K	\$402K
20 August, 2017	3 Inniscross Cres	Detached	4	4	5	\$1,100K	\$1,210K
21 August, 2017	110 Mossbrook Cres	Detached	4	4	23	\$1,199K	\$1,060K
	335, 25 Bamburgh Circ	Condo	2	2	41	\$549K	\$525K
22 August, 2017	116 Hawkshead Cres	Townhouse	3	2	25	\$699K	\$680K
	121 Sandyhook Sq	Detached	3	3	28	\$999K	\$950K
25 August, 2017	Ph-25, 75 Bamburgh Circ	Condo	2	2	25	\$520K	\$497K
31 August, 2017	31 Coverdale Cres	Detached	4	3	5	\$1,080K	\$980K
	99 Hawkshead Cres	Semi-Detached	3	2	23	\$799K	\$758K
6 September, 2017	12 Eagle Point Rd	Detached	3	4	14	\$1,099K	\$1,065K
11 September, 2017	92, 24 Fundy Bay Blvd	Townhouse	3	2	19	\$650K	\$628K
12 September, 2017	5 Montague Pl	Detached	4	3	53	\$1,138K	\$1,038K
	103, 55 Bamburgh Circ	Condo	2	2	18	\$409K	\$392K
	137 Canongate Tr	Detached	4	3	35	\$1,250K	\$1,188K
13 September, 2017	Ph12, 275 Bamburgh Circ	Condo	1	1	48	\$360K	\$345K
20 September, 2017	86 Pale Moon Cres	Other	3	2	1	\$800K	\$790K
22 September, 2017	7 Purcell Sq	Detached	4	4	8	\$1,000K	\$1,052K
25 September, 2017	1009, 1883 Mcnicoll Ave	Condo	1	1	14	\$279K	\$279K
27 September, 2017	23 Chapel Park Sq	Detached	4	4	35	\$1,248K	\$1,188K
	305A, 275 Bamburgh Circ	Condo	1	1	13	\$346K	\$337K
28 September, 2017	45 Sharrowbay Crt	Detached	3	4	6	\$699K	\$758K
2 October, 2017	125 Purcell Sq	Detached	4	6	31	\$1,250K	\$1,220K
3 October, 2017	50 Canongate Tr	Detached	4	4	7	\$889K	\$1,251K
	318 Huntsmill Blvd	Detached	4	3	13	\$1,190K	\$1,125K
6 October, 2017	56, 24 Fundy Bay Blvd	Townhouse	3	2	15	\$619K	\$600K

## Data

Month, Day, Year of Sold Date	Address1	Property Type	Bedrooms	Washrooms	Days on the Market	List Price	Sold Price
10 October, 2017	503, 3088 Kennedy Rd	Condo	2	2	25	\$308K	\$303K
	924, 75 Bamburgh Circ	Condo	2	2	33	\$489K	\$489K
13 October, 2017	22 Holmbush Cres	Detached	4	4	21	\$1,088K	\$1,275K
	510, 255 Bamburgh Circ	Condo	2	2	15	\$528K	\$510K
16 October, 2017	196 Wintermute Blvd	Detached	3	3	39	\$1,038K	\$1,035K
18 October, 2017	139 Sandyhook Sq	Detached	3	3	29	\$889K	\$790K
19 October, 2017	Ph27, 1883 Mcnicoll Ave	Condo	2	2	31	\$388K	\$377K
22 October, 2017	717, 1883 Mcnicoll Ave	Condo	1	1	54	\$352K	\$336K
24 October, 2017	133 Canongate Tr	Detached	4	3	14	\$999K	\$1,225K
	1731, 25 Bamburgh Circ	Condo	2	2	46	\$599K	\$551K
26 October, 2017	42 Chapeltown Cres	Detached	3	3	6	\$980K	\$930K
	113 Wintermute Blvd	Detached	3	3	28	\$840K	\$808K
27 October, 2017	21 Chapel Park Sq	Detached	4	4	30	\$1,320K	\$1,280K
2 November, 2017	103 Chapel Park Sq	Detached	3	4	9	\$799K	\$920K
4 November, 2017	161 Sandy Haven Dr	Detached	4	3	46	\$880K	\$950K
6 November, 2017	1618, 175 Bamburgh Circ	Condo	2	2	10	\$459K	\$450K
8 November, 2017	#1218, 175 Bamburgh Circ	Condo	2	2	7	\$457K	\$457K
9 November, 2017	31 Jordanroch Crt	Detached	3	3	6	\$788K	\$758K
10 November, 2017	34 Pale Moon Cres	Detached	4	3	11	\$990K	\$930K
	38 Sharrowbay Crt	Detached	3	3	44	\$769K	\$746K
14 November, 2017	83 Hawkshead Cres	Townhouse	3	3	25	\$658K	\$656K
	1027, 75 Bamburgh Circ	Condo	1	1	25	\$363K	\$355K
	1033, 25 Bamburgh Circ	Condo	3	2	11	\$499K	\$560K
21 November, 2017	75 Chiefswood Sq	Detached	4	3	8	\$1,000K	\$1,038K
	801, 1883 Mcnicoll Ave	Condo	2	2	28	\$410K	\$390K
22 November, 2017	3 Jordanroch Crt	Detached	3	4	15	\$1,050K	\$1,002K
	72 Springhouse Sq	Townhouse	3	2	5	\$699K	\$699K
25 November, 2017	8 Belsay Crt	Detached	3	4	1	\$788K	\$740K

## Data

Month, Day, Year of Sold Date	Address1	Property Type	Bedrooms	Washrooms	Days on the Market	List Price	Sold Price
25 November, 2017	43 Crayford Dr	Semi-Detached	4	2	19	\$900K	\$843K
27 November, 2017	737, 1881 Mcnicoll Ave	Townhouse	3	3	38	\$578K	\$555K
30 November, 2017	710, 175 Bamburgh Circ	Condo	2	2	3	\$470K	\$465K
6 December, 2017	70 Chiefswood Sq	Detached	4	4	22	\$1,280K	\$1,214K
8 December, 2017	510, 3088 Kennedy Rd	Condo	2	2	7	\$249K	\$245K
12 December, 2017	78 Fundy Bay Blvd	Townhouse	3	4	57	\$770K	\$733K
13 December, 2017	102 Mossbrook Cres	Detached	3	4	7	\$899K	\$929K
14 December, 2017	47 Sandy Haven Dr	Detached	3	4	52	\$820K	\$790K
27 December, 2017	725, 75 Bamburgh Circ	Condo	2	2	46	\$500K	\$472K
9 January, 2018	1127, 75 Bamburgh Circ	Condo	1	1	20	\$349K	\$358K
13 January, 2018	1008, 55 Bamburgh Circ	Condo	1	2	9	\$378K	\$373K
14 January, 2018	1117, 1883 Mcnicoll Ave	Condo	1	1	2	\$366K	\$360K
16 January, 2018	179 Shepton Way	Detached	4	3	25	\$1,388K	\$1,280K
	2002, 55 Bamburgh Circ	Condo	2	1	20	\$379K	\$377K
18 January, 2018	920, 75 Bamburgh Circ	Condo	1	1	11	\$358K	\$359K
25 January, 2018	1809, 255 Bamburgh Circ	Condo	2	2	90	\$579K	\$552K
5 February, 2018	11 Manilow St	Other	4	4	28	\$875K	\$845K
12 February, 2018	50 New Forest Sq	Detached	4	4	75	\$1,268K	\$1,137K
	107 Ecclesfield Dr	Townhouse	3	3	10	\$720K	\$680K
15 February, 2018	412, 175 Bamburgh Circ	Condo	1	2	122	\$439K	\$410K
20 February, 2018	73 Longbow Sq	Detached	4	4	4	\$949K	\$910K
26 February, 2018	718, 175 Bamburgh Circ	Condo	2	2	73	\$507K	\$488K
28 February, 2018	58 Elmartin Dr	Detached	3	2	23	\$1,100K	\$1,060K
2 March, 2018	133, 24 Fundy Bay Blvd	Townhouse	3	2	9	\$618K	\$608K
8 March, 2018	22 Glencoyne Cres	Townhouse	3	4	5	\$725K	\$699K
	202, 3088 Kennedy Rd	Condo	2	2	3	\$259K	\$248K
10 March, 2018	71 Huntsmill Blvd	Detached	3	3	58	\$930K	\$895K
12 March, 2018	17 Arnall Ave	Detached	4	3	4	\$690K	\$821K

Data

Month, Day, Year of Sold Date	Address1	Property Type	Bedrooms	Washrooms	Days on the Market	List Price	Sold Price
12 March, 2018	511, 1881 Mcnicoll Ave	Townhouse	3	3	16	\$600K	\$585K
14 March, 2018	229, 1881 Mcnicoll Ave	Townhouse	2	2	41	\$459K	\$450K
15 March, 2018	801, 3088 Kennedy Rd	Condo	1	1	2	\$220K	\$220K
25 March, 2018	637, 1881 Mcnicoll Ave	Townhouse	2	2	9	\$519K	\$499K
26 March, 2018	1112, 3088 Kennedy Rd	Condo	2	2	10	\$259K	\$248K
27 March, 2018	39 Shepton Way	Detached	4	5	12	\$998K	\$1,180K
	308 Huntsmill Blvd	Detached	4	3	5	\$1,050K	\$990K
29 March, 2018	86 Frank Rivers Dr	Detached	4	5	64	\$948K	\$890K
	1941, 25 Bamburgh Circ	Condo	1	1	17	\$349K	\$340K
30 March, 2018	42 Glencoyne Cres	Semi-Detached	4	3	49	\$888K	\$858K