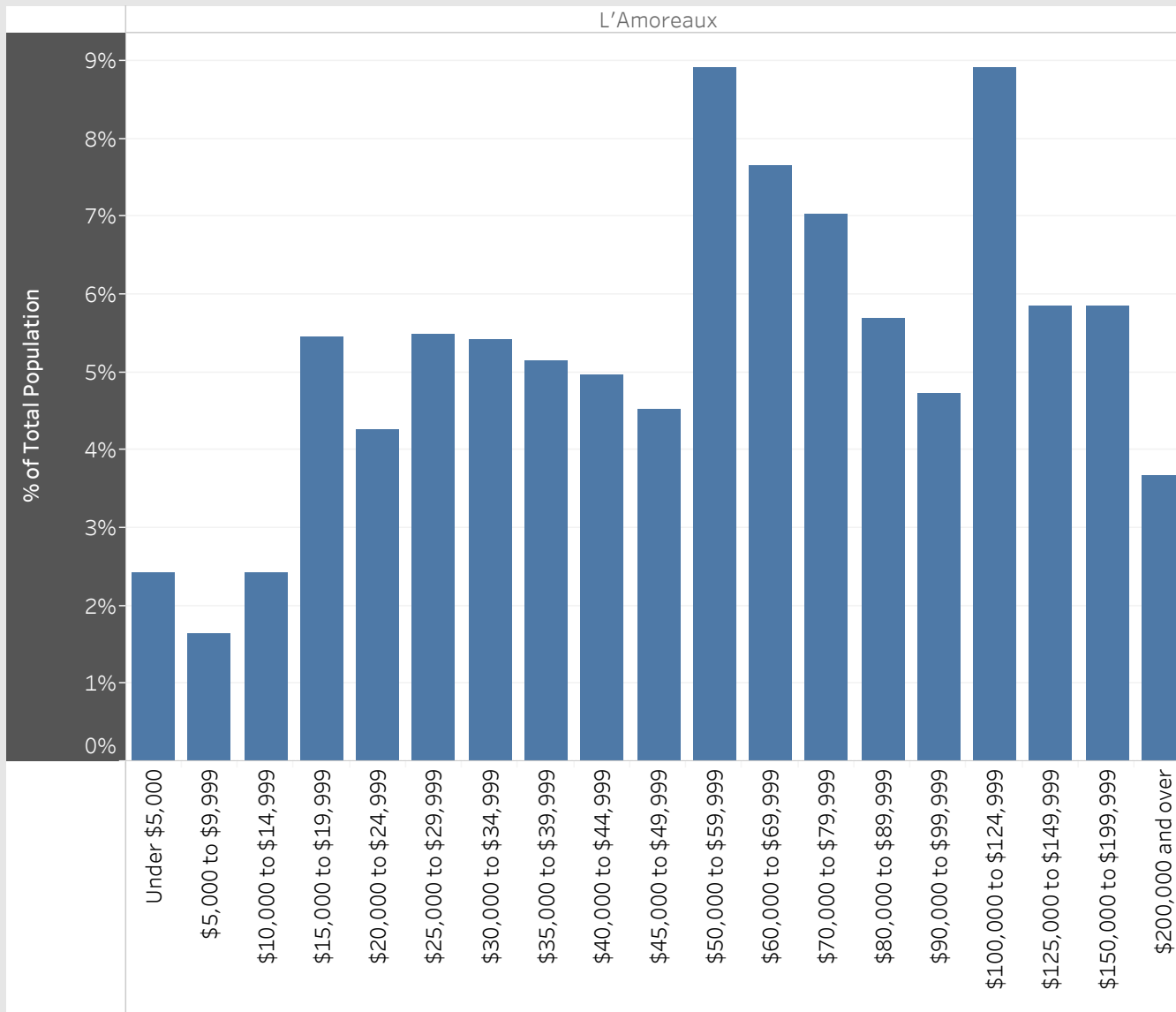


L'Amoreaux
Neighbourhood Breakdown
July 1st, 2015 - March 31st, 2018

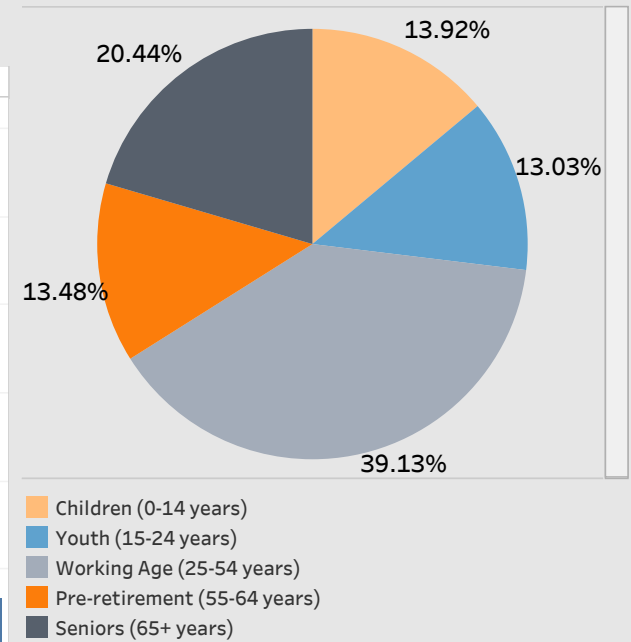


2016 StatsCan Data

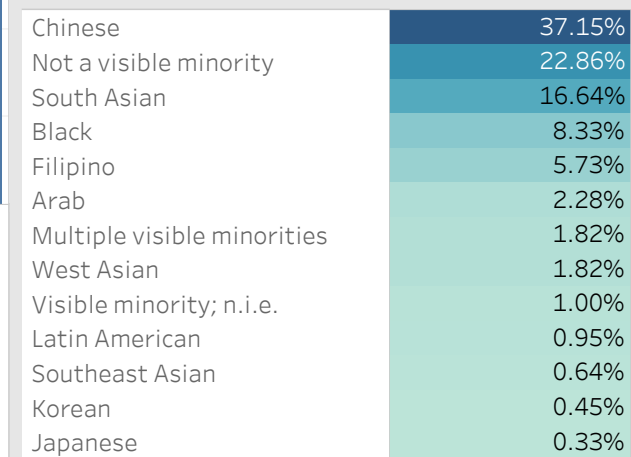
Household Income in L'Amoreaux



Age

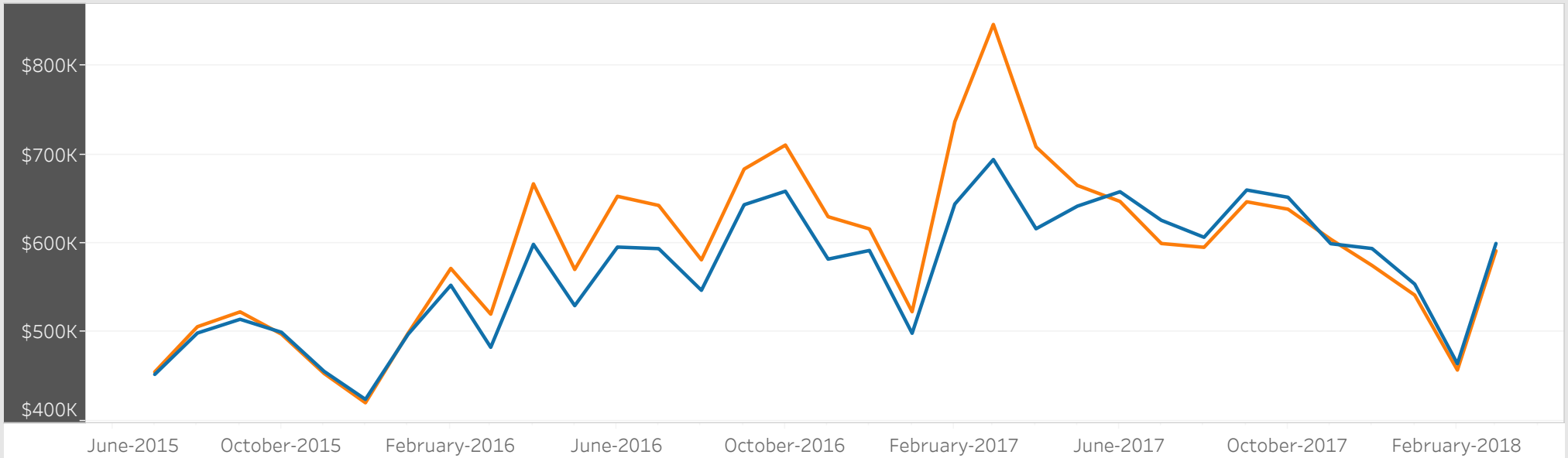


Visible Minorities



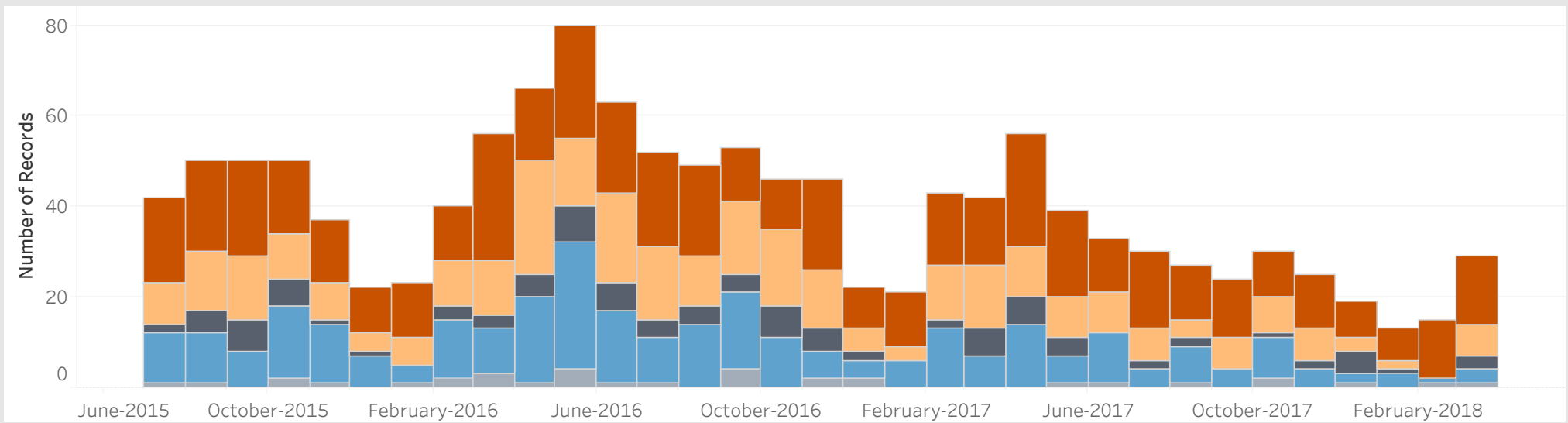
Average Sold Price vs. Average Ask Price in L'Amoreaux

■ Avg. List Price ■ Avg. Sold Price



Properties Sold in L'Amoreaux by Month

■ Condo ■ Detached ■ Semi-Detached ■ Townhouse ■ Other



Data

Month, Day, Year of Sold Date	Address1	Property Type	Bedrooms	Washrooms	Days on the Market	List Price	Sold Price
1 July, 2015	38, 2451 Bridletowne Circle, Toronto	Townhouse	3	2	38	\$380K	\$370K
2 July, 2015	19 Southlawn Dr, Toronto	Detached	3	2	45	\$799K	\$730K
	72 Hildenboro Sq, Toronto	Semi-Detached	3	2	7	\$559K	\$579K
4 July, 2015	49 Glendower Crct, Toronto	Detached	4	4	19	\$829K	\$837K
	209, 1200 Bridletowne Circle, Toronto	Condo	2	2	6	\$229K	\$215K
	1004, 2721 Victoria Park Ave, Toronto	Condo	2	1	32	\$244K	\$240K
5 July, 2015	1507, 1250 Bridletowne Circle, Toronto	Condo	2	2	14	\$230K	\$230K
	1807, 65 Huntingdale Blvd, Toronto	Condo	3	2	18	\$335K	\$331K
6 July, 2015	407, 2550 Pharmacy Ave, Toronto	Condo	2	1	20	\$118K	\$118K
7 July, 2015	70 Brigadoon Cres, Toronto	Detached	4	3	8	\$730K	\$700K
8 July, 2015	254 Sprucewood Crt, Toronto	Townhouse	3	2	10	\$419K	\$468K
	#26, 300 Bridletowne Circle, Toronto	Townhouse	3	2	24	\$390K	\$425K
11 July, 2015	28 Kimberdale Cres, Toronto	Detached	4	3	6	\$769K	\$842K
	48 Caronridge Cres, Toronto	Detached	3	3	14	\$898K	\$885K
	1104, 2350 Bridletowne Circle, Toronto	Condo	2	2	9	\$415K	\$413K
12 July, 2015	76 Longford Cres, Toronto	Other	3	2	9	\$638K	\$645K
13 July, 2015	11 Caronridge Cres, Toronto	Detached	4	4	6	\$890K	\$991K
	502, 25 Silver Springs Blvd, Toronto	Condo	2	2	20	\$280K	\$273K
14 July, 2015	6, 201 Bridletowne Circle, Toronto	Townhouse	3	2	30	\$439K	\$424K
	35 Brantford Dr, Toronto	Detached	4	2	6	\$739K	\$783K
	709, 2050 Bridletowne Circle, Toronto	Condo	3	2	89	\$230K	\$227K
	1104, 3151 Bridletowne Circle, Toronto	Condo	2	2	20	\$288K	\$288K
16 July, 2015	87, 850 Huntingwood Dr, Toronto	Townhouse	3	2	1	\$395K	\$395K
	137, 91 L'amoreaux Dr, Toronto	Townhouse	3	3	10	\$398K	\$395K
	1211, 25 Silver Springs Blvd, Toronto	Condo	2	1	22	\$225K	\$224K
17 July, 2015	2 Corton Gate, Toronto	Detached	4	3	32	\$998K	\$1,025K
	171 Silver Springs Blvd, Toronto	Semi-Detached	3	3	14	\$578K	\$588K
	1504, 55 Huntingdale Blvd, Toronto	Condo	2	2	2	\$348K	\$348K

Data

Month, Day, Year of Sold Date	Address1	Property Type	Bedrooms	Washrooms	Days on the Market	List Price	Sold Price
19 July, 2015	1006, 2550 Pharmacy Ave, Toronto	Condo	2	1	50	\$168K	\$163K
20 July, 2015	605, 45 Silver Springs Blvd, Toronto	Condo	1	1	18	\$230K	\$225K
21 July, 2015	2110, 100 Echo Pt, Toronto	Condo	3	2	6	\$239K	\$238K
22 July, 2015	17, 30 Chichester Pl, Toronto	Townhouse	3	2	21	\$469K	\$458K
	132, 91 L'amoreaux Dr, Toronto	Townhouse	3	2	27	\$389K	\$385K
	512, 2050 Bridletowne Circle, Toronto	Condo	3	2	23	\$250K	\$242K
24 July, 2015	11, 2 Stonehill Crt, Toronto	Townhouse	3	3	9	\$499K	\$505K
27 July, 2015	1203, 3151 Bridletowne Circle, Toronto	Condo	2	2	19	\$285K	\$280K
	1706, 45 Silver Springs Blvd, Toronto	Condo	1	1	5	\$238K	\$235K
28 July, 2015	1408, 100 Echo Pt, Toronto	Condo	3	1	14	\$230K	\$224K
29 July, 2015	49, 2 Stonehill Crt, Toronto	Townhouse	3	2	8	\$490K	\$495K
30 July, 2015	50 Gloxinia Cres, Toronto	Detached	5	3	15	\$845K	\$802K
	155 Bellefontaine St, Toronto	Townhouse	3	5	1	\$640K	\$630K
	411, 100 Echo Point , Toronto	Condo	3	2	15	\$235K	\$240K
2 August, 2015	51 Puma Dr, Toronto	Townhouse	3	4	6	\$648K	\$633K
	1402, 2330 Bridletowne Circle, Toronto	Condo	2	2	68	\$419K	\$418K
3 August, 2015	1107, 45 Silver Springs Blvd, Toronto	Condo	1	2	14	\$240K	\$240K
4 August, 2015	47, 2061 Bridletowne Circle, Toronto	Townhouse	3	2	19	\$408K	\$396K
	1202, 3131 Bridletowne Circle, Toronto	Condo	2	3	12	\$370K	\$360K
6 August, 2015	808, 2350 Bridletowne Circle, Toronto	Condo	2	2	23	\$310K	\$308K
	1501, 55 Huntingdale Blvd, Toronto	Condo	2	2	22	\$350K	\$349K
8 August, 2015	46 Perthshire St, Toronto	Detached	4	4	27	\$799K	\$750K
9 August, 2015	1805, 2330 Bridletowne Circle, Toronto	Condo	2	2	20	\$319K	\$308K
10 August, 2015	20, 200 Bridletowne Circle, Toronto	Townhouse	3	2	27	\$432K	\$418K
	23 Temple Bar Cres, Toronto	Detached	3	4	5	\$829K	\$855K
	309, 2550 Pharmacy Ave, Toronto	Condo	2	1	20	\$150K	\$143K
11 August, 2015	1507, 45 Silver Springs Blvd, Toronto	Condo	1	2	5	\$290K	\$288K
	2307 Bridletowne Circ, Toronto	Townhouse	3	3	2	\$450K	\$521K

Data

Month, Day, Year of Sold Date	Address1	Property Type	Bedrooms	Washrooms	Days on the Market	List Price	Sold Price
14 August, 2015	58, 81 Brookmill Blvd, Toronto	Townhouse	3	2	8	\$389K	\$432K
15 August, 2015	1508, 2050 Bridletowne Circle, Toronto	Condo	3	2	6	\$200K	\$205K
16 August, 2015	19 Temple Bar Cres, Toronto	Detached	4	4	20	\$828K	\$938K
	25 Kenfin Ave, Toronto	Semi-Detached	3	4	10	\$689K	\$795K
	30 Parkdene Crt, Toronto	Semi-Detached	3	1	7	\$550K	\$543K
	62 Brigadoon Cres, Toronto	Detached	4	2	25	\$680K	\$652K
	704, 2050 Bridletowne Circle, Toronto	Condo	3	2	20	\$240K	\$231K
17 August, 2015	59 Stonebridge Blvd, Toronto	Detached	4	3	6	\$890K	\$905K
	94, 81 Brookmill Blvd, Toronto	Townhouse	3	2	8	\$399K	\$450K
18 August, 2015	801, 100 Echo Pt, Toronto	Condo	3	1	14	\$230K	\$226K
19 August, 2015	45 Sesame St, Toronto	Detached	3	2	21	\$880K	\$850K
	203, 2550 Pharmacy Ave, Toronto	Condo	2	1	45	\$155K	\$148K
20 August, 2015	85 Revlis Cres, Toronto	Semi-Detached	4	4	29	\$788K	\$719K
	108 Timberbank Blvd, Toronto	Detached	4	4	7	\$868K	\$965K
	704, 65 Huntingdale Blvd, Toronto	Condo	3	2	17	\$350K	\$345K
	1902, 3151 Bridletowne Circle, Toronto	Condo	2	2	34	\$275K	\$268K
23 August, 2015	155, 270 Timberbank Blvd, Toronto	Townhouse	4	3	30	\$439K	\$432K
24 August, 2015	35 Puma Dr, Toronto	Semi-Detached	3	3	15	\$550K	\$568K
	225 Fairglen Ave, Toronto	Semi-Detached	4	2	21	\$689K	\$665K
	1807, 45 Huntingdale Blvd, Toronto	Condo	2	2	5	\$295K	\$295K
25 August, 2015	11 Southlawn Dr, Toronto	Detached	3	3	21	\$709K	\$700K
	706, 55 Huntingdale Blvd, Toronto	Condo	2	2	26	\$285K	\$273K
	1803, 100 Echo Point Crct, Toronto	Condo	3	2	47	\$238K	\$228K
26 August, 2015	6 Argonaut Pl, Toronto	Detached	4	4	8	\$768K	\$890K
	6, 40 Wayside Ave, Toronto	Townhouse	3	2	11	\$418K	\$418K
27 August, 2015	24 Deerbrook Tr, Toronto	Detached	4	3	9	\$919K	\$910K
	95, 1280 Bridletowne Circle, Toronto	Townhouse	3	2	24	\$440K	\$433K
	1505, 45 Huntingdale Blvd, Toronto	Condo	2	2	5	\$336K	\$328K

Data

Month, Day, Year of Sold Date	Address1	Property Type	Bedrooms	Washrooms	Days on the Market	List Price	Sold Price
28 August, 2015	78 Perthshire St, Toronto	Detached	4	4	8	\$759K	\$750K
	106 Glen Springs Dr, Toronto	Other	4	5	16	\$730K	\$720K
	143 Corinthian Blvd, Toronto	Townhouse	4	2	44	\$600K	\$580K
	801, 2500 Bridletowne Circle, Toronto	Condo	2	1	1	\$190K	\$185K
29 August, 2015	84 Iangrove Terr, Toronto	Detached	3	2	3	\$699K	\$751K
	409, 100 Echo Pt, Toronto	Condo	3	1	18	\$219K	\$217K
30 August, 2015	18, 50 Brookmill Blvd, Toronto	Townhouse	3	3	7	\$450K	\$460K
31 August, 2015	49 King Louis Cres, Toronto	Detached	4	4	7	\$788K	\$838K
1 September, 2015	206, 3151 Bridletowne Circle, Toronto	Condo	2	2	28	\$275K	\$269K
2 September, 2015	904, 3151 Bridletowne Circle, Toronto	Condo	2	2	28	\$288K	\$280K
3 September, 2015	138 Fairglen Ave, Toronto	Detached	3	1	62	\$899K	\$865K
	202, 25 Silver Springs Blvd, Toronto	Condo	2	2	8	\$277K	\$277K
4 September, 2015	28 Staley Terr, Toronto	Detached	4	2	18	\$778K	\$775K
	38 Sheldonbury Cres, Toronto	Detached	3	3	9	\$800K	\$825K
5 September, 2015	1805, 45 Silver Springs Blvd, Toronto	Condo	1	1	16	\$240K	\$235K
7 September, 2015	58 Calora Crt, Toronto	Semi-Detached	3	2	25	\$640K	\$617K
8 September, 2015	22 Altair Ave, Toronto	Detached	3	2	36	\$900K	\$875K
9 September, 2015	67 Allangrove Cres, Toronto	Detached	3	3	24	\$835K	\$825K
	82 Hepscott Terr, Toronto	Semi-Detached	3	2	2	\$560K	\$560K
	100 Echo Point , Toronto	Condo	3	1	76	\$219K	\$210K
	193 Bellefontaine St, Toronto	Townhouse	3	2	9	\$580K	\$575K
	908, 45 Huntingdale Blvd, Toronto	Condo	2	2	16	\$299K	\$297K
10 September, 2015	212, 2550 Pharmacy Ave, Toronto	Condo	2	1	30	\$170K	\$164K
13 September, 2015	16 Fairglen Ave, Toronto	Semi-Detached	4	3	11	\$699K	\$801K
	18 Pettibone Sq, Toronto	Semi-Detached	3	2	27	\$679K	\$655K
	100 Huntingdale Blvd, Toronto	Townhouse	4	3	7	\$410K	\$496K
	502, 2350 Bridletowne Circle, Toronto	Condo	2	2	5	\$316K	\$310K
14 September, 2015	810, 2550 Pharmacy Ave, Toronto	Condo	2	1	36	\$168K	\$163K

Data

Month, Day, Year of Sold Date	Address1	Property Type	Bedrooms	Washrooms	Days on the Market	List Price	Sold Price
14 September, 2015	1010, 25 Silver Springs Blvd, Toronto	Condo	2	2	36	\$300K	\$292K
15 September, 2015	35 Rakewood Cres, Toronto	Semi-Detached	4	4	8	\$550K	\$685K
	38 Rosscowan Cres, Toronto	Detached	4	3	6	\$900K	\$925K
	506, 45 Huntingdale Blvd, Toronto	Condo	2	2	22	\$350K	\$362K
17 September, 2015	42, 30 Chichester Pl, Toronto	Townhouse	3	2	16	\$460K	\$455K
18 September, 2015	101 Huntingdale Blvd, Toronto	Townhouse	3	2	25	\$469K	\$463K
	2305 Bridletowne Circ, Toronto	Townhouse	3	2	14	\$535K	\$515K
	Ph10, 2350 Bridletowne Circle, Toronto	Condo	2	1	18	\$420K	\$408K
19 September, 2015	29 Beverly Glen Blvd, Toronto	Detached	5	3	12	\$758K	\$880K
20 September, 2015	122, 20 Brookmill Blvd, Toronto	Townhouse	3	2	23	\$389K	\$405K
	402, 65 Huntingdale Blvd, Toronto	Condo	3	2	5	\$280K	\$308K
21 September, 2015	27 Fluellen Dr, Toronto	Detached	4	4	11	\$868K	\$910K
	37 Allangrove Cres, Toronto	Detached	4	4	26	\$970K	\$970K
	40 Caronridge Cres, Toronto	Detached	3	3	13	\$799K	\$830K
	711, 2050 Bridletowne Circle, Toronto	Condo	3	2	81	\$245K	\$232K
22 September, 2015	87 Stonebridge Blvd, Toronto	Detached	4	5	35	\$920K	\$889K
	109, 2350 Bridletowne Circle, Toronto	Condo	2	2	51	\$299K	\$278K
	1005, 100 Echo Pt, Toronto	Condo	3	2	1	\$226K	\$225K
	1503, 45 Silver Springs Blvd, Toronto	Condo	1	2	33	\$310K	\$295K
23 September, 2015	1010, 100 Echo Point , Toronto	Condo	3	2	9	\$229K	\$233K
24 September, 2015	45 Kenfin Ave, Toronto	Semi-Detached	3	4	16	\$599K	\$591K
	306, 55 Huntingdale Blvd, Toronto	Condo	2	2	2	\$350K	\$350K
26 September, 2015	33, 1040 Bridletowne Circle, Toronto	Townhouse	3	3	8	\$400K	\$453K
	68 Perthshire St, Toronto	Detached	4	3	37	\$749K	\$710K
	111 Timberbank Blvd, Toronto	Detached	4	4	11	\$899K	\$950K
	902, 40 Chichester Pl, Toronto	Condo	2	1	24	\$239K	\$236K
27 September, 2015	46 Hepscott Terr, Toronto	Semi-Detached	3	2	7	\$600K	\$630K
28 September, 2015	41 Kilkenny Dr, Toronto	Detached	3	3	6	\$770K	\$790K

Data

Month, Day, Year of Sold Date	Address1	Property Type	Bedrooms	Washrooms	Days on the Market	List Price	Sold Price
28 September, 2015	284 Sprucewood Crt, Toronto	Townhouse	3	3	8	\$469K	\$467K
29 September, 2015	1805, 55 Huntingdale Blvd, Toronto	Condo	2	2	55	\$337K	\$327K
1 October, 2015	23, 301 Bridletowne Circle, Toronto	Townhouse	3	3	2	\$399K	\$480K
	805, 100 Echo Point , Toronto	Condo	3	2	11	\$229K	\$225K
	Ph4, 3151 Bridletowne Circle, Toronto	Condo	2	2	32	\$268K	\$245K
2 October, 2015	601, 2500 Bridletowne Circle, Toronto	Condo	2	1	2	\$195K	\$190K
4 October, 2015	1, 3075 Bridletowne Circle, Toronto	Townhouse	3	2	20	\$500K	\$499K
	16, 200 Bridletowne Circle, Toronto	Townhouse	3	2	6	\$429K	\$472K
	812, 2050 Bridletowne Circle, Toronto	Condo	3	2	43	\$240K	\$231K
5 October, 2015	8 Lofthouse Sq, Toronto	Detached	4	2	9	\$629K	\$621K
	38, 2061 Bridletowne Circle, Toronto	Townhouse	3	3	28	\$386K	\$370K
	48 Heatherside Dr, Toronto	Semi-Detached	3	2	27	\$658K	\$637K
	106, 126 Dusay Pl, Toronto	Townhouse	3	3	2	\$449K	\$445K
	1501, 2350 Bridletowne Circle, Toronto	Condo	2	2	12	\$369K	\$378K
	1705, 2350 Bridletowne Circle, Toronto	Condo	2	2	29	\$429K	\$425K
6 October, 2015	26, 270 Timberbank Blvd, Toronto	Townhouse	4	3	6	\$380K	\$450K
	137 L'amoreaux Dr, Toronto	Townhouse	4	3	8	\$449K	\$488K
	603, 1250 Bridletowne Circle, Toronto	Condo	2	2	28	\$236K	\$227K
7 October, 2015	24 Beamsville Dr, Toronto	Detached	4	2	8	\$690K	\$680K
8 October, 2015	37, 2061 Bridletowne Circle, Toronto	Townhouse	3	2	30	\$410K	\$398K
	73 Tidefall Dr, Toronto	Detached	3	3	16	\$859K	\$850K
9 October, 2015	1101, 2050 Bridletowne Circle, Toronto	Condo	3	2	11	\$250K	\$249K
11 October, 2015	52 Kenfin Ave, Toronto	Semi-Detached	3	3	20	\$598K	\$600K
12 October, 2015	48 King Louis Cres, Toronto	Detached	4	6	8	\$699K	\$889K
	1002, 10 Stonehill Crt, Toronto	Condo	3	2	3	\$248K	\$249K
14 October, 2015	1 Clydebank Blvd, Toronto	Detached	3	1	5	\$780K	\$739K
	49 Hildenboro Sq, Toronto	Semi-Detached	3	2	7	\$559K	\$615K
	66, 2451 Bridletowne Circle, Toronto	Townhouse	3	2	6	\$399K	\$406K

Data

Month, Day, Year of Sold Date	Address1	Property Type	Bedrooms	Washrooms	Days on the Market	List Price	Sold Price
14 October, 2015	169 Glen Springs Dr, Toronto	Other	4	4	10	\$699K	\$678K
	301, 45 Huntingdale Blvd, Toronto	Condo	2	2	31	\$300K	\$295K
17 October, 2015	34 Brigadoon Cres, Toronto	Semi-Detached	4	3	24	\$660K	\$680K
19 October, 2015	2, 200 Bridletowne Circle, Toronto	Townhouse	3	2	50	\$395K	\$398K
	40, 30 Chichester Pl, Toronto	Townhouse	3	2	29	\$465K	\$455K
	60 Stonehill Crt, Toronto	Townhouse	3	3	60	\$460K	\$460K
	90 Hildenboro Sq, Toronto	Semi-Detached	3	2	21	\$645K	\$623K
	131, 20 Brookmill Blvd, Toronto	Townhouse	3	2	31	\$395K	\$409K
21 October, 2015	1410, 2550 Pharmacy Ave, Toronto	Condo	2	1	23	\$165K	\$165K
	2002, 2330 Bridletowne Circle, Toronto	Condo	2	2	29	\$350K	\$350K
22 October, 2015	21 Adencliff Rd, Toronto	Detached	4	4	3	\$829K	\$950K
	47 Heatherside Dr, Toronto	Semi-Detached	3	2	38	\$638K	\$622K
	301, 1250 Bridletowne Circle, Toronto	Condo	2	1	16	\$189K	\$195K
	2339 Bridletowne Circ, Toronto	Townhouse	4	3	8	\$540K	\$580K
23 October, 2015	31 Wakefield Cres, Toronto	Detached	4	3	10	\$819K	\$805K
	56 Longford Cres, Toronto	Other	4	3	18	\$678K	\$665K
24 October, 2015	2301 Bridletowne Circ, Toronto	Townhouse	3	2	5	\$515K	\$515K
26 October, 2015	9 Grove Hill Dr, Toronto	Detached	4	5	88	\$1,599K	\$1,025K
	68 Rainier Sq, Toronto	Detached	4	4	7	\$798K	\$861K
27 October, 2015	1611, 2350 Bridletowne Circle, Toronto	Condo	2	2	47	\$366K	\$357K
29 October, 2015	47 Perthshire St, Toronto	Detached	4	4	14	\$779K	\$770K
30 October, 2015	71, 106 Chester Le Blvd, Toronto	Townhouse	3	3	14	\$449K	\$464K
	1111, 100 Echo Pt, Toronto	Condo	3	2	49	\$222K	\$217K
31 October, 2015	502, 65 Huntingdale Blvd, Toronto	Condo	3	2	41	\$297K	\$285K
1 November, 2015	28 L'amoreaux Dr, Toronto	Townhouse	3	2	13	\$565K	\$544K
2 November, 2015	408, 2050 Bridletowne Circle, Toronto	Condo	3	2	55	\$250K	\$245K
	1010, 2350 Bridletowne Circle, Toronto	Condo	2	2	25	\$389K	\$377K
3 November, 2015	907, 2500 Bridletowne Circle, Toronto	Condo	2	1	2	\$199K	\$198K

Data

Month, Day, Year of Sold Date	Address1	Property Type	Bedrooms	Washrooms	Days on the Market	List Price	Sold Price
4 November, 2015	50 Caronridge Cres, Toronto	Detached	4	3	2	\$809K	\$928K
	2329 Bridletowne Circ, Toronto	Townhouse	3	4	7	\$488K	\$516K
5 November, 2015	19 Silver Spruce Dr, Toronto	Detached	3	3	2	\$700K	\$768K
7 November, 2015	43 Hepscott Terr, Toronto	Semi-Detached	4	3	34	\$769K	\$743K
9 November, 2015	72, 44 Chester Le Blvd, Toronto	Townhouse	3	3	1	\$385K	\$382K
10 November, 2015	33 Rainthorpe Cres, Toronto	Detached	3	4	27	\$740K	\$720K
	346 Chester Le Blvd, Toronto	Detached	3	3	13	\$765K	\$765K
11 November, 2015	901, 25 Silver Springs Blvd, Toronto	Condo	2	2	16	\$290K	\$286K
12 November, 2015	809, 45 Silver Springs Blvd, Toronto	Condo	1	2	30	\$280K	\$267K
	810, 100 Echo Point Pt, Toronto	Condo	3	2	54	\$229K	\$220K
14 November, 2015	409, 45 Silver Springs Blvd, Toronto	Condo	1	2	11	\$270K	\$282K
15 November, 2015	12, 15 Huntingwood Dr, Toronto	Townhouse	3	2	12	\$489K	\$473K
	44 Wayside Ave, Toronto	Townhouse	3	2	12	\$395K	\$390K
	62, 2061 Bridletowne Circle, Toronto	Townhouse	3	2	53	\$395K	\$374K
	1402, 3131 Bridletowne Circle, Toronto	Condo	2	3	10	\$360K	\$357K
19 November, 2015	22, 300 Bridletowne Circle, Toronto	Townhouse	3	2	31	\$429K	\$413K
	43, 75 Chester Le Blvd, Toronto	Townhouse	3	2	30	\$425K	\$391K
	1605, 55 Huntingdale Blvd, Toronto	Condo	2	2	28	\$350K	\$331K
20 November, 2015	24, 2020 Pharmacy Ave, Toronto	Townhouse	3	2	10	\$399K	\$411K
22 November, 2015	1, 2451 Bridletowne Circle, Toronto	Townhouse	3	2	4	\$389K	\$408K
	39 Glendower Crct, Toronto	Detached	3	2	34	\$740K	\$718K
23 November, 2015	40 Perthshire St, Toronto	Detached	3	4	16	\$708K	\$659K
	107, 270 Timberbank Blvd, Toronto	Townhouse	4	3	18	\$388K	\$445K
	204, 2050 Bridletowne Circle, Toronto	Condo	3	2	41	\$230K	\$223K
	1602, 45 Huntingdale Blvd, Toronto	Condo	2	2	23	\$330K	\$315K
24 November, 2015	19 Boundy Cres, Toronto	Detached	3	3	23	\$729K	\$709K
	#710, 100 Echo Point Pt, Toronto	Condo	3	2	48	\$220K	\$215K
25 November, 2015	710, 2500 Bridletowne Circle, Toronto	Condo	2	1	4	\$199K	\$193K

Data

Month, Day, Year of Sold Date	Address1	Property Type	Bedrooms	Washrooms	Days on the Market	List Price	Sold Price
26 November, 2015	10 Eastlea Cres, Toronto	Detached	3	3	3	\$690K	\$680K
	1603, 45 Silver Springs Blvd, Toronto	Condo	1	2	58	\$320K	\$298K
29 November, 2015	48, 270 Timberbank Blvd, Toronto	Townhouse	4	3	53	\$439K	\$434K
	75, 1290 Bridletowne Circle, Toronto	Townhouse	3	3	21	\$469K	\$465K
30 November, 2015	26 Longford Cres, Toronto	Other	4	2	13	\$640K	\$630K
2 December, 2015	66, 2061 Bridletowne Circle, Toronto	Townhouse	3	3	27	\$410K	\$398K
3 December, 2015	1508, 3131 Bridletowne Circle, Toronto	Condo	2	2	20	\$290K	\$286K
	1602, 65 Huntingdale Blvd, Toronto	Condo	3	2	6	\$299K	\$328K
7 December, 2015	406, 40 Chichester Pl, Toronto	Condo	2	2	14	\$284K	\$275K
8 December, 2015	76 Hildenboro Sq, Toronto	Semi-Detached	3	2	7	\$580K	\$550K
9 December, 2015	185 Bridletowne Circle, Toronto	Townhouse	4	3	8	\$439K	\$460K
	606, 2550 Pharmacy Ave, Toronto	Condo	2	1	36	\$175K	\$165K
12 December, 2015	58 Stonehill Crt, Toronto	Townhouse	3	4	9	\$470K	\$460K
	110, 106 Chester Le Blvd, Toronto	Townhouse	3	2	10	\$359K	\$381K
13 December, 2015	54 Allangrove Cres, Toronto	Detached	4	3	17	\$939K	\$908K
	209, 45 Silver Springs Blvd, Toronto	Condo	1	2	35	\$280K	\$270K
14 December, 2015	45, 75 Chester Le Blvd, Toronto	Townhouse	3	2	13	\$400K	\$418K
15 December, 2015	204, 100 Echo Pt, Toronto	Condo	3	2	32	\$237K	\$235K
16 December, 2015	48 Timberbank Blvd, Toronto	Townhouse	3	2	47	\$446K	\$403K
17 December, 2015	302, 2350 Bridletowne Circle, Toronto	Condo	2	2	16	\$330K	\$325K
20 December, 2015	54 Kelvinway Dr, Toronto	Detached	5	3	5	\$829K	\$922K
21 December, 2015	1 Norcap Ave, Toronto	Detached	3	2	47	\$818K	\$811K
27 December, 2015	903, 1250 Bridletowne Circle, Toronto	Condo	2	2	17	\$230K	\$226K
28 December, 2015	23 Lord Sydenham Crt, Toronto	Detached	3	1	76	\$699K	\$650K
29 December, 2015	55, 2061 Bridletowne Circle, Toronto	Townhouse	3	3	54	\$408K	\$396K
30 December, 2015	506, 25 Silver Springs Blvd, Toronto	Condo	2	1	24	\$236K	\$226K
31 December, 2015	1812, 2550 Pharmacy Ave, Toronto	Condo	2	1	53	\$173K	\$155K
3 January, 2016	37 Fairglen Ave, Toronto	Detached	8	6	138	\$1,833K	\$1,750K

Data

Month, Day, Year of Sold Date	Address1	Property Type	Bedrooms	Washrooms	Days on the Market	List Price	Sold Price
5 January, 2016	1603, 45 Silver Springs Blvd, Toronto	Condo	1	2	22	\$310K	\$302K
10 January, 2016	130 Brookmill Blvd, Toronto	Other	3	2	5	\$595K	\$578K
14 January, 2016	117, 270 Timberbank Blvd, Toronto	Townhouse	4	2	47	\$460K	\$439K
16 January, 2016	709, 25 Silver Springs Blvd, Toronto	Condo	2	2	20	\$287K	\$275K
17 January, 2016	62 Perthshire St, Toronto	Detached	4	4	2	\$818K	\$805K
	905, 65 Huntingdale Blvd, Toronto	Condo	3	2	5	\$315K	\$310K
18 January, 2016	160, 124 Dusay Ave, Toronto	Townhouse	3	2	5	\$460K	\$460K
	605, 25 Silver Springs Blvd, Toronto	Condo	2	1	34	\$240K	\$229K
19 January, 2016	709, 100 Echo Pt, Toronto	Condo	3	1	79	\$189K	\$176K
21 January, 2016	Ph5, 45 Silver Springs Blvd	Condo	2	1	8	\$250K	\$240K
22 January, 2016	1701, 65 Huntingdale Blvd	Condo	2	2	9	\$369K	\$375K
24 January, 2016	1412, 2350 Bridletowne Circ	Condo	2	2	1	\$440K	\$440K
26 January, 2016	88 Collingsbrook Blvd	Detached	3	3	7	\$838K	\$931K
	907, 2330 Bridletowne Circ	Condo	2	2	8	\$396K	\$418K
28 January, 2016	60 Gloxinia Cres	Detached	5	5	2	\$899K	\$953K
	704, 45 Silver Springs Blvd	Condo	3	2	55	\$278K	\$275K
	#50, 270 Timberbank Blvd	Townhouse	4	3	13	\$475K	\$451K
29 January, 2016	304, 100 Echo Pt	Condo	3	2	16	\$235K	\$230K
	1001, 40 Chichester Pl	Condo	2	2	10	\$320K	\$320K
30 January, 2016	54 Corinthian Blvd	Detached	4	4	3	\$989K	\$1,080K
31 January, 2016	76 Timberbank Blvd	Townhouse	3	2	64	\$448K	\$433K
1 February, 2016	6 Gloxinia Cres	Detached	4	3	7	\$799K	\$901K
	6, 72 Dusay Pl	Townhouse	3	3	16	\$459K	\$460K
	206, 40 Chichester Pl	Condo	3	2	5	\$240K	\$238K
	508, 2330 Bridletowne Circ	Condo	1	2	11	\$320K	\$336K
3 February, 2016	12, 42 Stonehill Crt	Townhouse	3	3	141	\$539K	\$513K
	68 Tambrook Dr	Other	3	4	8	\$688K	\$720K
	2201, 3131 Bridletowne Circ	Condo	1	2	23	\$245K	\$235K

Data

Month, Day, Year of Sold Date	Address1	Property Type	Bedrooms	Washrooms	Days on the Market	List Price	Sold Price
3 February, 2016	#705, 40 Chichester Pl	Condo	2	1	8	\$198K	\$190K
4 February, 2016	16 Norcap Ave	Detached	4	7	2	\$1,450K	\$1,436K
	76 Rakewood Cres	Semi-Detached	3	4	7	\$600K	\$648K
	1908, 25 Silver Springs Blvd	Condo	3	2	3	\$300K	\$292K
5 February, 2016	58 Parkdene Crt	Semi-Detached	3	2	8	\$599K	\$623K
7 February, 2016	15 Birchcrest Crt	Detached	3	3	6	\$730K	\$801K
8 February, 2016	57, 75 Chester Le Blvd	Townhouse	3	3	2	\$419K	\$430K
9 February, 2016	807, 45 Huntingdale Blvd	Condo	2	2	6	\$348K	\$337K
10 February, 2016	12, 72 Dusay Pl	Townhouse	3	3	5	\$475K	\$470K
	27, 2 Stonehill Crt	Townhouse	3	2	14	\$474K	\$469K
	1601, 2050 Bridletowne Circ	Condo	3	2	57	\$258K	\$250K
11 February, 2016	82 Rainier Sq	Detached	4	3	8	\$749K	\$841K
	Ph12, 2050 Bridletowne Circ	Condo	3	2	36	\$259K	\$250K
14 February, 2016	2006, 3151 Bridletowne Circ	Condo	2	2	29	\$290K	\$275K
15 February, 2016	14 Longford Cres	Other	3	3	13	\$790K	\$728K
17 February, 2016	20, 200 Bridletowne Circ	Townhouse	3	2	29	\$499K	\$492K
	104, 1200 Bridletowne Circ	Condo	2	2	90	\$219K	\$210K
	295 Silver Spring Blvd	Detached	4	4	5	\$899K	\$911K
19 February, 2016	53 Kelvinway Dr	Detached	5	3	3	\$850K	\$900K
	157 Corinthian Blvd	Townhouse	4	4	8	\$668K	\$750K
21 February, 2016	88, 270 Timberbank Blvd	Townhouse	3	3	10	\$435K	\$428K
22 February, 2016	33 Timbercreek Crt	Detached	4	4	6	\$980K	\$1,010K
23 February, 2016	1, 81 Brookmill Blvd	Townhouse	3	3	6	\$439K	\$600K
	601, 3151 Bridletowne Circ	Condo	3	2	29	\$275K	\$267K
24 February, 2016	27, 30 Chichester Pl	Townhouse	4	2	13	\$479K	\$469K
	63 Deerbrook Tr	Detached	5	4	7	\$950K	\$1,050K
25 February, 2016	16, 270 Timberbank Blvd	Townhouse	3	3	41	\$488K	\$461K
26 February, 2016	44 Rakewood Cres	Semi-Detached	4	3	17	\$635K	\$628K

Data

Month, Day, Year of Sold Date	Address1	Property Type	Bedrooms	Washrooms	Days on the Market	List Price	Sold Price
26 February, 2016	68 Orangewood Cres	Detached	3	2	8	\$799K	\$920K
	90 Timberbank Blvd	Townhouse	4	3	2	\$445K	\$480K
28 February, 2016	30 Allangrove Cres	Detached	4	3	6	\$958K	\$985K
	108, 45 Silver Springs Blvd	Condo	2	2	55	\$289K	\$279K
29 February, 2016	120 Bellefontaine St	Townhouse	3	2	6	\$575K	\$585K
1 March, 2016	38, 81 Brookmill Blvd	Townhouse	4	3	7	\$439K	\$515K
	903, 2350 Bridletowne Circ	Condo	2	2	38	\$450K	\$440K
	#1412, 100 Echo Pt	Condo	3	1	25	\$230K	\$218K
2 March, 2016	27 La Peer Blvd	Other	4	4	8	\$688K	\$866K
	1104, 100 Echo Pt	Condo	3	2	25	\$249K	\$240K
3 March, 2016	61, 100 Bridletowne Circ	Townhouse	3	2	33	\$459K	\$450K
	208, 100 Echo Pt	Condo	3	1	9	\$229K	\$229K
4 March, 2016	2311, 100 Echo Point	Condo	4	2	12	\$249K	\$235K
6 March, 2016	1903, 55 Huntingdale Blvd	Condo	2	2	4	\$330K	\$315K
7 March, 2016	6, 200 Bridletowne Circ	Townhouse	3	2	2	\$450K	\$475K
8 March, 2016	148 Glen Springs Dr	Other	4	4	1	\$589K	\$728K
	507, 3151 Bridletowne Circ	Condo	2	2	25	\$279K	\$276K
	2046A Pharmacy Ave	Detached	4	3	7	\$988K	\$1,050K
9 March, 2016	7 Castle Hill Dr	Detached	4	7	7	\$849K	\$885K
10 March, 2016	50 Brantford Dr	Detached	6	4	7	\$998K	\$1,101K
11 March, 2016	2, 200 Bridletowne Circ	Townhouse	3	2	11	\$550K	\$536K
	140 Brookmill Blvd	Other	3	3	3	\$619K	\$667K
	305, 45 Silver Springs Blvd	Condo	1	1	34	\$230K	\$225K
	1209, 1250 Bridletowne Circ	Condo	2	2	15	\$250K	\$251K
	1506, 3131 Bridletowne Circ	Condo	2	3	18	\$400K	\$420K
	1708, 45 Silver Springs Blvd	Condo	3	2	11	\$295K	\$289K
12 March, 2016	302, 2350 Bridletowne Circ	Condo	1	2	21	\$425K	\$420K
13 March, 2016	37, 1290 Bridletowne Crt	Townhouse	3	3	10	\$500K	\$566K

Data

Month, Day, Year of Sold Date	Address1	Property Type	Bedrooms	Washrooms	Days on the Market	List Price	Sold Price
13 March, 2016	72, 44 Chester Le Blvd	Townhouse	3	3	6	\$459K	\$473K
	1411, 45 Silver Springs Blvd	Condo	2	1	54	\$245K	\$240K
14 March, 2016	15 Deblyn Dr	Detached	3	2	5	\$699K	\$810K
15 March, 2016	314, 2550 Pharmacy Ave	Condo	2	1	58	\$175K	\$167K
	1502, 3151 Bridletowne Circ	Condo	2	2	18	\$280K	\$275K
	2010, 100 Echo Pt	Condo	3	2	2	\$255K	\$250K
16 March, 2016	#1, 201 Bridletowne Circ	Townhouse	3	2	4	\$489K	\$529K
17 March, 2016	58 Pinemeadow Blvd	Detached	4	3	5	\$799K	\$920K
	80 Brigadoon Cres	Detached	4	5	7	\$760K	\$866K
	403, 65 Huntingdale Blvd	Condo	2	2	13	\$368K	\$367K
	1010, 2350 Bridletowne Circ	Condo	2	2	6	\$490K	\$520K
	1411, 1250 Bridletowne Circ	Condo	2	1	4	\$229K	\$221K
18 March, 2016	505, 3131 Bridletowne Circ	Condo	1	2	12	\$256K	\$251K
	Ph07, 25 Silver Springs Blvd E	Condo	2	2	7	\$359K	\$350K
19 March, 2016	161 Bellefontaine St	Townhouse	3	4	3	\$599K	\$652K
20 March, 2016	706, 10 Stonehill Crt	Condo	3	2	4	\$259K	\$257K
21 March, 2016	20, 15 Huntingwood Dr	Townhouse	3	2	7	\$400K	\$533K
22 March, 2016	215 Silver Springs Blvd	Semi-Detached	4	4	8	\$599K	\$740K
23 March, 2016	#312, 25 Silver Springs Blvd	Condo	1	1	28	\$239K	\$230K
24 March, 2016	67, 270 Timberbank Blvd	Townhouse	3	4	2	\$389K	\$450K
	802, 2550 Pharmacy Ave	Condo	1	1	14	\$140K	\$138K
	1005, 2050 Bridle Town Circ	Condo	3	2	8	\$259K	\$248K
25 March, 2016	903, 2050 Bridletowne Circ	Condo	3	2	3	\$265K	\$264K
26 March, 2016	12 Stonebridge Blvd	Detached	5	4	5	\$998K	\$1,160K
	47 Bellefontaine St	Detached	4	3	11	\$799K	\$805K
28 March, 2016	1107, 10 Stonehill Crt	Condo	3	2	4	\$260K	\$288K
	2722 Kennedy Rd	Detached	3	2	11	\$699K	\$830K
29 March, 2016	3 Kimberdale Cres	Detached	4	3	6	\$839K	\$1,002K

Data

Month, Day, Year of Sold Date	Address1	Property Type	Bedrooms	Washrooms	Days on the Market	List Price	Sold Price
29 March, 2016	6 Stonebridge Blvd	Detached	4	4	11	\$1,180K	\$1,333K
	70 Glendower Crct	Semi-Detached	3	2	5	\$599K	\$650K
30 March, 2016	92 Hildenboro Sq	Semi-Detached	3	2	0	\$629K	\$715K
	138 Fairglen Ave	Detached	0	0	35	\$989K	\$920K
31 March, 2016	2305, 3151 Bridletowne Circ	Condo	2	2	20	\$289K	\$277K
1 April, 2016	14 Fluellen Dr	Detached	4	4	10	\$965K	\$948K
	1708, 225 Bamburg Circ	Condo	1	1	9	\$303K	\$290K
3 April, 2016	27 Eastlea Cres	Detached	4	6	12	\$799K	\$898K
4 April, 2016	409, 2350 Bridletowne Circ	Condo	2	2	20	\$450K	\$449K
5 April, 2016	44, 1290 Bridletowne Circ	Townhouse	3	4	8	\$470K	\$531K
	71 Tambrook Dr	Detached	3	3	5	\$649K	\$775K
	216 Timberbank Blvd	Detached	3	4	7	\$839K	\$928K
	1101, 45 Silver Springs Blvd	Condo	2	2	22	\$320K	\$296K
6 April, 2016	38 Catherwood Crct	Detached	4	3	9	\$888K	\$1,188K
	90, 151 L'amoreaux Dr	Townhouse	4	2	6	\$449K	\$523K
	214 Sprucewood Crct	Townhouse	3	2	11	\$398K	\$535K
7 April, 2016	12, 44 Chester Le Blvd	Townhouse	3	2	2	\$459K	\$510K
	37 Gloxinia Cres	Detached	4	4	1	\$838K	\$958K
	61 Pettibone Sq	Semi-Detached	3	3	3	\$629K	\$695K
	1909, 2050 Bridletowne Circ	Condo	3	2	1	\$259K	\$256K
9 April, 2016	50 Bellefontaine St	Detached	3	1	3	\$699K	\$810K
10 April, 2016	21 Blairwood Terr	Detached	5	4	10	\$1,188K	\$1,151K
12 April, 2016	19, 50 Bridletowne Circ	Townhouse	3	3	13	\$400K	\$465K
	48 Bellefontaine St	Detached	2	2	6	\$770K	\$770K
	103 Fairglen Ave	Detached	3	3	7	\$899K	\$1,381K
	312, 2350 Bridletowne Circ	Condo	2	2	55	\$439K	\$437K
	605, 3151 Bridletowne Circle, Toronto	Condo	2	2	34	\$275K	\$268K
	1512, 25 Silver Springs Blvd	Condo	2	1	5	\$250K	\$246K

Data

Month, Day, Year of Sold Date	Address1	Property Type	Bedrooms	Washrooms	Days on the Market	List Price	Sold Price
13 April, 2016	16 Collingsbrook Blvd	Detached	4	4	3	\$890K	\$1,002K
14 April, 2016	22 La Peer Blvd	Semi-Detached	4	3	7	\$688K	\$820K
	34 Wakefield Cres	Detached	5	6	3	\$988K	\$1,168K
	99 Huntingdale Blvd	Townhouse	3	2	16	\$450K	\$500K
	206, 40 Chichester Pl	Condo	3	2	1	\$305K	\$300K
	306, 2550 Pharmacy Ave	Condo	2	1	34	\$162K	\$157K
	201 Bellefontaine St	Townhouse	3	4	6	\$599K	\$656K
17 April, 2016	32 Bellbrook Rd	Detached	3	2	7	\$699K	\$860K
	71, 270 Timberbank Blvd	Townhouse	3	3	10	\$470K	\$455K
18 April, 2016	10 Deerbrook Tr	Detached	3	4	5	\$900K	\$1,050K
	11 Briarglen Crt	Detached	3	4	27	\$839K	\$815K
	40, 2061 Bridletowne Circ	Townhouse	3	3	10	\$409K	\$392K
	63 Ridgecrest Dr	Detached	3	4	7	\$950K	\$1,100K
	92, 270 Timberbank Blvd	Townhouse	3	3	6	\$389K	\$477K
	#412, 25 Silver Springs Blvd	Condo	1	1	5	\$249K	\$249K
19 April, 2016	64 Tidefall Dr	Detached	3	3	6	\$899K	\$1,171K
	1811, 2050 Bridletowne Circ	Condo	3	2	5	\$245K	\$243K
21 April, 2016	36, 15 Huntingwood Dr	Townhouse	3	3	9	\$450K	\$548K
	47, 3075 Bridletowne Circ	Townhouse	3	3	7	\$470K	\$550K
	106, 850 Huntingwood Dr	Townhouse	3	2	13	\$425K	\$427K
	1603, 2050 Bridletowne Circ	Condo	3	2	22	\$269K	\$259K
22 April, 2016	51 Allangrove Cres	Detached	3	3	10	\$878K	\$910K
	58 Kenfin Ave N	Semi-Detached	3	3	18	\$709K	\$690K
	1807, 45 Silver Springs Blvd	Condo	3	2	1	\$320K	\$300K
23 April, 2016	1710, 2550 Pharmacy Ave	Condo	2	1	23	\$179K	\$169K
24 April, 2016	4 Brookshire Blvd	Detached	5	3	4	\$900K	\$1,190K
	44 Pinemeadow Blvd	Detached	4	3	3	\$899K	\$1,061K
	115 Glen Springs Dr	Semi-Detached	3	2	5	\$599K	\$655K

Data

Month, Day, Year of Sold Date	Address1	Property Type	Bedrooms	Washrooms	Days on the Market	List Price	Sold Price
25 April, 2016	9 Kimbermount Dr	Detached	4	4	6	\$900K	\$1,000K
	53, 2061 Bridletowne Circ	Townhouse	3	2	26	\$400K	\$397K
	262 Sprucewood Crt	Townhouse	3	2	12	\$539K	\$532K
26 April, 2016	8 Kerbar Rd	Semi-Detached	3	4	5	\$619K	\$638K
	54, 1040 Bridletowne Circ	Townhouse	3	3	6	\$550K	\$600K
	108 Glen Springs Dr	Other	4	4	8	\$629K	\$757K
	111 Bellefontaine St	Townhouse	3	3	7	\$559K	\$630K
27 April, 2016	50 Rainier Sq	Detached	3	3	48	\$840K	\$830K
28 April, 2016	18 Orangewood Cres	Detached	4	3	1	\$899K	\$1,076K
	43, 2061 Bridletowne Circ	Townhouse	3	2	5	\$409K	\$408K
	59 Bellefontaine St	Detached	5	5	8	\$1,200K	\$1,372K
	703, 2050 Bridletowne Circ	Condo	4	2	28	\$250K	\$255K
29 April, 2016	1805, 2350 Bridletowne Circ	Condo	2	2	5	\$430K	\$436K
	3001 Bridletowne Circ	Townhouse	3	3	3	\$550K	\$615K
30 April, 2016	51 Castlemere Cres	Detached	3	2	11	\$888K	\$1,000K
1 May, 2016	44 Kenfin Ave	Semi-Detached	3	4	13	\$649K	\$645K
	56, 81 Brookmill Blvd	Townhouse	4	2	11	\$550K	\$540K
	61 Wayside Ave	Semi-Detached	4	4	5	\$638K	\$715K
2 May, 2016	29, 15 Huntingwood Dr	Townhouse	3	2	8	\$469K	\$537K
	302, 65 Huntingdale Blvd	Condo	2	2	7	\$380K	\$400K
3 May, 2016	25, 270 Timberbank Blvd	Townhouse	3	2	6	\$400K	\$501K
	26 Allangrove Cres	Detached	5	3	6	\$919K	\$1,355K
	46 Stonehill Crt	Townhouse	3	3	13	\$500K	\$575K
	2699 Kennedy Rd	Detached	3	3	22	\$839K	\$818K
4 May, 2016	175 Silver Springs Blvd	Semi-Detached	3	3	9	\$629K	\$621K
	507, 2500 Bridletowne Circ	Condo	2	1	26	\$219K	\$220K
	1908, 3131 Bridletowne Circ	Condo	2	2	9	\$314K	\$317K
	2009, 2330 Bridletowne Circ	Condo	2	2	7	\$480K	\$483K

Data

Month, Day, Year of Sold Date	Address1	Property Type	Bedrooms	Washrooms	Days on the Market	List Price	Sold Price
5 May, 2016	92 Timberbank Blvd	Townhouse	3	2	15	\$490K	\$486K
	1611, 25 Silver Springs Blvd W	Condo	1	1	3	\$250K	\$250K
	#1508, 100 Echo Point Pt	Condo	3	1	35	\$235K	\$225K
6 May, 2016	86 Corinthian Blvd	Detached	2	2	1	\$775K	\$810K
	94 Pettibone Sq	Semi-Detached	3	3	10	\$630K	\$643K
	143, 270 Timberbank Blvd	Townhouse	4	3	1	\$389K	\$485K
	1110, 1250 Bridletowne Circ	Condo	2	2	21	\$250K	\$253K
	1608, 100 Echo Point Pt	Condo	3	1	9	\$237K	\$237K
7 May, 2016	77 Carondale Cres	Other	3	2	14	\$688K	\$721K
	148, 270 Timberbank Blvd	Townhouse	4	3	8	\$455K	\$498K
	702, 2550 Pharmacy Ave	Condo	1	1	61	\$159K	\$145K
	705, 40 Chichester Pl	Condo	2	1	39	\$258K	\$250K
8 May, 2016	48 Rainier Sq	Detached	3	3	7	\$849K	\$850K
	108, 1280 Bridletowne Circ	Townhouse	3	3	5	\$469K	\$555K
	1408, 2050 Bridletowne Circ	Condo	3	2	25	\$265K	\$260K
9 May, 2016	14, 2020 Pharmacy Ave	Townhouse	3	2	18	\$440K	\$451K
	40 Brigadoon Cres	Semi-Detached	4	3	10	\$588K	\$656K
	153 Glen Springs Dr	Other	4	2	4	\$680K	\$810K
	244 Fairglen Ave	Semi-Detached	3	2	13	\$688K	\$731K
10 May, 2016	7, 2619 Warden Ave	Townhouse	3	3	18	\$480K	\$530K
	9, 121 L'amoreaux Dr	Townhouse	3	3	8	\$488K	\$526K
	44, 270 Timberbank Blvd	Townhouse	3	3	5	\$399K	\$485K
	52, 1290 Bridletowne Circ	Townhouse	3	3	7	\$528K	\$518K
	121, 20 Brookmill Blvd	Townhouse	3	1	8	\$399K	\$430K
	315 Chester Le Blvd	Semi-Detached	3	2	14	\$639K	\$635K
12 May, 2016	28 Glendower Crct	Detached	4	5	7	\$800K	\$930K
	53 Bellefontaine St	Detached	2	1	9	\$600K	\$610K
	97, 151 L'amoreaux Dr	Townhouse	4	3	6	\$400K	\$500K

Data

Month, Day, Year of Sold Date	Address1	Property Type	Bedrooms	Washrooms	Days on the Market	List Price	Sold Price
13 May, 2016	40 Carondale Cres	Other	3	4	9	\$668K	\$755K
	64, 106 Chester Le Blvd	Townhouse	3	3	4	\$470K	\$456K
	1906, 2350 Bridletowne Circ	Condo	2	2	12	\$535K	\$525K
15 May, 2016	19 Puma Dr	Semi-Detached	3	3	36	\$669K	\$660K
	27 Orangewood Cres	Detached	4	4	18	\$1,088K	\$1,060K
16 May, 2016	24 Clydebank Blvd	Detached	3	2	6	\$800K	\$805K
	1603, 3131 Bridletowne Circ	Condo	2	3	23	\$415K	\$395K
17 May, 2016	2 Orangewood Cres	Detached	4	3	27	\$1,298K	\$1,270K
	18 Solway Crt	Detached	4	4	6	\$919K	\$1,231K
	1202, 45 Huntingdale Blvd	Condo	2	2	1	\$360K	\$353K
	1606, 2050 Bridletowne Circ	Condo	3	2	1	\$264K	\$263K
18 May, 2016	21 Beverly Glen Blvd	Detached	4	4	1	\$899K	\$1,100K
	59, 75 Chester Le Blvd	Townhouse	3	2	7	\$420K	\$470K
	89 Rakewood Cres	Other	4	6	5	\$699K	\$850K
19 May, 2016	8 Partridge Lane	Detached	4	5	49	\$1,550K	\$1,455K
	1406, 10 Stonehill Crt	Condo	3	2	14	\$260K	\$275K
	1807, 100 Echo Pt	Condo	3	2	13	\$250K	\$249K
21 May, 2016	125, 91 L'amoreaux Dr	Townhouse	3	4	14	\$400K	\$473K
23 May, 2016	268 Bridletowne Circ	Townhouse	3	3	18	\$499K	\$550K
24 May, 2016	905, 1250 Bridletowne Circ	Condo	2	1	10	\$210K	\$210K
	1107, 45 Huntingdale Blvd	Condo	2	2	22	\$358K	\$330K
25 May, 2016	68 Timberbank Blvd	Townhouse	3	2	27	\$399K	\$415K
	168, 124 Dusay Pl	Townhouse	4	4	6	\$470K	\$514K
	902, 2050 Bridletowne Circ	Condo	3	2	13	\$258K	\$261K
26 May, 2016	27 Bellefontaine St	Detached	4	4	9	\$999K	\$1,217K
	169 Bellefontaine St	Townhouse	3	5	8	\$599K	\$701K
27 May, 2016	31, 2051 Bridletowne Circ	Townhouse	4	3	29	\$409K	\$396K
	Ph3, 2350 Bridletowne Circ	Condo	2	2	7	\$480K	\$575K

Data

Month, Day, Year of Sold Date	Address1	Property Type	Bedrooms	Washrooms	Days on the Market	List Price	Sold Price
28 May, 2016	405, 100 Echo Point Pt	Condo	3	2	3	\$240K	\$237K
	701, 40 Chichester Pl	Condo	3	2	73	\$261K	\$255K
	1902, 100 Echo Point Pt	Condo	3	2	10	\$278K	\$265K
30 May, 2016	24, 42 Stonehill Crt	Townhouse	3	3	5	\$500K	\$568K
	25 Rosscowan Cres	Detached	4	3	7	\$898K	\$928K
	45, 30 Chichester Pl	Townhouse	3	2	11	\$469K	\$554K
	52, 30 Chichester Pl	Townhouse	3	3	6	\$499K	\$555K
	1105, 45 Huntingdale Blvd	Condo	2	2	18	\$328K	\$310K
31 May, 2016	3, 301 Bridletowne Circ	Townhouse	3	3	28	\$499K	\$488K
	168 L'amoreaux Dr	Detached	3	3	6	\$650K	\$777K
	187 Bellefontaine St	Townhouse	3	4	5	\$600K	\$685K
1 June, 2016	9 Marblemount Cres	Detached	3	2	5	\$700K	\$820K
	19 Bellefontaine St	Detached	4	5	16	\$1,699K	\$1,750K
	104, 850 Huntingwood Dr	Townhouse	3	2	6	\$388K	\$462K
	304, 40 Chichester Pl E	Condo	3	2	26	\$250K	\$240K
	1606, 3151 Bridletowne Circ	Condo	2	2	24	\$283K	\$280K
2 June, 2016	46, 75 Chester Le Blvd	Townhouse	3	2	6	\$399K	\$492K
	52 Parkdene Crt	Semi-Detached	4	2	20	\$728K	\$755K
	74 Kilkenny Dr	Detached	3	3	7	\$888K	\$982K
	85 Glen Springs Dr	Semi-Detached	4	3	15	\$669K	\$635K
	312, 45 Silver Springs Blvd	Condo	2	1	20	\$230K	\$235K
3 June, 2016	11, 72 Dusay Pl N	Townhouse	3	3	43	\$470K	\$460K
	27 Andes Rd	Detached	4	3	9	\$850K	\$875K
	54 Leafield Dr	Detached	4	5	8	\$898K	\$1,235K
	61, 106 Chester Le Blvd	Townhouse	3	3	15	\$476K	\$470K
	1911, 2330 Bridletowne Circ	Condo	2	2	2	\$339K	\$385K
5 June, 2016	5 Collingsbrook Blvd	Detached	4	4	16	\$1,050K	\$1,040K
	70 Timberbank Blvd	Townhouse	3	2	25	\$489K	\$482K

Data

Month, Day, Year of Sold Date	Address1	Property Type	Bedrooms	Washrooms	Days on the Market	List Price	Sold Price
5 June, 2016	78, 270 Timberbank Blvd	Townhouse	3	3	3	\$400K	\$472K
6 June, 2016	9 Cross Hill Rd	Detached	4	5	10	\$1,138K	\$1,350K
7 June, 2016	18 Lanewood Cres	Detached	4	4	7	\$1,000K	\$1,210K
8 June, 2016	5 Eastlea Cres	Detached	3	3	9	\$799K	\$1,042K
9 June, 2016	122, 270 Timberbank Blvd	Townhouse	3	3	14	\$449K	\$450K
	501, 25 Silver Springs Blvd	Condo	2	2	13	\$300K	\$298K
10 June, 2016	10, 270 Timberbank Blvd	Townhouse	3	3	16	\$399K	\$466K
	26, 250 Bridletowne Circ	Townhouse	3	2	8	\$399K	\$475K
11 June, 2016	41 Candlebrook Cres	Detached	4	2	8	\$759K	\$743K
12 June, 2016	42, 44 Chester Le Blvd	Townhouse	4	2	10	\$458K	\$505K
	44, 75 Chester Le Blvd	Townhouse	3	2	3	\$399K	\$480K
	84 Brookmill Blvd	Other	3	3	11	\$638K	\$720K
	119 Fairglen Ave	Detached	3	2	5	\$988K	\$1,425K
13 June, 2016	30 Chestergrove Cres	Detached	4	3	6	\$885K	\$957K
14 June, 2016	34 Parkdene Crt	Semi-Detached	3	2	6	\$598K	\$730K
	67 Brigadoon Cres	Detached	3	2	0	\$688K	\$810K
	1403, 2350 Bridletowne Circ	Condo	2	2	7	\$400K	\$461K
15 June, 2016	201, 25 Silver Springs Blvd	Condo	2	2	2	\$315K	\$312K
	#404, 25 Silver Springs Blvd	Condo	2	2	3	\$305K	\$300K
16 June, 2016	71 Rakewood Cres	Semi-Detached	3	3	7	\$550K	\$685K
	606, 45 Silver Springs Blvd	Condo	2	1	7	\$249K	\$267K
17 June, 2016	102 Huntingdale Blvd	Townhouse	4	3	21	\$599K	\$680K
19 June, 2016	52 Huntingdale Blvd	Townhouse	4	4	5	\$599K	\$688K
20 June, 2016	23 Buena Vista Ave	Detached	3	2	46	\$880K	\$858K
21 June, 2016	58 Harringay Cres	Detached	5	4	6	\$988K	\$1,139K
	77 Brigadoon Cres	Detached	4	3	5	\$851K	\$875K
	113, 850 Huntingwood Dr	Townhouse	3	2	18	\$469K	\$463K
	#709, 2330 Bridletowne Circ	Condo	2	2	5	\$460K	\$510K

Data

Month, Day, Year of Sold Date	Address1	Property Type	Bedrooms	Washrooms	Days on the Market	List Price	Sold Price
21 June, 2016	Ph06, 55 Huntingdale Blvd	Condo	2	2	2	\$352K	\$350K
22 June, 2016	1411, 2330 Bridletowne Circ	Condo	1	2	6	\$369K	\$395K
	Ph01, 2721 Victoria Park Ave	Condo	2	1	37	\$300K	\$320K
23 June, 2016	6 Charade Crt	Detached	4	4	7	\$1,200K	\$1,290K
	1001, 25 Silver Springs Blvd	Condo	2	2	8	\$323K	\$318K
24 June, 2016	2206, 2350 Bridletowne Circ	Condo	2	2	17	\$488K	\$463K
25 June, 2016	402, 40 Chichester Pl	Condo	2	1	18	\$259K	\$255K
27 June, 2016	10, 300 Bridletowne Circ	Townhouse	3	2	24	\$469K	\$486K
	27 Fort Dearborn Dr	Detached	3	3	7	\$788K	\$918K
	2004, 55 Huntingdale Blvd	Condo	2	2	20	\$370K	\$355K
28 June, 2016	61 Timbercreek Crt	Detached	4	4	6	\$1,098K	\$1,251K
	203, 40 Chichester Pl	Condo	3	2	10	\$300K	\$290K
	711, 100 Echo Point	Condo	4	2	22	\$279K	\$275K
29 June, 2016	80 Pettibone Sq	Semi-Detached	4	2	12	\$695K	\$687K
30 June, 2016	2, 250 Bridletowne Circ	Townhouse	3	2	1	\$559K	\$555K
	32 Andes Rd	Detached	4	4	6	\$851K	\$878K
	68 Parkdene Crt	Semi-Detached	3	3	3	\$699K	\$719K
	407, 65 Huntingdale Blvd	Condo	2	2	17	\$368K	\$366K
3 July, 2016	43 Buena Vista Ave	Detached	3	2	31	\$875K	\$855K
	1107, 100 Echo Point Pt	Condo	3	2	14	\$279K	\$268K
4 July, 2016	#ph08, 2550 Pharmacy Ave	Condo	2	2	3	\$229K	\$205K
5 July, 2016	37 Darnborough Way	Semi-Detached	4	3	3	\$650K	\$768K
	45 Bellefontaine St E	Detached	3	2	21	\$775K	\$720K
	1408, 25 Silver Springs Blvd	Condo	3	2	1	\$310K	\$306K
6 July, 2016	15 D' Albret Cres	Detached	4	3	15	\$898K	\$885K
	18 Rosscowan Cres	Detached	4	4	7	\$938K	\$915K
	205, 25 Silver Springs Blvd	Condo	1	1	5	\$245K	\$242K
	1908, 45 Silver Springs Blvd	Condo	2	2	6	\$299K	\$293K

Data

Month, Day, Year of Sold Date	Address1	Property Type	Bedrooms	Washrooms	Days on the Market	List Price	Sold Price
7 July, 2016	26 Leaffield Dr	Detached	4	4	1	\$1,388K	\$1,700K
8 July, 2016	146, 124 Dusay Pl	Townhouse	3	2	16	\$425K	\$424K
	212, 2050 Bridletowne Circ	Condo	3	2	6	\$274K	\$270K
	1004, 40 Chichester Pl	Condo	2	2	23	\$410K	\$410K
9 July, 2016	1803, 2350 Bridletowne Circ	Condo	2	2	17	\$528K	\$528K
10 July, 2016	7 Tidefall Dr	Detached	4	3	6	\$900K	\$1,250K
	1607, 45 Silver Springs Blvd	Condo	2	2	5	\$329K	\$320K
11 July, 2016	8 Kelvinway Dr	Detached	5	4	28	\$1,298K	\$1,268K
12 July, 2016	26 Catherwood Crt	Detached	4	3	6	\$985K	\$1,220K
	57 La Peer Blvd	Other	3	2	21	\$680K	\$679K
13 July, 2016	25 Deerbrook Tr	Detached	4	3	1	\$900K	\$1,130K
	46 Rakewood Cres	Semi-Detached	3	4	7	\$599K	\$650K
	401, 45 Silver Springs Blvd	Condo	3	2	27	\$300K	\$305K
14 July, 2016	22 Deerbrook Tr	Detached	4	4	17	\$1,239K	\$1,220K
	66 Parkdene Crt	Semi-Detached	3	2	7	\$600K	\$738K
	707, 45 Silver Springs Blvd	Condo	3	2	27	\$337K	\$318K
15 July, 2016	110, 2550 Pharmacy Ave	Condo	2	1	18	\$169K	\$168K
	205, 3151 Bridletowne Circ	Condo	3	2	9	\$279K	\$271K
17 July, 2016	1106, 10 Stonehill Crt	Condo	3	2	3	\$278K	\$276K
18 July, 2016	2, 40 Wayside Ave	Townhouse	3	2	11	\$408K	\$455K
	17 Leaffield Dr	Detached	3	3	10	\$1,079K	\$1,325K
	51, 2061 Bridletowne Circ	Townhouse	4	3	32	\$439K	\$433K
	71 Brigadoon Cres	Detached	4	2	0	\$800K	\$825K
	107, 126 Dusay Pl E	Townhouse	3	2	13	\$459K	\$500K
19 July, 2016	62 Brigadoon Cres	Detached	4	4	27	\$789K	\$801K
	1102, 100 Echo Pt	Condo	4	2	34	\$279K	\$271K
20 July, 2016	9 Gloxinia Cres	Detached	4	5	7	\$998K	\$1,230K
21 July, 2016	34 Bellbrook Rd	Detached	5	6	3	\$1,699K	\$1,855K

Data

Month, Day, Year of Sold Date	Address1	Property Type	Bedrooms	Washrooms	Days on the Market	List Price	Sold Price
21 July, 2016	37, 15 Huntingwood Dr	Townhouse	3	2	12	\$500K	\$515K
	62, 30 Chichester Pl	Townhouse	3	3	10	\$489K	\$530K
	115, 1280 Bridletowne Circ	Townhouse	3	2	6	\$478K	\$488K
22 July, 2016	51, 270 Timberbank Blvd	Townhouse	3	3	36	\$489K	\$480K
25 July, 2016	33 Puma Dr	Semi-Detached	3	4	10	\$599K	\$654K
26 July, 2016	603, 2330 Bridletowne Circ	Condo	2	3	0	\$575K	\$625K
	2103, 100 Echo Pt E	Condo	3	2	7	\$258K	\$250K
	#11, 15 Huntingwood Dr	Townhouse	4	2	12	\$489K	\$570K
28 July, 2016	#1210, 10 Stonehill Crt	Condo	3	2	26	\$260K	\$285K
	#1409, 25 Silver Springs Blvd	Condo	2	2	36	\$330K	\$329K
29 July, 2016	129 Bellefontaine St	Townhouse	3	2	59	\$629K	\$620K
	403, 3131 Bridletowne Circ	Condo	2	3	24	\$370K	\$370K
30 July, 2016	604, 2550 Pharmacy Ave	Condo	2	1	15	\$159K	\$157K
31 July, 2016	34 Kenmanor Blvd	Detached	4	3	9	\$898K	\$1,250K
2 August, 2016	19, 301 Bridletowne Circ	Townhouse	3	3	4	\$500K	\$538K
	36, 250 Bridletowne Circ	Townhouse	3	2	39	\$560K	\$540K
	40, 300 Bridletowne Circ	Townhouse	4	3	5	\$500K	\$592K
4 August, 2016	90 Castle Hill Dr	Detached	3	1	1	\$780K	\$800K
	1103, 3151 Bridletowne Circ	Condo	2	2	31	\$280K	\$282K
5 August, 2016	11, 40 Wayside Ave	Townhouse	3	3	16	\$600K	\$610K
	74, 151 L'amoreaux Dr	Townhouse	3	3	14	\$529K	\$520K
	118 Fairglen Ave	Detached	4	4	15	\$1,999K	\$1,865K
8 August, 2016	324 Sprucewood Crt	Townhouse	3	2	7	\$535K	\$535K
	2002, 2350 Bridletowne Circ	Condo	2	2	11	\$400K	\$445K
9 August, 2016	402, 1250 Bridletowne Circ	Condo	2	1	24	\$230K	\$230K
10 August, 2016	40 L'amoreaux Dr	Townhouse	3	3	9	\$678K	\$671K
	50, 100 Bridletowne Circ	Townhouse	3	2	25	\$480K	\$556K
	611, 1250 Bridletowne Circ	Condo	2	1	16	\$230K	\$227K

Data

Month, Day, Year of Sold Date	Address1	Property Type	Bedrooms	Washrooms	Days on the Market	List Price	Sold Price
11 August, 2016	32 Charade Crt	Detached	5	4	9	\$1,230K	\$1,290K
	102, 1280 Bridletowne Circ	Townhouse	3	2	13	\$499K	\$495K
12 August, 2016	507, 25 Silver Spring Blvd	Condo	2	2	14	\$245K	\$270K
	1401, 45 Silver Springs Blvd	Condo	2	2	24	\$350K	\$342K
	1709, 45 Silver Springs Blvd	Condo	3	2	0	\$319K	\$320K
15 August, 2016	7 Boundy Cres	Detached	3	3	3	\$699K	\$750K
	1007, 2050 Bridletowne Circ	Condo	3	2	9	\$280K	\$294K
	1101, 2350 Bridletowne Circ	Condo	2	2	2	\$470K	\$470K
	1108, 3131 Bridletowne Circ	Condo	1	2	11	\$318K	\$323K
	1401, 100 Echo Pt	Condo	3	1	12	\$249K	\$248K
16 August, 2016	60 Kimberdale Cres	Detached	4	3	7	\$869K	\$1,111K
	119 Corinthian Blvd	Semi-Detached	4	3	26	\$750K	\$730K
	311, 10 Stonehill Crt	Condo	3	2	19	\$289K	\$286K
18 August, 2016	105 Rainier Sq	Detached	3	5	8	\$849K	\$1,060K
	506, 2721 Victoria Park Ave	Condo	2	2	7	\$309K	\$310K
19 August, 2016	129 Silver Springs Blvd	Semi-Detached	3	4	10	\$588K	\$622K
22 August, 2016	75 Heatherside Dr	Semi-Detached	3	2	7	\$674K	\$768K
	207, 55 Huntingdale Blvd	Condo	2	2	11	\$330K	\$345K
	1004, 100 Echo Point Pt	Condo	3	2	14	\$200K	\$221K
23 August, 2016	42, 81 Brookmill Blvd	Townhouse	4	4	13	\$499K	\$600K
	1808, 45 Silver Springs Blvd	Condo	3	2	7	\$329K	\$331K
24 August, 2016	17 Hildenboro Sq	Semi-Detached	4	2	9	\$758K	\$735K
	112C Bellefontaine St	Townhouse	3	3	7	\$618K	\$689K
25 August, 2016	811, 45 Silver Springs Blvd	Condo	1	1	6	\$249K	\$258K
	906, 10 Stonehill Crt	Condo	3	2	15	\$242K	\$250K
26 August, 2016	4, 270 Timberbank Blvd	Townhouse	3	3	35	\$465K	\$545K
	1912, 45 Silver Springs Blvd	Condo	2	1	37	\$250K	\$246K
27 August, 2016	20, 3075 Bridletowne Circ	Townhouse	3	3	19	\$500K	\$500K

Data

Month, Day, Year of Sold Date	Address1	Property Type	Bedrooms	Washrooms	Days on the Market	List Price	Sold Price
28 August, 2016	239 Timberbank Blvd	Detached	4	4	2	\$949K	\$1,090K
29 August, 2016	115 Timberbank Blvd	Detached	5	3	7	\$900K	\$1,072K
31 August, 2016	7 Bellefontaine St	Detached	3	2	14	\$699K	\$760K
	25 Fort Dearborn Dr	Detached	3	4	7	\$799K	\$820K
	26, 850 Huntingwood Dr E	Townhouse	3	3	8	\$399K	\$465K
	54 Deerbrook Tr	Detached	4	3	7	\$1,159K	\$1,273K
	503, 2550 Pharmacy Ave	Condo	2	1	9	\$173K	\$187K
1 September, 2016	17, 81 Brookmill Blvd	Townhouse	3	3	7	\$498K	\$610K
	20 Clydebank Blvd	Detached	3	1	8	\$900K	\$900K
	39 Timbercreek Crt	Detached	4	4	9	\$1,100K	\$1,268K
	808, 65 Huntingdale Blvd	Condo	3	2	7	\$380K	\$375K
	1705, 2350 Bridletowne Circ	Condo	2	2	16	\$460K	\$470K
2 September, 2016	374 Sprucewood Crt	Townhouse	4	3	14	\$532K	\$535K
5 September, 2016	65, 2 Stonehill Crt	Townhouse	3	2	14	\$538K	\$536K
	1606, 65 Huntingdale Blvd	Condo	2	2	4	\$370K	\$395K
6 September, 2016	58 Darnborough Way	Semi-Detached	4	2	12	\$728K	\$810K
7 September, 2016	132 Collingsbrook Blvd	Detached	3	3	7	\$799K	\$1,000K
8 September, 2016	47 Wayside Ave	Other	4	5	6	\$750K	\$862K
	408, 10 Stone Hill Crt	Condo	3	2	25	\$288K	\$282K
9 September, 2016	135 Corinthian Blvd	Townhouse	4	2	3	\$599K	\$651K
	2728 Kennedy Rd	Detached	3	3	14	\$808K	\$790K
10 September, 2016	20 Hildenboro Sq	Semi-Detached	3	3	7	\$698K	\$757K
	74 Huntingdale Blvd	Townhouse	4	2	5	\$650K	\$630K
13 September, 2016	8, 270 Timberbank Blvd	Townhouse	4	3	6	\$388K	\$550K
	21 Sheldonbury Cres	Detached	4	2	7	\$789K	\$1,025K
14 September, 2016	407, 10 Stonehill Crt	Condo	3	2	8	\$275K	\$275K
15 September, 2016	7, 121 L'amoreaux Dr	Townhouse	3	3	20	\$500K	\$530K
	22 Brookshire Blvd	Detached	5	4	7	\$988K	\$1,100K

Data

Month, Day, Year of Sold Date	Address1	Property Type	Bedrooms	Washrooms	Days on the Market	List Price	Sold Price
15 September, 2016	612, 1250 Bridletowne Circ	Condo	2	1	22	\$249K	\$270K
16 September, 2016	6, 50 Brookmill Blvd	Townhouse	3	2	4	\$570K	\$570K
	32 Perthshire St	Detached	4	4	16	\$995K	\$1,004K
	42 Rainier Sq	Detached	3	4	10	\$729K	\$830K
17 September, 2016	8 Pettibone Sq	Semi-Detached	3	2	24	\$669K	\$652K
18 September, 2016	2307, 2330 Bridletowne Circ	Condo	2	2	11	\$470K	\$465K
19 September, 2016	22 Harfleur Rd	Detached	4	4	8	\$1,098K	\$1,080K
20 September, 2016	8 Castlemere Cres	Detached	3	3	13	\$1,169K	\$1,150K
	17 Rakewood Cres	Other	4	2	5	\$700K	\$725K
	18 Garrybrook Dr	Detached	5	3	5	\$948K	\$1,058K
	60 Rainier Sq	Detached	3	5	13	\$888K	\$875K
	207, 25 Silver Springs Blvd	Condo	2	2	22	\$315K	\$310K
21 September, 2016	4 Cross Hill Rd	Detached	5	5	3	\$1,399K	\$1,575K
	10 Timberbank Blvd	Townhouse	3	2	26	\$485K	\$467K
	35 Ridgecrest Dr	Detached	3	3	10	\$1,098K	\$1,200K
	152 Glen Springs Dr	Other	4	2	9	\$638K	\$695K
	2207, 2330 Bridletowne Circ	Condo	2	2	27	\$450K	\$480K
22 September, 2016	21 Castlemere Cres	Detached	3	2	3	\$1,179K	\$1,160K
24 September, 2016	9, 42 Stonehill Crt	Townhouse	3	3	5	\$510K	\$560K
	22, 270 Timberbank Blvd	Townhouse	4	3	5	\$490K	\$490K
25 September, 2016	28 Kenfin Ave	Semi-Detached	3	2	9	\$688K	\$735K
	80 Hepscott Terr	Other	3	3	3	\$799K	\$810K
26 September, 2016	20, 300 Bridletowne Circ	Townhouse	3	2	11	\$469K	\$532K
	136, 91 L'amoreaux Dr	Townhouse	4	2	25	\$450K	\$444K
	157 Bellefontaine St	Townhouse	3	4	14	\$700K	\$750K
	909, 2550 Pharmacy Ave	Condo	2	1	6	\$180K	\$181K
27 September, 2016	1703, 3151 Bridletowne Circ	Condo	2	2	2	\$290K	\$290K
28 September, 2016	17, 1 Chester Le Blvd	Townhouse	3	2	6	\$499K	\$534K

Data

Month, Day, Year of Sold Date	Address1	Property Type	Bedrooms	Washrooms	Days on the Market	List Price	Sold Price
29 September, 2016	52, 850 Huntingwood Dr	Townhouse	3	4	12	\$468K	\$460K
30 September, 2016	36, 75 Chester Le Blvd	Townhouse	3	2	25	\$438K	\$485K
	612, 10 Stonehill Crt	Condo	2	2	16	\$258K	\$267K
	2730 Kennedy Rd	Detached	3	2	31	\$780K	\$780K
3 October, 2016	1209, 2550 Pharmacy Ave	Condo	2	1	7	\$195K	\$190K
5 October, 2016	16 Colinayre Cres	Detached	4	5	8	\$899K	\$1,109K
	36 Staley Terr	Detached	3	3	2	\$700K	\$680K
	37 Boundy Cres	Detached	4	3	6	\$699K	\$900K
6 October, 2016	1407, 2550 Pharmacy Ave	Condo	1	1	30	\$170K	\$160K
7 October, 2016	338 Sprucewood Crt	Townhouse	3	3	2	\$540K	\$533K
8 October, 2016	1009, 2350 Bridletowne Circ	Condo	2	2	3	\$499K	\$500K
11 October, 2016	48 Staley Terr	Detached	4	2	5	\$690K	\$759K
	57 Heatherside Dr	Semi-Detached	3	2	11	\$667K	\$785K
	402, 25 Silver Springs Blvd	Condo	2	2	15	\$290K	\$313K
12 October, 2016	9, 50 Bridletowne Circ	Townhouse	3	2	13	\$499K	\$545K
	35 Stonebridge Blvd	Detached	4	3	6	\$1,260K	\$1,317K
	50 Kerbar Rd	Semi-Detached	3	4	7	\$599K	\$706K
	109, 151 L'amoreaux Dr	Townhouse	4	3	7	\$499K	\$530K
13 October, 2016	2, 201 Bridletowne Circ	Townhouse	3	3	14	\$499K	\$515K
	61, 2061 Bridletowne Circ	Townhouse	3	2	5	\$400K	\$420K
14 October, 2016	38, 81 Brookmill Blvd	Townhouse	4	3	3	\$539K	\$627K
	907, 100 Echo Pt	Condo	3	2	12	\$268K	\$265K
15 October, 2016	54 Kelvinway Dr	Detached	5	5	3	\$1,236K	\$1,262K
16 October, 2016	75 Rakewood Cres	Semi-Detached	3	3	10	\$688K	\$690K
17 October, 2016	25 Staley Terr	Detached	5	5	11	\$729K	\$883K
	1512, 2050 Bridletowne Circ	Condo	3	2	14	\$280K	\$269K
18 October, 2016	1512, 2350 Bridletowne Circ	Condo	2	2	34	\$475K	\$490K
19 October, 2016	9, 44 Chester Le Blvd	Townhouse	3	3	8	\$470K	\$495K

Data

Month, Day, Year of Sold Date	Address1	Property Type	Bedrooms	Washrooms	Days on the Market	List Price	Sold Price
19 October, 2016	18 Wakefield Cres	Detached	5	3	6	\$949K	\$1,150K
20 October, 2016	27 Buena Vista Ave	Detached	3	1	2	\$799K	\$901K
	81 Rakewood Cres	Semi-Detached	3	4	1	\$738K	\$720K
	1109, 25 Silver Springs Blvd	Condo	2	2	46	\$319K	\$299K
21 October, 2016	39 Kenmanor Blvd	Detached	4	4	9	\$995K	\$1,250K
	92, 81 Brookmill Blvd	Townhouse	3	2	10	\$598K	\$590K
22 October, 2016	56 Puma Dr	Townhouse	3	3	3	\$599K	\$650K
	59 Heatherside Dr	Semi-Detached	3	2	1	\$788K	\$783K
23 October, 2016	344 Chester Le Blvd	Detached	3	2	10	\$800K	\$888K
24 October, 2016	14, 30 Chichester Pl	Townhouse	3	2	13	\$460K	\$470K
	50 Stonebridge Blvd	Detached	4	3	7	\$1,298K	\$1,280K
25 October, 2016	820 Huntingwood Dr	Detached	4	4	6	\$919K	\$1,055K
26 October, 2016	22 Colinayre Cres	Detached	4	4	20	\$949K	\$1,100K
	77 Ridgecrest Dr	Detached	4	5	13	\$1,199K	\$1,332K
	- Ph 10, 25 Silver Springs Blvd	Condo	2	2	15	\$288K	\$295K
27 October, 2016	7 Castle Hill Dr	Detached	4	7	2	\$940K	\$988K
	50 Parkdene Crt	Semi-Detached	4	3	59	\$750K	\$745K
28 October, 2016	106 Collingsbrook Blvd	Detached	4	4	38	\$1,298K	\$1,239K
	106, 25 Silver Springs Blvd	Condo	2	2	7	\$299K	\$350K
	275 Timberbank Blvd	Semi-Detached	5	6	10	\$749K	\$830K
31 October, 2016	1801, 100 Echo Pt	Condo	3	1	31	\$258K	\$250K
	Th15, 30 Chichester Pl	Townhouse	3	2	3	\$519K	\$588K
1 November, 2016	36 Rakewood Cres	Semi-Detached	4	3	6	\$599K	\$782K
	1505, 55 Huntingdale Blvd	Condo	2	2	6	\$325K	\$360K
2 November, 2016	70, 850 Huntingwood Dr	Townhouse	3	3	15	\$389K	\$450K
	1403, 2050 Bridletowne Circ	Condo	2	2	53	\$260K	\$249K
	1409, 45 Silver Springs Blvd	Condo	2	2	22	\$325K	\$320K
4 November, 2016	1, 50 Bridletowne Circ	Townhouse	3	2	4	\$538K	\$545K

Data

Month, Day, Year of Sold Date	Address1	Property Type	Bedrooms	Washrooms	Days on the Market	List Price	Sold Price
4 November, 2016	405, 1200 Bridletowne Circ	Condo	2	2	4	\$268K	\$268K
	605, 2500 Bridletowne Circ	Condo	2	1	14	\$249K	\$238K
	1912, 2050 Bridletowne Circ	Condo	3	2	32	\$293K	\$288K
	2005, 2050 Bridletowne Circ	Condo	3	2	16	\$250K	\$265K
5 November, 2016	15, 2020 Pharmacy Ave	Townhouse	3	2	36	\$512K	\$503K
6 November, 2016	64 Brookmill Blvd	Other	3	3	38	\$778K	\$751K
	85 Kerbar Rd	Semi-Detached	4	2	3	\$689K	\$750K
	104 Rakewood Cres	Semi-Detached	4	3	5	\$770K	\$725K
7 November, 2016	122 Glen Springs Dr	Semi-Detached	4	4	3	\$599K	\$740K
8 November, 2016	50 Kilkenny Dr	Detached	3	3	6	\$728K	\$966K
	52 Morgandale Cres	Detached	5	5	33	\$1,239K	\$1,258K
9 November, 2016	40 Huntingwood Dr	Detached	3	2	7	\$888K	\$1,060K
10 November, 2016	1212, 2550 Pharmacy Ave	Condo	2	1	12	\$195K	\$194K
	1511, 45 Silver Springs Blvd	Condo	1	1	10	\$250K	\$251K
11 November, 2016	5 Darnborough Way	Other	4	3	8	\$789K	\$846K
	42 Pinemeadow Blvd	Detached	4	3	10	\$1,040K	\$1,030K
12 November, 2016	64, 850 Huntingwood Dr	Townhouse	3	4	15	\$468K	\$463K
	808, 2500 Bridletowne Circ	Condo	1	1	10	\$229K	\$225K
14 November, 2016	501, 45 Huntingdale Blvd	Condo	2	2	26	\$369K	\$355K
	804, 40 Chichester Pl	Condo	2	2	27	\$295K	\$293K
	2109, 100 Echo Pt	Condo	3	1	56	\$240K	\$239K
15 November, 2016	22 Foxwood Grve	Detached	4	3	11	\$1,085K	\$980K
	501, 2050 Bridletowne Circ	Condo	3	2	16	\$275K	\$270K
	1001, 25 Silver Springs Blvd	Condo	2	2	45	\$339K	\$328K
	Ph#05, 2330 Bridletowne Circ	Condo	1	2	18	\$420K	\$408K
16 November, 2016	4-201 Bridletowne Circ S	Townhouse	3	2	17	\$499K	\$530K
17 November, 2016	# 1410, 2330 Bridletowne Circ	Condo	2	2	14	\$489K	\$500K
20 November, 2016	16 Gloxinia Cres	Detached	5	4	1	\$1,238K	\$1,200K

Data

Month, Day, Year of Sold Date	Address1	Property Type	Bedrooms	Washrooms	Days on the Market	List Price	Sold Price
22 November, 2016	19 Buena Vista Ave	Detached	2	2	0	\$799K	\$890K
	24 Catherwood Crt	Detached	3	4	23	\$1,238K	\$1,180K
	58 Ridgecrest Dr	Detached	4	4	7	\$1,000K	\$1,458K
	171 Fairglen Ave	Detached	3	2	7	\$950K	\$1,150K
	1501, 2050 Bridletowne Circ	Condo	2	2	8	\$270K	\$271K
23 November, 2016	47 Buena Vista Ave	Detached	4	4	8	\$998K	\$1,360K
24 November, 2016	605, 25 Silver Springs Blvd	Condo	2	1	16	\$250K	\$259K
25 November, 2016	84 Castle Hill Dr	Detached	3	2	2	\$840K	\$910K
27 November, 2016	27 Brigadoon Cres	Semi-Detached	3	2	4	\$710K	\$705K
	311, 2050 Bridletowne Circ	Condo	2	2	18	\$278K	\$280K
28 November, 2016	33 Sesame St	Detached	4	5	4	\$1,000K	\$1,360K
	210 Sprucewood Crt	Townhouse	3	2	25	\$529K	\$525K
2 December, 2016	40 Sheldonbury Cres	Detached	3	2	8	\$1,000K	\$1,100K
	124, 270 Timberbank Blvd	Townhouse	4	2	15	\$490K	\$510K
4 December, 2016	149 Brookmill Blvd	Townhouse	3	3	13	\$688K	\$678K
6 December, 2016	36 Harringay Cres	Detached	4	3	5	\$889K	\$1,200K
7 December, 2016	712, 2350 Bridletowne Circ	Condo	2	2	8	\$466K	\$466K
9 December, 2016	1201, 10 Stonehill Crt	Condo	3	2	2	\$288K	\$298K
13 December, 2016	911, 100 Echo Pt	Condo	3	2	3	\$260K	\$272K
14 December, 2016	31, 270 Timberbank Blvd	Townhouse	4	4	23	\$549K	\$539K
	221 Silver Springs Blvd	Semi-Detached	3	4	1	\$649K	\$750K
	702, 10 Stonehill Crt	Condo	3	2	3	\$288K	\$298K
15 December, 2016	20 Clydebank Blvd	Detached	3	1	8	\$900K	\$927K
17 December, 2016	212, 2550 Pharmacy Ave	Condo	2	1	18	\$200K	\$195K
18 December, 2016	9 Longford Cres	Other	3	2	14	\$818K	\$809K
20 December, 2016	69 Longford Cres	Other	3	2	5	\$798K	\$820K
	1205, 3131 Bridletowne Circ	Condo	1	2	29	\$360K	\$335K
21 December, 2016	1209, 2550 Pharmacy Ave	Condo	2	1	13	\$200K	\$210K

Data

Month, Day, Year of Sold Date	Address1	Property Type	Bedrooms	Washrooms	Days on the Market	List Price	Sold Price
23 December, 2016	110 Heatherside Dr	Detached	4	4	2	\$1,099K	\$1,085K
	#1509, 2330 Bridletowne Circ	Condo	2	2	9	\$499K	\$510K
24 December, 2016	32 Revlis Cres	Semi-Detached	4	3	17	\$799K	\$799K
27 December, 2016	112, 106 Chester Le Blvd	Townhouse	3	2	23	\$488K	\$483K
28 December, 2016	62 Perthshire St	Detached	4	4	11	\$939K	\$917K
30 December, 2016	710, 45 Silver Springs Blvd	Condo	3	2	14	\$356K	\$356K
4 January, 2017	15 Cross Hill Rd	Detached	4	7	89	\$1,488K	\$1,470K
	160, 124 Dusay Ave	Townhouse	3	3	5	\$549K	\$540K
6 January, 2017	1702, 100 Echo Pt	Condo	3	2	23	\$289K	\$285K
7 January, 2017	1801, 3131 Bridletowne Circ	Condo	2	2	2	\$350K	\$365K
8 January, 2017	154, 91 L'amoreaux Dr	Townhouse	4	3	27	\$469K	\$469K
9 January, 2017	1404, 45 Silver Springs Blvd	Condo	2	2	13	\$355K	\$350K
10 January, 2017	96, 91 L'amoreaux Dr	Townhouse	3	2	56	\$419K	\$428K
19 January, 2017	107, 25 Silver Springs Blvd	Condo	3	2	8	\$289K	\$283K
	1012, 100 Echo Pt	Condo	3	1	9	\$260K	\$265K
20 January, 2017	2001, 55 Huntingdale Blvd	Condo	2	2	5	\$320K	\$391K
21 January, 2017	73, 44 Chester Le Blvd N	Townhouse	3	2	12	\$538K	\$583K
22 January, 2017	193 Bellefontaine St	Townhouse	4	4	8	\$799K	\$765K
24 January, 2017	408, 3151 Bridletowne Circ	Condo	3	2	6	\$290K	\$300K
25 January, 2017	33 Bellefontaine St	Detached	3	2	2	\$825K	\$904K
	57, 100 Bridletowne Circ	Townhouse	3	2	15	\$498K	\$551K
	304, 65 Huntingdale Blvd	Condo	2	2	2	\$415K	\$460K
	1606, 25 Silver Springs Blvd	Condo	1	1	68	\$278K	\$267K
27 January, 2017	34 Harringay Cres	Detached	4	3	0	\$969K	\$1,250K
	1803, 25 Silver Springs Blvd	Condo	1	2	79	\$310K	\$302K
28 January, 2017	2211, 100 Echo Pt, Toronto	Condo	3	2	19	\$261K	\$253K
30 January, 2017	1807, 2330 Bridletowne Circ	Condo	2	2	7	\$500K	\$500K
1 February, 2017	51 Bellefontaine St	Detached	3	2	5	\$888K	\$950K

Data

Month, Day, Year of Sold Date	Address1	Property Type	Bedrooms	Washrooms	Days on the Market	List Price	Sold Price
1 February, 2017	1512, 2050 Bridletowne Circ	Condo	3	2	15	\$295K	\$283K
2 February, 2017	28, 15 Huntingwood Dr	Townhouse	3	4	14	\$639K	\$635K
3 February, 2017	8 Andes Rd	Semi-Detached	4	3	23	\$899K	\$880K
	14, 30 Chichester Pl	Townhouse	3	2	0	\$499K	\$603K
	71 Brigadoon Cres	Detached	4	4	9	\$899K	\$1,105K
6 February, 2017	119, 850 Huntingwood Dr	Townhouse	3	4	16	\$440K	\$485K
	1101, 2550 Pharmacy Ave	Condo	1	1	5	\$175K	\$175K
	Ph6, 25 Silver Springs Blvd	Condo	1	1	20	\$288K	\$288K
7 February, 2017	104, 2330 Bridletowne Circ	Condo	1	2	69	\$409K	\$380K
8 February, 2017	32, 300 Bridletowne Circ	Townhouse	4	2	8	\$428K	\$570K
	1604, 2050 Bridletowne Circ	Condo	3	2	16	\$289K	\$305K
	1806, 100 Echo Pt	Condo	4	2	9	\$310K	\$300K
	Ph01, 2350 Bridletowne Circ	Condo	2	2	20	\$540K	\$535K
10 February, 2017	111 Huntingdale Blvd	Townhouse	4	2	21	\$589K	\$585K
12 February, 2017	9 Kimbermount Dr	Detached	4	4	8	\$1,350K	\$1,520K
	20 Kimberdale Cres	Detached	4	4	9	\$1,180K	\$1,220K
14 February, 2017	28 Timberbank Blvd	Townhouse	3	2	27	\$569K	\$572K
	302, 40 Chichester Pl	Condo	2	1	8	\$199K	\$206K
15 February, 2017	56 Leafield Dr	Detached	3	4	1	\$1,099K	\$1,421K
16 February, 2017	206, 1200 Bridletowne Circ	Condo	1	1	15	\$183K	\$182K
	234 Sprucewood Crt	Townhouse	3	2	19	\$557K	\$549K
	2329 Bridletowne Circ	Townhouse	3	4	1	\$600K	\$732K
17 February, 2017	8 Clydebank Blvd	Detached	4	4	3	\$1,188K	\$1,450K
	132 Beverly Glen Blvd	Townhouse	4	2	2	\$499K	\$689K
18 February, 2017	1609, 100 Echo Pt	Condo	4	2	2	\$337K	\$350K
20 February, 2017	8 Stonebridge Blvd	Detached	4	4	3	\$1,300K	\$1,550K
22 February, 2017	177 Bellefontaine St	Townhouse	3	2	1	\$698K	\$668K
23 February, 2017	6 Kerbar Rd	Semi-Detached	3	4	4	\$699K	\$808K

Data

Month, Day, Year of Sold Date	Address1	Property Type	Bedrooms	Washrooms	Days on the Market	List Price	Sold Price
23 February, 2017	44 Allangrove Cres	Detached	4	5	6	\$1,099K	\$1,553K
	57 Orangewood Cres	Detached	4	3	8	\$988K	\$1,219K
	800 Huntingwood Dr	Detached	4	4	9	\$1,180K	\$1,358K
24 February, 2017	901, 40 Chichester Pl	Condo	3	2	16	\$298K	\$296K
	#30, 15 Huntingwood Dr	Townhouse	3	2	8	\$598K	\$650K
25 February, 2017	197 Bellefontaine St	Townhouse	3	5	3	\$699K	\$790K
26 February, 2017	55 Ravencliff Cres	Detached	4	3	5	\$998K	\$1,412K
	1011, 2550 Pharmacy Ave	Condo	2	1	1	\$200K	\$240K
27 February, 2017	9 Grove Hill Dr	Detached	4	6	7	\$1,399K	\$1,725K
	10, 15 Huntingwood Dr	Townhouse	4	2	7	\$590K	\$680K
	512, 2330 Bridletowne Circ	Condo	3	2	7	\$530K	\$540K
28 February, 2017	603, 40 Chichester Pl	Condo	2	2	22	\$299K	\$295K
	1609, 2350 Bridletowne Circ	Condo	2	2	7	\$470K	\$579K
	Ph 1, 100 Echo Pt	Condo	3	2	11	\$310K	\$360K
1 March, 2017	5 Bellefontaine St	Detached	3	1	6	\$869K	\$956K
2 March, 2017	9, 1000 Bridletowne Circ	Townhouse	4	2	0	\$495K	\$595K
	11, 2051 Bridletowne Circ	Townhouse	3	2	8	\$400K	\$435K
	129 Silver Springs Blvd	Semi-Detached	3	4	3	\$699K	\$825K
3 March, 2017	82 Glen Springs Dr	Semi-Detached	4	3	4	\$689K	\$850K
4 March, 2017	19 Buena Vista Ave	Detached	2	2	5	\$888K	\$1,370K
5 March, 2017	55 Timbercreek Crt	Detached	4	4	2	\$1,488K	\$1,700K
7 March, 2017	303, 40 Chichester Pl	Condo	2	2	1	\$299K	\$295K
	605, 2330 Bridletowne Circ	Condo	1	2	5	\$400K	\$522K
	1012, 45 Silver Springs Blvd	Condo	1	1	2	\$259K	\$300K
	#51, 106 Chester Le Blvd	Townhouse	3	3	6	\$438K	\$570K
9 March, 2017	7 Morgandale Cres	Detached	5	3	9	\$999K	\$1,520K
	228 Sprucewood Crt	Townhouse	4	3	1	\$499K	\$600K
10 March, 2017	3 Blairwood Terr	Detached	5	4	8	\$1,188K	\$1,280K

Data

Month, Day, Year of Sold Date	Address1	Property Type	Bedrooms	Washrooms	Days on the Market	List Price	Sold Price
11 March, 2017	212, 25 Silver Springs Blvd	Condo	1	1	4	\$249K	\$298K
12 March, 2017	14 Fairglen Ave, Toronto	Semi-Detached	4	3		\$799K	\$1,100K
13 March, 2017	67 Castle Hill Dr	Detached	4	8	0	\$1,688K	\$1,875K
	804, 1250 Bridletowne Circ	Condo	3	2	3	\$299K	\$370K
16 March, 2017	3, 2619 Warden Ave	Townhouse	3	3	22	\$599K	\$725K
17 March, 2017	1009, 45 Silver Springs Blvd	Condo	2	2	19	\$350K	\$367K
19 March, 2017	32 Parkdene Crt	Semi-Detached	3	2	8	\$829K	\$938K
20 March, 2017	27 Bellbrook Rd	Detached	3	3	4	\$998K	\$1,322K
	119, 270 Timberbank Blvd	Townhouse	3	3	11	\$488K	\$688K
21 March, 2017	1601, 2050 Bridletowne Circ	Condo	3	2	6	\$290K	\$343K
22 March, 2017	56 Staley Terr	Detached	3	2	7	\$798K	\$950K
	2207, 2350 Bridletowne Circ	Condo	2	2	7	\$499K	\$648K
23 March, 2017	27 Dalbret Cres	Detached	4	3	4	\$1,180K	\$1,389K
24 March, 2017	202 Fairglen Ave	Semi-Detached	4	2	7	\$799K	\$958K
	1508, 25 Silver Springs Blvd	Condo	2	2	29	\$368K	\$367K
25 March, 2017	11 Kenfin Ave	Semi-Detached	3	3	4	\$699K	\$819K
26 March, 2017	65 Deerbrook Tr	Detached	4	3	5	\$1,188K	\$1,520K
27 March, 2017	109, 20 Brookmill Blvd	Townhouse	3	2	8	\$480K	\$650K
	203, 2500 Bridletowne Circ	Condo	2	1	7	\$259K	\$328K
	608, 45 Silver Springs Blvd	Condo	2	2	4	\$350K	\$380K
	Ph05, 55 Huntingdale Blvd	Condo	2	2	7	\$400K	\$480K
30 March, 2017	4 Harfleur Rd	Detached	4	3	9	\$988K	\$1,150K
	42 Timbercreek Crt	Detached	4	4	8	\$1,500K	\$1,550K
	63 Beverly Glen Blvd	Detached	4	4	7	\$1,089K	\$1,635K
	209, 100 Echo Pt	Condo	3	1	15	\$330K	\$345K
	1605, 3131 Bridletowne Circ	Condo	1	2	7	\$363K	\$360K
31 March, 2017	22 Charade Crt	Detached	4	3	8	\$1,288K	\$1,758K
	1403, 2050 Bridletowne Circ	Condo	2	2	12	\$390K	\$430K

Data

Month, Day, Year of Sold Date	Address1	Property Type	Bedrooms	Washrooms	Days on the Market	List Price	Sold Price
2 April, 2017	20, 2020 Pharmacy Ave	Townhouse	3	2	6	\$499K	\$660K
	71 Bellefontaine St	Semi-Detached	3	4	4	\$699K	\$848K
3 April, 2017	24 Brookshire Blvd	Detached	4	3	6	\$988K	\$1,118K
	32 Kelvinway Dr	Detached	4	4	3	\$998K	\$1,408K
	807, 65 Huntingdale Blvd	Condo	3	2	7	\$400K	\$605K
4 April, 2017	46, 44 Chester Le Blvd	Townhouse	4	2	6	\$588K	\$612K
5 April, 2017	1007, 2800 Warden Ave	Condo	2	2	84	\$297K	\$281K
6 April, 2017	10 Beverly Glen Blvd	Detached	5	4	28	\$1,300K	\$1,281K
	807, 3131 Bridletowne Circ W	Condo	2	3	15	\$499K	\$499K
	1103, 25 Silver Springs Blvd	Condo	2	2	6	\$369K	\$480K
7 April, 2017	902, 2500 Bridletowne Circ	Condo	2	1	10	\$279K	\$352K
9 April, 2017	28 Rainthorpe Cres	Detached	4	4	4	\$980K	\$1,242K
	43 Wayside Ave	Semi-Detached	3	2	10	\$639K	\$770K
	142, 270 Timberbank Blvd	Townhouse	4	3	3	\$588K	\$701K
	1009, 2550 Pharmacy Ave	Condo	2	1	3	\$270K	\$353K
	#1009, 2330 Bridletowne Circ	Condo	2	2	3	\$550K	\$686K
10 April, 2017	117, 850 Huntingwood Dr	Townhouse	3	3	7	\$450K	\$558K
	121 Corinthian Blvd	Semi-Detached	4	3	11	\$799K	\$910K
11 April, 2017	26 King Louis Cres	Detached	3	4	6	\$1,188K	\$1,480K
	57, 2061 Bridletowne Circ	Townhouse	4	2	14	\$399K	\$420K
	97 Huntingdale Blvd	Townhouse	3	2	14	\$588K	\$603K
	1001, 2550 Pharmacy Ave	Condo	1	1	6	\$188K	\$189K
	1610, 2350 Bridletowne Circ	Condo	2	2	6	\$549K	\$700K
13 April, 2017	260 Sprucewood Crt	Townhouse	3	2	2	\$500K	\$701K
	508, 25 Silver Springs Blvd	Condo	3	2	5	\$368K	\$451K
14 April, 2017	35, 44 Chester Le Blvd	Townhouse	4	3	8	\$588K	\$638K
	512, 25 Silver Springs Blvd E	Condo	1	1	2	\$249K	\$320K
17 April, 2017	1806, 3151 Bridletown Circ	Condo	2	2	11	\$325K	\$388K

Data

Month, Day, Year of Sold Date	Address1	Property Type	Bedrooms	Washrooms	Days on the Market	List Price	Sold Price
17 April, 2017	2729 Kennedy Rd, Toronto	Detached	3	2	19	\$998K	\$998K
18 April, 2017	301, 2330 Bridletowne Circ	Condo	2	2	8	\$500K	\$650K
19 April, 2017	1106, 3131 Bridletowne Circ	Condo	2	3	6	\$509K	\$580K
21 April, 2017	19 Kenfin Ave	Semi-Detached	3	3	23	\$838K	\$797K
	33 Andes Rd	Detached	3	2	25	\$1,168K	\$1,085K
22 April, 2017	34 Fluellen Dr	Detached	4	5	4	\$1,100K	\$1,405K
	118, 850 Huntingwood Dr	Townhouse	3	2	5	\$470K	\$563K
	204, 3131 Bridletowne Circ	Condo	1	2	3	\$375K	\$440K
	902, 3151 Bridletowne Circ	Condo	2	2	3	\$319K	\$351K
	2012, 2050 Bridletowne Circ	Condo	3	2	11	\$400K	\$413K
23 April, 2017	24 Hildenboro Sq	Semi-Detached	3	2	18	\$798K	\$802K
24 April, 2017	242 Sprucewood Crt	Townhouse	3	2	3	\$500K	\$680K
	328 Sprucewood Crt	Townhouse	3	2	10	\$500K	\$653K
25 April, 2017	18 Foxwood Grve	Detached	4	5	17	\$1,218K	\$1,450K
	116 Timberbank Blvd, Toronto	Detached	4	4	7	\$1,088K	\$1,260K
	1509, 2330 Bridletowne Circ	Condo	2	2	2	\$669K	\$780K
	1512, 45 Silver Springs Blvd	Condo	1	1	8	\$339K	\$330K
	1605, 2350 Bridletowne Circ	Condo	2	2	7	\$499K	\$571K
26 April, 2017	54 Wayside Ave	Semi-Detached	3	3	6	\$689K	\$820K
	135 Huntingdale Blvd	Townhouse	4	3	7	\$550K	\$635K
	272 Sprucewood Crt	Townhouse	3	3	7	\$499K	\$612K
	909, 2350 Bridletowne Circ	Condo	2	2	0	\$650K	\$645K
27 April, 2017	149 Bellefontaine St	Townhouse	3	3	16	\$699K	\$755K
	#206, 2500 Bridletowne Circ	Condo	2	1	6	\$299K	\$335K
28 April, 2017	29 Silver Spruce Dr	Detached	4	4	8	\$1,388K	\$1,325K
	609, 25 Silver Springs Blvd	Condo	2	2	8	\$370K	\$508K
	1005, 65 Huntingdale Blvd	Condo	2	2	0	\$605K	\$605K
	1902, 3151 Bridletowne Circ	Condo	2	2	1	\$349K	\$385K

Data

Month, Day, Year of Sold Date	Address1	Property Type	Bedrooms	Washrooms	Days on the Market	List Price	Sold Price
3 May, 2017	3 Andes Rd	Semi-Detached	4	4	3	\$699K	\$870K
	15 Longford Cres	Other	4	2	9	\$810K	\$840K
4 May, 2017	40, 106 Chester Le Blvd	Townhouse	4	4	9	\$588K	\$638K
	1203, 2550 Pharmacy Ave	Condo	2	1	2	\$299K	\$355K
	1503, 2550 Pharmacy Ave	Condo	2	1	14	\$320K	\$310K
8 May, 2017	22 Kilkenny Dr	Detached	3	3	11	\$898K	\$1,100K
9 May, 2017	44 Rosscowan Cres	Detached	4	4	7	\$1,210K	\$1,200K
	140, 126 Dusay Pl	Townhouse	3	2	1	\$618K	\$604K
	302, 2050 Bridletowne Circ	Condo	3	2	12	\$390K	\$400K
10 May, 2017	1502, 25 Silver Springs Blvd	Condo	2	2	6	\$400K	\$425K
11 May, 2017	49 Silver Spruce Dr	Detached	4	3	9	\$1,088K	\$1,191K
	905, 1250 Bridletowne Circ	Condo	2	1	1	\$256K	\$300K
12 May, 2017	11 Sheldonbury Cres	Detached	3	3	14	\$998K	\$1,100K
	310, 2550 Pharmacy Ave	Condo	2	1	4	\$300K	\$351K
	802, 40 Chichester Pl	Condo	2	1	2	\$205K	\$212K
	902, 3131 Bridletowne Circ	Condo	2	3	2	\$539K	\$570K
	3825 Finch Ave E	Detached	3	2	12	\$1,060K	\$950K
13 May, 2017	28 Kilkenny Dr	Detached	5	3	2	\$1,048K	\$1,100K
	1009, 10 Stonehill Crt	Condo	3	2	8	\$299K	\$350K
	1506, 2050 Bridletowne Circ	Condo	3	2	2	\$400K	\$400K
17 May, 2017	909, 2330 Bridletowne Circ	Condo	2	2	7	\$549K	\$601K
18 May, 2017	608, 2330 Bridletowne Circ	Condo	1	2	1	\$450K	\$462K
19 May, 2017	24 Clydebank Blvd	Detached	3	2	2	\$1,100K	\$1,088K
	910, 2350 Bridletowne Circ	Condo	2	2	9	\$569K	\$640K
20 May, 2017	6, 850 Huntingwood Dr	Townhouse	3	2	18	\$500K	\$500K
21 May, 2017	1701, 65 Huntingdale Blvd	Condo	2	2	5	\$539K	\$500K
23 May, 2017	29, 3075 Bridletowne Circ	Townhouse	3	2	8	\$568K	\$587K
	83 Bellefontaine St	Semi-Detached	3	4	33	\$788K	\$828K

Data

Month, Day, Year of Sold Date	Address1	Property Type	Bedrooms	Washrooms	Days on the Market	List Price	Sold Price
24 May, 2017	505, 3151 Bridletowne Circ	Condo	2	2	1	\$343K	\$350K
25 May, 2017	902, 2050 Bridletowne Circ	Condo	3	2	14	\$370K	\$397K
26 May, 2017	11, 3075 Bridletowne Circ	Townhouse	3	3	15	\$600K	\$609K
	208 Fairglen Ave	Semi-Detached	5	3	9	\$1,018K	\$958K
28 May, 2017	59 Kenfin Ave	Semi-Detached	3	2	10	\$700K	\$650K
29 May, 2017	30, 850 Huntingwood Dr	Townhouse	3	2	13	\$459K	\$550K
	111, 45 Silver Springs Blvd	Condo	1	1	17	\$300K	\$300K
	405, 2350 Bridletowne Circ	Condo	1	2	4	\$548K	\$540K
	1212, 100 Echo Point Crt	Condo	3	1	31	\$370K	\$340K
30 May, 2017	32 Sesame St	Detached	4	3	17	\$1,299K	\$1,250K
	45 Stonebridge Blvd, Toronto	Detached	4	5	34	\$1,539K	\$1,530K
2 June, 2017	71 Castle Hill Dr	Detached	4	3	8	\$1,288K	\$1,475K
3 June, 2017	53 Fairglen Ave	Detached	3	1	3	\$1,050K	\$955K
6 June, 2017	Th#69, 121 L'amoreaux Dr	Townhouse	3	3	14	\$588K	\$580K
8 June, 2017	62 Kelvinway Dr	Detached	4	4	50	\$1,399K	\$1,250K
9 June, 2017	505, 40 Chichester Pl	Condo	2	1	3	\$315K	\$305K
	802, 2050 Bridletowne Circ	Condo	3	2	8	\$359K	\$355K
11 June, 2017	14, 200 Bridletowne Circ	Townhouse	3	2	13	\$585K	\$560K
12 June, 2017	4 Harringay Cres	Detached	5	4	13	\$988K	\$980K
	21, 1000 Bridletowne Circ	Townhouse	3	2	27	\$660K	\$635K
	42, 106 Chester Le Blvd	Townhouse	3	2	5	\$549K	\$560K
13 June, 2017	2, 72 Dusay Pl	Townhouse	3	3	4	\$590K	\$590K
	1602, 2050 Bridletowne Circ	Condo	3	2	1	\$365K	\$365K
14 June, 2017	1601, 45 Huntingdale Blvd	Condo	2	2	8	\$525K	\$510K
	1608, 3151 Bridletowne Circ	Condo	2	2	2	\$380K	\$379K
	1706, 3151 Bridletowne Circ	Condo	2	2	34	\$350K	\$376K
16 June, 2017	11 Glendower Circ	Detached	4	3	27	\$899K	\$850K
	48, 30 Chichester Pl	Townhouse	3	2	8	\$590K	\$604K

Data

Month, Day, Year of Sold Date	Address1	Property Type	Bedrooms	Washrooms	Days on the Market	List Price	Sold Price
16 June, 2017	60, 30 Chichester Pl	Townhouse	3	3	11	\$574K	\$580K
	1807, 2330 Bridletowne Circ	Condo	2	2	15	\$728K	\$706K
18 June, 2017	3 Lovering Rd	Detached	3	3	13	\$988K	\$970K
21 June, 2017	64 Tambrook Dr	Detached	3	3	63	\$898K	\$840K
	1606, 2550 Pharmacy Ave	Condo	2	1	17	\$350K	\$354K
22 June, 2017	16 Timberbank Blvd	Townhouse	3	2	20	\$500K	\$519K
	55, 2 Stonehill Crt	Townhouse	3	2	41	\$550K	\$550K
	85, 151 L'amoreaux Dr	Townhouse	4	3	16	\$530K	\$586K
	133 Collingsbrook Blvd	Detached	4	3	15	\$998K	\$889K
	907, 55 Huntingdale Blvd	Condo	2	2	20	\$400K	\$425K
	2001, 2330 Bridletowne Circ	Condo	2	2	26	\$629K	\$575K
23 June, 2017	2 Nearwood Gate	Detached	3	3	9	\$898K	\$879K
	52 Timberbank Blvd	Townhouse	3	2	14	\$550K	\$525K
27 June, 2017	86 Tambrook Dr	Other	3	4	7	\$788K	\$780K
	2111, 2350 Bridletowne Circ	Condo	1	2	11	\$480K	\$475K
28 June, 2017	906, 10 Stonehill Crt	Condo	3	2	15	\$379K	\$375K
3 July, 2017	10, 671 Huntingwood Dr	Townhouse	3	2	10	\$590K	\$565K
4 July, 2017	297 Silver Springs Blvd	Detached	4	4	47	\$1,133K	\$1,060K
5 July, 2017	40 Buena Vista Ave	Detached	4	9	26	\$1,699K	\$1,558K
	96, 850 Huntingwood Dr	Townhouse	4	3	13	\$599K	\$594K
	1503, 25 Silver Springs Blvd	Condo	3	2	9	\$400K	\$425K
6 July, 2017	902, 3151 Bridletowne Circ	Condo	2	2	8	\$460K	\$450K
11 July, 2017	23 Chaldean St	Detached	3	3	20	\$963K	\$888K
	504, 3151 Bridletowne Circ	Condo	2	2	20	\$350K	\$340K
	2003, 100 Echo Point Rd	Condo	3	2	15	\$340K	\$335K
12 July, 2017	73 Rainier Sq	Detached	4	2	40	\$929K	\$870K
13 July, 2017	47 Gloxinia Cres	Detached	5	4	30	\$1,128K	\$970K
14 July, 2017	2305, 3151 Bridletowne Circ	Condo	2	2	8	\$380K	\$371K

Data

Month, Day, Year of Sold Date	Address1	Property Type	Bedrooms	Washrooms	Days on the Market	List Price	Sold Price
15 July, 2017	61, 75 Chester Le Blvd	Townhouse	3	2	58	\$569K	\$539K
	704, 3151 Bridletowne Circ	Condo	2	2	32	\$370K	\$361K
19 July, 2017	47 Haringgay Cres	Detached	4	4	28	\$1,250K	\$1,235K
	1507, 1250 Bridletowne Circ	Condo	3	2	23	\$360K	\$350K
20 July, 2017	56 Huntingdale Blvd	Townhouse	4	2	10	\$659K	\$640K
	194 Timberbank Blvd	Detached	3	4	8	\$988K	\$950K
	1401, 25 Silver Springs Blvd	Condo	2	2	15	\$400K	\$395K
21 July, 2017	6 Redbird Gate	Semi-Detached	3	2	46	\$800K	\$750K
	1107, 3131 Bridletowne Circ	Condo	2	3	56	\$500K	\$480K
24 July, 2017	601, 45 Huntingdale Blvd	Condo	2	2	14	\$499K	\$495K
25 July, 2017	110, 25 Silver Springs Blvd	Condo	3	2	27	\$435K	\$433K
26 July, 2017	1808, 3151 Bridletowne Circ	Condo	2	2	1	\$369K	\$372K
27 July, 2017	1208, 45 Silver Springs Blvd	Condo	2	2	12	\$395K	\$385K
	Ph 09, 1250 Bridletowne Circ	Condo	3	2	20	\$348K	\$340K
28 July, 2017	2002, 55 Huntingdale Blvd	Condo	2	2	11	\$499K	\$490K
30 July, 2017	54 Tambrook Dr	Semi-Detached	3	3	47	\$658K	\$652K
31 July, 2017	708, 2550 Pharmacy Ave	Condo	3	2	7	\$310K	\$275K
	1907, 25 Silver Springs Blvd	Condo	3	2	14	\$399K	\$425K
1 August, 2017	210 Timberbank Blvd	Detached	3	4	12	\$1,019K	\$1,000K
	2343 Bridletowne Circ	Townhouse	3	2	20	\$659K	\$642K
3 August, 2017	107, 2500 Bridletowne Circ	Condo	2	1	6	\$329K	\$343K
	301, 45 Huntingdale Blvd	Condo	3	2	6	\$499K	\$495K
	606, 2500 Bridletowne Circ	Condo	1	1	14	\$300K	\$325K
4 August, 2017	9, 72 Dusay Pl	Townhouse	3	2	17	\$495K	\$495K
	708, 3131 Bridletowne Circ	Condo	1	2	46	\$379K	\$378K
9 August, 2017	35 Oranewood Cres	Detached	4	6	17	\$1,268K	\$1,172K
10 August, 2017	39, 131 L'amoreaux Dr	Townhouse	3	2	27	\$549K	\$535K
11 August, 2017	57, 270 Timberbank Blvd	Townhouse	3	3	29	\$500K	\$530K

Data

Month, Day, Year of Sold Date	Address1	Property Type	Bedrooms	Washrooms	Days on the Market	List Price	Sold Price
11 August, 2017	808, 2350 Bridletowne Circ	Condo	2	2	8	\$579K	\$558K
14 August, 2017	12, 1 Chester Le Blvd	Townhouse	3	2	41	\$500K	\$496K
	1901, 3131 Bridletowne Circ	Condo	2	2	18	\$425K	\$425K
15 August, 2017	62 La Peer Blvd	Semi-Detached	3	2	35	\$730K	\$675K
19 August, 2017	1901, 2330 Bridletowne Circ	Condo	2	2	15	\$650K	\$650K
20 August, 2017	78, 91 L'amoreaux Dr	Townhouse	3	4	5	\$438K	\$435K
21 August, 2017	606, 65 Huntingdale Blvd	Condo	2	2	13	\$499K	\$488K
	710, 1250 Bridletowne Circ	Condo	3	2	16	\$300K	\$300K
22 August, 2017	810, 100 Echo Pt	Condo	3	2	8	\$339K	\$330K
24 August, 2017	30 Harringay Cres	Detached	3	3	28	\$948K	\$938K
	61 Puma Dr	Townhouse	3	3	27	\$685K	\$670K
25 August, 2017	52 Calora Crt	Semi-Detached	3	3	1	\$749K	\$745K
	64 Beverly Glen Blvd	Detached	5	3	32	\$1,229K	\$1,182K
28 August, 2017	38 Longford Cres	Other	3	2	7	\$812K	\$785K
	Ph 2, 2050 Bridletowne Circ	Condo	3	2	72	\$380K	\$367K
29 August, 2017	911, 2330 Bridletowne Circ	Condo	1	2	6	\$526K	\$515K
31 August, 2017	48 Timberbank Blvd	Townhouse	3	3	14	\$600K	\$605K
1 September, 2017	515, 2550 Pharmacy Ave	Condo	3	2	18	\$320K	\$320K
	1407, 2330 Bridletowne Circ	Condo	2	2	10	\$680K	\$673K
7 September, 2017	1802, 2350 Bridletowne Circ	Condo	1	2	39	\$529K	\$508K
8 September, 2017	4 Altair Ave	Detached	3	2	11	\$999K	\$935K
	21, 2 Stonehill Crt	Townhouse	3	2	30	\$565K	\$556K
	60, 100 Bridletowne Circ	Townhouse	4	2	43	\$578K	\$556K
9 September, 2017	Ph08, 100 Echo Point Rd	Condo	3	2	9	\$329K	\$326K
11 September, 2017	1604, 2550 Pharmacy Ave	Condo	2	1	18	\$365K	\$357K
13 September, 2017	1203, 2050 Bridletowne Circ	Condo	3	2	56	\$368K	\$355K
14 September, 2017	39 Fairglen Ave	Detached	4	4	42	\$1,589K	\$1,420K
	272 Bridletowne Circ	Townhouse	3	2	8	\$488K	\$488K

Data

Month, Day, Year of Sold Date	Address1	Property Type	Bedrooms	Washrooms	Days on the Market	List Price	Sold Price
15 September, 2017	216 Sprucewood Crt	Townhouse	3	3	22	\$570K	\$568K
	1505, 2050 Bridletowne Circ	Condo	3	2	36	\$375K	\$354K
18 September, 2017	#303, 1250 Bridletowne Circ	Condo	2	2	35	\$347K	\$330K
19 September, 2017	404, 2550 Pharmacy Ave	Condo	2	1	15	\$335K	\$326K
20 September, 2017	11 Brookshire Blvd	Detached	4	4	13	\$1,188K	\$1,170K
	704, 2721 Victoria Park Ave	Condo	2	1	29	\$329K	\$315K
22 September, 2017	503, 1200 Bridletowne Circ	Condo	3	2	14	\$329K	\$375K
25 September, 2017	75 Tidefall Dr	Detached	4	3	7	\$1,088K	\$1,130K
	204, 2350 Bridletowne Circ	Condo	2	2	12	\$565K	\$549K
	1002, 1250 Bridletowne Circ	Condo	2	1	19	\$319K	\$317K
26 September, 2017	111 Heatherside Dr	Detached	4	3	11	\$999K	\$1,102K
29 September, 2017	18 Silver Spruce Dr	Detached	4	4	8	\$1,200K	\$1,155K
	29 Sesame St	Detached	4	4	22	\$1,388K	\$1,338K
2 October, 2017	804, 100 Echo Pt	Condo	3	2	4	\$339K	\$330K
3 October, 2017	11 Kimberdale Cres	Detached	4	3	24	\$1,000K	\$1,000K
4 October, 2017	19 Caronridge Cres	Detached	4	4	5	\$1,388K	\$1,380K
6 October, 2017	1503, 2550 Pharmacy Ave	Condo	2	1	50	\$290K	\$270K
10 October, 2017	1608, 2050 Bridletowne Circ	Condo	3	2	56	\$369K	\$365K
11 October, 2017	46 Collingsbrook Blvd	Detached	4	3	12	\$918K	\$943K
12 October, 2017	116 Hildenboro Sq	Semi-Detached	5	3	37	\$768K	\$718K
	270 Sprucewood Crt	Townhouse	3	3	35	\$599K	\$576K
14 October, 2017	11 Orangewood Cres	Detached	4	3	2	\$988K	\$1,000K
	39 Kimbermount Dr	Detached	5	4	23	\$1,237K	\$1,193K
16 October, 2017	22, 121 L'amoreaux Dr	Townhouse	3	3	53	\$650K	\$638K
	31 Bellefontaine St	Detached	3	2	27	\$875K	\$820K
	705, 2550 Pharmacy Ave	Condo	2	1	28	\$330K	\$317K
17 October, 2017	33, 72 Dusay Pl	Townhouse	3	3	11	\$499K	\$590K
	65 Carondale Cres	Other	4	2	13	\$798K	\$790K

Data

Month, Day, Year of Sold Date	Address1	Property Type	Bedrooms	Washrooms	Days on the Market	List Price	Sold Price
18 October, 2017	8, 72 Dusay Pl	Townhouse	3	3	30	\$598K	\$570K
	123 Collingsbrook Blvd	Detached	3	3	13	\$899K	\$880K
20 October, 2017	30 Longford Cres	Other	4	3	9	\$815K	\$778K
	1204, 2050 Bridletowne Circ	Condo	3	2	14	\$369K	\$350K
21 October, 2017	64, 850 Huntingwood Dr	Townhouse	3	4	32	\$540K	\$500K
	207 Huntingdale Blvd	Townhouse	4	2	5	\$600K	\$600K
	1412, 2050 Bridletowne Circ	Condo	3	2	9	\$350K	\$363K
23 October, 2017	1909, 45 Silver Springs Blvd	Condo	2	2	18	\$398K	\$370K
24 October, 2017	36, 300 Bridletowne Circ	Townhouse	4	2	26	\$598K	\$579K
25 October, 2017	503, 25 Silver Springs Blvd	Condo	2	2	28	\$420K	\$410K
26 October, 2017	88, 850 Huntingwood Dr	Townhouse	3	3	15	\$499K	\$542K
27 October, 2017	102, 151 L'amoreaux Dr	Townhouse	3	2	16	\$588K	\$582K
	507, 1200 Bridletowne Circ	Condo	2	2	8	\$298K	\$300K
29 October, 2017	16 Fluellen Dr	Detached	3	3	38	\$1,188K	\$1,060K
	1510, 100 Echo Pt	Condo	3	2	32	\$349K	\$340K
1 November, 2017	1212, 25 Silver Springs Blvd	Condo	2	1	60	\$360K	\$350K
	1612, 2050 Bridletowne Circ	Condo	3	2	78	\$399K	\$395K
2 November, 2017	1 Ferncrest Gate	Detached	4	3	10	\$998K	\$1,160K
4 November, 2017	33 Boundy Cres	Detached	3	7	16	\$780K	\$885K
7 November, 2017	112, 2350 Bridletowne Circ	Condo	2	2	5	\$575K	\$570K
8 November, 2017	710, 2350 Bridletowne Circ	Condo	2	2	25	\$600K	\$565K
9 November, 2017	7 Adencliff Rd	Detached	3	2	1	\$749K	\$832K
10 November, 2017	207, 25 Silver Springs Blvd	Condo	3	2	30	\$385K	\$360K
	2305 Bridletowne Circ	Townhouse	3	2	30	\$670K	\$660K
13 November, 2017	46 Staley Terr	Detached	4	2	27	\$830K	\$805K
16 November, 2017	7 Lovekin Grve	Detached	5	5	27	\$1,288K	\$1,220K
17 November, 2017	804, 2721 Victoria Park Ave	Condo	2	1	5	\$336K	\$311K
	1214, 2550 Pharmacy Ave	Condo	2	1	33	\$290K	\$270K

Data

Month, Day, Year of Sold Date	Address1	Property Type	Bedrooms	Washrooms	Days on the Market	List Price	Sold Price
19 November, 2017	706, 2050 Bridletowne Circ	Condo	3	2	23	\$365K	\$350K
20 November, 2017	902, 45 Silver Springs Blvd	Condo	3	2	17	\$399K	\$395K
22 November, 2017	237 Timberbank Blvd	Detached	5	3	27	\$1,150K	\$1,070K
	907, 10 Stonehill Crt	Condo	3	2	33	\$348K	\$348K
23 November, 2017	702, 25 Silver Springs Blvd	Condo	3	2	21	\$409K	\$380K
	801, 2550 Pharmacy Ave	Condo	1	1	17	\$279K	\$275K
	Th508, 1881 Mcnicoll Ave	Townhouse	2	3	14	\$519K	\$511K
24 November, 2017	25 Brigadoon Cres	Semi-Detached	4	2	2	\$669K	\$670K
	#61, 120 Beverly Glen Blvd	Townhouse	3	2	30	\$576K	\$550K
26 November, 2017	102 Heatherside Dr	Semi-Detached	4	3	12	\$658K	\$710K
	128-91 L'amoreaux Dr	Townhouse	4	3	4	\$458K	\$448K
29 November, 2017	6 Caronridge Cres	Detached	4	3	7	\$899K	\$1,025K
1 December, 2017	115, 850 Huntingwood Dr	Townhouse	3	2	22	\$530K	\$508K
2 December, 2017	302, 1250 Bridletowne Circ	Condo	2	1	5	\$290K	\$312K
	1701, 2050 Bridletowne Circ	Condo	3	2	48	\$368K	\$355K
3 December, 2017	1502, 2050 Bridletowne Circ	Condo	3	2	3	\$375K	\$360K
5 December, 2017	909, 2330 Bridletowne Circ	Condo	2	2	0	\$729K	\$700K
7 December, 2017	108, 2050 Bridletowne Circ	Condo	2	2	14	\$340K	\$333K
	195 Bellefontaine St	Townhouse	3	3	34	\$690K	\$680K
11 December, 2017	20 Argonaut Pl	Detached	3	2	4	\$999K	\$1,051K
14 December, 2017	84 Rakewood Cres	Semi-Detached	3	2	16	\$679K	\$626K
16 December, 2017	902, 40 Chichester Pl	Condo	2	1	18	\$300K	\$306K
18 December, 2017	93 Pettibone Sq	Semi-Detached	3	2	11	\$789K	\$730K
	#203, 100 Echo Point Pl	Condo	3	2	25	\$369K	\$369K
19 December, 2017	710, 2500 Bridletowne Circ	Condo	2	1	32	\$325K	\$325K
20 December, 2017	6 Altair Ave	Detached	3	2	21	\$1,005K	\$955K
	27 Darnborough Way	Semi-Detached	3	2	9	\$668K	\$638K
	29 Kelvinway Dr	Detached	4	4	15	\$995K	\$925K

Data

Month, Day, Year of Sold Date	Address1	Property Type	Bedrooms	Washrooms	Days on the Market	List Price	Sold Price
22 December, 2017	56 Kenfin Ave	Semi-Detached	3	3	6	\$789K	\$745K
	88 Glen Springs Dr	Semi-Detached	3	2	88	\$799K	\$768K
31 December, 2017	308, 2800 Warden Ave	Other	2	2	152	\$250K	\$240K
3 January, 2018	705, 1250 Bridletowne Circ	Condo	2	1	69	\$249K	\$293K
6 January, 2018	72, 91 L'amoreaux Dr	Townhouse	3	3	70	\$530K	\$486K
8 January, 2018	39 La Peer Blvd	Semi-Detached	3	2	39	\$725K	\$703K
	1210, 45 Silver Springs Blvd	Condo	3	2	35	\$399K	\$420K
	1602, 45 Huntingdale Blvd	Condo	2	2	28	\$469K	\$449K
11 January, 2018	19, 270 Timberbank Blvd	Townhouse	4	3	70	\$598K	\$579K
19 January, 2018	606, 2721 Victoria Park Ave	Condo	2	2	28	\$305K	\$305K
20 January, 2018	702, 2330 Bridletowne Circ	Condo	1	2	5	\$469K	\$469K
22 January, 2018	40, 81 Brookmill Blvd	Townhouse	3	3	4	\$549K	\$550K
	812, 2350 Bridletowne Circ	Condo	2	2	75	\$585K	\$575K
24 January, 2018	18 Blairwood Terr	Detached	5	3	70	\$988K	\$903K
	1011, 2330 Bridletowne Circ	Condo	2	2	54	\$476K	\$465K
29 January, 2018	20 Perthshire St	Detached	3	3	54	\$860K	\$845K
13 February, 2018	111, 25 Silver Springs Blvd	Condo	1	1	78	\$316K	\$302K
	604, 2350 Bridletowne Circ	Condo	2	2	29	\$600K	\$582K
14 February, 2018	1402, 2050 Bridletowne Circ	Condo	3	2	15	\$357K	\$335K
	1409, 2050 Bridletowne Circ	Condo	3	2	15	\$388K	\$370K
21 February, 2018	405, 3131 Bridletowne Circ	Condo	1	2	7	\$389K	\$385K
22 February, 2018	1403, 55 Huntingdale Blvd	Condo	2	2	7	\$419K	\$440K
23 February, 2018	205, 2550 Pharmacy Ave	Condo	2	1	22	\$298K	\$282K
26 February, 2018	44 Longford Cres	Other	4	2	6	\$808K	\$780K
	806, 2350 Bridletowne Circ	Condo	2	2	13	\$529K	\$527K
	1910, 25 Silver Springs Blvd	Condo	3	2	3	\$425K	\$420K
27 February, 2018	704, 3151 Bridletowne Circ	Condo	2	2	20	\$460K	\$448K
28 February, 2018	366 Sprucewood Crt	Townhouse	3	2	41	\$498K	\$565K

Data

Month, Day, Year of Sold Date	Address1	Property Type	Bedrooms	Washrooms	Days on the Market	List Price	Sold Price
28 February, 2018	502, 45 Huntingdale Blvd	Condo	2	2	8	\$450K	\$440K
	909, 2350 Bridletowne Circ	Condo	2	2	43	\$719K	\$688K
	1112, 2550 Pharmacy Ave	Condo	2	1	2	\$309K	\$293K
1 March, 2018	1605, 25 Silver Springs Blvd	Condo	2	1	2	\$348K	\$338K
2 March, 2018	Ph2, 25 Silver Springs Blvd	Condo	2	2	10	\$399K	\$384K
4 March, 2018	8, 121 L'amoreaux Dr	Townhouse	4	3	24	\$588K	\$576K
5 March, 2018	214 Timberbank Blvd	Detached	4	5	34	\$1,000K	\$960K
	1016 Bridletowne Circ	Townhouse	4	3	10	\$568K	\$585K
	2001, 2050 Bridletowne Circ	Condo	3	2	90	\$385K	\$366K
7 March, 2018	1903, 3151 Bridletowne Circ	Condo	2	2	194	\$400K	\$370K
8 March, 2018	31 Sesame St	Detached	4	4	8	\$1,099K	\$1,300K
	201 Silver Springs Blvd	Semi-Detached	4	3	13	\$699K	\$693K
	310, 1250 Bridletowne Circ	Condo	3	2	37	\$399K	\$385K
9 March, 2018	22 Caronridge Cres	Detached	3	4	9	\$1,098K	\$1,018K
13 March, 2018	54, 2451 Bridletowne Circ	Townhouse	3	2	11	\$478K	\$498K
14 March, 2018	707, 2500 Bridletowne Circ	Condo	2	1	35	\$355K	\$343K
15 March, 2018	5 Chaldean St	Detached	5	4	13	\$1,030K	\$990K
17 March, 2018	804, 2721 Victoria Park Ave	Condo	2	1	26	\$336K	\$320K
19 March, 2018	40 Sesame St	Detached	4	4	7	\$1,099K	\$1,100K
	803, 2050 Bridletowne Circ	Condo	3	2	26	\$365K	\$355K
20 March, 2018	6 langrove Terr	Other	3	2	13	\$790K	\$740K
	206, 2721 Victoria Park Ave	Condo	2	2	1	\$329K	\$332K
21 March, 2018	31 Hildenboro Sq	Semi-Detached	3	3	25	\$750K	\$721K
	609, 45 Silver Springs Blvd	Condo	2	2	13	\$429K	\$422K
22 March, 2018	62 Kenfin Ave	Semi-Detached	3	3	4	\$738K	\$740K
	1411, 2550 Pharmacy Ave	Condo	2	1	8	\$318K	\$310K
	1414, 2550 Pharmacy Ave	Condo	2	1	18	\$340K	\$340K
26 March, 2018	109, 25 Silver Springs Blvd	Condo	2	2	6	\$390K	\$380K

Data

Month, Day, Year of Sold Date	Address1	Property Type	Bedrooms	Washrooms	Days on the Market	List Price	Sold Price
26 March, 2018	128 Heatherside Dr	Detached	4	4	7	\$998K	\$982K
28 March, 2018	206, 1200 Bridletowne Circ	Condo	1	1	5	\$270K	\$255K
	1005, 10 Stonehill Crt	Condo	3	2	33	\$410K	\$372K
	2801 Victoria Park Ave	Detached	3	4	16	\$988K	\$980K