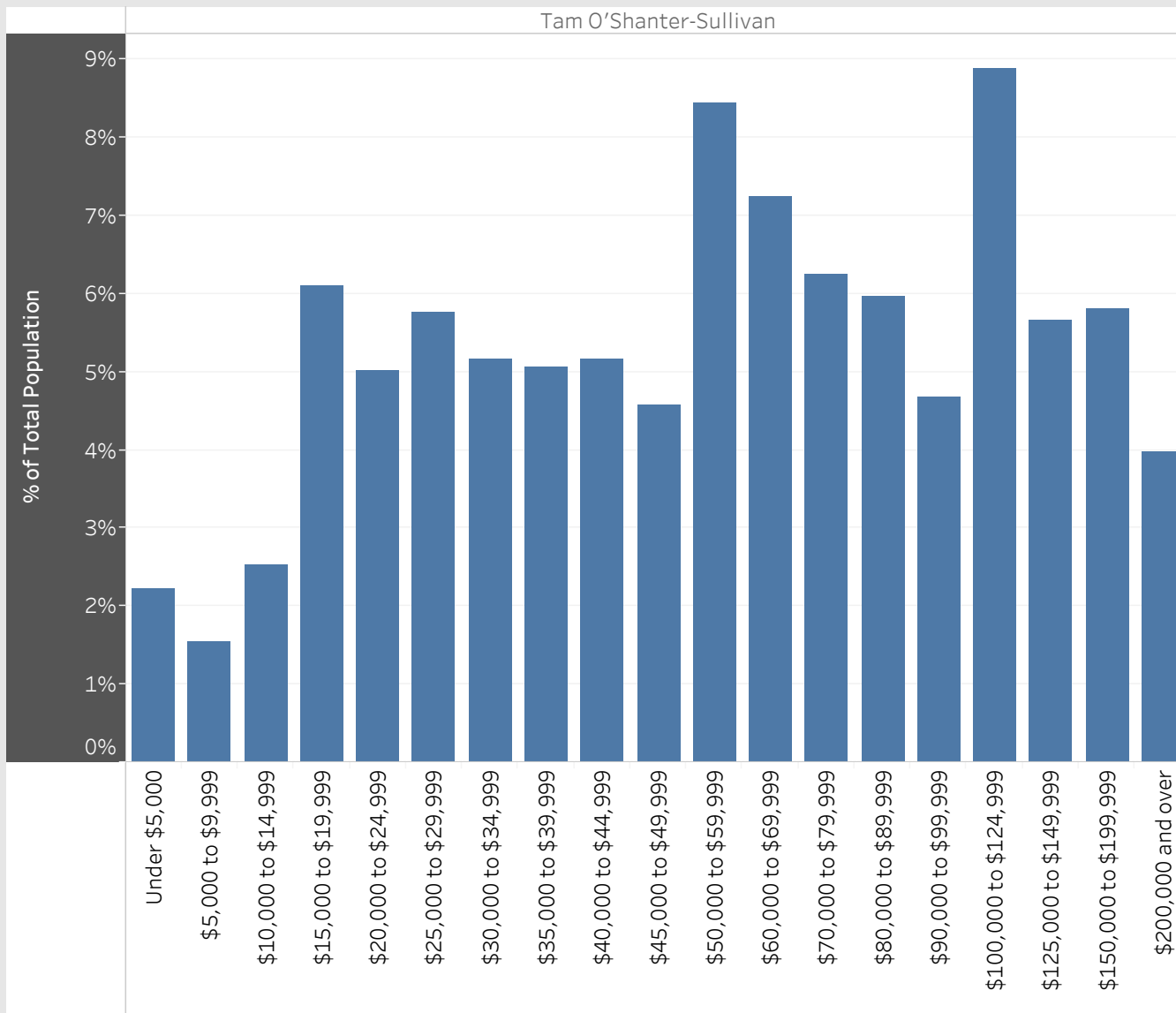


Tam O'Shanter-Sullivan  
Neighbourhood Breakdown  
July 1st, 2015 - March 31st, 2018

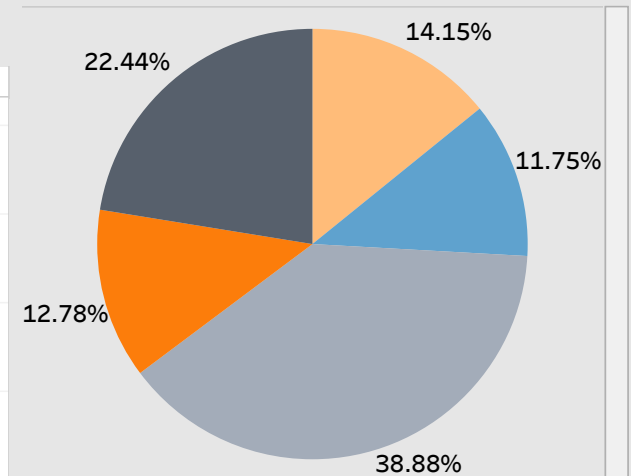


# 2016 StatsCan Data

## Household Income in Tam O'Shanter-Sullivan



## Age



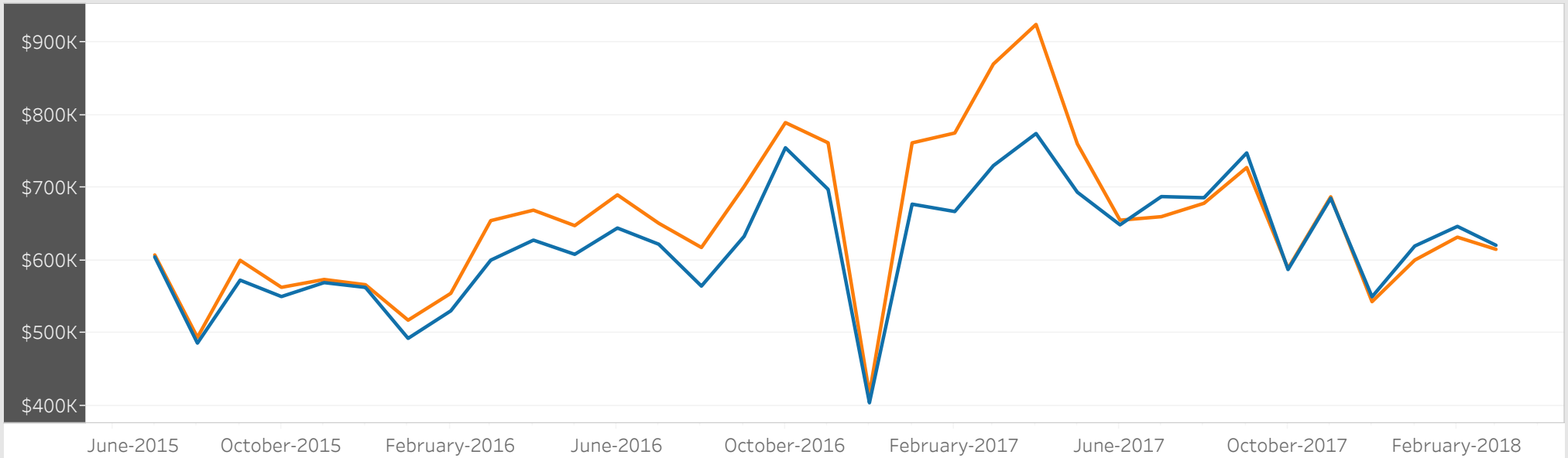
- Children (0-14 years)
- Youth (15-24 years)
- Working Age (25-54 years)
- Pre-retirement (55-64 years)
- Seniors (65+ years)

## Visible Minorities

Chinese	32.06%
Not a visible minority	24.81%
South Asian	17.35%
Filipino	7.94%
Black	6.88%
Multiple visible minorities	2.37%
Arab	2.11%
West Asian	1.57%
Visible minority; n.i.e.	1.37%
Latin American	1.33%
Korean	0.94%
Japanese	0.65%
Southeast Asian	0.61%

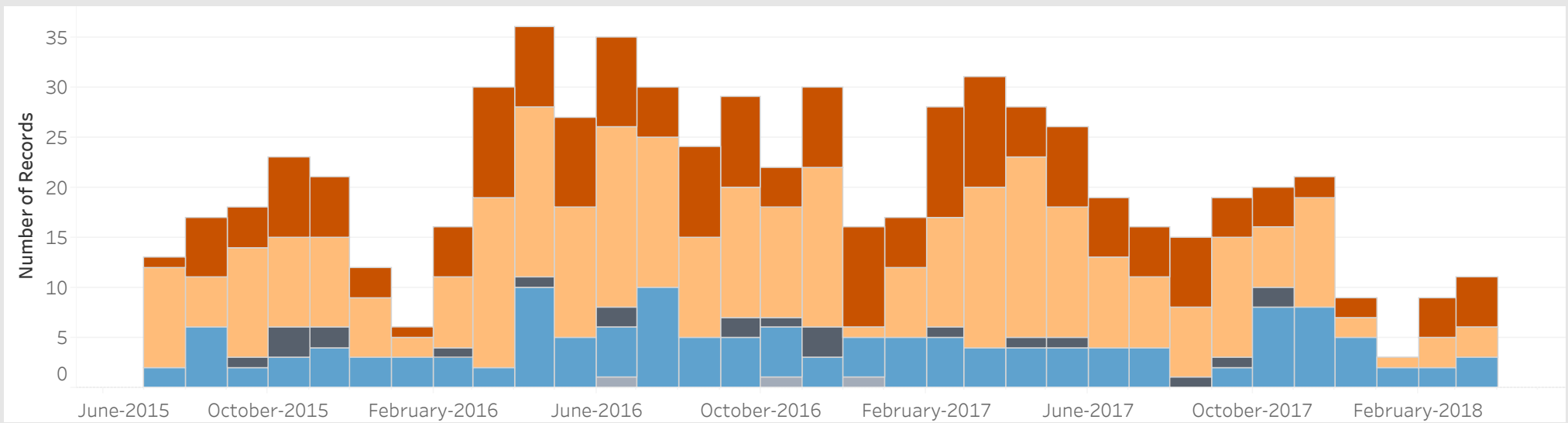
## Average Sold Price vs. Average Ask Price in Tam O'Shanter-Sullivan

■ Avg. List Price    ■ Avg. Sold Price



## Properties Sold in Tam O'Shanter-Sullivan by Month

■ Condo    ■ Detached    ■ Semi-Detached    ■ Townhouse    ■ Other



## Data

Month, Day, Year of Sold Date	Address1	Property Type	Bedrooms	Washrooms	Days on the Market	List Price	Sold Price
8 July, 2015	96 Scarden Ave, Toronto	Detached	3	2	1	\$669K	\$669K
9 July, 2015	19 Allanford Rd, Toronto	Detached	3	2		\$660K	\$660K
10 July, 2015	11 Horizon Cres, Toronto	Detached	4	3	4	\$699K	\$730K
14 July, 2015	48 Corundum Cres, Toronto	Detached	4	3		\$720K	\$720K
18 July, 2015	32 Davisbrook Blvd, Toronto	Detached	3	3	11	\$769K	\$779K
20 July, 2015	3 Wishing Well Dr, Toronto	Detached	4	2	5	\$679K	\$658K
	60 Shrewsbury Sq, Toronto	Detached	4	2	4	\$670K	\$681K
21 July, 2015	28 Earlton Rd, Toronto	Detached	3	1	8	\$579K	\$626K
	210, 70 Cass Ave, Toronto	Townhouse	3	2		\$380K	\$372K
25 July, 2015	86 Lowcrest Blvd, Toronto	Detached	3	3	32	\$678K	\$675K
26 July, 2015	1616, 238 Bonis Ave, Toronto	Condo	2	2	5	\$355K	\$350K
27 July, 2015	28 Vradenberg Dr, Toronto	Detached	2	2	1	\$628K	\$611K
30 July, 2015	154, 70 Cass Ave, Toronto	Townhouse	3	2	47	\$375K	\$365K
1 August, 2015	1210, 270 Palmdale Dr, Toronto	Condo	2	1	11	\$198K	\$199K
3 August, 2015	25, 2359 Birchmount Rd, Toronto	Townhouse	3	2	18	\$399K	\$385K
	1909, 185 Bonis Ave, Toronto	Condo	1	1	14	\$281K	\$281K
	Th 218, 188 Bonis Ave, Toronto	Townhouse	3	3	146	\$409K	\$386K
4 August, 2015	149, 70 Cass Ave, Toronto	Townhouse	3	2	1	\$380K	\$377K
8 August, 2015	70 Charlemont Cres, Toronto	Detached	3	2	10	\$598K	\$643K
9 August, 2015	22, 2359 Birchmount Rd, Toronto	Townhouse	3	2	3	\$409K	\$435K
	1220, 238 Bonis Ave, Toronto	Condo	2	2	53	\$310K	\$305K
10 August, 2015	222, 188 Bonis Ave, Toronto	Townhouse	3	3	21	\$450K	\$438K
16 August, 2015	1725, 138 Bonis Ave, Toronto	Condo	2	3	52	\$860K	\$808K
21 August, 2015	226 Cass Ave, Toronto	Detached	3	1	10	\$575K	\$560K
23 August, 2015	28 Robintide Crt, Toronto	Detached	3	2	6	\$749K	\$778K
25 August, 2015	1020, 238 Bonis Ave, Toronto	Condo	2	2	51	\$305K	\$295K
27 August, 2015	64 Groomsport Cres, Toronto	Detached	4	3	10	\$789K	\$838K
	1513, 228 Bonis Ave, Toronto	Condo	2	2	11	\$384K	\$375K

## Data

Month, Day, Year of Sold Date	Address1	Property Type	Bedrooms	Washrooms	Days on the Market	List Price	Sold Price
30 August, 2015	154, 70 Cass Ave, Toronto	Townhouse	3	2	4	\$370K	\$367K
31 August, 2015	48 Arkona Dr, Toronto	Detached	4	4	6	\$796K	\$925K
1 September, 2015	305, 40 Bay Mills Blvd, Toronto	Condo	1	1	14	\$189K	\$185K
11 September, 2015	904, 270 Palmdale Dr, Toronto	Condo	2	1	3	\$200K	\$200K
13 September, 2015	208, 160 Palmdale Dr, Toronto	Townhouse	3	2	11	\$439K	\$410K
14 September, 2015	4 Highhill Dr, Toronto	Detached	3	2	6	\$549K	\$676K
15 September, 2015	35 Birchard St, Toronto	Detached	3	2	5	\$719K	\$710K
16 September, 2015	27 Richbourne Crt, Toronto	Detached	4	2	8	\$728K	\$778K
	775 Huntingwood Dr, Toronto	Detached	4	3	9	\$799K	\$838K
17 September, 2015	62 Malamute Cres, Toronto	Detached	3	3	10	\$738K	\$726K
19 September, 2015	55 Heaslip Terr, Toronto	Semi-Detached	3	2	8	\$420K	\$475K
21 September, 2015	6 Charlemont Cres, Toronto	Detached	3	2	7	\$699K	\$705K
	20 Lejune Rd, Toronto	Detached	3	2	15	\$670K	\$703K
22 September, 2015	606, 188 Bonis Ave, Toronto	Townhouse	3	3	41	\$415K	\$407K
23 September, 2015	1126, 138 Bonis Ave, Toronto	Condo	2	2	24	\$549K	\$530K
25 September, 2015	75 Moraine Hill Dr, Toronto	Detached	3	2	13	\$599K	\$732K
27 September, 2015	107 Bridlewood Blvd, Toronto	Detached	4	3	8	\$788K	\$856K
28 September, 2015	1507, 270 Palmdale Dr, Toronto	Condo	2	1	9	\$209K	\$215K
29 September, 2015	61 Davisbrook Blvd, Toronto	Detached	4	4	7	\$839K	\$830K
30 September, 2015	505 Huntingwood Dr, Toronto	Detached	3	4	8	\$759K	\$823K
4 October, 2015	1209, 185 Bonis Ave, Toronto	Condo	1	1	21	\$275K	\$275K
5 October, 2015	53 Vradenberg Dr, Toronto	Detached	3	3	49	\$799K	\$772K
6 October, 2015	82 Nortonville Dr, Toronto	Semi-Detached	4	2	1	\$659K	\$650K
	1506, 168 Bonis Ave, Toronto	Condo	2	2	5	\$479K	\$493K
7 October, 2015	33 Wishing Well Dr, Toronto	Detached	4	2	37	\$634K	\$617K
	42 Heatherington Dr, Toronto	Detached	3	2	7	\$739K	\$730K
	313, 228 Bonis Ave, Toronto	Condo	2	2	28	\$388K	\$385K
	2971 Sheppard Ave, Toronto	Detached	3	2	23	\$979K	\$968K

## Data

Month, Day, Year of Sold Date	Address1	Property Type	Bedrooms	Washrooms	Days on the Market	List Price	Sold Price
8 October, 2015	2 Foxhill Rd, Toronto	Detached	3	2	4	\$599K	\$866K
9 October, 2015	78, 150 Palmdale Dr, Toronto	Townhouse	3	3	37	\$489K	\$470K
12 October, 2015	77 Moraine Hill Dr, Toronto	Detached	3	1	7	\$599K	\$650K
16 October, 2015	Ph08, 228 Bonis Ave, Toronto	Condo	2	2	8	\$389K	\$381K
19 October, 2015	21 Sunmount Rd, Toronto	Detached	3	2	7	\$629K	\$688K
20 October, 2015	2584 Kennedy Rd, Toronto	Detached	3	1	41	\$1,100K	\$1,000K
22 October, 2015	7, 2550 Birchmount Rd, Toronto	Townhouse	3	2	20	\$330K	\$320K
24 October, 2015	98 Nortonville Dr, Toronto	Semi-Detached	4	4	28	\$699K	\$690K
	1501, 185 Bonis Ave, Toronto	Condo	1	1	41	\$269K	\$269K
	1822, 238 Bonis Ave, Toronto	Condo	2	2	39	\$359K	\$356K
25 October, 2015	1823, 238 Bonis Ave, Toronto	Condo	2	1	25	\$233K	\$228K
26 October, 2015	1918, 238 Bonis Ave, Toronto	Condo	2	2	24	\$415K	\$400K
27 October, 2015	52, 71 Cass Ave, Toronto	Townhouse	3	2	6	\$384K	\$380K
28 October, 2015	5 Nobert Rd, Toronto	Detached	3	2	6	\$725K	\$817K
	70 Heaslip Terr, Toronto	Semi-Detached	4	2	9	\$480K	\$539K
1 November, 2015	15 Wishing Well Dr, Toronto	Detached	4	2	31	\$700K	\$660K
	37 Sunmount Rd, Toronto	Detached	4	2	40	\$680K	\$671K
3 November, 2015	3 Corundum Cres, Toronto	Detached	3	2	30	\$620K	\$601K
	305, 188 Bonis Ave, Toronto	Townhouse	3	2	19	\$300K	\$328K
4 November, 2015	123 Neddie Dr, Toronto	Detached	5	7	9	\$850K	\$953K
5 November, 2015	1101, 168 Bonis Ave, Toronto	Condo	2	2	37	\$469K	\$453K
9 November, 2015	116 Nortonville Dr, Toronto	Semi-Detached	4	4	7	\$649K	\$670K
10 November, 2015	29 Tamora Crt, Toronto	Semi-Detached	3	2	29	\$626K	\$595K
	1002, 40 Bay Mills Blvd, Toronto	Condo	1	1	51	\$193K	\$188K
11 November, 2015	30 Eaglestone Rd, Toronto	Detached	5	3	8	\$788K	\$889K
12 November, 2015	518, 188 Bonis Ave, Toronto	Townhouse	3	3	13	\$419K	\$410K
13 November, 2015	102, 150 Palmdale Dr, Toronto	Townhouse	3	2	79	\$410K	\$410K
16 November, 2015	1718, 238 Bonis Ave, Toronto	Condo	2	2	53	\$390K	\$387K

## Data

Month, Day, Year of Sold Date	Address1	Property Type	Bedrooms	Washrooms	Days on the Market	List Price	Sold Price
18 November, 2015	6 Queenscourt Dr, Toronto	Detached	4	2	14	\$750K	\$745K
	22 Castleford Dr, Toronto	Detached	4	7	56	\$948K	\$903K
22 November, 2015	2703, 228 Bonis Ave, Toronto	Condo	2	2	20	\$438K	\$428K
23 November, 2015	55 Dunmurray Blvd, Toronto	Detached	4	3	6	\$898K	\$900K
24 November, 2015	38 Bonis Ave, Toronto	Townhouse	3	2	36	\$400K	\$400K
	110 Allanford Rd, Toronto	Detached	3	2	19	\$669K	\$622K
	1911, 168 Bonis Ave, Toronto	Condo	2	2	37	\$485K	\$563K
27 November, 2015	2026, 238 Bonis Ave, Toronto	Condo	2	1	73	\$273K	\$270K
6 December, 2015	#118, 138 Bonis Ave, Toronto	Condo	2	2	40	\$429K	\$415K
7 December, 2015	43 Batterswood Dr, Toronto	Detached	4	2	7	\$838K	\$850K
8 December, 2015	709, 228 Bonis Ave, Toronto	Condo	2	2	43	\$378K	\$371K
9 December, 2015	624, 188 Bonis Ave, Toronto	Townhouse	3	3	8	\$412K	\$412K
10 December, 2015	34 Birchard St, Toronto	Detached	3	2	10	\$700K	\$696K
	169 Allanford Rd, Toronto	Detached	3	2	46	\$859K	\$845K
13 December, 2015	304, 188 Bonis Ave, Toronto	Townhouse	3	3	18	\$428K	\$433K
	916, 238 Bonis Ave, Toronto	Condo	2	2	5	\$350K	\$348K
14 December, 2015	32 Neddie Dr, Toronto	Detached	3	1	20	\$719K	\$700K
20 December, 2015	16 Marlbank Rd, Toronto	Detached	4	2	7	\$598K	\$702K
21 December, 2015	23 Wishing Well Dr, Toronto	Detached	3	2	33	\$629K	\$615K
28 December, 2015	603, 188 Bonis Ave, Toronto	Townhouse	3	3	31	\$412K	\$409K
6 January, 2016	8, 671 Huntingwood Dr, Toronto	Townhouse	3	2	24	\$430K	\$430K
16 January, 2016	216, 160 Palmdale Dr, Toronto	Townhouse	3	3	38	\$460K	\$452K
23 January, 2016	822, 238 Bonis Ave	Condo	2	2	9	\$335K	\$333K
25 January, 2016	220, 188 Bonis Ave	Townhouse	2	2	58	\$320K	\$300K
27 January, 2016	2 Minnowburn St	Detached	4	2	16	\$785K	\$800K
29 January, 2016	2052 Pharmacy Ave	Detached	3	1	122	\$625K	\$790K
1 February, 2016	2 Heatherington Dr	Detached	5	3	6	\$600K	\$775K
	34 By-Pass Crt	Detached	4	3	12	\$778K	\$760K

## Data

Month, Day, Year of Sold Date	Address1	Property Type	Bedrooms	Washrooms	Days on the Market	List Price	Sold Price
1 February, 2016	Ph20, 238 Bonis Ave	Condo	2	2	43	\$339K	\$331K
2 February, 2016	101, 188 Bonis Ave E	Townhouse	3	3	8	\$430K	\$420K
3 February, 2016	2217, 238 Bonis Ave	Condo	3	2	6	\$445K	\$439K
5 February, 2016	2307, 228 Bonis Ave	Condo	1	2	2	\$346K	\$343K
9 February, 2016	140 Cass Ave	Detached	3	2	5	\$600K	\$662K
	1514, 185 Bonis Ave	Condo	1	1	148	\$269K	\$269K
11 February, 2016	258, 160 Palmdale Dr	Townhouse	3	3	69	\$488K	\$475K
12 February, 2016	6 Heaslip Terr	Detached	4	4	14	\$819K	\$805K
	196, 70 Cass Ave	Townhouse	3	2	0	\$410K	\$408K
17 February, 2016	1609, 270 Palmdale Dr	Condo	2	1	19	\$240K	\$221K
19 February, 2016	37 Pender Cres	Semi-Detached	3	2	3	\$529K	\$525K
	66 Highhill Dr	Detached	3	4	13	\$750K	\$801K
23 February, 2016	86 Wishing Well Dr	Detached	3	2	5	\$575K	\$660K
28 February, 2016	24 Castleford Dr	Detached	5	5	7	\$868K	\$978K
1 March, 2016	51 Beacham Cres	Detached	3	2	8	\$649K	\$702K
2 March, 2016	9 Dempster St	Detached	3	2	12	\$739K	\$745K
	93 Araman Dr E	Detached	3	2	9	\$699K	\$808K
3 March, 2016	1619, 238 Bonis Ave	Condo	2	2	7	\$359K	\$345K
	2501, 168 Bonis Ave	Condo	2	2	9	\$469K	\$475K
8 March, 2016	17 Earlton Rd	Detached	4	2	5	\$700K	\$777K
	58 Davisbrook Blvd	Detached	4	3	8	\$799K	\$928K
	228 Cass Ave	Detached	4	3	8	\$759K	\$825K
	Th10, 175 Bonis Ave	Townhouse	3	3	36	\$635K	\$600K
9 March, 2016	56 Malamute Cres	Detached	3	2	7	\$625K	\$700K
	2010, 185 Bonis Ave	Condo	2	2	89	\$384K	\$384K
10 March, 2016	66 Dempster St	Detached	5	4	9	\$1,250K	\$1,356K
11 March, 2016	28 Vradenberg Dr	Detached	2	2	8	\$668K	\$745K
12 March, 2016	16 Linwood Ave	Detached	4	3	3	\$998K	\$1,120K



## Data

Month, Day, Year of Sold Date	Address1	Property Type	Bedrooms	Washrooms	Days on the Market	List Price	Sold Price
15 March, 2016	1401, 185 Bonis Ave	Condo	1	1	9	\$268K	\$268K
16 March, 2016	1729 Pharmacy Ave	Detached	3	2	7	\$688K	\$760K
17 March, 2016	2719, 238 Bonis Ave	Condo	2	2	14	\$365K	\$363K
18 March, 2016	1207, 270 Palmdale Dr	Condo	2	1	3	\$250K	\$250K
19 March, 2016	1415, 185 Bonis Ave	Condo	1	1	13	\$295K	\$289K
20 March, 2016	211, 185 Bonis Ave	Condo	1	1	14	\$290K	\$290K
	915, 238 Bonis Ave	Condo	2	2	3	\$323K	\$330K
21 March, 2016	27 Horizon Cres	Detached	3	3	5	\$709K	\$800K
23 March, 2016	17 Farmcrest Dr	Detached	3	2	6	\$788K	\$1,200K
	80 Earlton Rd	Detached	3	2	8	\$640K	\$663K
	818, 138 Bonis Ave	Condo	2	2	8	\$468K	\$470K
	1717, 238 Bonis Ave	Condo	3	2	47	\$420K	\$420K
24 March, 2016	2084 Pharmacy Ave	Detached	3	2	9	\$840K	\$890K
28 March, 2016	112 Earlton Rd	Detached	3	2	10	\$749K	\$785K
29 March, 2016	154, 70 Cass Ave	Townhouse	3	2	7	\$385K	\$420K
30 March, 2016	757 Huntingwood Dr	Detached	4	3	6	\$795K	\$930K
1 April, 2016	1626, 138 Bonis Ave	Condo	3	3	49	\$800K	\$760K
2 April, 2016	712, 168 Bonis Ave	Condo	3	2	3	\$600K	\$602K
3 April, 2016	2216 Kennedy Rd	Detached	3	6	9	\$699K	\$839K
4 April, 2016	310, 270 Palmdale Dr	Condo	2	1	12	\$225K	\$222K
8 April, 2016	4 Heaslip Terr	Detached	4	4	32	\$830K	\$820K
	20 Wicklow Dr	Detached	3	3	10	\$900K	\$920K
9 April, 2016	128 Wishing Well Dr	Detached	2	2	16	\$728K	\$720K
11 April, 2016	9 Highhill Dr	Detached	3	3	11	\$688K	\$858K
	23 Sunmount Rd	Detached	5	7	6	\$950K	\$1,038K
12 April, 2016	46 Tourmaline Dr	Semi-Detached	3	3	6	\$525K	\$650K
	806, 188 Bonis Ave, Toronto	Townhouse	3	2	21	\$358K	\$350K
14 April, 2016	68, 2075 Warden Ave	Townhouse	3	2	2	\$390K	\$425K

## Data

Month, Day, Year of Sold Date	Address1	Property Type	Bedrooms	Washrooms	Days on the Market	List Price	Sold Price
14 April, 2016	Ph20, 138 Bonis Ave	Condo	2	2	3	\$549K	\$565K
16 April, 2016	18 Esquire Rd	Detached	3	2	2	\$988K	\$988K
18 April, 2016	507 Huntingwood Dr	Detached	4	3	5	\$839K	\$982K
19 April, 2016	2, 2075 Warden Ave	Townhouse	3	2	7	\$399K	\$451K
	44, 671 Huntingwood Dr	Townhouse	3	2	12	\$450K	\$510K
	208, 168 Bonis Ave	Condo	2	2	27	\$488K	\$478K
20 April, 2016	106 Neddie Dr	Townhouse	4	4	6	\$700K	\$689K
21 April, 2016	39 Sunmount Rd	Detached	4	2	5	\$649K	\$703K
22 April, 2016	7 Arkona Dr	Detached	4	4	2	\$900K	\$990K
	54 Davisbrook Blvd	Detached	4	3	8	\$900K	\$898K
23 April, 2016	61, 71 Cass Ave	Townhouse	3	2	2	\$449K	\$456K
	1105, 185 Bonis Ave	Condo	2	1	22	\$298K	\$289K
24 April, 2016	126, 138 Bonis Ave	Condo	3	2	1	\$514K	\$506K
	157 Palmdale Dr	Townhouse	3	2	12	\$499K	\$520K
25 April, 2016	3 Forestbrook Cres	Detached	3	3	6	\$898K	\$1,050K
	34 King Henry's Blvd	Townhouse	4	2	3	\$469K	\$496K
	46 Marlbank Rd	Detached	3	2	7	\$749K	\$830K
26 April, 2016	8 Amethyst Rd	Detached	3	2	6	\$639K	\$782K
	40 King Henrys Blvd	Townhouse	3	2	4	\$469K	\$492K
	48 Castledene Cres	Detached	4	3	8	\$900K	\$901K
	#604, 188 Bonis Ave	Townhouse	3	3	33	\$425K	\$410K
27 April, 2016	27 Heatherington Dr	Detached	3	2	7	\$669K	\$770K
28 April, 2016	8 Marsha Dr	Detached	3	2	8	\$699K	\$760K
29 April, 2016	2116, 238 Bonis Ave	Condo	2	2	1	\$368K	\$366K
1 May, 2016	2216, 238 Bonis Ave	Condo	2	2	4	\$379K	\$379K
2 May, 2016	47 Castledene Cres	Detached	4	3	10	\$969K	\$1,075K
	808, 188 Bonis Ave	Townhouse	3	3	19	\$448K	\$438K
	1805, 185 Bonis Ave	Condo	2	1	12	\$318K	\$308K

## Data

Month, Day, Year of Sold Date	Address1	Property Type	Bedrooms	Washrooms	Days on the Market	List Price	Sold Price
6 May, 2016	811, 185 Bonis Ave	Condo	2	2	61	\$400K	\$395K
	820, 188 Bonis Ave	Townhouse	3	3	31	\$457K	\$442K
8 May, 2016	97 Scarden Ave	Detached	3	3	12	\$699K	\$670K
9 May, 2016	19 Heaslip Terr	Detached	4	5	6	\$888K	\$1,030K
	211, 70 Cass Ave	Townhouse	3	2	24	\$370K	\$411K
10 May, 2016	38 Murmouth Rd	Detached	3	2	0	\$729K	\$790K
	102, 168 Bonis Ave	Condo	1	1	75	\$325K	\$315K
13 May, 2016	185, 70 Cass Ave	Townhouse	3	3	2	\$349K	\$432K
14 May, 2016	132 Earlton Rd	Detached	3	2	12	\$888K	\$858K
17 May, 2016	69 Groomsport Cres	Detached	4	3	6	\$886K	\$1,000K
18 May, 2016	481 Huntingwood Dr	Detached	3	2	6	\$839K	\$1,088K
	1013, 228 Bonis Ave	Condo	2	2	17	\$388K	\$390K
19 May, 2016	25 Heatherington Dr	Detached	3	2	1	\$699K	\$820K
	1009, 270 Palmdale Dr	Condo	2	1	19	\$255K	\$250K
20 May, 2016	93 Wishing Well Dr	Detached	3	2	7	\$699K	\$805K
21 May, 2016	8 Marlbank Rd	Detached	3	2	8	\$800K	\$783K
22 May, 2016	21, 2 Davisbrook Blvd	Townhouse	3	3	23	\$499K	\$472K
24 May, 2016	73 Wishing Well Dr	Detached	3	2	8	\$668K	\$720K
	1826, 138 Bonis Ave	Condo	3	3	43	\$879K	\$840K
25 May, 2016	Ph 15, 238 Bonis Ave	Condo	2	2	14	\$340K	\$340K
26 May, 2016	925, 238 Bonis Ave	Condo	2	2	27	\$375K	\$390K
27 May, 2016	33 Farmcrest Dr	Detached	3	3	7	\$888K	\$1,010K
30 May, 2016	18 Meadowacres Dr	Detached	3	2	6	\$988K	\$1,039K
1 June, 2016	256, 160 Palmdale Dr	Townhouse	3	3	30	\$528K	\$515K
	1608, 168 Bonis Ave	Condo	2	2	1	\$509K	\$540K
2 June, 2016	29 Forestbrook Cres	Detached	4	3	10	\$898K	\$1,020K
3 June, 2016	42 Pender Cres	Semi-Detached	4	3	46	\$599K	\$585K
	116 Earlton Rd	Detached	3	2	16	\$699K	\$679K

## Data

Month, Day, Year of Sold Date	Address1	Property Type	Bedrooms	Washrooms	Days on the Market	List Price	Sold Price
3 June, 2016	236 Cass Ave	Detached	3	3	35	\$869K	\$823K
4 June, 2016	1109, 168 Bonis Ave	Condo	2	2	1	\$508K	\$569K
	1922, 238 Bonis Ave	Condo	2	2	87	\$389K	\$388K
5 June, 2016	Th 9, 175 Bonis Ave	Townhouse	3	3	25	\$598K	\$630K
6 June, 2016	15 Murmouth Rd	Detached	3	2	4	\$729K	\$797K
	207, 188 Bonis Ave	Townhouse	3	3	6	\$428K	\$423K
8 June, 2016	48 Groomsport Cres	Detached	3	2	9	\$879K	\$820K
9 June, 2016	63 Sunmount Rd	Detached	4	2	3	\$749K	\$749K
	219 Cass Ave	Detached	3	4	7	\$599K	\$830K
10 June, 2016	44 King Henrys Blvd	Townhouse	4	2	2	\$489K	\$518K
12 June, 2016	5 Marsha Dr	Detached	3	2	19	\$859K	\$840K
13 June, 2016	53 Heaslip Terr	Semi-Detached	3	2	6	\$500K	\$602K
	310, 1200 Bridletowne Circ E	Condo	2	2	5	\$205K	\$211K
14 June, 2016	15 Bridlewood Blvd	Detached	3	3	7	\$989K	\$1,250K
	121, 70 Cass Ave	Townhouse	3	2	0	\$430K	\$431K
15 June, 2016	2 Holford Cres	Detached	3	2	7	\$669K	\$812K
	11 Nortonville Dr	Other	4	3	28	\$750K	\$686K
16 June, 2016	1113, 228 Bonis Ave	Condo	2	2	20	\$400K	\$404K
17 June, 2016	38 Aragon Ave	Detached	3	1	29	\$781K	\$955K
19 June, 2016	44 Corundum Cres	Detached	4	4	12	\$898K	\$950K
21 June, 2016	409 Huntingwood Dr	Detached	4	3	8	\$798K	\$980K
22 June, 2016	113 Allanford Rd	Detached	3	2	37	\$789K	\$766K
	918, 238 Bonis Ave	Condo	3	2	29	\$410K	\$401K
23 June, 2016	84 Araman Dr	Detached	3	2	8	\$598K	\$700K
27 June, 2016	Ph103, 40 Bay Mills Blvd	Condo	2	1	17	\$339K	\$330K
28 June, 2016	20 Castledene Cres	Detached	3	2	6	\$839K	\$1,050K
	74 Davisbrook Blvd	Detached	4	3	6	\$949K	\$1,057K
	920, 238 Bonis Ave	Condo	2	2	15	\$339K	\$328K

## Data

Month, Day, Year of Sold Date	Address1	Property Type	Bedrooms	Washrooms	Days on the Market	List Price	Sold Price
29 June, 2016	67 Davisbrook Blvd	Detached	3	3	12	\$895K	\$895K
	1123, 138 Bonis Ave	Condo	3	3	28	\$648K	\$620K
3 July, 2016	802, 188 Bonis Ave	Townhouse	2	2	20	\$350K	\$355K
4 July, 2016	24 Redcastle Cres	Detached	3	2	7	\$699K	\$861K
5 July, 2016	224, 3765 Sheppard Ave E	Townhouse	3	2	54	\$434K	\$410K
7 July, 2016	24 Marsha Dr	Detached	3	2	41	\$858K	\$820K
8 July, 2016	114 Neddie Dr	Townhouse	3	3	30	\$585K	\$568K
10 July, 2016	79, 2075 Warden Ave	Townhouse	3	2	5	\$437K	\$425K
	2625, 238 Bonis Ave	Condo	2	2	2	\$419K	\$426K
11 July, 2016	69 Sunmount Rd	Detached	3	2	7	\$650K	\$695K
	75 Wishing Well Dr	Detached	3	2	6	\$680K	\$700K
12 July, 2016	22 Murmouth Rd	Detached	3	2	7	\$700K	\$725K
	41 Aragon Ave	Detached	4	2	7	\$959K	\$935K
	66 Sunmount Rd	Detached	3	2	7	\$700K	\$817K
14 July, 2016	18, 2075 Warden Ave	Townhouse	3	3	15	\$440K	\$438K
	510, 188 Bonis Ave	Townhouse	3	3	24	\$429K	\$422K
15 July, 2016	18, 71 Cass Ave	Townhouse	3	2	4	\$435K	\$428K
	905, 270 Palmdale Dr	Condo	2	1	2	\$239K	\$230K
16 July, 2016	96, 70 Cass Ave	Townhouse	2	1	3	\$335K	\$370K
18 July, 2016	43 Tamora Crt	Detached	4	4	14	\$699K	\$954K
	3725 Sheppard Ave E	Detached	3	1	14	\$1,250K	\$1,150K
19 July, 2016	8, 71 Cass Ave	Townhouse	3	2	8	\$388K	\$474K
	84 Scarden Ave	Detached	3	2	12	\$650K	\$725K
20 July, 2016	12 Wishing Well Dr	Detached	3	1	5	\$668K	\$730K
21 July, 2016	1 Birchard St	Detached	4	2	8	\$930K	\$900K
	207, 228 Bonis Ave	Condo	1	2	11	\$335K	\$333K
22 July, 2016	3 Bridlewood Blvd	Detached	3	2	2	\$949K	\$935K
	65 Aragon Ave	Detached	4	5	10	\$1,700K	\$1,839K

## Data

Month, Day, Year of Sold Date	Address1	Property Type	Bedrooms	Washrooms	Days on the Market	List Price	Sold Price
24 July, 2016	805, 270 Palmdale Dr	Condo	2	1	10	\$250K	\$246K
26 July, 2016	814, 185 Bonis Ave	Condo	1	1	55	\$275K	\$270K
27 July, 2016	47 Vradenberg Dr	Detached	4	2	9	\$688K	\$830K
28 July, 2016	2, 671 Huntingwood Dr	Townhouse	3	2	8	\$534K	\$520K
5 August, 2016	68 Charlemont Cres	Detached	3	2	2	\$649K	\$790K
6 August, 2016	122, 138 Bonis Ave	Condo	2	2	19	\$579K	\$565K
7 August, 2016	43 Vradenberg Dr	Detached	3	2	20	\$840K	\$818K
9 August, 2016	1 Holford Cres	Detached	3	2	7	\$649K	\$828K
	27, 71 Cass Ave	Townhouse	3	2	10	\$360K	\$388K
10 August, 2016	9 Gablehurst Cres	Detached	4	3	7	\$1,000K	\$1,030K
11 August, 2016	20 Shrewsbury Sq	Detached	4	2	7	\$788K	\$774K
12 August, 2016	36 Bonis Ave	Townhouse	3	2	36	\$500K	\$503K
	1304, 185 Bonis Ave	Condo	2	2	7	\$339K	\$337K
17 August, 2016	909, 185 Bonis Ave	Condo	1	1	16	\$285K	\$282K
19 August, 2016	17, 671 Huntingwood Dr	Townhouse	3	3	11	\$500K	\$488K
	33, 2550 Birchmount Rd	Townhouse	3	2	7	\$450K	\$442K
	805, 168 Bonis Ave	Condo	3	3	16	\$750K	\$775K
22 August, 2016	8 Lejune Rd	Detached	3	2	6	\$700K	\$846K
23 August, 2016	47 Commons Dr	Detached	3	2	8	\$899K	\$1,168K
24 August, 2016	808, 228 Bonis Ave	Condo	2	2	12	\$388K	\$400K
25 August, 2016	80 Highhill Dr	Detached	3	4	6	\$800K	\$838K
	705, 40 Bay Mills Blvd	Condo	2	1	13	\$260K	\$235K
	1101, 168 Bonis Ave	Condo	2	2	9	\$499K	\$556K
29 August, 2016	124 Cass Ave	Detached	3	2	7	\$575K	\$802K
	2515, 238 Bonis Ave	Condo	2	2	7	\$340K	\$339K
30 August, 2016	25 Holford Cres	Detached	3	1	7	\$649K	\$800K
31 August, 2016	186, 70 Cass Ave	Townhouse	3	2	5	\$400K	\$480K
	515, 238 Bonis Ave	Condo	2	2	2	\$349K	\$340K

## Data

Month, Day, Year of Sold Date	Address1	Property Type	Bedrooms	Washrooms	Days on the Market	List Price	Sold Price
1 September, 2016	60 Dempster St	Detached	3	2	7	\$739K	\$900K
	77 Shrewsbury Sq	Detached	4	2	13	\$688K	\$813K
3 September, 2016	902, 185 Bonis Ave	Condo	1	2	36	\$348K	\$330K
6 September, 2016	1013, 185 Bonis Ave	Condo	2	2	25	\$385K	\$380K
9 September, 2016	91, 70 Cass Ave	Townhouse	3	3	9	\$399K	\$455K
13 September, 2016	36 Castleford Dr	Detached	4	5	5	\$988K	\$1,268K
	168, 70 Cass Ave	Townhouse	3	2	6	\$389K	\$433K
14 September, 2016	42, 71 Cass Ave	Townhouse	3	2	7	\$360K	\$400K
15 September, 2016	16 Marblemount Cres	Detached	4	4	8	\$990K	\$1,141K
	28 Ravencliff Cres	Detached	3	2	9	\$990K	\$950K
16 September, 2016	128 Cass Ave	Detached	3	2	3	\$689K	\$825K
20 September, 2016	70 Davisbrook Blvd	Detached	4	3	42	\$950K	\$945K
21 September, 2016	1818, 238 Bonis Ave	Condo	3	2	59	\$439K	\$432K
	#213, 168 Bonis Ave	Condo	2	2	4	\$388K	\$380K
22 September, 2016	2102, 168 Bonis Ave	Condo	2	2	14	\$529K	\$528K
23 September, 2016	609, 270 Palmdale Dr	Condo	2	1	8	\$255K	\$250K
	Ph19, 138 Bonis Ave	Condo	3	4	22	\$1,100K	\$1,030K
24 September, 2016	209, 40 Bay Mills Blvd	Condo	1	1	12	\$220K	\$207K
25 September, 2016	40 Moraine Hill Dr	Detached	3	2	9	\$798K	\$920K
26 September, 2016	79 Dunmurray Blvd	Detached	4	4	7	\$989K	\$1,360K
27 September, 2016	46, 2550 Birchmount Rd	Townhouse	3	2	6	\$438K	\$451K
28 September, 2016	49 Allanford Rd	Semi-Detached	4	2	8	\$569K	\$650K
	128 Lowcrest Blvd	Detached	3	2	1	\$799K	\$900K
	855 Huntingwood Dr	Detached	4	3	6	\$869K	\$1,006K
	2629 Kennedy Rd	Detached	2	2	14	\$799K	\$790K
29 September, 2016	80 Heaslip Terr	Semi-Detached	3	2	9	\$668K	\$657K
	505 Huntingwood Dr	Detached	3	4	3	\$951K	\$1,310K
30 September, 2016	626, 188 Bonis Ave	Townhouse	2	2	3	\$375K	\$383K

## Data

Month, Day, Year of Sold Date	Address1	Property Type	Bedrooms	Washrooms	Days on the Market	List Price	Sold Price
30 September, 2016	1805, 270 Palmdale Dr	Condo	2	1	12	\$255K	\$252K
1 October, 2016	501, 188 Bonis Ave	Townhouse	3	3	46	\$460K	\$427K
3 October, 2016	14 Nortonville Dr	Semi-Detached	3	2	5	\$630K	\$682K
5 October, 2016	108, 150 Palmdale Dr	Townhouse	3	2	2	\$529K	\$510K
8 October, 2016	208, 70 Cass Ave	Townhouse	3	2	8	\$458K	\$446K
	905, 228 Bonis Ave	Condo	3	2	2	\$529K	\$505K
11 October, 2016	64 Araman Dr	Detached	3	1	13	\$700K	\$700K
13 October, 2016	627, 188 Bonis Ave	Townhouse	3	3	9	\$429K	\$423K
14 October, 2016	405, 168 Bonis Ave	Condo	3	3	26	\$779K	\$735K
16 October, 2016	88 Allanford Rd	Detached	4	3	10	\$799K	\$872K
17 October, 2016	27 Acara Crt	Detached	4	3	5	\$898K	\$1,170K
18 October, 2016	9 Batterswood Dr	Detached	4	2	7	\$839K	\$988K
	98 Allanford Rd	Detached	3	2	12	\$699K	\$851K
19 October, 2016	33 Nortonville Dr	Other	4	3	8	\$699K	\$859K
21 October, 2016	5 Wardencourt Dr	Detached	4	5	10	\$998K	\$1,118K
24 October, 2016	38 Kimberdale Cres	Detached	4	4	19	\$1,249K	\$1,255K
25 October, 2016	17 Inverary Cres	Detached	4	7	19	\$1,090K	\$1,050K
	325, 238 Bonis Ave	Condo	2	2	27	\$408K	\$388K
26 October, 2016	48 Corundum Cres	Detached	4	2	14	\$889K	\$923K
27 October, 2016	5, 671 Huntingwood Dr	Townhouse	3	2	6	\$525K	\$505K
28 October, 2016	2310, 168 Bonis Ave	Condo	2	3	11	\$890K	\$870K
29 October, 2016	8 Groomsport Cres	Detached	5	4	1	\$1,115K	\$1,030K
31 October, 2016	30 Redcastle Cres	Detached	3	2	3	\$998K	\$1,065K
1 November, 2016	35, 71 Cass Ave	Townhouse	3	2	8	\$398K	\$440K
	114 Nortonville Dr	Semi-Detached	4	5	12	\$849K	\$800K
	189, 70 Cass Ave	Townhouse	3	2	13	\$480K	\$490K
2 November, 2016	2209, 228 Bonis Ave	Condo	2	2	28	\$400K	\$412K
	2210 Kennedy Rd	Detached	3	1	7	\$699K	\$725K



## Data

Month, Day, Year of Sold Date	Address1	Property Type	Bedrooms	Washrooms	Days on the Market	List Price	Sold Price
5 November, 2016	808, 168 Bonis Ave	Condo	2	2	83	\$488K	\$478K
6 November, 2016	1607, 185 Bonis Ave	Condo	1	1	18	\$314K	\$305K
9 November, 2016	24 Marblemount Cres	Detached	4	4	8	\$1,088K	\$1,450K
	167 Allanford Rd	Detached	3	2	35	\$779K	\$775K
10 November, 2016	Ph 17, 138 Bonis Ave	Condo	2	2	8	\$599K	\$580K
13 November, 2016	29 Wardencourt Dr	Detached	4	2	18	\$998K	\$996K
	1119, 138 Bonis Ave	Condo	3	3	32	\$789K	\$765K
15 November, 2016	2 Prince Hal Cres	Detached	4	3	7	\$949K	\$1,118K
	59 Holford Cres	Detached	3	2	6	\$699K	\$860K
	73 Scarden Ave	Detached	3	2	5	\$780K	\$830K
	182, 160 Palmdale Dr	Townhouse	3	3	18	\$498K	\$493K
17 November, 2016	22 Kerwood Cres	Detached	3	2	15	\$888K	\$900K
	64 Belgreen Ave	Detached	5	4	9	\$800K	\$1,068K
	117 Allanford Rd	Detached	3	2	8	\$800K	\$852K
18 November, 2016	207, 168 Bonis Ave	Condo	2	2	46	\$500K	\$497K
19 November, 2016	111 Nortonville Dr	Semi-Detached	4	4	2	\$750K	\$822K
22 November, 2016	24 Shrewsbury Sq	Detached	4	2	6	\$788K	\$1,028K
23 November, 2016	1 Dobbin Rd	Detached	4	1	21	\$1,100K	\$1,080K
	29 Pender Cres	Semi-Detached	4	2	43	\$618K	\$608K
	918, 138 Bonis Ave	Condo	2	2	11	\$538K	\$535K
24 November, 2016	62 Malamute Cres	Detached	3	3	8	\$870K	\$862K
27 November, 2016	1513, 185 Bonis Ave	Condo	2	2	40	\$390K	\$382K
28 November, 2016	19 Beacham Cres	Detached	3	2	11	\$688K	\$963K
	34 Shrewsbury Sq	Detached	4	2	70	\$695K	\$812K
30 November, 2016	120 Allanford Rd	Detached	4	4	8	\$699K	\$927K
1 December, 2016	526, 238 Bonis Ave	Condo	1	1	66	\$300K	\$292K
	803, 185 Bonis Ave	Condo	1	1	33	\$279K	\$272K
6 December, 2016	1819, 238 Bonis Ave	Condo	2	2	61	\$399K	\$372K

## Data

Month, Day, Year of Sold Date	Address1	Property Type	Bedrooms	Washrooms	Days on the Market	List Price	Sold Price
7 December, 2016	816, 138 Bonis Ave	Condo	2	2	1	\$519K	\$525K
8 December, 2016	212, 160 Palmdale Dr	Townhouse	3	4	9	\$489K	\$510K
	1523, 238 Bonis Ave	Condo	1	1	50	\$299K	\$285K
11 December, 2016	2306, 195 Bonis Ave	Condo	1	1	3	\$319K	\$313K
17 December, 2016	44 Nortonville Dr	Other	4	3	19	\$699K	\$850K
18 December, 2016	39, 125 Palmdale Dr	Townhouse	4	2	20	\$520K	\$515K
	2308, 195 Bonis Ave	Condo	1	1	11	\$299K	\$299K
	2313, 195 Bonis Ave	Condo	1	1	10	\$291K	\$291K
19 December, 2016	201, 270 Palmdale Dr	Condo	2	2	11	\$232K	\$230K
21 December, 2016	1106, 40 Bay Mills Blvd	Condo	1	1	16	\$199K	\$190K
23 December, 2016	110, 188 Bonis Ave	Townhouse	3	3	134	\$460K	\$439K
28 December, 2016	54 Moraine Hill Dr	Detached	3	2	12	\$699K	\$822K
31 December, 2016	66, 2075 Warden Ave	Townhouse	3	2	95	\$458K	\$450K
5 January, 2017	773 Huntingwood Dr	Detached	4	3	23	\$1,100K	\$1,050K
7 January, 2017	Th 11, 175 Bonis Ave	Townhouse	3	3	50	\$649K	\$630K
9 January, 2017	1103, 185 Bonis Ave	Condo	1	1	3	\$280K	\$275K
	1611, 185 Bonis Ave	Condo	2	2	76	\$410K	\$395K
15 January, 2017	403, 195 Bonis Ave	Condo	2	2	38	\$387K	\$384K
17 January, 2017	222, 188 Bonis Ave	Townhouse	3	3	1	\$400K	\$608K
	853 Huntingwood Dr	Detached	4	4	9	\$999K	\$1,281K
19 January, 2017	23 Foxhill Rd	Detached	3	2	8	\$875K	\$1,160K
22 January, 2017	25 Havendale Rd	Detached	3	4	7	\$1,180K	\$1,400K
24 January, 2017	38 Allanford Rd	Detached	3	2	8	\$798K	\$870K
	59 Palmdale Dr	Townhouse	3	3	12	\$469K	\$547K
	196, 70 Cass Ave	Townhouse	3	2	7	\$428K	\$508K
	813, 168 Bonis Ave	Condo	2	2	1	\$439K	\$439K
25 January, 2017	86 Wishing Well Dr	Detached	3	3	8	\$799K	\$1,039K
30 January, 2017	102 Bonis Ave	Townhouse	3	2	12	\$500K	\$550K

## Data

Month, Day, Year of Sold Date	Address1	Property Type	Bedrooms	Washrooms	Days on the Market	List Price	Sold Price
31 January, 2017	122 Nortonville Dr	Detached	4	3	5	\$1,442K	\$1,442K
	2620, 238 Bonis Ave	Condo	2	2	10	\$359K	\$370K
2 February, 2017	7 Foxhill Rd	Detached	3	2	2	\$850K	\$1,080K
3 February, 2017	Th209, 188 Bonis Ave	Townhouse	3	3	85	\$530K	\$515K
4 February, 2017	34 Eaglestone Rd	Detached	4	4	1	\$999K	\$1,386K
6 February, 2017	1120, 238 Bonis Ave	Condo	2	2	14	\$375K	\$375K
7 February, 2017	705, 40 Bay Mills Blvd	Condo	2	1	15	\$358K	\$357K
8 February, 2017	232 Cass Ave	Detached	3	2	8	\$899K	\$1,111K
	1715 Pharmacy Ave	Detached	3	2	9	\$798K	\$1,000K
9 February, 2017	214, 160 Palmdale Dr	Townhouse	4	2	28	\$599K	\$596K
	1202, 185 Bonis Ave	Condo	1	2	1	\$345K	\$345K
10 February, 2017	1028, 138 Bonis Ave	Condo	2	2	109	\$550K	\$551K
13 February, 2017	22 Havendale Rd	Detached	3	3	0	\$889K	\$1,000K
	815, 238 Bonis Ave	Condo	2	2	1	\$375K	\$396K
14 February, 2017	1769 Pharmacy Ave	Detached	4	3	2	\$1,150K	\$1,200K
16 February, 2017	615, 168 Bonis Ave S	Condo	2	2	8	\$549K	\$565K
	2918, 181 Village Green Sq	Condo	2	1	2	\$320K	\$310K
17 February, 2017	58 Jade St	Detached	3	3	1	\$899K	\$1,160K
	1703, 185 Bonis Ave	Condo	1	1	2	\$298K	\$320K
20 February, 2017	7 Aragon Ave	Detached	3	2	45	\$1,390K	\$1,430K
	811, 168 Bonis Ave	Condo	3	2	25	\$650K	\$625K
21 February, 2017	21 Batterswood Dr	Detached	3	2	7	\$939K	\$1,400K
22 February, 2017	66 Wicklow Dr	Detached	4	3	7	\$650K	\$1,166K
	73 Wicklow Dr	Detached	4	2	7	\$999K	\$1,407K
24 February, 2017	93 Tourmaline Dr	Semi-Detached	4	2	1	\$709K	\$706K
	121, 3765 Sheppard Ave E	Townhouse	3	2	53	\$438K	\$418K
27 February, 2017	41, 2550 Birchmount Rd	Townhouse	3	3	7	\$449K	\$602K
	207, 3765 Sheppard Ave E	Townhouse	3	2	11	\$429K	\$420K

## Data

Month, Day, Year of Sold Date	Address1	Property Type	Bedrooms	Washrooms	Days on the Market	List Price	Sold Price
28 February, 2017	906, 168 Bonis Ave	Condo	2	2	3	\$680K	\$688K
	1502, 168 Bonis Ave	Condo	2	2	0	\$565K	\$579K
1 March, 2017	2123, 238 Bonis Ave	Condo	1	1	7	\$300K	\$311K
4 March, 2017	1504, 185 Bonis Ave	Condo	2	2	2	\$388K	\$390K
6 March, 2017	506, 185 Bonis Ave	Condo	2	2	3	\$390K	\$420K
7 March, 2017	18 Wicklow Dr	Detached	3	3	7	\$888K	\$1,228K
8 March, 2017	36 Chestergrove Cres	Detached	4	5	6	\$998K	\$1,380K
	120, 138 Bonis Ave	Condo	2	2	1	\$499K	\$625K
9 March, 2017	34 Wicklow Dr	Detached	4	3	6	\$1,189K	\$1,388K
	310, 40 Bay Mills Blvd	Condo	1	1	17	\$229K	\$229K
12 March, 2017	Th12, 175 Bonis Ave	Townhouse	3	3	49	\$650K	\$647K
14 March, 2017	10 Araman Dr	Detached	3	3	5	\$700K	\$876K
	42B Marblemount Cres	Detached	4	4	6	\$999K	\$1,343K
15 March, 2017	211, 228 Bonis Ave Ave	Condo	3	2	2	\$530K	\$518K
16 March, 2017	39 Queenscourt Dr	Detached	4	2	5	\$895K	\$1,260K
	206 Cass Ave	Detached	3	2	6	\$899K	\$1,050K
17 March, 2017	33 Farmcrest Dr	Detached	3	3	15	\$1,098K	\$1,430K
18 March, 2017	#2317, 238 Bonis Ave	Condo	3	2	2	\$518K	\$518K
19 March, 2017	5 Arkona Dr	Detached	4	3	6	\$899K	\$840K
	51, 71 Cass Ave	Townhouse	3	2	3	\$638K	\$634K
	188, 70 Cass Ave	Townhouse	3	2	6	\$619K	\$600K
20 March, 2017	18 Robintide Crt	Detached	4	3	6	\$989K	\$1,460K
	22 Dunmurray Blvd	Detached	4	3	4	\$978K	\$1,400K
21 March, 2017	37 Sunmount Rd	Detached	4	2	6	\$890K	\$1,005K
22 March, 2017	48 Dempster St	Detached	3	1	11	\$980K	\$1,108K
24 March, 2017	2225, 238 Bonis Ave	Condo	2	2	1	\$518K	\$530K
25 March, 2017	226, 3765 Sheppard Ave E	Townhouse	3	2	31	\$438K	\$438K
27 March, 2017	7 Inverary Cres	Detached	4	4	7	\$1,299K	\$1,405K

## Data

Month, Day, Year of Sold Date	Address1	Property Type	Bedrooms	Washrooms	Days on the Market	List Price	Sold Price
27 March, 2017	1112, 228 Bonis Ave	Condo	2	2	12	\$468K	\$524K
28 March, 2017	6 Malamute Cres	Detached	3	2	8	\$838K	\$1,023K
	1610, 185 Bonis Ave	Condo	1	1	12	\$349K	\$350K
30 March, 2017	2 Bridlewood Blvd	Detached	6	4	8	\$999K	\$1,423K
	1801, 168 Bonis Ave	Condo	2	2	8	\$569K	\$625K
3 April, 2017	607 Huntingwood Dr	Detached	4	4	8	\$1,088K	\$1,325K
4 April, 2017	60 Wicklow Dr	Detached	4	2	7	\$989K	\$1,250K
	81 Davisbrook Blvd	Detached	4	3	6	\$989K	\$1,600K
	83 Wishing Well Dr	Detached	3	2	6	\$779K	\$856K
	166, 160 Palmdale Dr	Townhouse	3	3	20	\$615K	\$610K
5 April, 2017	51 Malamute Cres	Detached	5	5	8	\$899K	\$1,172K
	810, 185 Bonis Ave	Condo	1	1	7	\$370K	\$375K
6 April, 2017	58, 2075 Warden Ave	Townhouse	3	2	6	\$628K	\$628K
	806, 40 Bay Mills Blvd	Condo	1	1	10	\$249K	\$281K
9 April, 2017	7 Wishing Well Dr, Toronto	Detached	4	2	11	\$800K	\$760K
10 April, 2017	17 Chestergrove Cres	Detached	3	3	4	\$975K	\$1,251K
	28 Commons Dr	Detached	3	2	5	\$999K	\$1,480K
	34 Ravencliff Cres	Detached	3	3	8	\$998K	\$1,400K
	38 Birchard St	Detached	3	2	6	\$949K	\$1,070K
11 April, 2017	17 Tamora Crt	Semi-Detached	3	2	6	\$729K	\$868K
	31 Marlbank Rd	Detached	3	2	7	\$800K	\$1,043K
13 April, 2017	201, 188 Bonis Ave	Townhouse	3	3	5	\$569K	\$538K
15 April, 2017	785 Huntingwood Dr	Detached	4	4	3	\$1,158K	\$1,530K
16 April, 2017	20 Sunmount Rd	Detached	3	2	12	\$800K	\$850K
18 April, 2017	14 Wishing Well Dr	Detached	3	1	2	\$740K	\$750K
19 April, 2017	22 Walgreen Crt	Detached	3	2	6	\$750K	\$780K
21 April, 2017	57 Marblemount Cres	Detached	4	4	0	\$1,088K	\$1,390K
	522, 188 Bonis Ave	Townhouse	3	3	8	\$499K	\$558K

## Data

Month, Day, Year of Sold Date	Address1	Property Type	Bedrooms	Washrooms	Days on the Market	List Price	Sold Price
25 April, 2017	24 Moraine Hill Dr	Detached	3	1	6	\$750K	\$811K
	1817, 138 Bonis Ave	Condo	2	2	11	\$570K	\$590K
26 April, 2017	1806, 185 Bonis Ave	Condo	2	2	15	\$500K	\$500K
28 April, 2017	32 Meadowacres Dr	Detached	3	2	9	\$981K	\$1,200K
	1211, 185 Bonis Ave	Condo	2	2	2	\$428K	\$428K
1 May, 2017	47 Farmcrest Dr	Detached	3	2	7	\$850K	\$860K
	61 Sunmount Rd	Detached	3	2	7	\$759K	\$902K
	Ph 17, 238 Bonis Ave	Condo	3	2	5	\$500K	\$575K
2 May, 2017	10 Castleford Dr	Detached	4	5	13	\$1,088K	\$1,156K
	12 Redcastle Cres	Detached	5	2	8	\$988K	\$1,080K
	20 Robintide Crt	Detached	5	4	7	\$989K	\$1,325K
3 May, 2017	301, 185 Bonis Ave	Condo	1	1	14	\$298K	\$303K
	2016, 238 Bonis Ave	Condo	2	2	7	\$368K	\$457K
	2119, 238 Bonis Ave	Condo	2	2	8	\$480K	\$440K
4 May, 2017	2120, 238 Bonis Ave	Condo	2	2	3	\$380K	\$409K
6 May, 2017	260 Palmdale Dr	Townhouse	4	4	2	\$599K	\$632K
8 May, 2017	1 Holford Cres	Detached	3	2	7	\$750K	\$1,010K
	36 Tourmaline Dr	Semi-Detached	3	2	7	\$650K	\$712K
9 May, 2017	21 Holford Cres	Detached	3	2	7	\$758K	\$890K
	95 Palmdale Dr	Townhouse	4	3	7	\$590K	\$628K
	508, 185 Bonis Ave	Condo	1	2	13	\$398K	\$427K
	1207, 168 Bonis Ave	Condo	2	2	11	\$599K	\$658K
11 May, 2017	10 Ashglen Crt	Detached	4	4	7	\$1,350K	\$1,268K
13 May, 2017	26, 71 Cass Ave	Townhouse	3	2	19	\$600K	\$630K
15 May, 2017	226 Cass Ave	Detached	3	3	11	\$699K	\$970K
	2617, 238 Bonis Ave	Condo	3	2	6	\$500K	\$512K
17 May, 2017	4 Lynn Gate Cres	Detached	3	2	23	\$899K	\$800K
18 May, 2017	501 Huntingwood Dr	Detached	4	2	10	\$899K	\$1,000K

## Data

Month, Day, Year of Sold Date	Address1	Property Type	Bedrooms	Washrooms	Days on the Market	List Price	Sold Price
28 May, 2017	66 Beacham Cres	Detached	4	2	11	\$749K	\$872K
	170, 160 Palmdale Dr	Townhouse	3	2	11	\$598K	\$552K
30 May, 2017	24 Vradenberg Dr	Detached	2	2	5	\$700K	\$701K
5 June, 2017	41 Murmouth Rd	Detached	3	1	21	\$725K	\$720K
9 June, 2017	10 Kellen St	Detached	4	3	10	\$998K	\$1,050K
	25 Horizon Cres	Detached	3	2	17	\$950K	\$900K
10 June, 2017	1731 Pharmacy Ave	Detached	3	2	16	\$910K	\$872K
12 June, 2017	57 Araman Dr	Detached	3	2	5	\$650K	\$750K
	1203, 185 Bonis Ave	Condo	1	1	25	\$360K	\$355K
	1508, 185 Bonis Ave	Condo	1	2	3	\$386K	\$427K
15 June, 2017	110, 70 Cass Ave	Townhouse	2	2	14	\$529K	\$490K
	1904, 185 Bonis Ave	Condo	2	2	59	\$415K	\$412K
	U 211, 3765 Sheppard Ave E	Townhouse	3	2	45	\$437K	\$425K
17 June, 2017	1612, 185 Bonis Ave	Condo	1	1	42	\$360K	\$350K
18 June, 2017	38 Arkona Dr	Detached	4	4	4	\$999K	\$1,120K
	717, 138 Bonis Ave	Condo	2	2	6	\$550K	\$565K
20 June, 2017	25, 2359 Birchmount Rd	Townhouse	3	2	26	\$659K	\$650K
22 June, 2017	308, 185 Bonis Ave	Condo	1	2	15	\$394K	\$397K
23 June, 2017	19 Inverary Cres	Detached	4	3	14	\$1,088K	\$1,048K
27 June, 2017	135 Palmdale Dr	Townhouse	3	3	12	\$570K	\$590K
28 June, 2017	102 Araman Dr	Detached	3	2	9	\$649K	\$640K
29 June, 2017	54 Lowcrest Blvd	Detached	3	2	7	\$700K	\$688K
3 July, 2017	1117, 238 Bonis Ave	Condo	3	2	32	\$499K	\$485K
5 July, 2017	7 Wishing Well Dr	Detached	4	2	9	\$760K	\$600K
7 July, 2017	1704, 185 Bonis Ave	Condo	2	2	10	\$399K	\$408K
13 July, 2017	35 Shrewsbury Sq	Detached	4	2	14	\$700K	\$750K
	226, 160 Palmdale Dr	Townhouse	3	2	7	\$529K	\$529K
17 July, 2017	806, 228 Bonis Ave	Condo	2	2	3	\$438K	\$443K

## Data

Month, Day, Year of Sold Date	Address1	Property Type	Bedrooms	Washrooms	Days on the Market	List Price	Sold Price
19 July, 2017	11 Neddie Dr	Detached	3	1	28	\$780K	\$775K
20 July, 2017	6 Walgreen Crt	Detached	3	3	38	\$918K	\$860K
	21, 2550 Birchmount Rd	Townhouse	3	2	24	\$570K	\$550K
21 July, 2017	49 Acara Crt	Detached	4	4	21	\$1,350K	\$1,230K
	77 Wishing Well Dr	Detached	3	3	43	\$780K	\$781K
22 July, 2017	105, 70 Cass Ave	Townhouse	3	2	5	\$499K	\$518K
23 July, 2017	1210, 185 Bonis Ave	Condo	1	1	43	\$370K	\$359K
25 July, 2017	23 Nortonville Dr	Detached	4	3	20	\$999K	\$960K
	301, 188 Bonis Ave	Townhouse	3	3	36	\$485K	\$470K
28 July, 2017	1719, 138 Bonis Ave	Condo	3	3	50	\$928K	\$843K
2 August, 2017	41 Earlton Rd	Detached	3	2	29	\$799K	\$760K
	61 Lowcrest Blvd	Detached	3	2	54	\$888K	\$860K
4 August, 2017	2201, 228 Bonis Ave	Condo	2	2	24	\$546K	\$518K
7 August, 2017	1109, 270 Palmdale Dr	Condo	2	1	17	\$300K	\$293K
9 August, 2017	613, 168 Bonis Ave	Condo	2	2	14	\$459K	\$501K
10 August, 2017	38 Marlbank Rd	Detached	3	2	6	\$729K	\$860K
12 August, 2017	100 Nortonville Dr	Semi-Detached	4	3	9	\$849K	\$845K
14 August, 2017	4 Bridlewood Blvd	Detached	4	3	60	\$1,229K	\$1,185K
	2522, 238 Bonis Ave	Condo	3	2	12	\$520K	\$507K
15 August, 2017	2606, 228 Bonis Ave	Condo	2	2	5	\$489K	\$485K
16 August, 2017	904, 185 Bonis Ave	Condo	2	2	16	\$420K	\$418K
20 August, 2017	59 Araman Dr	Detached	3	2	11	\$899K	\$858K
23 August, 2017	1723, 238 Bonis Ave	Condo	1	1	6	\$338K	\$333K
27 August, 2017	99 Lowcrest Blvd	Detached	3	2	32	\$889K	\$870K
28 August, 2017	27 Dempster St	Detached	3	3	4	\$939K	\$885K
4 September, 2017	4 Seabury Gate	Detached	3	2	19	\$850K	\$838K
7 September, 2017	35 Marlbank Rd	Detached	3	2	17	\$859K	\$818K
16 September, 2017	9 Lowcrest Blvd	Detached	3	4	16	\$849K	\$820K



## Data

Month, Day, Year of Sold Date	Address1	Property Type	Bedrooms	Washrooms	Days on the Market	List Price	Sold Price
18 September, 2017	42 Groomspport Cres	Detached	4	3	6	\$975K	\$950K
	55 Malamute Cres	Detached	3	1	4	\$750K	\$801K
	805, 188 Bonis Ave	Townhouse	3	3	46	\$489K	\$532K
20 September, 2017	410, 185 Bonis Ave	Condo	1	1	15	\$363K	\$357K
21 September, 2017	26 Dempster St	Detached	3	2	46	\$889K	\$800K
	197, 70 Cass Ave	Townhouse	3	2	16	\$565K	\$530K
	1009, 185 Bonis Ave	Condo	1	1	2	\$359K	\$359K
22 September, 2017	57 Farmcrest Dr	Detached	3	2	32	\$989K	\$950K
	114 Cass Ave	Detached	3	2	18	\$835K	\$790K
	141 Wishing Well Dr	Detached	3	3	2	\$750K	\$748K
25 September, 2017	17 Forestbrook Cres	Detached	4	3	6	\$880K	\$941K
	617, 138 Bonis Ave	Condo	2	2	101	\$540K	\$535K
26 September, 2017	60 Nortonville Dr	Semi-Detached	3	4	53	\$870K	\$830K
27 September, 2017	3 Evansway St	Detached	4	2	4	\$999K	\$951K
	50 Araman Dr	Detached	3	2	79	\$840K	\$725K
29 September, 2017	1701, 168 Bonis Ave	Condo	2	2	23	\$560K	\$553K
1 October, 2017	53 Heaslip Terr	Semi-Detached	3	2	5	\$639K	\$724K
3 October, 2017	605, 188 Bonis Dr	Townhouse	2	2	4	\$398K	\$395K
6 October, 2017	306, 185 Bonis Ave	Condo	2	2	18	\$440K	\$433K
15 October, 2017	59 Charlemont Cres	Detached	3	2	4	\$850K	\$861K
16 October, 2017	30, 2075 Warden Ave	Townhouse	3	2	4	\$518K	\$505K
	69 Sunmount Rd	Detached	3	3	25	\$878K	\$856K
	150, 70 Cass Ave	Townhouse	3	2	11	\$439K	\$438K
	1911, 185 Bonis Ave	Condo	2	2	69	\$525K	\$515K
17 October, 2017	91 Palmdale Dr	Townhouse	4	3	34	\$640K	\$610K
	1501, 185 Bonis Ave	Condo	1	1	7	\$360K	\$355K
18 October, 2017	37, 75 Palmdale Dr	Townhouse	4	3	7	\$538K	\$632K
19 October, 2017	163 Allanford Rd	Detached	3	1	28	\$750K	\$738K

## Data

Month, Day, Year of Sold Date	Address1	Property Type	Bedrooms	Washrooms	Days on the Market	List Price	Sold Price
19 October, 2017	317, 188 Bonis Ave	Townhouse	2	2	9	\$397K	\$392K
	820, 188 Bonis Ave	Townhouse	3	3	8	\$539K	\$523K
20 October, 2017	14 Walgreen Crt	Detached	3	2	44	\$899K	\$810K
22 October, 2017	29 Tamora Crt	Semi-Detached	3	2	12	\$748K	\$720K
	1412, 185 Bonis Ave	Condo	1	1	18	\$339K	\$335K
23 October, 2017	11 Heatherington Dr	Detached	4	2	6	\$699K	\$830K
24 October, 2017	33 Earlton Rd	Detached	3	2	6	\$750K	\$740K
	202, 3765 Sheppard Ave E	Townhouse	3	2	53	\$400K	\$365K
1 November, 2017	20 Malamute Cres	Detached	4	3	11	\$890K	\$875K
3 November, 2017	6 Richbourne Crt	Detached	4	2	7	\$789K	\$852K
	11 Charlemont Cres	Detached	3	2	17	\$789K	\$790K
	624, 188 Bonis Ave	Townhouse	3	3	3	\$498K	\$495K
	642 Huntingwood Dr	Detached	4	3	21	\$900K	\$900K
6 November, 2017	38 Moraine Hill Dr	Detached	3	2	40	\$689K	\$680K
8 November, 2017	33 Kilchurn Castle Dr	Detached	4	4	30	\$1,388K	\$1,200K
10 November, 2017	34 Sunmount Rd	Detached	3	2	14	\$699K	\$700K
	1413, 185 Bonis Ave	Condo	2	2	11	\$395K	\$390K
12 November, 2017	103, 188 Bonis Ave	Townhouse	3	3	38	\$539K	\$532K
13 November, 2017	11, 671 Huntingwood Dr	Townhouse	3	2	2	\$588K	\$590K
14 November, 2017	8, 2075 Warden Ave	Townhouse	3	2	7	\$449K	\$521K
	39 Redcastle Cres	Detached	4	2	7	\$829K	\$945K
16 November, 2017	148 Cass Ave	Detached	3	2	14	\$800K	\$770K
18 November, 2017	219, 188 Bonis Ave	Townhouse	3	3	18	\$489K	\$500K
19 November, 2017	41 Scarden Ave	Detached	3	2	5	\$900K	\$950K
23 November, 2017	230, 160 Palmdale Dr	Townhouse	3	2	9	\$568K	\$550K
24 November, 2017	1101, 185 Bonis Ave	Condo	1	1	2	\$370K	\$365K
	Th 618, 188 Bonis Ave	Townhouse	3	3	45	\$556K	\$520K
27 November, 2017	232, 3765 Sheppard Ave E	Townhouse	3	2	40	\$380K	\$385K

## Data

Month, Day, Year of Sold Date	Address1	Property Type	Bedrooms	Washrooms	Days on the Market	List Price	Sold Price
28 November, 2017	4 Forestbrook Cres	Detached	4	2	8	\$889K	\$927K
2 December, 2017	1104, 185 Bonis Ave. Ave	Condo	2	2	45	\$419K	\$406K
5 December, 2017	65 Wishing Well Dr	Detached	3	1	5	\$600K	\$649K
6 December, 2017	212 Cass Ave	Detached	3	3	5	\$868K	\$832K
12 December, 2017	64, 71 Cass Ave	Townhouse	3	1	12	\$510K	\$502K
	#168, 160 Palmdale Dr	Townhouse	3	2	13	\$588K	\$568K
14 December, 2017	29, 2550 Birchmount Rd	Townhouse	3	2	13	\$525K	\$510K
15 December, 2017	5 Palmdale Dr	Townhouse	3	2	21	\$500K	\$500K
18 December, 2017	906, 185 Bonis Ave	Condo	2	2	42	\$443K	\$440K
27 December, 2017	9, 2550 Birchmount Rd	Townhouse	3	2	69	\$495K	\$480K
7 January, 2018	74, 150 Palmdale Dr	Townhouse	3	2	51	\$530K	\$515K
16 January, 2018	65 Palmdale Dr	Townhouse	3	2	24	\$619K	\$592K
	83 Shrewsbury Sq	Detached	2	2	7	\$710K	\$694K
6 February, 2018	17, 2550 Birchmount Rd	Townhouse	3	2	36	\$550K	\$530K
10 February, 2018	75 Aragon Ave	Detached	3	2	16	\$1,100K	\$1,030K
11 February, 2018	4 Castledene Cres	Detached	4	2	7	\$998K	\$970K
13 February, 2018	809, 185 Bonis Ave	Condo	1	1	8	\$369K	\$378K
15 February, 2018	2017, 238 Bonis Ave	Condo	3	2	104	\$511K	\$490K
17 February, 2018	1515, 168 Bonis (Sale) Ave	Condo	2	2	37	\$598K	\$556K
20 February, 2018	523, 188 Bonis Ave	Townhouse	2	2	14	\$435K	\$428K
28 February, 2018	42 Queenscourt Dr	Detached	4	3	16	\$900K	\$950K
	501, 185 Bonis Ave	Condo	1	1	15	\$359K	\$355K
6 March, 2018	1213, 185 Bonis Ave	Condo	2	2	15	\$464K	\$459K
8 March, 2018	2 Minnowburn St	Detached	4	2	3	\$899K	\$873K
13 March, 2018	224, 160 Palmdale Dr	Townhouse	3	2	20	\$618K	\$591K
18 March, 2018	3, 1 Davisbrook Blvd	Townhouse	3	3	61	\$600K	\$578K
	1822, 238 Bonis Ave	Condo	2	2	16	\$488K	\$482K
19 March, 2018	1602, 185 Bonis Ave	Condo	1	2	108	\$400K	\$400K

Data

Month, Day, Year of Sold Date	Address1	Property Type	Bedrooms	Washrooms	Days on the Market	List Price	Sold Price
22 March, 2018	1006, 185 Bonis Ave	Condo	2	2	20	\$470K	\$445K
26 March, 2018	70 Sunmount Rd	Detached	3	2	4	\$840K	\$800K
	2718, 238 Bonis Ave	Condo	3	2	24	\$500K	\$488K
28 March, 2018	102, 150 Palmdale Dr	Townhouse	3	2	109	\$550K	\$530K
31 March, 2018	58 Groomsport Cres	Detached	4	4	4	\$999K	\$1,120K