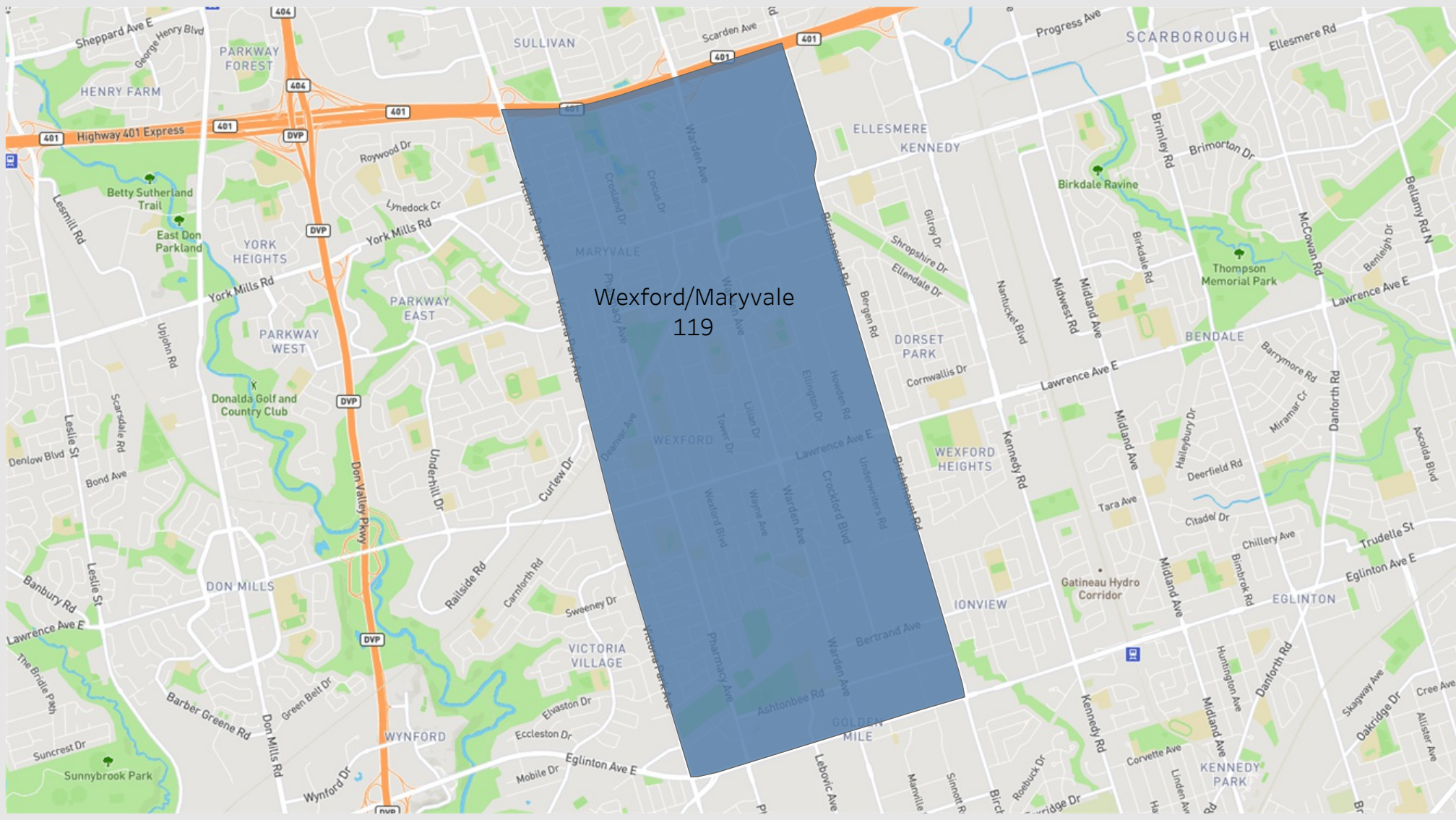


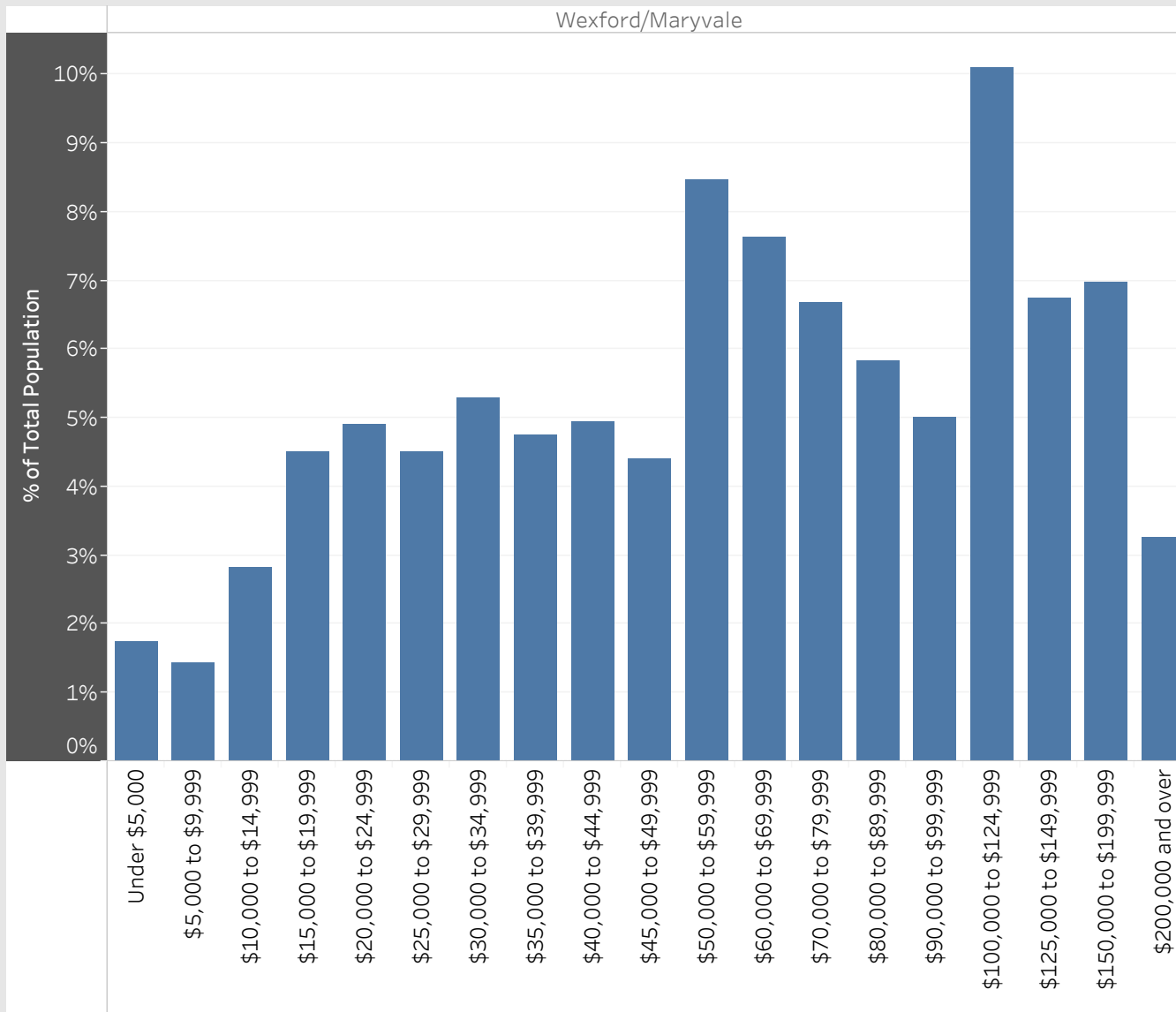
Wexford/Maryvale
Neighbourhood Breakdown
July 1st, 2015 - March 31st, 2018

Wexford/Maryvale
119

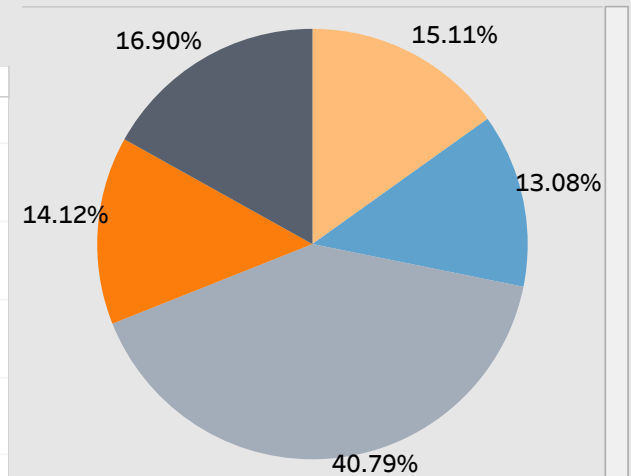


2016 StatsCan Data

Household Income in Wexford/Maryvale



Age



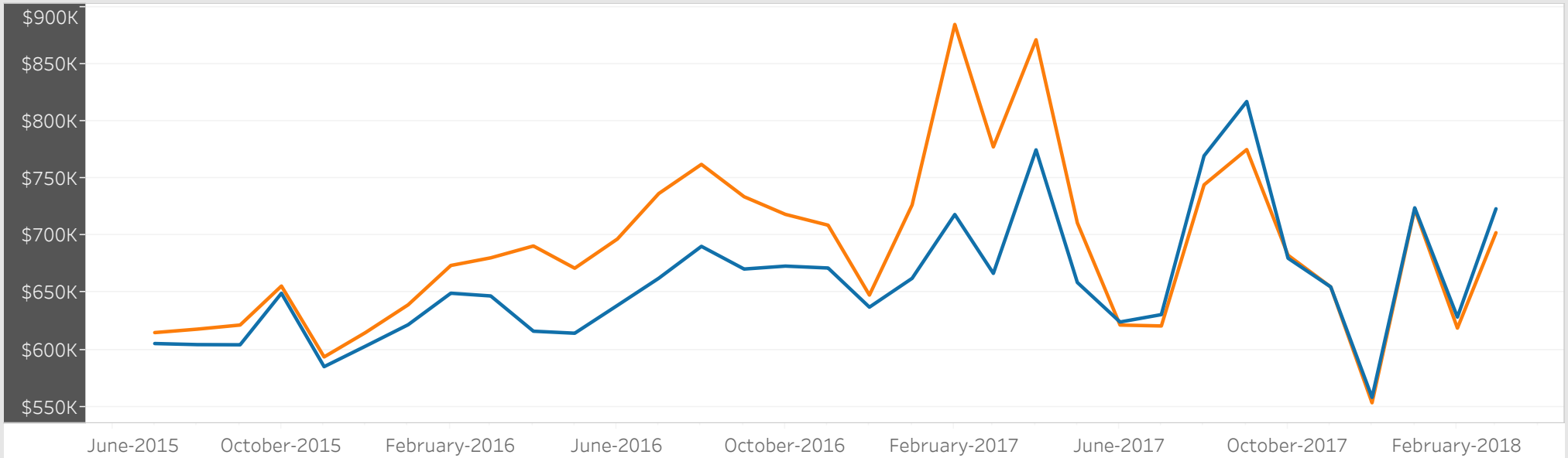
- Children (0-14 years)
- Youth (15-24 years)
- Working Age (25-54 years)
- Pre-retirement (55-64 years)
- Seniors (65+ years)

Visible Minorities

Not a visible minority	44.53%
South Asian	15.22%
Filipino	12.36%
Black	7.46%
Chinese	6.93%
Arab	4.30%
Latin American	2.18%
West Asian	1.94%
Multiple visible minorities	1.92%
Visible minority; n.i.e.	1.43%
Southeast Asian	0.78%
Korean	0.69%
Japanese	0.25%

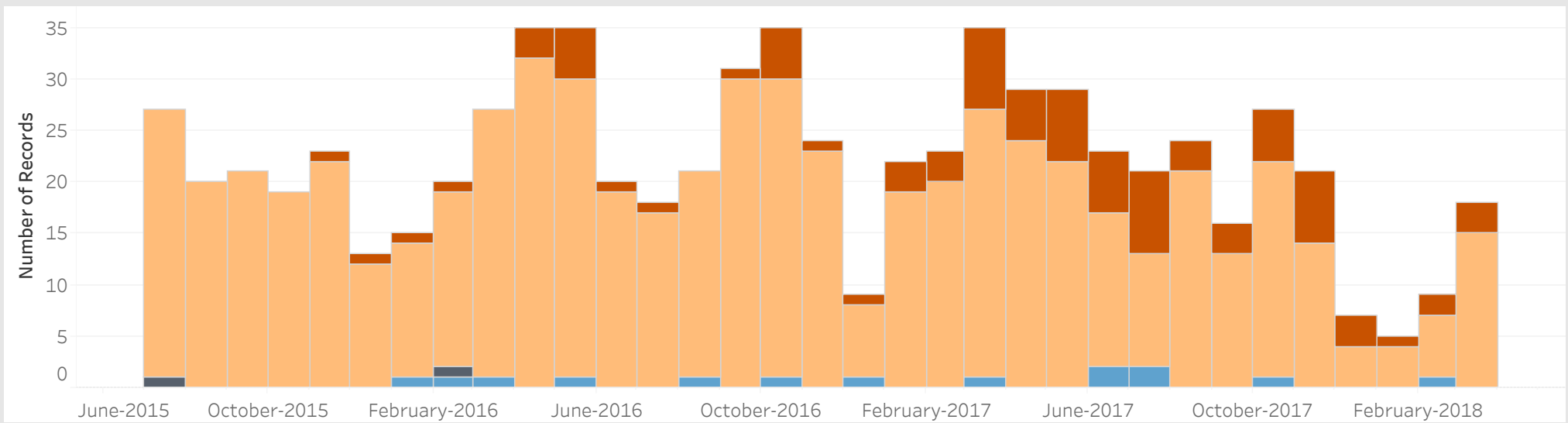
Average Sold Price vs. Average Ask Price in Wexford/Maryvale

■ Avg. List Price ■ Avg. Sold Price



Properties Sold in Wexford/Maryvale by Month

■ Condo ■ Detached ■ Semi-Detached ■ Townhouse



Data

Month, Day, Year of Sold Date	Address1	Property Type	Bedrooms	Washrooms	Days on the Market	List Price	Sold Price
3 July, 2015	1158 Pharmacy Ave, Toronto	Detached	3	2	9	\$499K	\$542K
6 July, 2015	48 Brian Ave, Toronto	Detached	3	3	4	\$600K	\$590K
	168A Crocus Dr, Toronto	Semi-Detached	3	3	78	\$540K	\$538K
8 July, 2015	246 Ellington Dr, Toronto	Detached	3	2	10	\$600K	\$633K
9 July, 2015	100 Tower Dr, Toronto	Detached	3	2	3	\$499K	\$490K
10 July, 2015	37 Bayard Ave, Toronto	Detached	3	2	3	\$580K	\$610K
11 July, 2015	29 Sylla Ave, Toronto	Detached	3	2	9	\$599K	\$670K
	131 Marchington Circ, Toronto	Detached	3	2	6	\$549K	\$590K
12 July, 2015	19 Joanna Dr, Toronto	Detached	3	1	6	\$655K	\$646K
	183 Ellington Dr, Toronto	Detached	3	2	24	\$628K	\$613K
13 July, 2015	111 Elinor Ave, Toronto	Detached	3	1	4	\$650K	\$635K
14 July, 2015	4 Delfield Rd, Toronto	Detached	3	2	8	\$600K	\$630K
15 July, 2015	39 Inniswood Dr, Toronto	Detached	2	2	7	\$549K	\$585K
18 July, 2015	38 Cavehill Cres, Toronto	Detached	4	3	17	\$688K	\$678K
19 July, 2015	2 Inniswood Dr, Toronto	Detached	3	2	3	\$550K	\$627K
	7 Compton Dr, Toronto	Detached	3	2	13	\$629K	\$634K
21 July, 2015	84 Surrey Ave, Toronto	Detached	3	3	8	\$579K	\$585K
	102 Ellington Dr, Toronto	Detached	3	2	15	\$599K	\$593K
22 July, 2015	1556 Warden Ave, Toronto	Detached	3	2	30	\$699K	\$685K
24 July, 2015	53 Vernon Rd, Toronto	Detached	3	2	12	\$665K	\$647K
26 July, 2015	65 Inniswood Dr, Toronto	Detached	3	2	6	\$650K	\$633K
27 July, 2015	15 Carthage Ave, Toronto	Detached	3	2	41	\$700K	\$693K
28 July, 2015	34 Terraview Blvd, Toronto	Detached	3	2	8	\$599K	\$630K
	188 Crocus Dr, Toronto	Detached	3	2	6	\$649K	\$701K
29 July, 2015	54 Shandara Cres, Toronto	Detached	3	2	18	\$595K	\$593K
30 July, 2015	121 Ellington Dr, Toronto	Detached	3	2	83	\$608K	\$570K
31 July, 2015	19 White Abbey Park, Toronto	Detached	2	2	5	\$588K	\$564K
8 August, 2015	110 Marble Arch Cres, Toronto	Detached	2	2	3	\$545K	\$558K

Data

Month, Day, Year of Sold Date	Address1	Property Type	Bedrooms	Washrooms	Days on the Market	List Price	Sold Price
10 August, 2015	183 Ellesmere Rd, Toronto	Detached	4	4	7	\$879K	\$952K
11 August, 2015	14 Chrysler Cres, Toronto	Detached	3	2	5	\$600K	\$641K
	63 Joanna Dr, Toronto	Detached	3	2	5	\$600K	\$600K
	2189 Victoria Park Ave, Toronto	Detached	3	2	55	\$575K	\$610K
12 August, 2015	15 Wisteria Rd, Toronto	Detached	3	2	7	\$649K	\$626K
	31 Hexham Dr, Toronto	Detached	3	1	24	\$575K	\$555K
13 August, 2015	1126 Warden Ave, Toronto	Detached	3	3	22	\$635K	\$610K
16 August, 2015	85 Lilian Dr, Toronto	Detached	3	3	42	\$649K	\$624K
17 August, 2015	32 Ivorwood Cres, Toronto	Detached	3	2	6	\$500K	\$551K
	50 Tower Dr, Toronto	Detached	3	2	13	\$540K	\$540K
18 August, 2015	83 Greylawn Cres, Toronto	Detached	3	2	8	\$599K	\$606K
19 August, 2015	47 Frey Cres, Toronto	Detached	2	2	14	\$630K	\$655K
	63 Greylawn Cres, Toronto	Detached	3	1	9	\$620K	\$610K
24 August, 2015	39 Twin Pauls Cres, Toronto	Detached	3	2	29	\$565K	\$540K
25 August, 2015	1249 Warden Ave, Toronto	Detached	3	1	21	\$551K	\$542K
26 August, 2015	10 Kilpatrick Pl, Toronto	Detached	3	2	9	\$549K	\$591K
	1513 Pharmacy Ave, Toronto	Detached	3	2	23	\$639K	\$639K
29 August, 2015	60 Deanvar Ave, Toronto	Detached	3	2	16	\$600K	\$670K
31 August, 2015	25 Courton Dr, Toronto	Detached	3	2	6	\$590K	\$640K
3 September, 2015	129 Marchington Circ, Toronto	Detached	3	2	20	\$589K	\$575K
8 September, 2015	16 Compton Dr, Toronto	Detached	3	2	28	\$579K	\$560K
	169 Ellesmere Rd, Toronto	Detached	3	2	21	\$599K	\$585K
10 September, 2015	44 Wye Valley Rd, Toronto	Detached	3	2	10	\$700K	\$683K
12 September, 2015	10 Tulip Dr, Toronto	Detached	3	1	10	\$499K	\$595K
13 September, 2015	18 Timgren Dr, Toronto	Detached	3	2	6	\$579K	\$568K
14 September, 2015	35 Innismore Cres, Toronto	Detached	3	3	7	\$550K	\$591K
16 September, 2015	5 Burnley Ave, Toronto	Detached	3	2	7	\$550K	\$588K
17 September, 2015	1 Galsworthy Ave, Toronto	Detached	3	2	10	\$600K	\$712K

Data

Month, Day, Year of Sold Date	Address1	Property Type	Bedrooms	Washrooms	Days on the Market	List Price	Sold Price
21 September, 2015	18 Frey Cres, Toronto	Detached	2	2	14	\$630K	\$620K
22 September, 2015	4 Barnsley Crt, Toronto	Detached	2	2	9	\$600K	\$630K
	38 Ainsdale Rd, Toronto	Detached	2	1	9	\$530K	\$505K
	39 Compton Dr, Toronto	Detached	3	1	8	\$500K	\$582K
23 September, 2015	10 Wexford Blvd, Toronto	Detached	3	2	1	\$950K	\$940K
25 September, 2015	24 Hancock Cres, Toronto	Detached	2	2	1	\$539K	\$570K
27 September, 2015	44A Sherwood Ave, Toronto	Detached	3	2	6	\$640K	\$668K
28 September, 2015	10 Archwood Cres, Toronto	Detached	3	2	4	\$650K	\$650K
	29 Tardree Pl, Toronto	Detached	2	2	54	\$600K	\$570K
29 September, 2015	37 Sylla Ave, Toronto	Detached	3	2	7	\$699K	\$725K
30 September, 2015	17 Bayard Ave, Toronto	Detached	3	2	5	\$580K	\$576K
	26 Archwood Cres, Toronto	Detached	3	1	8	\$529K	\$561K
1 October, 2015	8 Ghent Crt, Toronto	Detached	3	2	14	\$699K	\$695K
	1347 Warden Ave, Toronto	Detached	3	3	52	\$599K	\$582K
4 October, 2015	19 Inniswood Dr, Toronto	Detached	3	1	14	\$560K	\$551K
6 October, 2015	4 Joy Dr, Toronto	Detached	3	2	7	\$600K	\$640K
7 October, 2015	22 Moray Pl, Toronto	Detached	2	1	7	\$500K	\$560K
	47 Greylawn Cres, Toronto	Detached	5	2	6	\$699K	\$670K
13 October, 2015	58 Manhattan Dr, Toronto	Detached	4	3	22	\$889K	\$858K
14 October, 2015	3 Honey Dr, Toronto	Detached	3	4	79	\$639K	\$586K
15 October, 2015	6 Ghent Crt, Toronto	Detached	7	3	9	\$660K	\$795K
16 October, 2015	21 Hexham Dr, Toronto	Detached	3	2	8	\$599K	\$600K
18 October, 2015	1245 Pharmacy Ave, Toronto	Detached	3	4	11	\$500K	\$538K
19 October, 2015	63 Shandon Dr, Toronto	Detached	3	2	28	\$650K	\$620K
22 October, 2015	1314 Warden Ave, Toronto	Detached	6	3	10	\$770K	\$768K
23 October, 2015	22 Wisteria Rd, Toronto	Detached	3	2	23	\$630K	\$610K
25 October, 2015	83 Pachino Blvd, Toronto	Detached	3	2	5	\$650K	\$710K
26 October, 2015	29 Elinor Ave, Toronto	Detached	3	2	41	\$690K	\$660K

Data

Month, Day, Year of Sold Date	Address1	Property Type	Bedrooms	Washrooms	Days on the Market	List Price	Sold Price
27 October, 2015	41 Greylawn Cres, Toronto	Detached	3	3	8	\$718K	\$700K
28 October, 2015	8 Gooderham Dr, Toronto	Detached	3	2	7	\$650K	\$693K
	93 Crosland Dr, Toronto	Detached	3	2	19	\$638K	\$623K
2 November, 2015	71 Droxford Ave, Toronto	Detached	3	2	6	\$600K	\$651K
8 November, 2015	20 Elm Bank Rd, Toronto	Detached	3	2	9	\$669K	\$655K
9 November, 2015	18 Frey Cres, Toronto	Detached	2	2	5	\$630K	\$610K
11 November, 2015	16 Belmore Ave, Toronto	Detached	3	2	15	\$590K	\$582K
	603, 1101 Pharmacy Ave, Toronto	Condo	2	2	46	\$250K	\$243K
12 November, 2015	1121 Warden Ave, Toronto	Detached	2	2	22	\$529K	\$527K
15 November, 2015	24 Singleton Rd, Toronto	Detached	3	2	11	\$499K	\$525K
	46 Frey Cres, Toronto	Detached	3	2	45	\$619K	\$587K
16 November, 2015	22 Terraview Blvd, Toronto	Detached	3	2	13	\$590K	\$616K
18 November, 2015	9 Arncliffe Cres, Toronto	Detached	3	2	9	\$560K	\$575K
	35 Lynvalley Cres, Toronto	Detached	2	3	43	\$550K	\$510K
20 November, 2015	34 Shandara Cres, Toronto	Detached	3	2	22	\$622K	\$623K
21 November, 2015	10 Compton Dr, Toronto	Detached	3	2	15	\$589K	\$575K
	22 Tardree Pl, Toronto	Detached	4	2	9	\$650K	\$751K
22 November, 2015	44 Princeway Dr, Toronto	Detached	3	2	6	\$660K	\$652K
	60 Christina Cres, Toronto	Detached	3	2	7	\$650K	\$663K
	257 Tower Dr, Toronto	Detached	3	2	6	\$540K	\$626K
23 November, 2015	1014 Pharmacy Ave, Toronto	Detached	3	2	13	\$629K	\$625K
	1601 Pharmacy Ave, Toronto	Detached	3	2	12	\$598K	\$600K
24 November, 2015	1268 Warden Ave, Toronto	Detached	3	2	6	\$595K	\$584K
25 November, 2015	19 Rothwell Rd, Toronto	Detached	3	2	3	\$600K	\$652K
26 November, 2015	15 Frey Cres, Toronto	Detached	2	2	31	\$585K	\$575K
30 November, 2015	22 Wayne Ave, Toronto	Detached	3	2	39	\$655K	\$648K
5 December, 2015	3 Carthage Ave, Toronto	Detached	3	2	3	\$640K	\$640K
	1087 Warden Ave, Toronto	Detached	3	2	13	\$609K	\$575K

Data

Month, Day, Year of Sold Date	Address1	Property Type	Bedrooms	Washrooms	Days on the Market	List Price	Sold Price
7 December, 2015	16 Tardree Pl, Toronto	Detached	3	2	5	\$630K	\$698K
8 December, 2015	1002 Warden Ave, Toronto	Detached	3	1	4	\$540K	\$560K
10 December, 2015	14 Hexham Dr, Toronto	Detached	3	2	24	\$639K	\$630K
	80 Ellington Dr, Toronto	Detached	4	5	71	\$929K	\$890K
	242 Ellington Dr, Toronto	Detached	2	2	8	\$600K	\$605K
13 December, 2015	16 Noreen Dr, Toronto	Detached	2	1	6	\$480K	\$561K
14 December, 2015	2 Alissa Pl, Toronto	Detached	3	2	6	\$629K	\$610K
16 December, 2015	52 Shangarry Dr, Toronto	Detached	3	2	5	\$500K	\$555K
	90 Elinor Ave, Toronto	Detached	3	3	13	\$725K	\$716K
18 December, 2015	19 Marble Arch Cres, Toronto	Detached	2	1	11	\$500K	\$535K
23 December, 2015	1702, 1328 Birchmount Rd, Toronto	Condo	2	2	12	\$420K	\$420K
3 January, 2016	8 Roselm Rd, Toronto	Detached	3	2	35	\$639K	\$638K
11 January, 2016	18 Orlando Blvd, Toronto	Detached	3	2	5	\$575K	\$660K
12 January, 2016	37 Princeway Dr, Toronto	Detached	3	3	9	\$639K	\$608K
14 January, 2016	63 Crosland Dr, Toronto	Detached	3	2	4	\$559K	\$643K
17 January, 2016	1070 Warden Ave, Toronto	Detached	3	2		\$615K	\$588K
18 January, 2016	32 Willowfield Mews, Toronto	Townhouse	3	4	7	\$675K	\$702K
19 January, 2016	304, 1101 Pharmacy Ave, Toronto	Condo	2	2	36	\$210K	\$207K
21 January, 2016	26 Ivanhoe Crt	Detached	3	2	6	\$675K	\$713K
24 January, 2016	6 Archwood Cres	Detached	3	2	15	\$620K	\$613K
25 January, 2016	33 Lilian Dr	Detached	3	2	2	\$643K	\$632K
	133 Budea Cres	Detached	3	2	10	\$528K	\$666K
27 January, 2016	101 Wayne Ave	Detached	4	4	47	\$1,150K	\$1,060K
	1265 Pharmacy Ave	Detached	3	3	76	\$600K	\$585K
29 January, 2016	28 Ivorwood Cres	Detached	3	3	9	\$630K	\$640K
31 January, 2016	163 Tower Dr	Detached	3	2	4	\$570K	\$635K
1 February, 2016	1 Pollard Dr	Detached	3	3	85	\$800K	\$778K
3 February, 2016	109 Budea Cres	Detached	3	2	7	\$649K	\$735K

Data

Month, Day, Year of Sold Date	Address1	Property Type	Bedrooms	Washrooms	Days on the Market	List Price	Sold Price
4 February, 2016	15 Droxford Ave	Detached	4	2	9	\$690K	\$782K
6 February, 2016	31 Compton Dr	Detached	3	2	2	\$730K	\$705K
8 February, 2016	14 Ilfracombe Cres	Detached	3	3	73	\$740K	\$715K
	83 Crosland Dr	Detached	5	3	18	\$780K	\$766K
9 February, 2016	42 Deanvar Ave	Detached	3	3	38	\$730K	\$720K
	68 Ainsdale Rd	Detached	3	3	5	\$650K	\$650K
10 February, 2016	47 Twin Pauls Cres	Detached	2	2	8	\$450K	\$582K
12 February, 2016	122 Mike Myers Dr	Townhouse	4	4	8	\$589K	\$580K
	1240 Pharmacy Ave	Detached	3	2	7	\$549K	\$620K
14 February, 2016	14 Electro Rd	Detached	3	2	2	\$620K	\$620K
16 February, 2016	83 Droxford Ave	Detached	3	2	14	\$599K	\$600K
19 February, 2016	28 Clifford Crt	Detached	3	2	13	\$650K	\$712K
	1084 Pharmacy Ave	Detached	3	2	10	\$650K	\$708K
21 February, 2016	168A Crocus Dr	Semi-Detached	3	3	27	\$579K	\$579K
	254 Tower Dr	Detached	2	2	1	\$549K	\$550K
25 February, 2016	10 Wexford Blvd	Detached	3	2	6	\$1,188K	\$1,200K
	1907, 1328 Birchmount Rd	Condo	1	1	14	\$258K	\$253K
29 February, 2016	32 Tower Dr	Detached	3	2	6	\$540K	\$622K
1 March, 2016	16 Guild Hall Dr	Townhouse	2	2	1	\$335K	\$376K
2 March, 2016	15 Waringstown Dr	Detached	2	2	9	\$589K	\$633K
	52 Cavehill Cres	Detached	1	1	12	\$510K	\$612K
3 March, 2016	57 Lynvalley Cres	Detached	3	1	7	\$635K	\$625K
	67 Boem Ave	Detached	3	2	16	\$650K	\$649K
4 March, 2016	82 Shandon Dr	Detached	3	2	98	\$618K	\$630K
7 March, 2016	90 Dewey Dr	Detached	3	2	7	\$585K	\$685K
9 March, 2016	18 Kilpatrick Dr	Detached	3	1	7	\$590K	\$635K
	20 Carthage Ave	Detached	3	2	8	\$745K	\$730K
12 March, 2016	62 Boem Ave	Detached	4	3	138	\$860K	\$825K

Data

Month, Day, Year of Sold Date	Address1	Property Type	Bedrooms	Washrooms	Days on the Market	List Price	Sold Price
14 March, 2016	62 Surrey Ave	Detached	3	2	11	\$750K	\$740K
15 March, 2016	90 Lingarde Dr	Detached	3	2	5	\$580K	\$701K
16 March, 2016	47 Shandon Dr	Detached	3	2	20	\$745K	\$730K
17 March, 2016	22 Babcock Rd	Detached	3	2	8	\$680K	\$675K
	32 Ivorwood Cres	Detached	3	3	1	\$780K	\$780K
18 March, 2016	4 Deanvar Ave	Detached	2	1	2	\$525K	\$571K
20 March, 2016	36 Tardree Pl	Detached	2	2	6	\$499K	\$606K
22 March, 2016	79 Lilian Dr	Detached	3	2	7	\$599K	\$665K
23 March, 2016	32 Biscayne Blvd N	Detached	3	2	1	\$670K	\$685K
	80 Frey Cres	Detached	3	2	6	\$650K	\$655K
	1120 Warden Ave	Detached	3	4	7	\$589K	\$665K
24 March, 2016	24 Wayne Ave	Detached	3	3	8	\$770K	\$759K
	49 Lilian Dr	Detached	3	2	20	\$679K	\$665K
30 March, 2016	27 Lancefield Ave	Detached	3	2	8	\$600K	\$650K
	65 Christina Cres	Detached	2	3	8	\$689K	\$720K
31 March, 2016	37 Japonica Rd	Detached	3	2	2	\$750K	\$850K
	72 Gooderham Dr	Detached	3	2	15	\$800K	\$855K
1 April, 2016	20 Colony Rd	Detached	3	2	1	\$679K	\$660K
	80 Marble Arch Cres	Detached	2	2	12	\$550K	\$602K
4 April, 2016	61 Surrey Ave	Detached	3	2	27	\$640K	\$672K
	64 Marchington Circ	Detached	2	2	18	\$650K	\$675K
	100 Marble Arch Cres	Detached	2	2	5	\$499K	\$617K
5 April, 2016	16 Tedford Dr	Detached	3	2	7	\$650K	\$806K
	36 Christina Cres	Detached	3	2	6	\$649K	\$731K
	43 Robertsfield Cres	Detached	3	2	7	\$599K	\$705K
7 April, 2016	2 Shaneen Blvd	Detached	3	2	3	\$590K	\$675K
8 April, 2016	7 Gaylord Dr	Detached	3	2	8	\$529K	\$829K
	37 Lupin Dr	Detached	3	2	2	\$649K	\$733K

Data

Month, Day, Year of Sold Date	Address1	Property Type	Bedrooms	Washrooms	Days on the Market	List Price	Sold Price
8 April, 2016	55 Frey Cres	Detached	3	2	25	\$649K	\$720K
	63 Ivorwood Cres	Detached	2	2	17	\$658K	\$648K
9 April, 2016	48 Sherwood Ave	Detached	3	3	10	\$560K	\$651K
	76 Droxford Ave	Detached	3	2	10	\$649K	\$780K
11 April, 2016	26 Budea Cres S	Detached	3	2	1	\$625K	\$726K
	184 Tower Dr	Detached	3	2	10	\$700K	\$738K
12 April, 2016	14 Compton Dr	Detached	3	2	8	\$649K	\$743K
	19 Lancefield Ave	Detached	6	4	27	\$1,200K	\$1,050K
	58 Marchington Circ	Detached	3	3	1	\$599K	\$695K
14 April, 2016	15 Shandara Cres	Detached	3	2	6	\$525K	\$802K
	47 Biscayne Blvd	Detached	3	2	10	\$690K	\$680K
	62 Murray Glen Dr	Detached	3	2	8	\$599K	\$625K
	1709, 1328 Birchmount Rd	Condo	3	2	16	\$438K	\$430K
15 April, 2016	62 Deanvar Ave	Detached	3	2	3	\$750K	\$820K
20 April, 2016	26 Archwood Cres	Detached	3	2	6	\$679K	\$780K
	51 Hexham Dr	Detached	5	2	7	\$699K	\$703K
21 April, 2016	3 Rosemarie Dr	Detached	3	1	7	\$529K	\$640K
	86 Courton Dr	Detached	3	2	7	\$600K	\$701K
	2104, 1328 Birchmount Rd	Condo	1	1	36	\$252K	\$251K
22 April, 2016	707, 1328 Birchmount Rd	Condo	1	1	24	\$260K	\$257K
25 April, 2016	35 Rossford Rd	Detached	3	2	5	\$700K	\$881K
26 April, 2016	43 Cavehill Cres	Detached	4	2	6	\$669K	\$721K
27 April, 2016	9 Archwood Cres	Detached	3	2	7	\$630K	\$750K
30 April, 2016	156 Ellington Dr	Detached	3	2	2	\$575K	\$684K
2 May, 2016	45 Surrey Ave	Detached	3	3	4	\$650K	\$731K
	1182 Warden Ave	Detached	3	2	6	\$600K	\$661K
3 May, 2016	40 Compton Dr	Detached	3	2	7	\$599K	\$698K
4 May, 2016	12 Goldsmith Ave	Detached	3	2	6	\$700K	\$931K

Data

Month, Day, Year of Sold Date	Address1	Property Type	Bedrooms	Washrooms	Days on the Market	List Price	Sold Price
4 May, 2016	16 Dewey Dr	Detached	3	2	6	\$650K	\$721K
5 May, 2016	19, 2 White Abbey Park	Townhouse	2	3	2	\$345K	\$370K
	22 Alrita Cres	Detached	3	2	7	\$619K	\$728K
9 May, 2016	19 Christina Cres	Detached	3	2	6	\$699K	\$773K
	1238 Warden Ave	Detached	3	2	7	\$599K	\$663K
10 May, 2016	5 Twin Pauls Cres	Detached	3	1	10	\$539K	\$560K
	10 Moray Pl	Detached	4	5	55	\$999K	\$950K
11 May, 2016	159 Crocus Dr	Detached	4	5	39	\$879K	\$848K
	968 Pharmacy Ave	Detached	2	1	9	\$550K	\$535K
	Ph05, 1665 Victoria Park Ave	Condo	3	2	84	\$270K	\$265K
12 May, 2016	44 Howarth Ave	Detached	3	2	6	\$760K	\$861K
	66 Shangarry Dr	Detached	3	2	1	\$739K	\$847K
13 May, 2016	24 Vernon Rd	Detached	3	2	4	\$690K	\$750K
16 May, 2016	9 Colony Rd	Detached	3	2	12	\$628K	\$660K
17 May, 2016	74 Dewey Dr	Detached	3	2	9	\$649K	\$741K
	175 Crocus Dr	Detached	3	2	7	\$700K	\$776K
18 May, 2016	807, 1328 Birchmount Rd	Condo	1	1	48	\$259K	\$256K
20 May, 2016	1 Christina Cres	Detached	3	2	1	\$638K	\$689K
24 May, 2016	6 Noreen Dr	Detached	2	2	8	\$630K	\$725K
	32 Babcock Rd	Detached	3	2	7	\$630K	\$676K
	81 Courton Dr	Detached	2	5	8	\$689K	\$800K
25 May, 2016	204 Tower Dr	Detached	3	2	7	\$600K	\$725K
	404, 1 Innismore Cres	Condo	2	2	54	\$319K	\$315K
26 May, 2016	31 Janet Blvd	Detached	3	2	7	\$750K	\$861K
	56 Tedford Dr	Detached	3	2	8	\$699K	\$805K
	Ph01, 1328 Birchmount Rd	Condo	2	2	131	\$370K	\$358K
28 May, 2016	52 Greylawn Cres	Detached	3	2	1	\$670K	\$703K
	1330 Warden Ave	Detached	3	2	41	\$650K	\$645K

Data

Month, Day, Year of Sold Date	Address1	Property Type	Bedrooms	Washrooms	Days on the Market	List Price	Sold Price
29 May, 2016	7 Princemere Cres	Detached	3	2	6	\$630K	\$695K
31 May, 2016	5 Reddins Rd	Detached	3	2	6	\$699K	\$786K
	1202, 1328 Birchmount Rd	Condo	3	2	40	\$410K	\$390K
1 June, 2016	15 Roselm Rd	Detached	2	1	6	\$399K	\$590K
	22 Townley Ave	Detached	3	2	8	\$650K	\$650K
	202, 1 Innismore Cres	Condo	2	2	29	\$289K	\$285K
2 June, 2016	6 Annaree Dr	Detached	3	2	3	\$650K	\$805K
	83 Droxford Ave	Detached	3	3	9	\$699K	\$810K
7 June, 2016	37 Budea Cres	Detached	3	2	6	\$697K	\$809K
	229 Tower Dr	Detached	3	2	2	\$760K	\$743K
9 June, 2016	11 Bayard Ave	Detached	3	2	1	\$589K	\$657K
	77 Tedford Dr	Detached	3	2	52	\$888K	\$880K
10 June, 2016	174 Crocus Dr	Detached	4	2	17	\$649K	\$646K
13 June, 2016	58 Lingarde Dr	Detached	3	2	5	\$679K	\$747K
	97 Crocus Dr	Detached	3	3	10	\$698K	\$803K
14 June, 2016	26 Greylawn Cres	Detached	3	2	1	\$675K	\$740K
15 June, 2016	1558 Warden Ave	Detached	3	2	6	\$649K	\$707K
18 June, 2016	6 Archwood Cres	Detached	3	2	9	\$689K	\$775K
20 June, 2016	56 Princeway Dr	Detached	3	4	10	\$650K	\$698K
22 June, 2016	10 Shandara Cres	Detached	3	2	0	\$689K	\$720K
	27 Frey Cres	Detached	3	2	12	\$650K	\$660K
28 June, 2016	18 Tower Dr	Detached	2	2	7	\$579K	\$636K
	31 Twin Pauls Cres	Detached	3	2	6	\$549K	\$580K
5 July, 2016	1552 Warden Ave	Detached	3	2	14	\$649K	\$695K
7 July, 2016	9 Muldrew Ave	Detached	3	2	10	\$600K	\$709K
	26 Inniswood Dr	Detached	3	2	7	\$650K	\$738K
11 July, 2016	80 Waringstown Dr	Detached	3	2	6	\$700K	\$760K
12 July, 2016	7 Kilpatrick Dr	Detached	2	2	14	\$700K	\$670K

Data

Month, Day, Year of Sold Date	Address1	Property Type	Bedrooms	Washrooms	Days on the Market	List Price	Sold Price
12 July, 2016	11 Wexford Blvd	Detached	3	2	2	\$670K	\$779K
17 July, 2016	28 Elm Bank Rd	Detached	3	2	13	\$800K	\$888K
18 July, 2016	1904, 1328 Birchmount Rd	Condo	1	1	30	\$269K	\$269K
19 July, 2016	84 Frey Cres	Detached	3	2	4	\$650K	\$720K
	85 Lynvalley Cres	Detached	3	1	7	\$599K	\$661K
21 July, 2016	1121 Warden Ave	Detached	2	2	29	\$669K	\$663K
22 July, 2016	42 Boem Ave	Detached	2	2	8	\$599K	\$672K
24 July, 2016	11 Muldrew Ave	Detached	3	3	11	\$599K	\$775K
25 July, 2016	52 Janet Blvd	Detached	3	3	6	\$640K	\$759K
26 July, 2016	9 Ellington Dr	Detached	3	2	11	\$575K	\$615K
	33 Wexford Blvd	Detached	4	5	6	\$1,099K	\$1,290K
28 July, 2016	93 Elinor Ave	Detached	3	2	6	\$700K	\$850K
30 July, 2016	22 Lingarde Dr	Detached	3	4	3	\$760K	\$750K
2 August, 2016	18 Timgren Dr	Detached	3	2	20	\$700K	\$680K
3 August, 2016	1574 Pharmacy Ave	Detached	3	2	9	\$650K	\$714K
10 August, 2016	2 Armitage Dr	Detached	3	2	7	\$700K	\$782K
15 August, 2016	7 Willowhurst Cres	Detached	3	2	12	\$575K	\$718K
16 August, 2016	266 Tower Dr	Detached	3	4	8	\$749K	\$797K
17 August, 2016	2 Castille Ave	Detached	4	4	0	\$908K	\$908K
	1336 Pharmacy Ave	Detached	3	2	19	\$649K	\$670K
19 August, 2016	1571 Pharmacy Ave	Detached	3	2	10	\$799K	\$860K
23 August, 2016	5 Armitage Dr	Detached	3	1	12	\$618K	\$757K
	10 Hughes Pl	Detached	3	2	6	\$649K	\$760K
24 August, 2016	4 Princemere Cres	Detached	3	3	5	\$748K	\$813K
	115 Lilian Dr	Detached	3	2	7	\$650K	\$788K
25 August, 2016	133 Ellesmere Rd	Detached	3	2	6	\$650K	\$735K
27 August, 2016	57 Lynvalley Cres	Detached	3	2	6	\$800K	\$905K
29 August, 2016	2 Robertsfield Cres	Detached	3	3	10	\$699K	\$900K

Data

Month, Day, Year of Sold Date	Address1	Property Type	Bedrooms	Washrooms	Days on the Market	List Price	Sold Price
29 August, 2016	49 Marble Arch Cres	Detached	2	2	7	\$590K	\$645K
	1193 Warden Ave	Townhouse	2	2	12	\$369K	\$380K
30 August, 2016	5 Compton Dr	Detached	3	3	26	\$800K	\$790K
	25 Mayflower Ave	Detached	3	2	7	\$700K	\$826K
	87 Gooderham Dr	Detached	3	2	36	\$899K	\$860K
	1233 Pharmacy Ave	Detached	3	2	7	\$600K	\$721K
1 September, 2016	5 Christina Cres	Detached	3	2	1	\$680K	\$791K
	306, 1101 Pharmacy Ave	Condo	3	2	6	\$265K	\$260K
2 September, 2016	167 Ellington Dr	Detached	3	2	10	\$688K	\$681K
6 September, 2016	3 Archwood Cres	Detached	3	2	6	\$649K	\$701K
7 September, 2016	17 Orlando Blvd	Detached	3	1	1	\$589K	\$615K
10 September, 2016	15 Tardree Pl	Detached	3	2	17	\$600K	\$600K
11 September, 2016	150 Marchington Circ	Detached	3	1	4	\$600K	\$680K
12 September, 2016	5 Gooderham Dr	Detached	5	3	18	\$970K	\$958K
	5 Randane Dr	Detached	3	2	6	\$688K	\$816K
13 September, 2016	69 Droxford Ave	Detached	3	2	6	\$699K	\$830K
15 September, 2016	88 Tower Dr	Detached	3	2	3	\$639K	\$676K
17 September, 2016	924 Pharmacy Ave	Detached	3	2	5	\$675K	\$670K
19 September, 2016	77 Lilian Dr	Detached	3	2	4	\$775K	\$770K
20 September, 2016	87 Crocus Dr	Detached	3	2	9	\$619K	\$762K
	104 Wayne Ave	Detached	2	2	5	\$700K	\$750K
21 September, 2016	30 Ilfracombe Cres	Detached	3	2	35	\$765K	\$740K
	30 Shandon Dr	Detached	3	2	8	\$628K	\$806K
	80 Elinor Ave	Detached	3	2	6	\$749K	\$908K
22 September, 2016	4 Wexford Blvd	Detached	3	2	7	\$629K	\$806K
	62 Elinor Ave	Detached	3	2	8	\$700K	\$860K
23 September, 2016	3 Sherwood Ave	Detached	3	2	7	\$700K	\$751K
25 September, 2016	62 Robertsfield Cres	Detached	2	2	4	\$599K	\$650K

Data

Month, Day, Year of Sold Date	Address1	Property Type	Bedrooms	Washrooms	Days on the Market	List Price	Sold Price
25 September, 2016	114 Marble Arch Cres	Detached	3	2	11	\$650K	\$659K
26 September, 2016	60 Marchington Circ	Detached	3	3	18	\$729K	\$705K
27 September, 2016	48 Marchington Circ	Detached	3	5	8	\$649K	\$772K
	98 Dewey Dr	Detached	3	2	6	\$650K	\$700K
	123 Dewey Dr	Detached	5	3	5	\$799K	\$882K
	1249 Pharmacy Ave	Detached	3	2	6	\$660K	\$715K
28 September, 2016	5 Howarth Ave	Detached	3	1	8	\$650K	\$720K
29 September, 2016	49 Armitage Dr	Detached	3	1	15	\$700K	\$685K
30 September, 2016	10 Clanwilliam Crt	Detached	3	3	2	\$699K	\$835K
2 October, 2016	48 Vernon Rd	Detached	4	5	13	\$1,550K	\$1,480K
3 October, 2016	18 Crosland Dr	Detached	3	2	7	\$700K	\$838K
	75 Tedford Dr	Detached	3	2	11	\$700K	\$690K
	103, 1328 Birchmount Rd	Condo	2	2	14	\$400K	\$393K
	1015 Pharmacy Ave	Detached	3	2	25	\$660K	\$733K
4 October, 2016	11 Ivordale Cres	Detached	3	1	6	\$600K	\$640K
	23 Muldrew Ave	Detached	3	2	5	\$599K	\$680K
5 October, 2016	22, 2 White Abbey Park	Townhouse	3	2	13	\$469K	\$452K
	53 Lynvalley Cres	Detached	3	2	7	\$699K	\$851K
	121 Ellington Dr	Detached	3	2	16	\$699K	\$681K
6 October, 2016	23 Galsworthy Ave	Detached	3	2	2	\$720K	\$770K
7 October, 2016	11 Ellington Dr	Detached	3	1	18	\$669K	\$669K
	45 Shangarry Dr	Detached	3	2	7	\$649K	\$736K
10 October, 2016	40 Singleton Rd	Detached	3	3	12	\$699K	\$750K
11 October, 2016	8 Highwood Ave	Detached	3	2	6	\$648K	\$725K
	70 Pachino Blvd	Detached	3	2	6	\$650K	\$830K
12 October, 2016	33 Lupin Dr	Detached	3	2	3	\$705K	\$735K
13 October, 2016	1803, 1328 Birchmount Rd	Condo	2	2	42	\$379K	\$370K
14 October, 2016	2 Deanvar Ave	Detached	2	2	21	\$733K	\$727K

Data

Month, Day, Year of Sold Date	Address1	Property Type	Bedrooms	Washrooms	Days on the Market	List Price	Sold Price
14 October, 2016	92 Marble Arch Cres	Detached	2	2	21	\$639K	\$628K
15 October, 2016	8 Minford Ave	Detached	2	2	8	\$629K	\$630K
17 October, 2016	53 Pachino Blvd	Detached	3	2	7	\$699K	\$775K
	202, 1665 Victoria Park Ave	Condo	3	1	57	\$375K	\$355K
	1509, 1328 Birchmount Rd	Condo	3	2	33	\$420K	\$415K
18 October, 2016	26 Archwood Cres	Detached	3	2	0	\$820K	\$820K
23 October, 2016	2 Kilpatrick Pl	Detached	2	2	3	\$709K	\$700K
24 October, 2016	936 Pharmacy Ave	Detached	3	2	7	\$600K	\$666K
25 October, 2016	7 Wexford Blvd	Detached	4	4	6	\$1,299K	\$1,505K
	25 Armitage Dr	Detached	3	2	7	\$699K	\$801K
	81 Murray Glen Dr	Detached	3	2	7	\$659K	\$788K
26 October, 2016	64 Crosland Dr	Detached	3	1	9	\$750K	\$833K
28 October, 2016	40 Alrita Cres	Detached	3	2	3	\$650K	\$765K
	59 Christina Cres	Detached	3	2	1	\$650K	\$692K
31 October, 2016	90 Lynvalley Cres W	Detached	3	3	15	\$789K	\$755K
	606, 1665 Victoria Park Ave	Condo	3	2	23	\$249K	\$271K
1 November, 2016	27 Vernon Rd	Detached	4	4	36	\$848K	\$808K
2 November, 2016	73 Murray Glen Dr	Detached	3	1	5	\$600K	\$675K
3 November, 2016	47 Ivordale Cres	Detached	3	2	1	\$599K	\$670K
	61 Christina Cres	Detached	3	2	2	\$699K	\$761K
4 November, 2016	53 Hexham Dr	Detached	3	3	6	\$899K	\$863K
8 November, 2016	29 Lynvalley Cres	Detached	3	2	8	\$700K	\$787K
	112 Budea Cres	Detached	3	2	14	\$700K	\$826K
9 November, 2016	51 Lynvalley Cres	Detached	3	2	7	\$600K	\$652K
10 November, 2016	53 Frey Cres	Detached	2	2	21	\$649K	\$610K
14 November, 2016	233 Ellington Dr	Detached	3	2	3	\$668K	\$686K
16 November, 2016	41 Compton Dr	Detached	3	2	7	\$598K	\$721K
17 November, 2016	16 Shandara Cres	Detached	3	2	10	\$650K	\$775K

Data

Month, Day, Year of Sold Date	Address1	Property Type	Bedrooms	Washrooms	Days on the Market	List Price	Sold Price
17 November, 2016	59 Ainsdale Rd	Detached	2	2	7	\$699K	\$682K
	66 Murray Glen Dr	Detached	3	4	40	\$669K	\$661K
	82 Cavehill Cres	Detached	3	2	7	\$700K	\$820K
18 November, 2016	1215 Warden Ave	Detached	3	3	9	\$649K	\$650K
23 November, 2016	994 Warden Ave	Detached	5	3	3	\$669K	\$635K
24 November, 2016	14 Courton Dr	Detached	3	1	8	\$629K	\$751K
	18 Courton Dr	Detached	3	2	2	\$700K	\$725K
25 November, 2016	120 Dewey Dr	Detached	3	2	14	\$730K	\$800K
28 November, 2016	2 Gaylord Dr	Detached	2	2	46	\$730K	\$700K
	1809, 1328 Birchmount Rd	Condo	3	2	96	\$434K	\$430K
29 November, 2016	981 Warden Ave	Detached	2	2	20	\$599K	\$650K
	1223 Warden Ave	Detached	3	2	7	\$700K	\$680K
1 December, 2016	31, 1185 Warden Ave	Townhouse	2	2	1	\$467K	\$462K
4 December, 2016	192 Crocus Dr	Detached	3	2	13	\$600K	\$625K
5 December, 2016	90 Ellington Dr	Detached	3	2	18	\$700K	\$710K
9 December, 2016	8 Shandara Cres	Detached	3	2	8	\$699K	\$715K
	26 Moray Pl	Detached	3	2	14	\$820K	\$790K
10 December, 2016	311, 1328 Birchmount Rd	Condo	1	1	17	\$250K	\$279K
12 December, 2016	21 Cavehill Cres	Detached	3	2	7	\$700K	\$780K
15 December, 2016	1382 Warden Ave	Detached	3	3	39	\$800K	\$785K
20 December, 2016	1249 Warden Ave	Detached	3	2	37	\$700K	\$685K
4 January, 2017	12 Alissa Pl	Detached	3	2	50	\$900K	\$890K
5 January, 2017	58 Kilpatrick Dr	Detached	3	2	30	\$700K	\$704K
7 January, 2017	71 Droxford Ave	Detached	3	2	47	\$899K	\$899K
9 January, 2017	14 Frey Cres	Detached	4	2	6	\$750K	\$785K
	36 Wexford Blvd	Detached	3	4	0	\$700K	\$800K
	62 Shangarry Dr	Detached	3	4	123	\$788K	\$800K
14 January, 2017	122 Ellington Dr	Detached	2	2	33	\$500K	\$685K

Data

Month, Day, Year of Sold Date	Address1	Property Type	Bedrooms	Washrooms	Days on the Market	List Price	Sold Price
14 January, 2017	1510, 1328 Birchmount Rd	Condo	2	2	5	\$371K	\$374K
15 January, 2017	60 Boem Ave	Detached	2	1	39	\$675K	\$650K
16 January, 2017	214 Crocus Dr	Detached	3	2	7	\$650K	\$763K
17 January, 2017	78 Marchington Circ	Detached	3	2	6	\$589K	\$789K
20 January, 2017	70 Lingarde Dr	Detached	3	2	1	\$769K	\$766K
21 January, 2017	10 Belmore Ave	Detached	3	2	1	\$713K	\$821K
22 January, 2017	9 Rosemarie Dr	Detached	3	2	6	\$849K	\$890K
24 January, 2017	9 Ellington Dr	Detached	3	3	5	\$849K	\$792K
	182 Tower Dr	Detached	3	2	7	\$630K	\$753K
26 January, 2017	1239 Warden Ave	Detached	3	2	3	\$599K	\$712K
27 January, 2017	22 Colony Rd	Detached	3	2	3	\$769K	\$768K
28 January, 2017	811, 1328 Birchmount Rd	Condo	1	1	2	\$299K	\$295K
30 January, 2017	1 Rossford Rd	Detached	3	2	11	\$499K	\$740K
	1001, 1328 Birchmount Rd	Condo	2	2	21	\$380K	\$373K
31 January, 2017	24 Scotswood Rd	Detached	2	2	8	\$698K	\$940K
1 February, 2017	48 Crosland Dr	Detached	3	2	9	\$770K	\$958K
	1247 Warden Ave	Detached	3	1	8	\$639K	\$725K
3 February, 2017	39 Janet Blvd	Detached	3	2	11	\$779K	\$800K
6 February, 2017	48 Princeway Dr	Detached	3	2	3	\$779K	\$928K
	1773 Victoria Park Ave	Detached	3	2	13	\$700K	\$800K
7 February, 2017	22 Alice Cres	Detached	3	4	8	\$979K	\$1,330K
	50 Guild Hall Dr	Detached	4	3	5	\$849K	\$1,024K
8 February, 2017	52 Waringstown Dr	Detached	4	4	7	\$799K	\$1,165K
13 February, 2017	17 Princemere Cres	Detached	3	2	6	\$790K	\$829K
14 February, 2017	37 Lynvalley Cres S	Detached	2	2	6	\$799K	\$900K
	1309 Warden Ave	Detached	3	5	69	\$970K	\$988K
15 February, 2017	16 Ivorwood Cres	Detached	3	2	8	\$849K	\$1,101K
	28 Howarth Ave	Detached	3	1	7	\$699K	\$860K

Data

Month, Day, Year of Sold Date	Address1	Property Type	Bedrooms	Washrooms	Days on the Market	List Price	Sold Price
15 February, 2017	2006, 1328 Birchmount Rd	Condo	1	1	2	\$279K	\$285K
17 February, 2017	12 Elinor Ave	Detached	3	2	2	\$849K	\$1,100K
23 February, 2017	50 Dewey Dr	Detached	3	1	4	\$699K	\$795K
24 February, 2017	510, 1665 Victoria Park Ave	Condo	3	2	17	\$338K	\$338K
	2004, 1328 Birchmount Rd	Condo	1	1	11	\$300K	\$309K
26 February, 2017	18 Waringstown Dr	Detached	3	2	2	\$800K	\$1,060K
27 February, 2017	1 Orlando Blvd	Detached	3	2	5	\$700K	\$1,150K
	25 Joanna Dr	Detached	3	2	3	\$858K	\$1,150K
28 February, 2017	6 Rosemarie Dr	Detached	3	3	6	\$600K	\$900K
	86 Ellington Dr	Detached	2	2	6	\$700K	\$857K
1 March, 2017	1270 Warden Ave	Detached	3	1	7	\$599K	\$801K
3 March, 2017	75 Shandon Dr	Detached	3	2	6	\$629K	\$930K
4 March, 2017	1605, 1328 Birchmount Rd	Condo	1	1	1	\$290K	\$305K
6 March, 2017	29 Kilpatrick Dr	Detached	2	2	5	\$680K	\$830K
8 March, 2017	27 Lilian Dr	Detached	3	2	5	\$699K	\$930K
9 March, 2017	101, 1 Innismore Cres	Condo	2	2	6	\$300K	\$386K
10 March, 2017	1005, 1328 Birchmount Rd	Condo	1	1	23	\$278K	\$280K
11 March, 2017	20 Marchington Circ	Detached	3	4	1	\$700K	\$905K
13 March, 2017	221, 1328 Birchmount Rd	Condo	3	2	9	\$460K	\$460K
14 March, 2017	2 Janet Blvd	Detached	3	2	4	\$890K	\$892K
	22 Moray Pl	Detached	3	3	6	\$849K	\$890K
	86 Ainsdale Rd	Detached	2	2	6	\$799K	\$824K
16 March, 2017	25 Compton Dr	Detached	3	2	6	\$699K	\$850K
17 March, 2017	65 Princemere Cres	Detached	2	1	1	\$789K	\$900K
	1010, 1328 Birchmount Rd	Condo	2	2	2	\$380K	\$380K
18 March, 2017	1603, 1328 Birchmount Rd	Condo	2	2	52	\$395K	\$392K
20 March, 2017	169 Ellesmere Rd	Detached	3	2	6	\$699K	\$835K
	1013 Warden Ave	Detached	3	3	5	\$650K	\$774K

Data

Month, Day, Year of Sold Date	Address1	Property Type	Bedrooms	Washrooms	Days on the Market	List Price	Sold Price
21 March, 2017	18 Clanwilliam Crt	Detached	4	2	7	\$899K	\$1,085K
	218, 1328 Birchmount Rd	Condo	2	2	4	\$395K	\$396K
22 March, 2017	56 Elinor Ave	Detached	3	2	1	\$1,188K	\$1,150K
23 March, 2017	21 Rothwell Rd	Detached	3	2	3	\$700K	\$905K
24 March, 2017	1 Shaneen Blvd	Detached	3	2	2	\$689K	\$810K
	1300 Warden Ave	Detached	3	2	3	\$700K	\$715K
25 March, 2017	39 Joanna Dr	Detached	3	2	5	\$800K	\$950K
26 March, 2017	144 Crocus Dr	Detached	3	2	6	\$700K	\$735K
28 March, 2017	7 Twin Pauls Cres	Detached	2	2	7	\$699K	\$821K
	26 Innismore Cres	Detached	3	2	8	\$700K	\$1,015K
	31 Ivanhoe Crt	Detached	3	4	32	\$1,299K	\$1,450K
	95 Budea Cres	Detached	3	3	6	\$699K	\$903K
	105 Manhattan Dr	Detached	3	2	8	\$699K	\$850K
29 March, 2017	48 Boem Ave	Detached	3	2	8	\$700K	\$875K
	1185 Warden Ave	Townhouse	2	1	1	\$400K	\$470K
30 March, 2017	910, 1328 Birchmount Rd	Condo	2	2	17	\$400K	\$423K
31 March, 2017	40 Alice Cres	Detached	3	2	7	\$889K	\$1,100K
2 April, 2017	71 Pachino Blvd	Detached	3	2	7	\$689K	\$976K
	82 Marble Arch Cres	Detached	4	4	20	\$929K	\$1,020K
3 April, 2017	51 Laxford Ave	Detached	4	2	5	\$1,029K	\$1,009K
4 April, 2017	3 Ivorwood Cres	Detached	3	2	5	\$750K	\$910K
5 April, 2017	254 Tower Dr	Detached	2	2	8	\$899K	\$790K
6 April, 2017	1196 Warden Ave	Detached	3	2	10	\$759K	\$755K
11 April, 2017	9 Babcock Rd	Detached	3	2	7	\$800K	\$965K
	38 Compton Dr	Detached	3	2	5	\$700K	\$750K
	61 Joanna Dr	Detached	3	2	8	\$888K	\$950K
	501, 1328 Birchmount Rd	Condo	2	2	9	\$370K	\$399K
12 April, 2017	15 Ilfracombe Cres	Detached	3	2	7	\$700K	\$1,030K

Data

Month, Day, Year of Sold Date	Address1	Property Type	Bedrooms	Washrooms	Days on the Market	List Price	Sold Price
12 April, 2017	67 Lynvalley Cres	Detached	3	2	6	\$698K	\$790K
	103 Cavehill Cres	Detached	3	2	6	\$795K	\$940K
	139 Marchington Circ	Detached	3	2	13	\$1,079K	\$1,062K
	802, 1665 Victoria Park Ave	Condo	2	1	6	\$299K	\$356K
13 April, 2017	1339 Pharmacy Ave	Detached	3	1	10	\$650K	\$840K
15 April, 2017	1107 Warden Ave	Detached	4	4	25	\$900K	\$888K
16 April, 2017	37 Twin Pauls Cres	Detached	3	1	13	\$749K	\$749K
17 April, 2017	19 Timgren Dr	Detached	2	2	8	\$790K	\$790K
18 April, 2017	44 Ilfracombe Cres	Detached	3	2	7	\$700K	\$851K
	73 Gooderham Dr	Detached	4	3	26	\$1,898K	\$1,850K
	1003, 1328 Birchmount Rd, Toronto	Condo	2	2	14	\$450K	\$445K
24 April, 2017	29 Frey Cres	Detached	3	2	4	\$699K	\$751K
25 April, 2017	22 Christina Cres	Detached	2	2	7	\$699K	\$832K
26 April, 2017	26 Courton Dr	Detached	3	3	7	\$750K	\$865K
27 April, 2017	81 Elinor Ave	Detached	2	1	6	\$999K	\$1,250K
	901, 1328 Birchmount Rd	Condo	2	2	2	\$399K	\$455K
	1108, 1328 Birchmount Rd	Condo	2	2	17	\$410K	\$405K
30 April, 2017	62B Wayne Ave	Detached	4	5	7	\$1,000K	\$1,600K
1 May, 2017	43 Shandon Dr	Detached	3	2	18	\$800K	\$815K
	1275 Pharmacy Ave	Detached	3	2	4	\$740K	\$750K
2 May, 2017	10 Brian Ave	Detached	3	2	8	\$789K	\$1,110K
3 May, 2017	21 Marble Arch Cres	Detached	3	2	7	\$700K	\$806K
	59 Waringstown Dr	Detached	3	2	12	\$899K	\$1,068K
4 May, 2017	26 Shangarry Dr	Detached	2	1	7	\$688K	\$720K
	88 Courton Dr	Detached	3	2	13	\$800K	\$860K
	93 Wayne Ave	Detached	3	2	9	\$899K	\$1,008K
6 May, 2017	64 Surrey Ave	Detached	3	2	17	\$879K	\$820K
	1225 Pharmacy Ave, Toronto	Detached	2	2	4	\$699K	\$820K

Data

Month, Day, Year of Sold Date	Address1	Property Type	Bedrooms	Washrooms	Days on the Market	List Price	Sold Price
10 May, 2017	61 Elinor Ave	Detached	4	3	15	\$999K	\$1,115K
	302, 1 Innismore Cres	Condo	2	2	8	\$380K	\$373K
11 May, 2017	6 Randane Dr	Detached	3	2	14	\$788K	\$825K
13 May, 2017	56 Ainsdale Rd	Detached	4	1	1	\$599K	\$700K
	146 Ellington Dr	Detached	3	2	3	\$649K	\$630K
15 May, 2017	1110, 1328 Birchmount Rd	Condo	2	2	4	\$400K	\$418K
18 May, 2017	7 Ivanhoe Crt	Detached	3	2	9	\$569K	\$769K
	14 Marble Arch Cres	Detached	2	1	16	\$599K	\$700K
	1504, 1328 Birchmount Rd	Condo	1	1	8	\$299K	\$335K
	1610, 1328 Birchmount Rd	Condo	2	2	6	\$425K	\$418K
20 May, 2017	104 Marble Arch Cres	Detached	2	2	8	\$599K	\$590K
23 May, 2017	1231 Warden Ave	Detached	3	2	19	\$800K	\$785K
	2106, 1328 Birchmount Rd	Condo	1	1	20	\$307K	\$306K
28 May, 2017	52 Dewey Dr	Detached	3	3	11	\$798K	\$785K
	1506, 1328 Birchmount Rd	Condo	1	1	2	\$307K	\$321K
30 May, 2017	5 Bardwell Cres	Detached	3	3	7	\$899K	\$965K
	21 Crocus Dr	Detached	3	2	6	\$699K	\$720K
31 May, 2017	8 Walbon Rd	Detached	3	2	2	\$750K	\$730K
	903, 1328 Birchmount Rd	Condo	2	1	21	\$349K	\$360K
1 June, 2017	19 Tardree Pl	Detached	3	1	29	\$699K	\$640K
3 June, 2017	810, 1328 Birchmount Rd	Condo	2	2	2	\$410K	\$410K
6 June, 2017	38 Tedford Dr	Detached	3	2	6	\$700K	\$750K
	Ph01, 1328 Birchmount Rd	Condo	2	2	8	\$439K	\$430K
7 June, 2017	107 Lynvalley Cres	Detached	3	2	9	\$788K	\$788K
9 June, 2017	17 Rossford Rd	Detached	4	2	10	\$749K	\$719K
14 June, 2017	4 Randane Dr	Detached	3	2	28	\$929K	\$825K
16 June, 2017	1097 Warden Ave	Detached	2	2	20	\$680K	\$679K
17 June, 2017	27 Japonica Rd	Detached	3	1	4	\$690K	\$715K

Data

Month, Day, Year of Sold Date	Address1	Property Type	Bedrooms	Washrooms	Days on the Market	List Price	Sold Price
17 June, 2017	Unit 32, 1185 Warden Ave	Townhouse	2	2	13	\$470K	\$475K
18 June, 2017	40 Shandon Dr	Detached	3	2	25	\$799K	\$780K
21 June, 2017	606, 1665 Victoria Park Ave	Condo	3	2	16	\$389K	\$402K
23 June, 2017	26 Greylawn Cres	Detached	3	2	13	\$859K	\$800K
	505, 1665 Victoria Park Ave	Condo	3	2	35	\$428K	\$390K
26 June, 2017	5 Ellington Dr	Detached	3	2	8	\$695K	\$775K
	25 Twin Pauls Cres	Detached	3	2	10	\$700K	\$605K
	68 Wexford Blvd	Detached	3	2	13	\$800K	\$745K
	140 Budea Cres	Detached	3	1	5	\$670K	\$700K
28 June, 2017	4 Guild Hall Dr	Townhouse	2	1	5	\$440K	\$433K
	45 Shangarry Dr	Detached	3	2	9	\$659K	\$860K
	804, 1328 Birchmount Rd	Condo	1	1	15	\$330K	\$320K
30 June, 2017	26 Willowhurst Cres	Detached	3	2	7	\$700K	\$710K
	104, 1328 Birchmount Rd	Condo	1	1	22	\$336K	\$346K
1 July, 2017	612, 1328 Birchmount Rd	Condo	2	1	14	\$355K	\$360K
5 July, 2017	30, 1185 Warden Ave	Townhouse	2	2	14	\$470K	\$460K
6 July, 2017	28 Greylawn Cres	Detached	3	2	15	\$770K	\$767K
7 July, 2017	25 Babcock Rd	Detached	3	2	22	\$760K	\$745K
8 July, 2017	11 Castille Ave	Detached	3	2	18	\$800K	\$826K
10 July, 2017	24 Crocus Dr	Detached	3	2	5	\$750K	\$750K
12 July, 2017	6 Manhattan Dr	Detached	3	3	33	\$998K	\$985K
13 July, 2017	1097 Pharmacy Ave	Detached	4	5	27	\$770K	\$738K
17 July, 2017	96 Elinor Ave	Detached	5	4	12	\$1,500K	\$1,445K
18 July, 2017	15 Carthage Ave	Detached	3	2	12	\$898K	\$850K
	1329 Pharmacy Ave	Detached	3	2	24	\$778K	\$778K
	1607, 1328 Birchmount Rd	Condo	1	1	20	\$328K	\$324K
19 July, 2017	203, 1665 Victoria Park Ave	Condo	2	1	2	\$336K	\$342K
	1701, 1328 Birchmount Rd	Condo	2	2	13	\$429K	\$418K

Data

Month, Day, Year of Sold Date	Address1	Property Type	Bedrooms	Washrooms	Days on the Market	List Price	Sold Price
20 July, 2017	37 Boem Ave	Townhouse	2	2	14	\$484K	\$486K
	905, 1665 Victoria Park Ave	Condo	3	2	3	\$370K	\$351K
	1906, 1328 Birchmount Rd	Condo	1	1	14	\$330K	\$325K
21 July, 2017	206, 1328 Birchmount Rd	Condo	2	2	26	\$400K	\$380K
22 July, 2017	1801, 1328 Birchmount Rd	Condo	2	2	40	\$400K	\$410K
27 July, 2017	29 Kilpatrick Dr	Detached	2	2	49	\$720K	\$653K
31 July, 2017	70 Marchington Circ	Detached	2	2	5	\$600K	\$644K
1 August, 2017	60 Waringstown Dr	Detached	3	2	26	\$889K	\$812K
	80 A Wayne Ave	Detached	4	5	64	\$1,580K	\$1,443K
4 August, 2017	12 Boem Ave	Detached	2	2	7	\$643K	\$700K
10 August, 2017	1910, 1328 Birchmount Rd	Condo	2	2	8	\$405K	\$405K
11 August, 2017	19 Amberley Dr	Detached	3	2	23	\$849K	\$835K
12 August, 2017	30 Janet Blvd	Detached	3	2	8	\$688K	\$688K
	75 Shandon Dr	Detached	3	2	13	\$649K	\$655K
	2006, 1328 Birchmount Rd	Condo	1	1	18	\$330K	\$325K
14 August, 2017	59 Ivorwood Cres	Detached	3	3	33	\$785K	\$720K
16 August, 2017	978 Warden Ave	Detached	3	2	55	\$670K	\$625K
17 August, 2017	125 Wayne Ave	Detached	3	2	3	\$760K	\$765K
18 August, 2017	2229 Victoria Park Ave	Detached	3	3	19	\$830K	\$780K
21 August, 2017	4 Twin Pauls Cres	Detached	3	2	5	\$599K	\$657K
	24 Dewey Dr	Detached	3	4	20	\$929K	\$905K
23 August, 2017	40 Howarth Ave	Detached	3	2	6	\$830K	\$820K
	Ph 6, 1328 Birchmount Rd	Condo	1	1	29	\$330K	\$310K
24 August, 2017	45 Biscayne Blvd	Detached	3	2	30	\$759K	\$738K
25 August, 2017	3 Kilpatrick Dr	Detached	3	1	112	\$679K	\$590K
	4 Budea Cres	Detached	3	2	31	\$749K	\$725K
	28 Christina Cres	Detached	4	4	11	\$1,349K	\$1,310K
26 August, 2017	71 Wexford Blvd	Detached	3	2	4	\$785K	\$758K

Data

Month, Day, Year of Sold Date	Address1	Property Type	Bedrooms	Washrooms	Days on the Market	List Price	Sold Price
28 August, 2017	253 Ellington Dr	Detached	3	2	14	\$850K	\$815K
29 August, 2017	1365 Warden Ave	Detached	3	2	13	\$760K	\$735K
30 August, 2017	10 Deanvar Ave	Detached	3	2	34	\$779K	\$750K
2 September, 2017	86 Deanvar Ave	Detached	3	2	55	\$799K	\$780K
4 September, 2017	1806, 1328 Birchmount Rd	Condo	1	1	14	\$350K	\$338K
6 September, 2017	20 Chrysler Cres	Detached	3	2	16	\$847K	\$790K
	62A Wayne Ave	Detached	4	5	35	\$1,650K	\$1,545K
8 September, 2017	1003, 1328 Birchmount Rd	Condo	2	2	75	\$459K	\$443K
10 September, 2017	36 Rothwell Rd	Detached	3	2	5	\$688K	\$750K
11 September, 2017	968 Pharmacy Ave	Detached	4	5	5	\$1,399K	\$1,325K
	1225 Pharmacy Ave	Detached	2	2	27	\$769K	\$700K
12 September, 2017	30 Tardree Pl	Detached	4	2	56	\$799K	\$750K
18 September, 2017	97 Gooderham Dr	Detached	3	2	133	\$1,185K	\$998K
19 September, 2017	122 Tower Dr	Detached	3	2	56	\$700K	\$680K
21 September, 2017	8 Burritt Rd	Detached	3	1	0	\$690K	\$686K
	11 Ivordale Cres	Detached	3	3	19	\$998K	\$940K
25 September, 2017	983 Warden Ave	Detached	2	2	48	\$679K	\$670K
27 September, 2017	35 Shangarry Dr	Detached	5	3	15	\$798K	\$750K
28 September, 2017	208, 1328 Birchmount Rd	Condo	0	1	31	\$268K	\$260K
1 October, 2017	72 Shangarry Dr	Detached	2	2	10	\$897K	\$863K
3 October, 2017	60 Kilpatrick Dr	Detached	3	3	8	\$650K	\$655K
4 October, 2017	78 Wayne Ave	Detached	3	2	7	\$699K	\$748K
5 October, 2017	14 Chrysler Cres	Detached	3	2	16	\$859K	\$831K
	49 Laxford Ave	Detached	3	2	36	\$839K	\$800K
	703, 1328 Birchmount Rd	Condo	2	1	34	\$359K	\$344K
7 October, 2017	1274 Pharmacy Ave	Detached	3	2	22	\$650K	\$641K
9 October, 2017	94 Waringstown Dr	Detached	3	2	4	\$850K	\$840K
10 October, 2017	7, 33A Boem Ave	Townhouse	2	1	27	\$450K	\$441K

Data

Month, Day, Year of Sold Date	Address1	Property Type	Bedrooms	Washrooms	Days on the Market	List Price	Sold Price
12 October, 2017	407, 1665 Victoria Park Ave	Condo	2	1	1	\$350K	\$345K
15 October, 2017	116 Wayne Ave	Detached	4	2	23	\$848K	\$845K
16 October, 2017	33 Archwood Cres	Detached	2	1	35	\$639K	\$645K
	901, 1665 Victoria Park Ave	Condo	3	2	46	\$425K	\$400K
17 October, 2017	117 Marchington Circ	Detached	3	2	7	\$749K	\$765K
18 October, 2017	18 Belmore Ave	Detached	3	2	13	\$885K	\$820K
19 October, 2017	233 Ellington Dr	Detached	3	3	7	\$875K	\$847K
23 October, 2017	20 Kilpatrick Dr	Detached	2	1	12	\$590K	\$621K
24 October, 2017	27 Japonica Rd	Detached	3	2	13	\$799K	\$960K
25 October, 2017	36 Timgren Dr	Detached	3	2	7	\$759K	\$729K
	74 Ellington Dr	Detached	3	3	8	\$689K	\$820K
26 October, 2017	92 Frey Cres	Detached	3	2	7	\$699K	\$785K
	207, 1665 Victoria Park Ave	Condo	2	1	14	\$369K	\$354K
27 October, 2017	6 Chrysler Cres	Detached	3	2	37	\$839K	\$818K
	1537 Pharmacy Ave	Detached	3	2	3	\$729K	\$690K
	1905, 1328 Birchmount Rd	Condo	1	1	11	\$338K	\$325K
29 October, 2017	15 Buchanan Rd	Detached	3	2	3	\$740K	\$725K
31 October, 2017	2 Alissa Pl	Detached	3	3	20	\$790K	\$778K
1 November, 2017	66 Shangarry Dr	Detached	3	2	16	\$1,000K	\$935K
	1596 Warden Ave	Detached	3	2	12	\$699K	\$780K
2 November, 2017	27 Greylawn Cres	Detached	3	2	8	\$745K	\$738K
	75 Tedford Dr	Detached	4	4	34	\$1,088K	\$1,035K
	85 Greylawn Cres	Detached	3	2	51	\$740K	\$700K
3 November, 2017	60 Wexford Blvd	Detached	3	2	39	\$770K	\$765K
	714, 1328 Birchmount Rd	Condo	2	2	8	\$420K	\$415K
4 November, 2017	Ph09, 1328 Birchmount Rd	Condo	3	2	33	\$498K	\$498K
6 November, 2017	34 Howarth Ave	Detached	3	2	10	\$779K	\$717K
7 November, 2017	205, 1328 Birchmount Rd	Condo	2	2	13	\$417K	\$402K

Data

Month, Day, Year of Sold Date	Address1	Property Type	Bedrooms	Washrooms	Days on the Market	List Price	Sold Price
8 November, 2017	911, 1328 Birchmount Rd	Condo	1	1	87	\$340K	\$325K
10 November, 2017	301, 1 Innismore Cres	Condo	2	2	2	\$368K	\$372K
16 November, 2017	7 Timgren Dr	Detached	2	2	2	\$700K	\$715K
19 November, 2017	12 Rosemarie Dr	Detached	3	1	18	\$725K	\$700K
20 November, 2017	1123 Warden Ave	Detached	2	2	6	\$684K	\$689K
21 November, 2017	57 Waringstown Dr	Detached	3	2	5	\$839K	\$819K
22 November, 2017	125 Budea Cres	Detached	3	2	7	\$670K	\$720K
23 November, 2017	501, 1665 Victoria Park Ave	Condo	3	2	28	\$385K	\$369K
25 November, 2017	148 Tower Dr	Detached	3	2	53	\$810K	\$777K
28 November, 2017	21 Cavehill Cres	Detached	3	2	5	\$650K	\$865K
30 November, 2017	814, 1328 Birchmount Rd	Condo	2	2	34	\$429K	\$420K
4 December, 2017	173 Tower Dr	Detached	3	1	4	\$579K	\$561K
8 December, 2017	801, 1328 Birchmount Rd	Condo	2	2	18	\$426K	\$452K
9 December, 2017	49 Laxford Ave	Detached	3	2	36	\$799K	\$790K
11 December, 2017	24 Rossford Rd	Detached	2	2	3	\$670K	\$650K
15 December, 2017	1201 Pharmacy Ave	Detached	2	1	101	\$649K	\$649K
18 December, 2017	509, 1665 Victoria Park Ave	Condo	2	1	55	\$320K	\$320K
28 December, 2017	1010, 1328 Birchmount Rd	Condo	2	2	51	\$465K	\$453K
1 January, 2018	25 Twin Pauls Cres	Detached	3	2	25	\$795K	\$770K
10 January, 2018	12 Hexham Dr	Detached	3	2	7	\$699K	\$763K
19 January, 2018	17 Howarth Ave	Detached	3	2	47	\$799K	\$785K
	602, 1328 Birchmount Rd	Condo	3	2	53	\$479K	\$465K
23 January, 2018	32 Sherwood Ave	Detached	3	2	40	\$849K	\$833K
10 February, 2018	303, 1665 Victoria Park Ave	Condo	2	1	1	\$349K	\$345K
12 February, 2018	177 Tower Dr	Detached	3	2	11	\$650K	\$670K
13 February, 2018	23, 1185 Warden Ave	Townhouse	2	1	7	\$470K	\$493K
	79 Frey Cres	Detached	3	2	67	\$739K	\$700K
19 February, 2018	2007, 1328 Birchmount Rd	Condo	1	1	28	\$350K	\$342K

Data

Month, Day, Year of Sold Date	Address1	Property Type	Bedrooms	Washrooms	Days on the Market	List Price	Sold Price
21 February, 2018	23 Honey Dr	Detached	3	2	18	\$770K	\$750K
	82 Sherwood Ave	Detached	3	2	6	\$900K	\$870K
26 February, 2018	1212 Warden Ave	Detached	3	2	32	\$730K	\$700K
28 February, 2018	973 Pharmacy Ave	Detached	3	2	11	\$700K	\$700K
1 March, 2018	83 Crosland Dr	Detached	4	3	44	\$980K	\$947K
2 March, 2018	8 Babcock Rd	Detached	3	2	16	\$699K	\$730K
	705, 1665 Victoria Park Ave	Condo	3	2	7	\$389K	\$370K
3 March, 2018	3 Princemere Cres	Detached	3	2	3	\$775K	\$725K
	10 Twin Pauls Cres	Detached	2	2	39	\$680K	\$630K
7 March, 2018	19 Ivanhoe Crt	Detached	3	2	22	\$800K	\$744K
8 March, 2018	10 Rosemarie Dr	Detached	3	2	7	\$848K	\$825K
	501, 1328 Birchmount Rd	Condo	2	2	13	\$459K	\$453K
10 March, 2018	39 Penworth Rd	Detached	3	2	52	\$760K	\$750K
13 March, 2018	19 Lupin Dr	Detached	3	2	2	\$755K	\$755K
15 March, 2018	10 Frey Cres	Detached	3	2	13	\$760K	\$725K
16 March, 2018	32 Amberley Dr	Detached	3	2	56	\$798K	\$750K
20 March, 2018	44 Shangarry Dr	Detached	2	1	17	\$699K	\$699K
21 March, 2018	114 Dewey Dr	Detached	3	2	7	\$775K	\$765K
23 March, 2018	15 Ivanhoe Crt	Detached	3	2	13	\$790K	\$767K
	20 Innisdale Dr	Detached	2	2	10	\$699K	\$688K
24 March, 2018	92 Surrey Ave	Detached	4	3	4	\$998K	\$962K
26 March, 2018	504, 1665 Victoria Park Ave	Condo	2	1	5	\$358K	\$360K