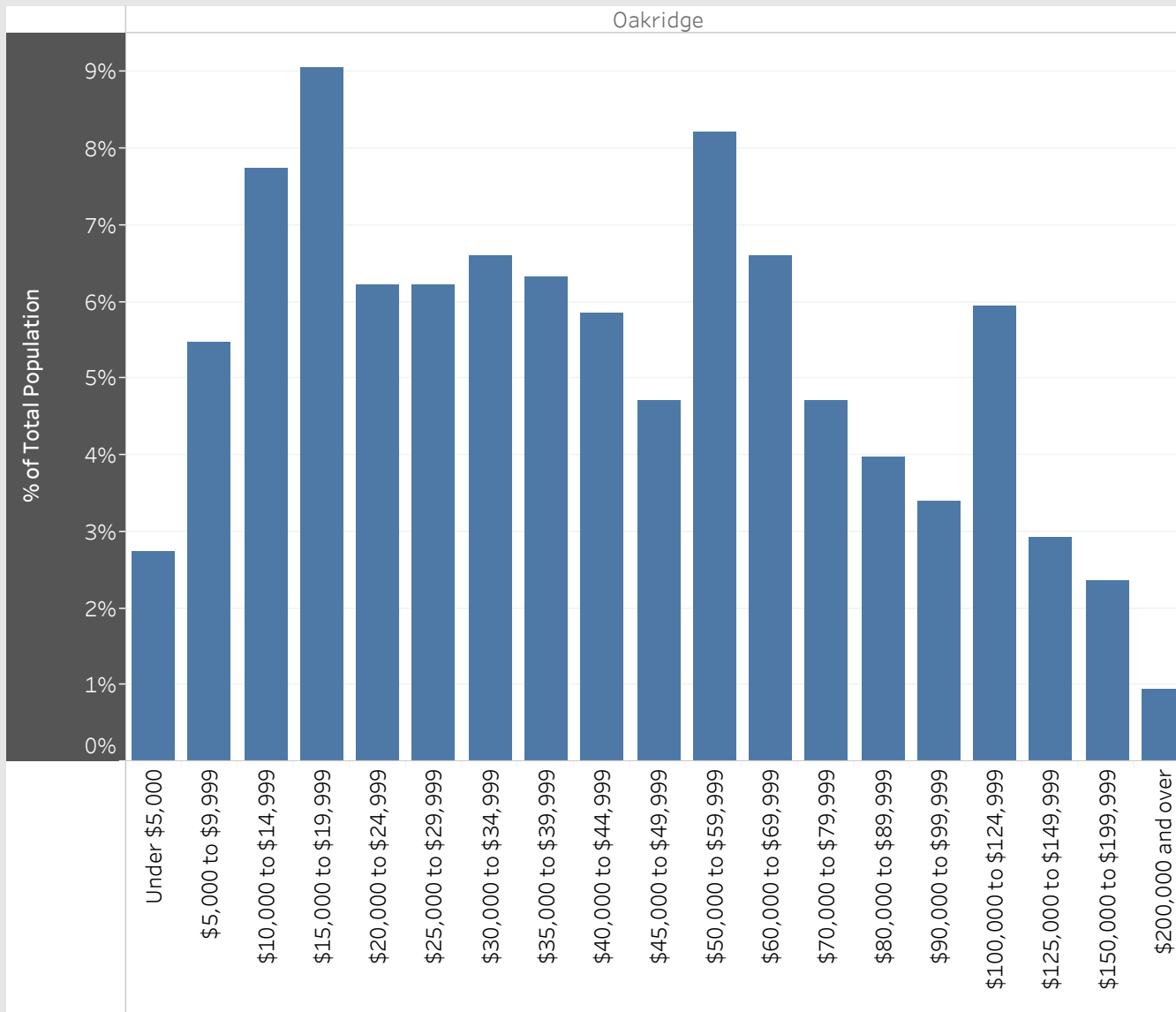


Oakridge
Neighbourhood Breakdown
July 1st, 2015 - March 31st, 2018

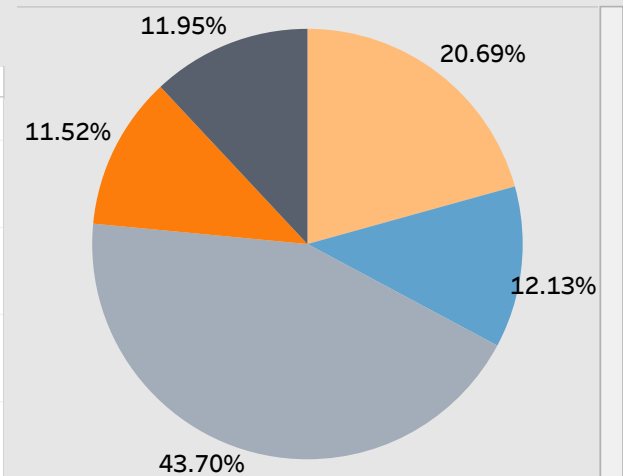


2016 StatsCan Data

Household Income in Oakridge



Age



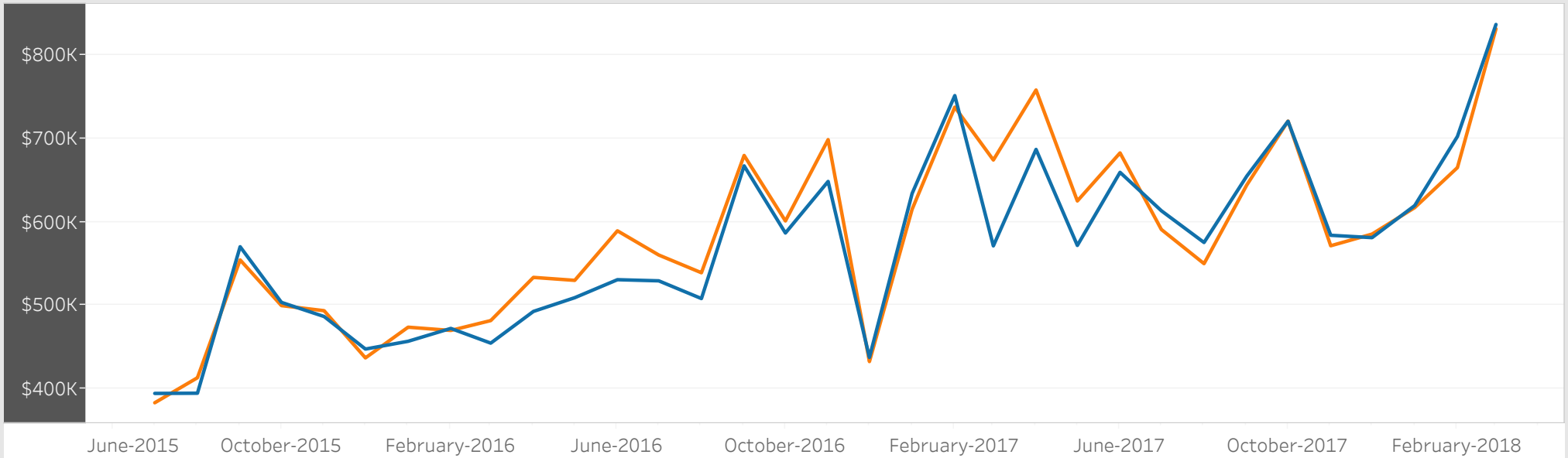
- Children (0-14 years)
- Youth (15-24 years)
- Working Age (25-54 years)
- Pre-retirement (55-64 years)
- Seniors (65+ years)

Visible Minorities

South Asian	35.26%
Not a visible minority	24.72%
Black	18.36%
Chinese	5.18%
Filipino	4.96%
West Asian	4.41%
Multiple visible minorities	2.06%
Visible minority; n.i.e.	1.76%
Latin American	1.07%
Arab	0.92%
Southeast Asian	0.92%
Korean	0.22%
Japanese	0.18%

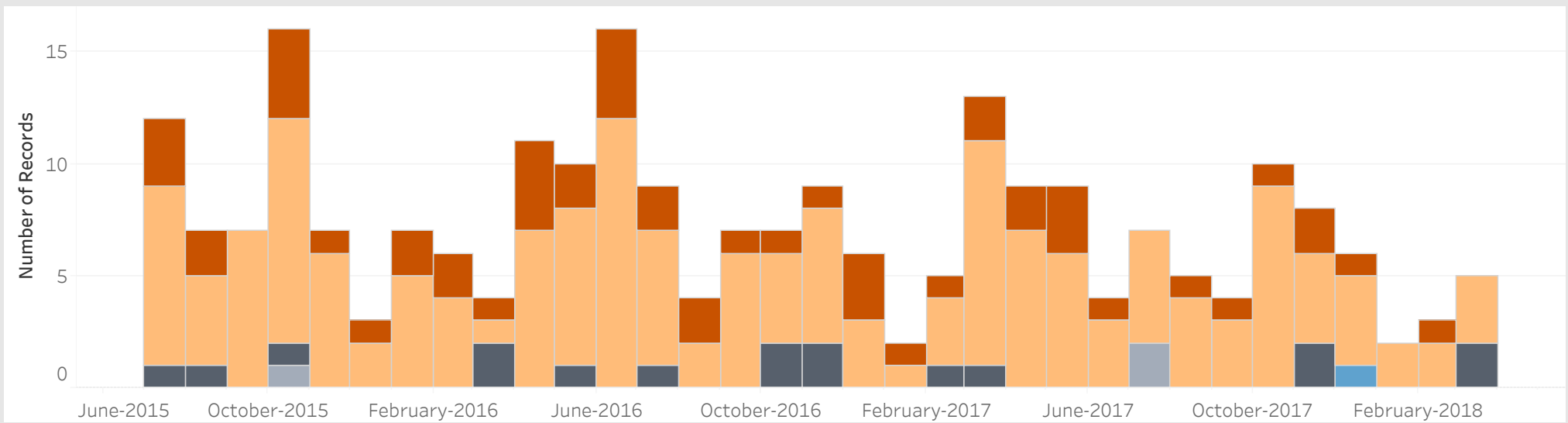
Average Sold Price vs. Average Ask Price in Oakridge

■ Avg. List Price ■ Avg. Sold Price



Properties Sold in Oakridge by Month

■ Condo ■ Detached ■ Semi-Detached ■ Townhouse ■ Other



Data

Month, Day, Year of Sold Date	Address1	Property Type	Bedrooms	Washrooms	Days on the Market	List Price	Sold Price
5 July, 2015	38 Byng Ave, Toronto	Detached	2	1	7	\$354K	\$350K
6 July, 2015	17 Emmott Ave, Toronto	Detached			8	\$400K	\$405K
	214, 3520 Danforth Ave, Toronto	Condo	1	1	91	\$268K	\$255K
9 July, 2015	106 Robinson Ave, Toronto	Detached	3	3	32	\$534K	\$529K
11 July, 2015	3 August Ave, Toronto	Detached	1	1	17	\$369K	\$355K
12 July, 2015	37 Madelaine Ave, Toronto	Detached	3	3	77	\$609K	\$530K
13 July, 2015	408, 3520 Danforth Ave, Toronto	Condo	1	1	127	\$235K	\$230K
14 July, 2015	38 Scotia Ave, Toronto	Detached	1	1	7	\$400K	\$420K
15 July, 2015	13 Robinson Ave, Toronto	Detached	3	1	7	\$369K	\$385K
17 July, 2015	84 August Ave, Toronto	Semi-Detached	3	2	52	\$524K	\$495K
23 July, 2015	507, 3520 Danforth Ave, Toronto	Condo	1	1	3	\$268K	\$241K
26 July, 2015	86 Patterson Ave, Toronto	Detached	2	1	6	\$400K	\$400K
11 August, 2015	48 Wolcott Ave, Toronto	Detached	3	2	8	\$490K	\$506K
13 August, 2015	7 Emmott Ave, Toronto	Detached	3	1	2	\$375K	\$401K
	1711, 757 Victoria Park Ave, Toronto	Condo	2	2	86	\$290K	\$280K
18 August, 2015	24 Emmott Ave, Toronto	Semi-Detached	3	2	4	\$319K	\$345K
19 August, 2015	88 Pharmacy Ave, Toronto	Detached	4	2	2	\$500K	\$500K
23 August, 2015	29 Mansion Ave, Toronto	Detached	3	3	4	\$500K	\$575K
27 August, 2015	711, 757 Victoria Park Ave, Toronto	Condo	2	2	13	\$287K	\$284K
1 September, 2015	5 Elba Ave, Toronto	Detached	3	2	62	\$569K	\$510K
8 September, 2015	2 Mack Ave, Toronto	Detached	2	1	35	\$399K	\$360K
10 September, 2015	16 August Ave, Toronto	Detached	3	2	6	\$600K	\$600K
14 September, 2015	48 Mcdonald Ave, Toronto	Detached	3	3	42	\$525K	\$520K
28 September, 2015	1 Lucy Ave, Toronto	Detached	4	4	11	\$749K	\$735K
	167 Leyton Ave, Toronto	Detached	2	2	8	\$500K	\$520K
30 September, 2015	35 Medford Ave, Toronto	Detached	3	2	3	\$649K	\$635K
1 October, 2015	1206, 757 Victoria Park Ave, Toronto	Condo	2	2	31	\$314K	\$306K
4 October, 2015	3 Lucy Ave, Toronto	Detached	4	4	17	\$749K	\$777K

Data

Month, Day, Year of Sold Date	Address1	Property Type	Bedrooms	Washrooms	Days on the Market	List Price	Sold Price
7 October, 2015	5 August Ave, Toronto	Detached	3	2	30	\$430K	\$420K
	26 Wanstead Ave, Toronto	Detached	3	3	17	\$670K	\$625K
12 October, 2015	89 Prairie Dr, Toronto	Detached	3	2	25	\$590K	\$582K
13 October, 2015	84 Leyton Ave, Toronto	Detached	2	2	29	\$550K	\$535K
18 October, 2015	501, 3520 Danforth Ave, Toronto	Condo	1	2	34	\$285K	\$285K
19 October, 2015	901, 757 Victoria Park Ave, Toronto	Condo	2	1	20	\$194K	\$191K
20 October, 2015	52 Mystic Ave, Toronto	Detached	3	2	2	\$449K	\$440K
24 October, 2015	14 Elba Ave, Toronto	Detached	2	2	2	\$430K	\$478K
25 October, 2015	27 August Ave, Toronto	Detached	4	4	34	\$740K	\$735K
27 October, 2015	88 Pharmacy Ave, Toronto	Detached	4	2	8	\$530K	\$515K
	1404, 757 Victoria Park Ave, Toronto	Condo	2	2	13	\$315K	\$315K
29 October, 2015	14 Medford Ave, Toronto	Semi-Detached	3	3	16	\$560K	\$553K
	23A Mystic Ave, Toronto	Detached	4	4	52	\$799K	\$810K
	3304 Danforth Ave, Toronto	Other	2	2	25	\$449K	\$425K
1 November, 2015	3 Coventry St, Toronto	Detached	3	5	49	\$729K	\$710K
2 November, 2015	10 Kenworthy Ave, Toronto	Detached	2	2	6	\$392K	\$430K
4 November, 2015	35 Mack Ave, Toronto	Detached	3	2	13	\$550K	\$540K
9 November, 2015	110 Prairie Dr, Toronto	Detached	3	3	8	\$499K	\$523K
23 November, 2015	1 Noganosh Rd, Toronto	Detached	3	2	15	\$539K	\$568K
	4 Thora Ave, Toronto	Detached	2	2	26	\$400K	\$400K
24 November, 2015	1202, 757 Victoria Park, Toronto	Condo	2	2	19	\$296K	\$283K
5 December, 2015	65 Medford Ave, Toronto	Detached	3	2	5	\$579K	\$565K
	86 Prairie Dr, Toronto	Detached	3	1	10	\$499K	\$496K
29 December, 2015	604, 3520 Danforth Ave, Toronto	Condo	1	1	72	\$264K	\$249K
1 January, 2016	201, 3520 Danforth Ave, Toronto	Condo	1	2	60	\$349K	\$345K
2 January, 2016	33 Mack Ave, Toronto	Detached	3	3	13	\$570K	\$570K
13 January, 2016	53 Wolcott Ave, Toronto	Detached	2	1	11	\$439K	\$486K
22 January, 2016	148 August Ave	Detached	2	2	15	\$550K	\$564K

Data

Month, Day, Year of Sold Date	Address1	Property Type	Bedrooms	Washrooms	Days on the Market	List Price	Sold Price
26 January, 2016	32 Vanbrugh Ave	Detached	2	2	15	\$650K	\$610K
27 January, 2016	1410, 757 Victoria Park Ave	Condo	2	2	30	\$309K	\$300K
29 January, 2016	16 Wanstead Ave	Detached	2	1	9	\$330K	\$440K
1 February, 2016	57 Byng Ave	Detached	0	2	6	\$599K	\$590K
2 February, 2016	303, 757 Victoria Park Ave	Condo	2	2	29	\$300K	\$290K
5 February, 2016	17 Mcdonald Ave	Detached	3	2	83	\$625K	\$605K
6 February, 2016	6 Wanstead Ave	Detached	2	2	8	\$499K	\$535K
9 February, 2016	311, 3520 Danforth Ave	Condo	1	1	34	\$280K	\$275K
14 February, 2016	27 Wanstead Ave	Detached	2	2	66	\$530K	\$523K
5 March, 2016	208, 757 Victoria Park Ave	Condo	2	2	1	\$299K	\$296K
8 March, 2016	56 Butterworth Ave	Semi-Detached	2	2	7	\$430K	\$450K
14 March, 2016	24 Butterworth Ave	Semi-Detached	3	3	10	\$620K	\$595K
29 March, 2016	578 Warden Ave	Detached	3	2	8	\$469K	\$585K
1 April, 2016	103 Prairie Dr	Detached	2	2	3	\$499K	\$600K
3 April, 2016	176 Danforth Rd	Detached	4	4	5	\$989K	\$970K
6 April, 2016	48 Medford Ave	Detached	3	2	6	\$580K	\$654K
	97 Pharmacy Ave	Detached	3	2	8	\$500K	\$575K
8 April, 2016	519 Warden Ave	Detached	4	3	1	\$600K	\$661K
12 April, 2016	406, 757 Victoria Park Ave	Condo	2	2	4	\$305K	\$300K
	408, 757 Victoria Park Ave, Toronto	Condo	2	1	21	\$225K	\$220K
20 April, 2016	55 Burn Hill Rd	Detached	4	4	6	\$598K	\$655K
22 April, 2016	309, 3520 Danforth Ave	Condo	1	1	9	\$270K	\$270K
27 April, 2016	41 St Dunstan Dr	Detached	3	2	7	\$550K	\$660K
28 April, 2016	602, 757 Victoria Park Ave	Condo	2	2	2	\$302K	\$302K
4 May, 2016	189 Danforth Rd	Detached	4	2	33	\$590K	\$510K
5 May, 2016	595 Warden Ave	Detached	3	3	18	\$629K	\$655K
	Ph703, 3520 Danforth Ave	Condo	2	2	9	\$399K	\$401K
7 May, 2016	31 Lucy Ave	Semi-Detached	3	1	8	\$380K	\$430K

Data

Month, Day, Year of Sold Date	Address1	Property Type	Bedrooms	Washrooms	Days on the Market	List Price	Sold Price
10 May, 2016	603, 3520 Danforth Ave	Condo	1	1	26	\$275K	\$268K
15 May, 2016	114 Denton Ave	Detached	3	1	2	\$550K	\$651K
19 May, 2016	59 Byng Ave	Detached	3	3	43	\$549K	\$535K
	88 Pharmacy Ave	Detached	4	2	2	\$580K	\$666K
21 May, 2016	67 St Dunstan Dr	Detached	2	2	3	\$588K	\$580K
30 May, 2016	59 Mystic Ave	Detached	4	3	5	\$550K	\$602K
2 June, 2016	1B Ardell Ave	Detached	4	4	5	\$800K	\$986K
3 June, 2016	121 Denton Ave	Detached	3	2	9	\$600K	\$718K
	608, 3520 Danforth Ave	Condo	1	1	9	\$300K	\$298K
6 June, 2016	66 Butterworth Ave	Detached	2	2	6	\$520K	\$807K
8 June, 2016	26 Wolcott Ave	Detached	4	3	11	\$600K	\$625K
	62 Butterworth Ave	Detached	2	2	15	\$399K	\$395K
10 June, 2016	36 Mystic Ave	Detached	4	4	9	\$960K	\$940K
13 June, 2016	161 Danforth Rd	Detached	3	2	8	\$539K	\$562K
16 June, 2016	42 August Ave	Detached	4	2	7	\$760K	\$750K
19 June, 2016	Ph 8, 3520 Danforth Ave	Condo	2	2	26	\$450K	\$435K
20 June, 2016	101 Denton Ave	Detached	3	3	6	\$538K	\$575K
24 June, 2016	507, 757 Victoria Park Ave	Condo	1	1	18	\$224K	\$233K
27 June, 2016	7 Emmott Ave	Detached	3	3	7	\$500K	\$601K
28 June, 2016	44 Mystic Ave	Detached	3	2	8	\$450K	\$465K
29 June, 2016	52 Mystic Ave	Detached	3	3	6	\$550K	\$726K
30 June, 2016	1403, 757 Victoria Park Ave	Condo	2	2	1	\$300K	\$311K
11 July, 2016	60 Robinson Ave	Semi-Detached	3	2	3	\$599K	\$741K
	61 Mcdonald Ave	Detached	3	4	13	\$699K	\$785K
12 July, 2016	17 August Ave	Detached	2	2	11	\$550K	\$500K
14 July, 2016	216, 3520 Danforth Ave	Condo	1	1	46	\$280K	\$270K
19 July, 2016	12 Elward Blvd	Detached	2	2	27	\$649K	\$642K
22 July, 2016	37 Wanstead Ave	Detached	4	2	7	\$550K	\$676K

Data

Month, Day, Year of Sold Date	Address1	Property Type	Bedrooms	Washrooms	Days on the Market	List Price	Sold Price
22 July, 2016	509, 3520 Danforth Ave	Condo	1	1	78	\$278K	\$268K
24 July, 2016	110A Robinson Ave	Detached	2	2	2	\$559K	\$570K
29 July, 2016	63 Mcdonald Ave	Detached	3	3	7	\$599K	\$590K
24 August, 2016	12 Milne Ave	Detached	3	3	6	\$600K	\$745K
26 August, 2016	215, 3520 Danforth Ave	Condo	1	1	29	\$283K	\$275K
	Ph 705, 3520 Danforth Ave	Condo	2	2	41	\$399K	\$381K
29 August, 2016	40 Mcdonald Ave	Detached	3	2	5	\$750K	\$755K
8 September, 2016	1 Kenworthy Ave	Detached	4	3	50	\$875K	\$855K
9 September, 2016	97 Byng Ave	Detached	3	3	14	\$649K	\$640K
13 September, 2016	907, 757 Victoria Park Ave	Condo	1	1	7	\$239K	\$260K
16 September, 2016	52 Albion Ave	Detached	3	3	6	\$499K	\$572K
21 September, 2016	39B Wolcott Ave	Detached	4	5	13	\$1,049K	\$1,020K
22 September, 2016	165 August Ave	Detached	4	3	8	\$859K	\$843K
23 September, 2016	15 August Ave	Detached	2	2	2	\$500K	\$567K
3 October, 2016	39A Wolcott Ave	Detached	4	5	5	\$1,139K	\$1,060K
5 October, 2016	404, 3520 Danforth Ave	Condo	1	1	35	\$289K	\$282K
12 October, 2016	25 Lucy Ave	Semi-Detached	2	2	8	\$375K	\$420K
14 October, 2016	7 Elward Blvd	Detached	2	2	8	\$500K	\$610K
17 October, 2016	109 Robinson Ave	Detached	3	2	6	\$579K	\$625K
20 October, 2016	38 Robinson Ave	Semi-Detached	3	3	35	\$725K	\$655K
31 October, 2016	110 Robinson Ave	Detached	2	2	4	\$499K	\$555K
1 November, 2016	16 Butterworth Ave	Detached	4	3	4	\$900K	\$952K
3 November, 2016	151 Byng Ave	Detached	3	4	7	\$750K	\$760K
4 November, 2016	110 Denton Ave	Detached	3	3	2	\$699K	\$890K
7 November, 2016	83 Byng Ave	Semi-Detached	3	2	10	\$649K	\$633K
8 November, 2016	116 Newport Ave	Semi-Detached	3	2	5	\$500K	\$615K
10 November, 2016	103 Denton Ave	Detached	1	1	7	\$389K	\$395K
16 November, 2016	49 Mystic Ave	Detached	3	3	6	\$699K	\$816K

Data

Month, Day, Year of Sold Date	Address1	Property Type	Bedrooms	Washrooms	Days on the Market	List Price	Sold Price
20 November, 2016	10 Leyton Ave	Detached	3	3	10	\$750K	\$725K
30 November, 2016	806, 757 Victoria Park Ave	Condo	2	2	0	\$500K	\$501K
5 December, 2016	82 August Ave	Detached	3	1	47	\$650K	\$635K
7 December, 2016	1507, 757 Victoria Park Ave	Condo	1	1	1	\$259K	\$280K
9 December, 2016	25 Robinson Ave	Detached	2	2	17	\$500K	\$485K
22 December, 2016	315, 3520 Danforth Ave	Condo	1	1	10	\$309K	\$305K
23 December, 2016	516, 3520 Danforth Ave	Condo	1	1	15	\$316K	\$309K
25 December, 2016	19 Medford Ave	Detached	3	2	21	\$590K	\$580K
4 January, 2017	5 Macey Ave	Detached	4	3	5	\$780K	\$750K
10 January, 2017	1105, 757 Victoria Park Ave	Condo	2	2	28	\$488K	\$480K
12 February, 2017	87 Byng Ave	Semi-Detached	3	2	9	\$699K	\$691K
15 February, 2017	41 Wolcott Ave	Detached	3	1	0	\$910K	\$910K
18 February, 2017	19 Robinson Ave	Detached	3	2	1	\$558K	\$558K
20 February, 2017	32 Newport Ave	Detached	4	5	12	\$1,300K	\$1,250K
26 February, 2017	212, 3520 Danforth Ave	Condo	1	1	10	\$290K	\$279K
1 March, 2017	24 Robinson Ave	Detached	2	2	1	\$480K	\$559K
7 March, 2017	62 Mystic Ave	Detached	3	3	7	\$600K	\$805K
9 March, 2017	127 Leyton Ave	Detached	3	2	1	\$599K	\$775K
15 March, 2017	757 Victoria Park Ave	Condo	2	2	0	\$399K	\$450K
17 March, 2017	15 Mystic Ave	Detached	3	2	4	\$599K	\$720K
	807, 757 Victoria Park Ave	Condo	1	1	7	\$300K	\$311K
23 March, 2017	12 Coventry St	Semi-Detached	3	3	8	\$650K	\$653K
24 March, 2017	36 Wolcott Ave	Detached	4	2	0	\$770K	\$770K
27 March, 2017	1 Milne Ave	Detached	3	2	6	\$699K	\$806K
	491 Warden Ave	Detached	2	2	10	\$680K	\$712K
28 March, 2017	150 Leyton Ave	Detached	2	1	7	\$500K	\$712K
	178 Danforth Rd	Detached	2	2	7	\$550K	\$766K
29 March, 2017	96 Wanstead Ave	Detached	2	2	7	\$599K	\$725K

Data

Month, Day, Year of Sold Date	Address1	Property Type	Bedrooms	Washrooms	Days on the Market	List Price	Sold Price
2 April, 2017	15 Kenworthy Ave	Detached	2	2	6	\$649K	\$735K
	35 Butterworth Ave, Toronto	Detached	3	2	7	\$900K	\$1,110K
4 April, 2017	70 St Dunstan Dr	Detached	2	2	1	\$530K	\$715K
13 April, 2017	5 Elba Ave	Detached	3	2	7	\$760K	\$730K
	106 Denton Ave	Detached	2	2	0	\$650K	\$795K
23 April, 2017	517, 3520 Danforth Ave	Condo	1	1	11	\$350K	\$350K
26 April, 2017	32 Butterworth Ave	Detached	4	3	16	\$799K	\$870K
28 April, 2017	176 Leyton Ave	Detached	4	4	7	\$1,189K	\$1,120K
29 April, 2017	609, 3520 Danforth Ave	Condo	1	1	9	\$355K	\$398K
1 May, 2017	110 Leyton Ave	Detached	2	2	4	\$599K	\$889K
4 May, 2017	19 Byng Ave	Detached	4	3	7	\$575K	\$715K
7 May, 2017	472 Warden Ave	Detached	3	2	14	\$699K	\$726K
8 May, 2017	402, 757 Victoria Park Ave	Condo	2	2	17	\$399K	\$410K
10 May, 2017	30 St Dunstan Dr	Detached	4	3	8	\$799K	\$785K
11 May, 2017	608, 757 Victoria Park Ave	Condo	1	1	0	\$319K	\$350K
12 May, 2017	86 Madelaine Ave	Detached	1	2	10	\$500K	\$500K
13 May, 2017	47 Butterworth Ave	Detached	1	1	1	\$925K	\$925K
29 May, 2017	312, 3520 Danforth Ave	Condo	1	1	16	\$330K	\$325K
13 June, 2017	52 Robinson Ave, Toronto	Detached	2	2	2	\$600K	\$688K
22 June, 2017	801, 757 Victoria Park Ave	Condo	1	1	1	\$300K	\$300K
23 June, 2017	37 Mcdonald Ave	Detached	5	4	31	\$1,200K	\$1,135K
28 June, 2017	10 Landry Ave	Detached	3	2	7	\$538K	\$608K
7 July, 2017	192 Danforth Rd	Detached	3	2	10	\$695K	\$672K
19 July, 2017	30 Mcdonald Ave	Detached	2	2	1	\$649K	\$649K
22 July, 2017	10 Wanstead Ave	Detached	2	2	3	\$699K	\$705K
23 July, 2017	70 Newport Ave	Detached	3	2	12	\$600K	\$515K
26 July, 2017	43 Mcdonald Ave	Detached	2	2	42	\$600K	\$570K
	99A Leyton Ave	Other		0	58	\$525K	\$513K

Data

Month, Day, Year of Sold Date	Address1	Property Type	Bedrooms	Washrooms	Days on the Market	List Price	Sold Price
26 July, 2017	99B Leyton Ave	Other		0	58	\$525K	\$513K
9 August, 2017	7 Balford Ave	Detached	5	3	26	\$799K	\$799K
18 August, 2017	174 Byng Ave	Detached	2	1	95	\$579K	\$495K
22 August, 2017	49 Mack Ave	Detached	3	2	36	\$649K	\$630K
28 August, 2017	21 August Ave	Detached	1	2	6	\$499K	\$495K
30 August, 2017	202, 3520 Danforth Ave	Condo	1	1	34	\$350K	\$330K
15 September, 2017	414, 3520 Danforth Ave Ave	Condo	1	1	10	\$320K	\$326K
16 September, 2017	477 Warden Ave	Detached	3	2	10	\$800K	\$790K
23 September, 2017	50 Leyton Ave	Detached	3	4	0	\$900K	\$850K
27 September, 2017	15 Kenworthy Ave	Detached	2	2	15	\$599K	\$610K
4 October, 2017	18 Mack Ave	Detached	1	1	2	\$495K	\$520K
5 October, 2017	52 Robinson Ave	Detached	2	2	6	\$650K	\$725K
6 October, 2017	87 Prairie Dr	Detached	3	4	147	\$887K	\$850K
11 October, 2017	14 B Butterworth Ave	Detached	3	4	8	\$969K	\$960K
14 October, 2017	14A Butterworth Ave	Detached	3	4	1	\$998K	\$998K
	39 Byng Ave	Detached	4	4	3	\$868K	\$845K
20 October, 2017	48 August Ave	Detached	3	2	4	\$599K	\$588K
23 October, 2017	14 Landry Ave	Detached	3	1	13	\$650K	\$645K
26 October, 2017	49 Medford Ave	Detached	2	2	23	\$630K	\$620K
27 October, 2017	604, 757 Victoria Park Ave E	Condo	2	2	32	\$460K	\$457K
3 November, 2017	139 Byng Ave	Detached	2	2	14	\$680K	\$637K
10 November, 2017	72 Madelaine Ave	Detached	3	3	31	\$600K	\$590K
14 November, 2017	20 Thora Ave	Semi-Detached	2	2	11	\$599K	\$580K
17 November, 2017	1212, 757 Victoria Park Ave	Condo	1	1	11	\$334K	\$350K
18 November, 2017	18 Robinson Ave	Detached	2	1	33	\$549K	\$540K
24 November, 2017	37 Robinson Ave	Detached	3	3	10	\$799K	\$780K
28 November, 2017	14 Newport Ave	Semi-Detached	3	2	4	\$660K	\$655K
	204, 757 Victoria Park Ave	Condo	2	2	31	\$450K	\$438K

Data

Month, Day, Year of Sold Date	Address1	Property Type	Bedrooms	Washrooms	Days on the Market	List Price	Sold Price
5 December, 2017	4 Wanstead Ave	Detached	2	2	5	\$579K	\$640K
	1103, 757 Victoria Park Ave	Condo	2	2	14	\$440K	\$430K
6 December, 2017	32 Byng Ave	Detached	2	1	9	\$389K	\$385K
9 December, 2017	120 Leyton Ave	Detached	3	3	21	\$749K	\$715K
10 December, 2017	24 Coventry St	Townhouse	3	3	4	\$639K	\$634K
18 December, 2017	13 Robinson Ave	Detached	2	2	15	\$690K	\$708K
4 January, 2018	10 Medford Ave	Detached	3	2	23	\$630K	\$625K
25 January, 2018	10 Butterworth Ave	Detached	2	2	7	\$609K	\$609K
14 February, 2018	409, 3520 Danforth Ave	Condo	1	1	1	\$309K	\$320K
25 February, 2018	42 August Ave	Detached	4	2	1	\$949K	\$900K
26 February, 2018	85 Robinson Ave	Detached	4	3	5	\$849K	\$775K
8 March, 2018	145 Byng Ave	Detached	3	2	12	\$688K	\$673K
9 March, 2018	89 Byng Ave	Semi-Detached	3	2	2	\$699K	\$750K
16 March, 2018	33 Lucy Ave	Semi-Detached	2	2	3	\$399K	\$475K
20 March, 2018	19 Mcdonald Ave	Detached	4	4	17	\$1,199K	\$1,130K
23 March, 2018	21 Mcdonald Ave	Detached	4	4	29	\$1,199K	\$1,130K