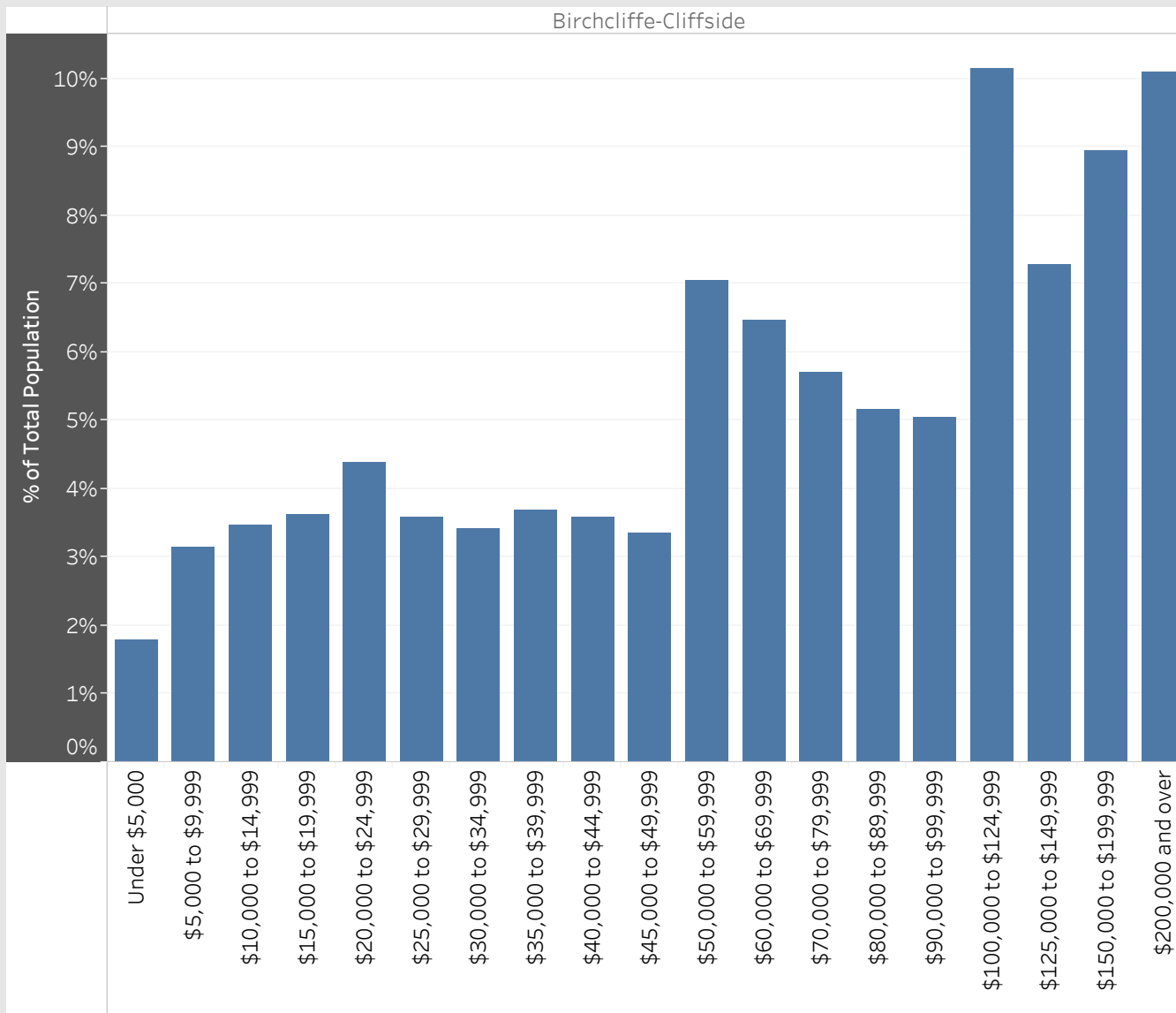


Birchcliffe-Cliffside  
Neighbourhood Breakdown  
July 1st, 2015 - March 31st, 2018

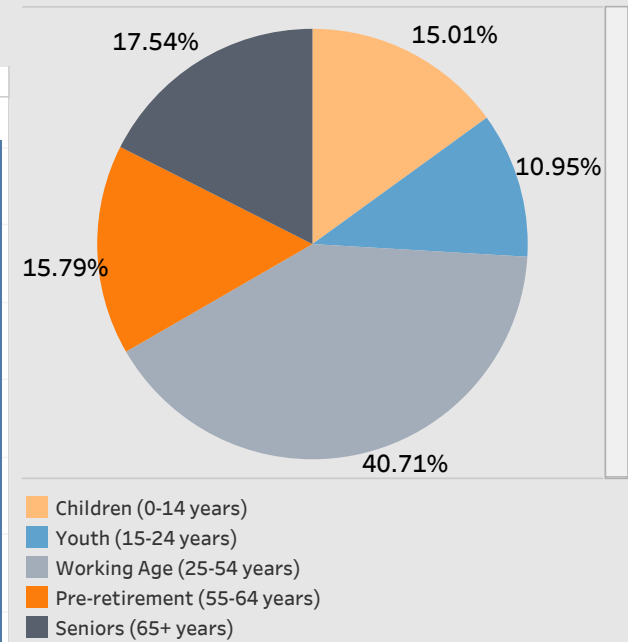


# 2016 StatsCan Data

## Household Income in Birchcliffe-Cliffside



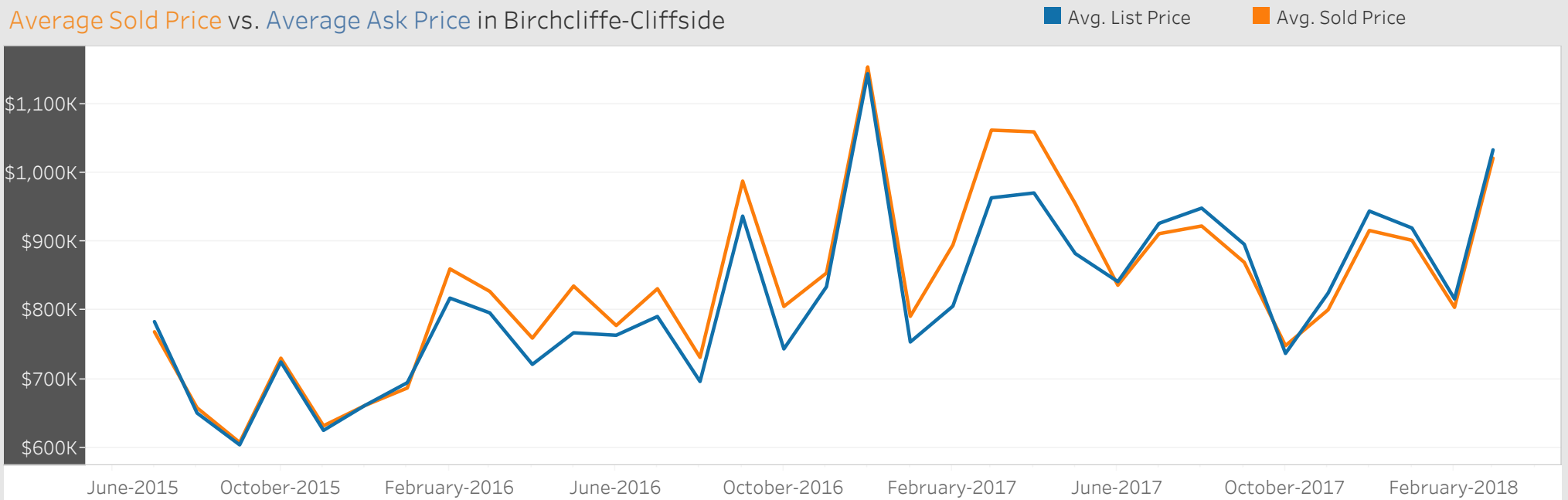
## Age



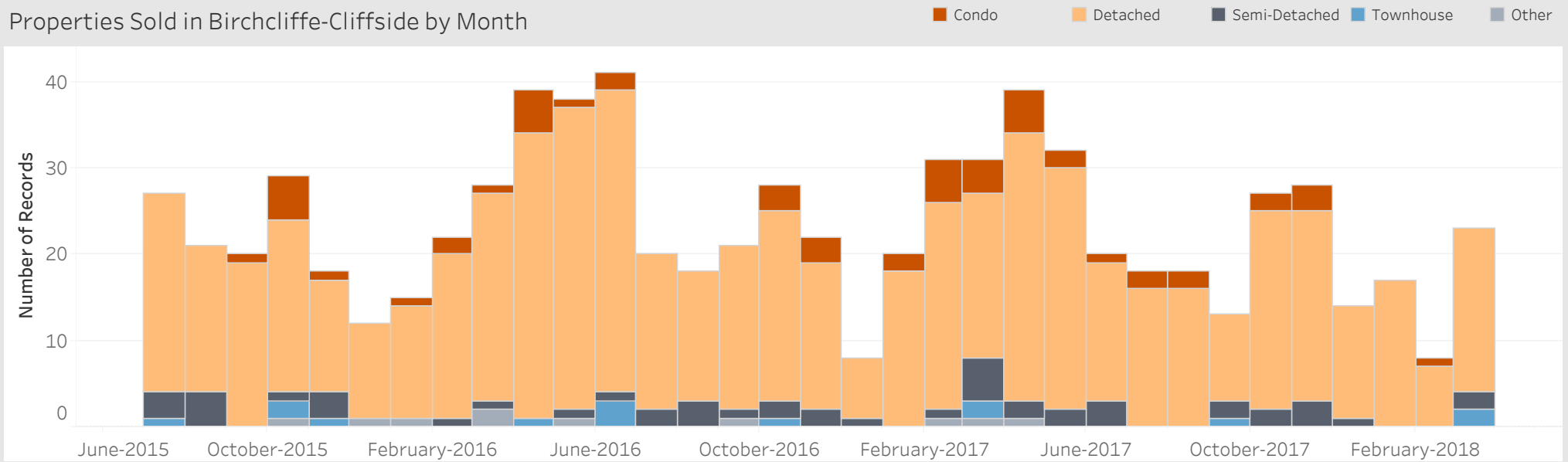
## Visible Minorities

Not a visible minority	73.56%
South Asian	6.48%
Chinese	5.49%
Black	4.11%
Filipino	3.83%
Multiple visible minorities	1.57%
Southeast Asian	1.22%
Latin American	1.04%
Japanese	0.90%
Visible minority; n.i.e.	0.74%
Arab	0.48%
West Asian	0.44%
Korean	0.14%

## Average Sold Price vs. Average Ask Price in Birchcliffe-Cliffside



## Properties Sold in Birchcliffe-Cliffside by Month



## Data

Month, Day, Year of Sold Date	Address1	Property Type	Bedrooms	Washrooms	Days on the Market	List Price	Sold Price
1 July, 2015	92 South Bonnington Ave, Toronto	Detached	2	2	30	\$570K	\$530K
3 July, 2015	1276 Kingston Rd, Toronto	Detached	2	2	4	\$670K	\$670K
4 July, 2015	51 Cliffside Dr, Toronto	Detached	3	2	6	\$675K	\$675K
7 July, 2015	181 Blantyre Ave, Toronto	Detached	4	4	1	\$1,289K	\$1,275K
9 July, 2015	35 Fallingbrook Dr, Toronto	Detached	4	4	3	\$1,869K	\$1,805K
	110 Lillington Ave, Toronto	Detached	2	4	112	\$750K	\$685K
	115 Lakeside Ave, Toronto	Detached	4	3	30	\$875K	\$835K
10 July, 2015	285 Birchmount Rd, Toronto	Detached	1	2	1	\$424K	\$424K
11 July, 2015	278 Swanwick Ave, Toronto	Semi-Detached	3	2	18	\$680K	\$665K
12 July, 2015	36 Cliffside Dr, Toronto	Detached	3	2	25	\$719K	\$695K
	126 Cornell Ave, Toronto	Detached	3	2	11	\$690K	\$700K
	177 Blantyre Ave, Toronto	Detached	4	4	33	\$1,099K	\$1,060K
17 July, 2015	22 East Rd, Toronto	Detached	3	2	12	\$699K	\$685K
	123 Highview Ave, Toronto	Detached	2	2	3	\$489K	\$553K
	169 Courcelette Rd, Toronto	Detached	2	2	3	\$789K	\$755K
19 July, 2015	36 Haig Ave, Toronto	Detached	2	1	13	\$499K	\$533K
20 July, 2015	8 Rhydwen Ave, Toronto	Detached	2	2	7	\$569K	\$603K
	111 Kennedy Rd, Toronto	Detached	2	2	8	\$439K	\$483K
22 July, 2015	39 Ferncroft Dr, Toronto	Detached	2	2	9	\$700K	\$675K
	207 Blantyre Ave, Toronto	Semi-Detached	3	1	2	\$529K	\$590K
23 July, 2015	20& 20A Phenix Dr, Toronto	Detached	3	4	43	\$960K	\$930K
27 July, 2015	6 Kenmore Ave, Toronto	Semi-Detached	3	2	18	\$535K	\$525K
	9 Crescentwood Rd, Toronto	Detached	3	2	14	\$1,888K	\$1,750K
	39 Red Deer Ave, Toronto	Detached	2	2	7	\$570K	\$590K
28 July, 2015	1725 Kingston Rd, Toronto	Townhouse	3	3	27	\$730K	\$675K
29 July, 2015	24 Latham Ave, Toronto	Detached	2	2	43	\$600K	\$575K
30 July, 2015	124A Park St, Toronto	Detached	3	4	36	\$849K	\$815K
2 August, 2015	224 Blantyre Ave, Toronto	Detached	2	2	4	\$599K	\$660K

## Data

Month, Day, Year of Sold Date	Address1	Property Type	Bedrooms	Washrooms	Days on the Market	List Price	Sold Price
3 August, 2015	68 Kildonan Dr, Toronto	Detached	3	4	35	\$1,259K	\$1,185K
	116 Sandown Ave, Toronto	Detached	2	2	3	\$400K	\$400K
	135 Queensbury Ave, Toronto	Detached	3	2	18	\$660K	\$650K
4 August, 2015	33 Phillip Ave, Toronto	Detached	2	1	7	\$440K	\$489K
5 August, 2015	36 Vanbrugh Ave, Toronto	Detached	3	2	11	\$588K	\$577K
6 August, 2015	42 Heale Ave, Toronto	Detached	3	2	28	\$579K	\$579K
7 August, 2015	36 South Bonnington Ave, Toronto	Detached	3	2	10	\$500K	\$490K
10 August, 2015	16 Winston Ave, Toronto	Semi-Detached	2	2	6	\$628K	\$650K
11 August, 2015	170 Warden Ave, Toronto	Semi-Detached	3	2	1	\$550K	\$650K
15 August, 2015	64 Valhalla Blvd, Toronto	Detached	3	1	5	\$525K	\$525K
	1885 Kingston Rd, Toronto	Detached	3	3	38	\$700K	\$683K
16 August, 2015	7 Kingsbury Cres, Toronto	Detached	3	2	7	\$1,488K	\$1,401K
17 August, 2015	223 Kennedy Rd, Toronto	Detached	3	3	13	\$450K	\$450K
18 August, 2015	18 Haddon Ave, Toronto	Detached	3	3	7	\$600K	\$639K
	48 South Woodrow Blvd, Toronto	Detached	3	2	9	\$549K	\$536K
	271 Blantyre Ave, Toronto	Detached	2	2	7	\$659K	\$721K
22 August, 2015	216 Audrey Ave, Toronto	Semi-Detached	2	2	5	\$415K	\$451K
23 August, 2015	108 Dunnington Dr, Toronto	Detached	2	2	11	\$550K	\$526K
24 August, 2015	22 Kingsbury Cres, Toronto	Detached	3	2	54	\$1,000K	\$935K
	223 Audrey Ave, Toronto	Semi-Detached	2	2	6	\$525K	\$625K
1 September, 2015	4 Haddon Ave, Toronto	Detached	2	2	7	\$449K	\$460K
	29 Eastwood Ave, Toronto	Detached	3	2		\$650K	\$675K
	30 Claremore Ave, Toronto	Detached	4	3	44	\$580K	\$620K
	106 Sharpe St, Toronto	Detached	3	2	10	\$420K	\$410K
	133A Harding Blvd, Toronto	Detached	4	4	20	\$830K	\$808K
4 September, 2015	104 Claremore Ave, Toronto	Detached	2	2	15	\$500K	\$490K
8 September, 2015	226 Blantyre Ave, Toronto	Detached	4	4	22	\$1,149K	\$1,070K
9 September, 2015	29 South Edgely Ave, Toronto	Detached	2	2	22	\$490K	\$489K

## Data

Month, Day, Year of Sold Date	Address1	Property Type	Bedrooms	Washrooms	Days on the Market	List Price	Sold Price
13 September, 2015	48 Vanbrugh Ave, Toronto	Detached	3	2	12	\$499K	\$500K
15 September, 2015	728, 1091 Kingston Rd, Toronto	Condo	2	1	6	\$399K	\$416K
20 September, 2015	61 Manderley Dr, Toronto	Detached	2	2	6	\$570K	\$600K
21 September, 2015	93 Claremore Ave, Toronto	Detached	2	2	5	\$500K	\$571K
22 September, 2015	442 Midland Ave, Toronto	Detached	3	2	5	\$565K	\$560K
23 September, 2015	77 Dunnington Dr, Toronto	Detached	2	2	23	\$549K	\$532K
24 September, 2015	66 Kildonan Dr, Toronto	Detached	3	2	2	\$759K	\$760K
	140 South Edgely Ave, Toronto	Detached	4	4	9	\$830K	\$805K
28 September, 2015	74 Mcintosh St, Toronto	Detached	2	2	7	\$500K	\$578K
	84 Phillip Ave, Toronto	Detached	2	2	51	\$429K	\$410K
29 September, 2015	10 Highcliff Cres, Toronto	Detached	4	3	16	\$900K	\$887K
	14 Rhydwen Ave, Toronto	Detached	2	2	10	\$520K	\$515K
1 October, 2015	21 Baudina Cres, Toronto	Detached	3	2	8	\$650K	\$625K
3 October, 2015	27 Phillip Ave, Toronto	Detached	3	2	12	\$499K	\$537K
	40 Fallingbrook Rd, Toronto	Detached	3	2	26	\$1,199K	\$1,170K
	62 Harding Blvd, Toronto	Detached	3	2	3	\$670K	\$665K
	70 Eastwood Ave, Toronto	Detached	4	2	4	\$900K	\$885K
4 October, 2015	11 Haddon Ave, Toronto	Detached	3	2	26	\$520K	\$511K
5 October, 2015	106 Heale Ave, Toronto	Detached	2	2	6	\$540K	\$586K
	801, 1093 Kingston Rd, Toronto	Condo	2	2	67	\$595K	\$540K
8 October, 2015	17 Haslam St, Toronto	Detached	2	1	9	\$400K	\$425K
	378A Aylesworth Ave, Toronto	Detached	4	3	16	\$659K	\$650K
9 October, 2015	138 Dunnington Dr, Toronto	Detached	3	4	46	\$885K	\$875K
10 October, 2015	7 Parkland Rd, Toronto	Detached	4	4	62	\$1,599K	\$1,500K
13 October, 2015	50 Birchcliff Ave, Toronto	Detached	3	2	8	\$900K	\$920K
	107, 1093 Kingston Rd, Toronto	Condo	2	2	35	\$550K	\$535K
	316 Blantyre Ave, Toronto	Detached	2	2	9	\$499K	\$594K
15 October, 2015	604, 1350 Kingston Rd, Toronto	Condo	1	2	1	\$800K	\$860K

## Data

Month, Day, Year of Sold Date	Address1	Property Type	Bedrooms	Washrooms	Days on the Market	List Price	Sold Price
16 October, 2015	58 Craiglee Dr, Toronto	Detached	2	1	25	\$459K	\$452K
17 October, 2015	46 Park St, Toronto	Detached	3	1	4	\$550K	\$550K
	2535 Gerrard East St, Toronto	Townhouse	2	3	111	\$550K	\$550K
18 October, 2015	26 Crescentwood Rd, Toronto	Detached	4	3	6	\$1,190K	\$1,295K
	87 Vanbrugh Ave, Toronto	Detached	3	2	6	\$599K	\$610K
19 October, 2015	162 Highview Ave, Toronto	Detached	3	4	7	\$850K	\$853K
23 October, 2015	4 Kingsbury Cres, Toronto	Detached	2	2	2	\$899K	\$850K
	2232 Kingston Rd, Toronto	Other	3	3	61	\$450K	\$420K
24 October, 2015	1757 Kingston Rd, Toronto	Semi-Detached	3	3	2	\$695K	\$700K
25 October, 2015	253 Warden Ave, Toronto	Detached	3	1	7	\$475K	\$527K
	1555 Kingston Rd, Toronto	Townhouse	2	3	13	\$359K	\$355K
28 October, 2015	603, 1350 Kingston Rd, Toronto	Condo	1	3	2	\$480K	\$510K
	703, 1350 Kingston Rd, Toronto	Condo	1	3	2	\$1,600K	\$1,630K
1 November, 2015	115 Atlee Ave, Toronto	Detached	4	3	7	\$599K	\$700K
3 November, 2015	133 Heale Ave, Toronto	Detached	3	2	8	\$698K	\$689K
6 November, 2015	64 Courcelette Rd, Toronto	Detached	4	2	2	\$879K	\$890K
12 November, 2015	82 Warden Ave, Toronto	Detached	3	4	22	\$1,226K	\$1,226K
14 November, 2015	73 Hollis Ave, Toronto	Detached	2	2	2	\$446K	\$510K
15 November, 2015	159 Eastwood Ave, Toronto	Detached	3	3	90	\$430K	\$415K
16 November, 2015	141 South Edgely Ave, Toronto	Detached	1	1	7	\$399K	\$409K
18 November, 2015	479 Birchmount Rd, Toronto	Detached	3	3	3	\$425K	\$491K
19 November, 2015	19 Red Deer Ave, Toronto	Detached	4	5	18	\$1,089K	\$1,050K
21 November, 2015	11 Heale Ave, Toronto	Detached	3	2	38	\$550K	\$520K
22 November, 2015	47 Valhalla Blvd, Toronto	Semi-Detached	1	2	4	\$409K	\$450K
	305, 1093 Kingston Rd, Toronto	Condo	2	2	14	\$539K	\$525K
24 November, 2015	57 Briar Dale Blvd, Toronto	Detached	3	2	13	\$800K	\$767K
25 November, 2015	76 Birchmount Rd, Toronto	Semi-Detached	3	2	8	\$524K	\$500K
26 November, 2015	2535 Gerrard St, Toronto	Townhouse	3	3	7	\$700K	\$700K

## Data

Month, Day, Year of Sold Date	Address1	Property Type	Bedrooms	Washrooms	Days on the Market	List Price	Sold Price
27 November, 2015	61 Pinegrove Ave, Toronto	Detached	3	3	4	\$530K	\$545K
	127 Harding Blvd, Toronto	Semi-Detached	3	1	11	\$525K	\$525K
30 November, 2015	171 Mcintosh St, Toronto	Detached	2	2	15	\$490K	\$465K
3 December, 2015	2 Lynndale Rd, Toronto	Detached	2	1	6	\$895K	\$880K
5 December, 2015	54 Craiglee Dr, Toronto	Detached	2	1	4	\$425K	\$440K
6 December, 2015	385 Victoria Park Ave, Toronto	Detached	2	2	7	\$500K	\$540K
	1551 Kingston Rd, Toronto	Other	3	3	25	\$400K	\$380K
7 December, 2015	71 Phillip Ave, Toronto	Detached	2	2	6	\$440K	\$490K
	130 Queensbury Ave, Toronto	Detached	4	4	7	\$850K	\$831K
17 December, 2015	117 Birchcliff Ave, Toronto	Detached	3	2	35	\$669K	\$666K
18 December, 2015	59 Fallingbrook Rd, Toronto	Detached	2	2	11	\$950K	\$910K
	63 Birchcliff Ave, Toronto	Detached	3	3	51	\$680K	\$659K
20 December, 2015	127 Queensbury Ave, Toronto	Detached	3	2	4	\$679K	\$675K
21 December, 2015	69 Blantyre Ave, Toronto	Detached	3	4	7	\$1,000K	\$1,000K
22 December, 2015	233 Kennedy Rd, Toronto	Detached	2	2	12	\$450K	\$466K
7 January, 2016	414, 1350 Kingston Rd, Toronto	Condo	1	1	2	\$575K	\$605K
8 January, 2016	124 Kalmar Ave, Toronto	Detached	3	2	4	\$725K	\$708K
10 January, 2016	118 Dunnington Dr, Toronto	Detached	2	2	48	\$599K	\$645K
13 January, 2016	97A Craiglee Dr, Toronto	Detached	4	4	3	\$825K	\$829K
15 January, 2016	93 Highview Ave, Toronto	Detached	2	1	16	\$400K	\$380K
17 January, 2016	25 Phillip Ave, Toronto	Detached	3	2	15	\$600K	\$582K
	139 Warden Ave, Toronto	Detached	3	4	12	\$970K	\$979K
18 January, 2016	26 Fallingbrook Rd, Toronto	Detached	2	2	7	\$959K	\$900K
19 January, 2016	44 Sharpe St, Toronto	Other	3	3	16	\$675K	\$672K
21 January, 2016	14 Ridgemoor Ave	Detached	2	2	7	\$779K	\$816K
24 January, 2016	97B Craiglee Dr	Detached	4	4	6	\$825K	\$825K
26 January, 2016	112 Aylesworth Ave	Detached	3	2	19	\$550K	\$530K
	155 South Edgely Ave	Detached	2	2	112	\$450K	\$381K



## Data

Month, Day, Year of Sold Date	Address1	Property Type	Bedrooms	Washrooms	Days on the Market	List Price	Sold Price
29 January, 2016	86 Midland Ave	Detached	3	4	11	\$900K	\$903K
	95 Dunnington Dr	Detached	2	2	16	\$590K	\$550K
1 February, 2016	31 Highview Ave	Detached	2	2	7	\$580K	\$607K
	83 Dunnington Dr	Detached	3	4	84	\$849K	\$858K
5 February, 2016	38A North Woodrow Blvd	Detached	4	5	4	\$899K	\$890K
6 February, 2016	24 Fallingbrook Rd	Detached	4	2	4	\$950K	\$1,050K
7 February, 2016	405, 160 Fallingbrook Rd	Condo	1	1	26	\$475K	\$465K
8 February, 2016	7 Linton Ave	Detached	2	2	8	\$600K	\$661K
	1247 Kingston Rd	Detached	2	2	21	\$600K	\$580K
9 February, 2016	113 Blantyre Ave	Detached	3	2	7	\$879K	\$965K
11 February, 2016	123 Harding Blvd	Detached	3	2	12	\$629K	\$806K
13 February, 2016	39 Kalmar Ave	Detached	3	4	70	\$860K	\$886K
16 February, 2016	92 Birchmount Rd	Detached	2	2	7	\$475K	\$530K
	109 Lillington Ave	Detached	4	5	36	\$1,050K	\$950K
17 February, 2016	1 Windsor Ave	Detached	3	2	6	\$899K	\$892K
	6 Tilburn Pl	Detached	3	3	12	\$540K	\$652K
	601, 1350 Kingston Rd	Condo	1	1	63	\$340K	\$370K
18 February, 2016	5 Lynndale Rd	Detached	4	4	2	\$1,699K	\$1,850K
	6 Sonora Terr	Detached	2	3	6	\$599K	\$711K
20 February, 2016	162 Courcelette Rd	Detached	3	2	4	\$850K	\$900K
22 February, 2016	260 Blantyre Ave	Semi-Detached	2	2	84	\$529K	\$630K
25 February, 2016	43 Blantyre Ave	Detached	5	3	9	\$1,650K	\$1,655K
	43 Sandown Ave	Detached	4	6	45	\$1,359K	\$1,310K
27 February, 2016	93 Manderley Dr	Detached	2	2	2	\$679K	\$705K
2 March, 2016	24 Ridgemoor Ave	Detached	3	2	14	\$659K	\$640K
4 March, 2016	54 Glen Everest Rd	Other	9	11	78	\$1,700K	\$1,695K
7 March, 2016	46 Fallingbrook Dr	Detached	3	5	34	\$1,869K	\$1,815K
	52 Birchmount Rd	Detached	2	2	5	\$475K	\$490K

## Data

Month, Day, Year of Sold Date	Address1	Property Type	Bedrooms	Washrooms	Days on the Market	List Price	Sold Price
8 March, 2016	2 Parkland Rd	Detached	0	0	7	\$600K	\$751K
12 March, 2016	22 Hunt Club Dr	Detached	4	5	9	\$1,690K	\$1,680K
15 March, 2016	22 Phenix Dr	Detached	2	2	6	\$650K	\$675K
	69 Phillip Ave	Detached	3	1	5	\$499K	\$500K
16 March, 2016	57 Valhalla Blvd	Detached	2	2	6	\$599K	\$625K
17 March, 2016	7 Hunt Club Dr	Detached	4	4	15	\$1,239K	\$1,210K
21 March, 2016	12 Courcelette Rd	Detached	2	3	5	\$850K	\$930K
	65 Craiglee Dr	Detached	3	2	5	\$525K	\$558K
	99 Haslam St	Detached	3	3	6	\$500K	\$525K
22 March, 2016	5 Ferncroft Dr	Detached	2	1	7	\$725K	\$845K
24 March, 2016	58 Sharpe St	Detached	3	2	1	\$599K	\$699K
	364 Aylesworth Ave	Detached	3	4	7	\$650K	\$642K
	Th7, 1350 Kingston Rd	Condo	2	3	3	\$650K	\$683K
25 March, 2016	11 Heale Ave	Detached	3	4	11	\$680K	\$685K
	150 Aylesworth Ave	Detached	4	5	13	\$1,141K	\$1,085K
26 March, 2016	186 Courcelette Rd	Detached	3	3	7	\$849K	\$999K
28 March, 2016	12A Kenmore Ave	Semi-Detached	4	2	6	\$559K	\$585K
29 March, 2016	91 Atlee Ave	Detached	2	2	8	\$470K	\$689K
	104 Vanbrugh Ave	Detached	2	2	7	\$550K	\$545K
	114 Dunnington Dr	Detached	3	4	6	\$785K	\$780K
	918 Danforth Rd	Detached	4	6	7	\$898K	\$850K
30 March, 2016	78 South Edgely Ave	Detached	3	3	1	\$680K	\$675K
	103 Warden Ave	Detached	3	2	8	\$769K	\$901K
	1559 Kingston Rd	Other	5	4	190	\$435K	\$410K
2 April, 2016	59 Kalmar Ave	Detached	2	2	4	\$700K	\$705K
3 April, 2016	84 Highview Ave	Detached	4	3	25	\$694K	\$713K
4 April, 2016	Th8, 1350 Kingston Rd	Condo	2	3	53	\$650K	\$713K
5 April, 2016	110 Eastwood Ave	Detached	2	2	22	\$569K	\$555K

## Data

Month, Day, Year of Sold Date	Address1	Property Type	Bedrooms	Washrooms	Days on the Market	List Price	Sold Price
6 April, 2016	19 Crescentwood Rd	Detached	3	4	7	\$1,589K	\$1,700K
	130 Kalmar Ave	Detached	3	2	7	\$629K	\$715K
	306, 1350 Kingston Rd	Condo	2	2	2	\$540K	\$581K
	602, 1350 Kingston Rd	Condo	2	2	2	\$465K	\$503K
	712, 1091 Kingston Rd	Condo	1	1	2	\$400K	\$400K
7 April, 2016	12 Rathmore Ave	Detached	3	3	3	\$759K	\$770K
9 April, 2016	97 Sharpe St	Detached	2	2	3	\$550K	\$650K
10 April, 2016	39 Valhalla Blvd	Detached	4	3	3	\$965K	\$950K
11 April, 2016	11 Romana Dr	Detached	3	2	6	\$690K	\$803K
	289 Kennedy Rd	Detached	2	2	6	\$450K	\$540K
12 April, 2016	3 Bluewater Ave	Detached	2	2	11	\$759K	\$720K
13 April, 2016	1 Riviera Dr	Detached	2	2	21	\$779K	\$810K
	1561 Kingston Rd	Townhouse	3	3	4	\$469K	\$480K
14 April, 2016	24 North Dr	Detached	2	2	3	\$799K	\$890K
	64 Cornell Ave	Detached	0	0	14	\$550K	\$526K
	80 Dunnington Dr	Detached	3	4	21	\$950K	\$935K
15 April, 2016	31 Craiglee Dr	Detached	2	1	16	\$400K	\$425K
	47 Atlee Ave	Detached	4	4	3	\$649K	\$780K
	50 Vanbrugh Ave	Detached	1	2	45	\$575K	\$557K
	80 Eastwood Ave	Detached	3	1	1	\$580K	\$680K
16 April, 2016	4 Anndale Rd	Detached	3	2	0	\$910K	\$910K
	374 Aylesworth Ave	Detached	4	3	10	\$660K	\$717K
	507, 1093 Kingston Rd	Condo	2	2	36	\$590K	\$540K
18 April, 2016	24 Freeman St	Detached	2	1	3	\$600K	\$650K
	107 Queensbury Ave	Detached	3	3	52	\$798K	\$791K
19 April, 2016	34 Ferncroft Dr	Detached	2	2	2	\$870K	\$870K
	189 Mcintosh St	Detached	4	4	1	\$929K	\$965K
21 April, 2016	30 Preston St	Detached	4	4	26	\$949K	\$949K

## Data

Month, Day, Year of Sold Date	Address1	Property Type	Bedrooms	Washrooms	Days on the Market	List Price	Sold Price
21 April, 2016	60 Blantyre Ave	Detached	2	2	10	\$880K	\$910K
23 April, 2016	20 Kalmar Ave	Detached	3	2	10	\$630K	\$626K
25 April, 2016	32 Winston Ave	Detached	4	3	7	\$900K	\$995K
	248 Blantyre Ave	Detached	2	2	5	\$600K	\$830K
27 April, 2016	92 Manderley Dr	Detached	3	3	7	\$759K	\$786K
28 April, 2016	241 Warden Ave	Detached	2	2	7	\$600K	\$691K
29 April, 2016	22 Dodge Rd	Detached	4	3	24	\$1,299K	\$1,290K
1 May, 2016	71 Kildonan Dr	Detached	2	2	6	\$900K	\$1,118K
2 May, 2016	46 Valhalla Blvd	Detached	4	3	0	\$1,350K	\$1,325K
	90 Aylesworth Ave	Detached	2	2	5	\$549K	\$661K
3 May, 2016	339 Blantyre Ave	Semi-Detached	3	2	6	\$699K	\$810K
4 May, 2016	110 Preston St	Detached	3	2	7	\$499K	\$575K
5 May, 2016	101 Phillip Ave	Detached	2	2	3	\$550K	\$668K
	136 Sandown Ave	Detached	3	4	2	\$689K	\$770K
6 May, 2016	341 Birchmount Rd	Detached	2	3	3	\$539K	\$565K
8 May, 2016	918, 1091 Kingston Rd	Condo	2	2	6	\$589K	\$640K
9 May, 2016	7 Freeman St	Detached	1	2	5	\$520K	\$610K
	49 Blantyre Ave	Detached	3	2	6	\$980K	\$1,182K
	72 Red Deer Ave	Other		0	227	\$800K	\$735K
10 May, 2016	1 Anndale Rd	Detached	4	4	14	\$1,780K	\$1,800K
11 May, 2016	85 Pinegrove Ave	Detached	4	3	6	\$699K	\$712K
	157 Byng Ave	Detached	5	3	9	\$549K	\$580K
12 May, 2016	54 Kildonan Dr	Detached	3	4	3	\$1,199K	\$1,275K
13 May, 2016	350A Aylesworth Ave	Detached	3	4	5	\$700K	\$701K
14 May, 2016	9 Avalon Blvd	Detached	2	2	9	\$730K	\$811K
15 May, 2016	92 Eastwood Ave	Detached	2	2	6	\$600K	\$700K
	104 Wanstead Ave, Toronto	Detached	1	1	6	\$329K	\$387K
16 May, 2016	93 Courcelette Rd	Detached	3	3	7	\$1,100K	\$1,365K

## Data

Month, Day, Year of Sold Date	Address1	Property Type	Bedrooms	Washrooms	Days on the Market	List Price	Sold Price
17 May, 2016	6 Natal Ave	Detached	3	2	1	\$749K	\$745K
	6 Parkland Rd	Detached	3	2	6	\$899K	\$955K
18 May, 2016	30 Clonmore Dr	Detached	3	2	5	\$800K	\$853K
19 May, 2016	41 Park St	Detached	2	2	6	\$639K	\$700K
	163 South Edgely Ave	Detached	2	1	10	\$510K	\$625K
20 May, 2016	210 Aylesworth Ave	Detached	4	4	1	\$799K	\$850K
22 May, 2016	17 Sandown Ave	Detached	4	4	6	\$880K	\$865K
	27 Meadow Ave	Detached	1	2	73	\$545K	\$549K
24 May, 2016	56 Craiglee Dr	Detached	4	3	11	\$500K	\$648K
	61 Woodland Park Rd	Detached	3	3	7	\$929K	\$1,100K
25 May, 2016	34 Courcelette Rd	Detached	3	2	1	\$1,149K	\$1,250K
26 May, 2016	20 North Dr	Detached	2	2	6	\$725K	\$775K
	48 Lillington Ave	Detached	2	3	7	\$530K	\$580K
28 May, 2016	1260 Kingston Rd	Detached	2	2	10	\$725K	\$724K
29 May, 2016	100 Lillington Ave	Detached	3	1	5	\$500K	\$620K
31 May, 2016	34 Springbank Ave	Detached	3	2	7	\$979K	\$980K
	80 Claremore Ave	Detached	4	5	23	\$950K	\$930K
1 June, 2016	100 Warden Ave	Detached	3	2	8	\$998K	\$1,050K
	147 Audrey Ave N	Detached	3	2	6	\$699K	\$852K
	187 Blantyre Ave	Detached	3	2	13	\$699K	\$675K
	544 Midland Ave	Semi-Detached	3	1	7	\$530K	\$530K
3 June, 2016	411, 1350 Kingston Rd	Condo	1	1	3	\$375K	\$415K
	Th 6, 1350 Kingston Rd	Townhouse	1	2	3	\$580K	\$620K
4 June, 2016	49 Rhydwen Ave	Detached	3	4	32	\$865K	\$850K
6 June, 2016	183 Blantyre Ave	Detached	4	4	0	\$1,100K	\$1,250K
7 June, 2016	110 Sandown Ave	Detached	3	3	13	\$699K	\$750K
	131 Courcelette Rd	Detached	3	4	12	\$1,499K	\$1,440K
8 June, 2016	15 Natal Ave	Detached	2	2	6	\$499K	\$568K

## Data

Month, Day, Year of Sold Date	Address1	Property Type	Bedrooms	Washrooms	Days on the Market	List Price	Sold Price
8 June, 2016	123 Claremore Ave	Detached	2	2	13	\$499K	\$526K
9 June, 2016	57 Glen Everest Rd	Detached	2	2	6	\$690K	\$655K
10 June, 2016	404, 1350 Kingston Rd	Condo	2	2	4	\$460K	\$498K
	1278 Kingston Rd	Detached	3	2	3	\$750K	\$800K
11 June, 2016	54 Birchmount Rd	Detached	2	2	5	\$530K	\$525K
14 June, 2016	10 Red Deer Ave N	Detached	4	4	5	\$900K	\$880K
	92 Atlee Ave	Detached	4	2	6	\$700K	\$700K
	130 Claremore Ave	Detached	2	2	13	\$629K	\$629K
	236 Warden Ave	Detached	3	1	7	\$699K	\$653K
15 June, 2016	20 Anneke Rd	Detached	2	2	14	\$659K	\$675K
17 June, 2016	318 Blantyre Ave	Detached	3	2	14	\$625K	\$610K
19 June, 2016	6B Queensbury Ave	Detached	4	4	11	\$1,279K	\$1,301K
	113 Lillington Ave	Detached	3	2	4	\$515K	\$560K
20 June, 2016	93 Blantyre Ave	Detached	4	4	33	\$1,650K	\$1,585K
21 June, 2016	47 South Edgely Ave	Detached	4	3	7	\$670K	\$740K
	108A Hollis Ave	Detached	3	4	20	\$870K	\$870K
22 June, 2016	21 South Woodrow Blvd	Detached	2	1	10	\$509K	\$470K
	22 Haig Ave	Detached	4	3	7	\$1,150K	\$1,151K
	43 Mcintosh St	Detached	2	1	9	\$500K	\$490K
	69 Natal Ave	Detached	4	4	0	\$950K	\$935K
23 June, 2016	116 Pinegrove Ave	Detached	3	2	10	\$549K	\$660K
24 June, 2016	3, 1729 Kingston Rd	Townhouse	3	3	8	\$830K	\$850K
	37 Natal Ave	Detached	4	5	14	\$1,259K	\$1,245K
	59 Valhalla Blvd	Detached	2	2	15	\$725K	\$710K
26 June, 2016	1725 Kingston Rd	Townhouse	3	3	19	\$894K	\$880K
27 June, 2016	47 Lillington Ave	Detached	2	1	4	\$450K	\$450K
	100 Atlee Ave	Detached	3	2	7	\$600K	\$600K
29 June, 2016	141 Eastwood Ave	Detached	2	2	7	\$600K	\$625K

## Data

Month, Day, Year of Sold Date	Address1	Property Type	Bedrooms	Washrooms	Days on the Market	List Price	Sold Price
30 June, 2016	8 Parkland Rd	Detached	4	2	16	\$899K	\$868K
	1775 Kingston Rd	Detached	3	3	21	\$729K	\$749K
3 July, 2016	148 Eastwood Ave	Detached	3	2	12	\$599K	\$599K
4 July, 2016	94 Preston St	Detached	3	2	11	\$580K	\$786K
6 July, 2016	297 Birchmount Rd	Detached	2	1	7	\$530K	\$535K
8 July, 2016	150 Blantyre Ave	Semi-Detached	3	2	2	\$820K	\$795K
11 July, 2016	148 Courcelette Rd	Detached	2	3	7	\$850K	\$1,005K
13 July, 2016	52 Preston St	Detached	4	4	50	\$1,150K	\$1,100K
16 July, 2016	209 Blantyre Ave	Semi-Detached	3	2	3	\$700K	\$685K
19 July, 2016	2 Natal Ave	Detached	3	2	7	\$725K	\$722K
	118 Blantyre Ave	Detached	3	2	7	\$900K	\$960K
	361 Victoria Park Ave	Detached	3	3	19	\$725K	\$703K
20 July, 2016	32 Briar Dale Blvd	Detached	3	3	7	\$937K	\$999K
	100 Sandown Ave	Detached	3	2	6	\$660K	\$660K
	308 Kennedy Rd	Detached	3	1	5	\$400K	\$455K
22 July, 2016	8 Wynnview Crt	Detached	3	2	10	\$950K	\$940K
	40 Phillip Ave	Detached	3	3	8	\$700K	\$698K
23 July, 2016	209 Clonmore Dr	Detached	3	3	3	\$699K	\$840K
25 July, 2016	22 Eastmoor Cres	Detached	3	2	7	\$780K	\$901K
	41 Heale Ave	Detached	2	2	6	\$500K	\$627K
26 July, 2016	18 Ferncroft Dr	Detached	2	2	6	\$825K	\$916K
29 July, 2016	25 Parkland Rd	Detached	4	5	31	\$1,790K	\$1,700K
2 August, 2016	108 Aylesworth Ave	Detached	2	2	1	\$455K	\$440K
	196 Courcelette Rd	Detached	2	2	41	\$699K	\$650K
5 August, 2016	72 Haig Ave	Detached	3	3	3	\$878K	\$850K
	97 Haslam St	Detached	3	2	10	\$589K	\$655K
6 August, 2016	45 Valhalla Blvd	Detached	2	1	24	\$699K	\$699K
8 August, 2016	75 Vanbrugh Ave	Detached	2	2	6	\$550K	\$612K

Data

Month, Day, Year of Sold Date	Address1	Property Type	Bedrooms	Washrooms	Days on the Market	List Price	Sold Price
9 August, 2016	7 East Haven Dr	Detached	3	1	8	\$600K	\$675K
10 August, 2016	28 Lillington Ave	Detached	3	2	2	\$460K	\$491K
	161 Harding Blvd	Detached	2	2	8	\$599K	\$735K
11 August, 2016	1755 Kingston Rd	Semi-Detached	4	3	48	\$799K	\$800K
17 August, 2016	14 Elmview Dr	Detached	4	2	2	\$1,120K	\$1,110K
26 August, 2016	47 A Valhalla Blvd	Semi-Detached	1	2	1	\$500K	\$515K
28 August, 2016	70 Park St	Detached	3	1	2	\$600K	\$835K
29 August, 2016	1 Hunt Club Dr	Detached	1	2	7	\$950K	\$1,000K
	220 South Woodrow Blvd	Detached	2	1	5	\$400K	\$455K
30 August, 2016	47 Highview Ave	Detached	2	1	12	\$450K	\$453K
31 August, 2016	40 Clonmore Dr	Detached	4	5	9	\$1,600K	\$1,600K
	303 Victoria Park Ave	Semi-Detached	2	2	23	\$589K	\$592K
2 September, 2016	2 Lakewood Ave	Detached	5	6	123	\$1,628K	\$1,558K
9 September, 2016	73 Pinegrove Ave	Detached	4	4	3	\$800K	\$775K
12 September, 2016	162 Blantyre Ave	Detached	4	5	57	\$1,299K	\$1,250K
13 September, 2016	15 Victoria Park Ave	Detached	3	1	7	\$799K	\$981K
14 September, 2016	22 Kalmar Ave	Detached	3	2	6	\$650K	\$820K
	155 Eastwood Ave	Detached	2	2	27	\$600K	\$585K
15 September, 2016	38 Hunt Club Dr	Detached	2	2	3	\$899K	\$950K
	40 Rhydwen Ave	Detached	4	4	59	\$895K	\$880K
21 September, 2016	83 Dunnington Dr	Detached	3	4	2	\$880K	\$890K
	95 Vanbrugh Ave	Detached	2	2	6	\$550K	\$635K
24 September, 2016	208 Audrey Ave	Semi-Detached	1	2	2	\$540K	\$605K
26 September, 2016	41 Lynndale Rd	Detached	3	3	6	\$2,189K	\$2,415K
	43 Fishleigh Dr	Detached	2	2	7	\$1,590K	\$1,700K
	48 Woodland Park Rd	Detached	3	2	6	\$980K	\$1,100K
	81 Sharpe St	Detached	3	2	5	\$699K	\$730K
27 September, 2016	42 Sandown Ave	Detached	4	4	7	\$650K	\$650K



## Data

Month, Day, Year of Sold Date	Address1	Property Type	Bedrooms	Washrooms	Days on the Market	List Price	Sold Price
28 September, 2016	34 Anndale Rd	Detached	3	4	9	\$1,489K	\$1,450K
	101 Preston St	Detached	3	2	2	\$499K	\$650K
	147 Eastwood Ave	Detached	3	2	6	\$600K	\$700K
29 September, 2016	33 Hunt Club Dr	Detached	2	1	8	\$949K	\$949K
	2412 Kingston Rd	Other	2	3	17	\$490K	\$470K
1 October, 2016	18 Kingsbury Cres	Detached	3	2	5	\$1,099K	\$1,300K
	62 Haig Ave	Detached	3	3	2	\$1,099K	\$1,100K
2 October, 2016	9 Lynn Rd	Detached	3	3	4	\$970K	\$972K
	95 Kalmar Ave	Detached	4	4	19	\$1,290K	\$1,260K
4 October, 2016	8 Lakewood Ave	Detached	5	3	7	\$600K	\$756K
	100 Midland Ave	Detached	3	2	7	\$699K	\$775K
5 October, 2016	97 Preston St	Detached	3	2	7	\$630K	\$655K
	226 Aylesworth Ave	Detached	2	2	7	\$599K	\$620K
6 October, 2016	132 Courcelette Rd	Semi-Detached	3	2	0	\$899K	\$900K
	223 Kennedy Rd	Detached	3	3	25	\$570K	\$565K
11 October, 2016	49 Fallingbrook Rd	Detached	3	2	6	\$1,050K	\$1,380K
	100 Cornell Ave	Detached	3	2	1	\$800K	\$900K
13 October, 2016	18 Queensbury Ave	Detached	2	1	9	\$699K	\$705K
	51 Rhydwen Ave	Detached	2	1	1	\$499K	\$555K
14 October, 2016	8 East Rd	Detached	3	3	3	\$900K	\$989K
	18 Winston Ave	Semi-Detached	2	2	2	\$650K	\$720K
	35 Rhydwen Ave	Detached	2	2	17	\$539K	\$590K
17 October, 2016	39 Coalport Dr	Detached	3	2	5	\$649K	\$750K
18 October, 2016	44 Rodeo Ptwy	Townhouse	2	3	5	\$498K	\$525K
19 October, 2016	520, 1091 Kingston Rd	Condo	1	1	6	\$449K	\$473K
20 October, 2016	52 Claremore Ave	Detached	2	2	9	\$569K	\$640K
23 October, 2016	302, 1400 Kingston Rd	Condo	2	2	23	\$765K	\$820K
24 October, 2016	1 Mcintosh St	Detached	1	2	32	\$490K	\$481K

## Data

Month, Day, Year of Sold Date	Address1	Property Type	Bedrooms	Washrooms	Days on the Market	List Price	Sold Price
25 October, 2016	116 Natal Ave	Detached	3	3	6	\$700K	\$780K
26 October, 2016	4 Kenny Ave	Detached	4	5	8	\$1,297K	\$1,285K
27 October, 2016	5 Lynn Rd	Detached	3	2	8	\$799K	\$830K
	108 Pinegrove Ave	Detached	2	2	3	\$500K	\$500K
29 October, 2016	102, 1093 Kingston Rd	Condo	2	2	3	\$519K	\$729K
4 November, 2016	317, 1091 Kingston Rd	Condo	3	3	14	\$849K	\$845K
	809, 1093 Kingston Rd	Condo	2	2	4	\$589K	\$690K
5 November, 2016	21 Sharpe St	Detached	2	2	19	\$630K	\$613K
	28 Linton Ave	Detached	3	3	3	\$799K	\$919K
7 November, 2016	70 South Woodrow Blvd	Detached	3	4	2	\$799K	\$905K
8 November, 2016	36 Fallingbrook Rd	Detached	4	4	13	\$1,599K	\$1,579K
9 November, 2016	12 Phillip Ave	Detached	2	2	6	\$600K	\$597K
14 November, 2016	132 Haslam St	Detached	3	2	28	\$650K	\$645K
16 November, 2016	25 Malta St	Detached	2	2	3	\$499K	\$500K
	25 Northview Ave	Semi-Detached	3	1	2	\$629K	\$710K
17 November, 2016	38 Vanbrugh Ave	Detached	2	2	21	\$530K	\$510K
18 November, 2016	8 Red Deer Ave	Detached	4	3	11	\$1,288K	\$1,283K
19 November, 2016	42 Mcintosh St	Detached	2	2	26	\$598K	\$590K
22 November, 2016	133 Blantyre Ave	Detached	3	2	6	\$850K	\$975K
23 November, 2016	24 Eastmoor Cres	Detached	3	3	1	\$880K	\$880K
	1253 Kingston Rd	Detached	2	2	14	\$799K	\$795K
25 November, 2016	89 Sharpe St	Detached	1	1	17	\$600K	\$625K
	1002, 1093 Kingston Rd	Condo	2	2	3	\$949K	\$950K
27 November, 2016	14 Wood Glen Rd N	Detached	3	4	38	\$1,499K	\$1,430K
	82 Heale Ave	Semi-Detached	4	3	9	\$579K	\$652K
28 November, 2016	20 Park St	Detached	4	4	5	\$1,149K	\$1,130K
29 November, 2016	11 Aylesworth Ave	Detached	3	4	19	\$989K	\$968K
1 December, 2016	48 Queensbury Ave	Detached	3	2	0	\$789K	\$870K

## Data

Month, Day, Year of Sold Date	Address1	Property Type	Bedrooms	Washrooms	Days on the Market	List Price	Sold Price
6 December, 2016	93 South Bonnington Ave	Detached	3	2	6	\$450K	\$620K
8 December, 2016	117 Warden Ave	Detached	2	2	42	\$850K	\$828K
12 December, 2016	38 Springbank Ave	Detached	4	5	18	\$1,850K	\$1,820K
14 December, 2016	35 Fishleigh Dr	Detached	4	6	22	\$2,999K	\$2,850K
19 December, 2016	7 Wilkie Ave	Semi-Detached	3	2	6	\$590K	\$642K
20 December, 2016	25 Manderley Dr	Detached	2	2	34	\$685K	\$670K
22 December, 2016	118A Sandown Ave	Detached	4	4	37	\$939K	\$930K
4 January, 2017	113 Lakeside Ave	Detached	4	4	35	\$1,500K	\$1,400K
12 January, 2017	64 Claremore Ave	Detached	2	2	6	\$639K	\$678K
	130 Phillip Ave	Detached	2	1	3	\$590K	\$666K
13 January, 2017	3 Ionson Blvd	Detached	2	1	9	\$675K	\$730K
	63 Mcintosh St	Detached	4	4	24	\$1,000K	\$993K
	179 Kennedy Rd	Detached	2	2	59	\$650K	\$629K
15 January, 2017	313 Birchmount Rd E	Detached	3	2	9	\$589K	\$606K
16 January, 2017	83 Heale Ave	Detached	4	6	1	\$900K	\$895K
	146 Kennedy Rd	Detached	3	2	45	\$790K	\$770K
23 January, 2017	141 Fallingbrook Rd	Detached	2	3	6	\$1,075K	\$1,154K
24 January, 2017	22A Atlee Ave	Detached	3	1	7	\$550K	\$725K
	81 Coalport Dr	Detached	3	3	8	\$730K	\$802K
	113 Warden Ave	Detached	2	1	7	\$659K	\$850K
25 January, 2017	27 Craiglee Dr	Detached	2	2	0	\$549K	\$648K
27 January, 2017	106 Queensbury Ave	Detached	3	2	65	\$949K	\$920K
28 January, 2017	18 Rhydwen Ave	Detached	3	4	19	\$1,049K	\$998K
31 January, 2017	10 Willingdon Ave	Detached	2	1	8	\$600K	\$665K
	202, 1715 Kingston Rd	Condo	2	1	14	\$349K	\$349K
	550 Midland Ave	Detached	4	5	7	\$899K	\$1,010K
	716, 1100 Kingston Rd	Condo	1	1	13	\$337K	\$337K
1 February, 2017	114 Haslam St	Detached	3	2	9	\$729K	\$729K

## Data

Month, Day, Year of Sold Date	Address1	Property Type	Bedrooms	Washrooms	Days on the Market	List Price	Sold Price
1 February, 2017	165 Fallingbrook Rd	Detached	4	3	14	\$1,690K	\$1,640K
2 February, 2017	3 Linton Ave	Detached	3	2	3	\$892K	\$960K
3 February, 2017	10 Hunt Club Dr	Detached	4	5	65	\$1,850K	\$1,835K
5 February, 2017	103, 1400 Kingston Rd	Condo	2	2	23	\$570K	\$600K
7 February, 2017	52 Freeman St	Detached	3	4	1	\$850K	\$1,050K
8 February, 2017	40 South Bonnington Ave	Other		0	6	\$589K	\$605K
	340A Aylesworth Ave	Detached	4	4	0	\$899K	\$899K
9 February, 2017	67 Natal Ave	Detached	3	2	2	\$700K	\$745K
	127 Mcintosh St	Detached	3	2	7	\$525K	\$735K
10 February, 2017	100 Sharpe St	Detached	2	2	3	\$649K	\$750K
12 February, 2017	807, 1100 Kingston Rd	Condo	1	1	10	\$349K	\$349K
13 February, 2017	17 Queensbury Ave	Detached	2	2	4	\$820K	\$820K
	19 Willingdon Ave	Detached	4	4	2	\$925K	\$951K
	104 Hollis Ave	Detached	2	2	7	\$640K	\$838K
	104 Phillip Ave	Detached	2	2	6	\$650K	\$805K
	495 Warden Ave	Detached	2	1	7	\$700K	\$730K
15 February, 2017	298 Blantyre Ave	Detached	2	2	4	\$858K	\$980K
17 February, 2017	1231 Kingston Rd	Detached	2	2	9	\$849K	\$815K
20 February, 2017	7 Ferncroft Dr	Detached	2	2	7	\$900K	\$1,125K
	601, 1400 Kingston Rd	Condo	2	3	38	\$1,300K	\$1,300K
21 February, 2017	207, 160 Fallingbrook Rd	Condo	2	2	15	\$699K	\$750K
22 February, 2017	75 Heale Ave	Detached	3	2	6	\$588K	\$701K
23 February, 2017	8 Willingdon Ave	Detached	2	2	6	\$599K	\$730K
	21 Phillip Ave	Detached	3	1	6	\$730K	\$735K
26 February, 2017	44 Valhalla Blvd	Detached	3	4	5	\$999K	\$1,385K
27 February, 2017	23 Beachdale Ave	Detached	2	2	11	\$500K	\$780K
	63 Natal Ave	Detached	3	2	10	\$680K	\$875K
	403, 1100 Kingston Rd	Condo	3	2	21	\$789K	\$789K

## Data

Month, Day, Year of Sold Date	Address1	Property Type	Bedrooms	Washrooms	Days on the Market	List Price	Sold Price
28 February, 2017	82 Clonmore Dr	Detached	3	1	6	\$850K	\$908K
	363 Victoria Park Ave	Semi-Detached	3	1	0	\$620K	\$831K
1 March, 2017	153 Blantyre Ave	Detached	2	2	6	\$1,049K	\$1,025K
3 March, 2017	3 Harding Blvd	Detached	4	5	0	\$2,499K	\$2,500K
7 March, 2017	1 Valhalla Blvd	Detached	3	2	8	\$958K	\$1,150K
	32 Hollis Ave	Detached	3	2	5	\$699K	\$865K
8 March, 2017	113 Atlee Ave	Detached	3	1	9	\$670K	\$700K
9 March, 2017	187 Blantyre Ave	Detached	3	2	1	\$898K	\$860K
11 March, 2017	143 South Edgely Ave	Detached	3	2	3	\$800K	\$840K
13 March, 2017	6 White Birch Rd	Detached	3	2	6	\$1,088K	\$1,310K
	32 Phenix Dr	Detached	2	2	6	\$615K	\$752K
	315, 1091 Kingston Rd	Condo	1	1	5	\$470K	\$491K
14 March, 2017	163B Cornell Ave	Detached	4	5	7	\$1,249K	\$1,330K
15 March, 2017	5 East Haven Dr	Detached	3	2	1	\$700K	\$850K
	7 Kingsbury Cres	Detached	3	2	5	\$1,860K	\$1,958K
16 March, 2017	11 Queensgrove Rd	Detached	4	5	37	\$1,789K	\$1,788K
	54 Manderley Dr	Detached	3	2	6	\$600K	\$720K
	1736 Kingston Rd	Other	3	2	54	\$900K	\$875K
17 March, 2017	15 Lakeside Ave	Detached	5	5	8	\$2,800K	\$2,900K
18 March, 2017	115 Haslam St	Semi-Detached	3	2	9	\$699K	\$720K
	502, 1400 Kingston Rd	Condo	2	3	9	\$1,120K	\$1,120K
19 March, 2017	1437 Kingston Rd	Townhouse	1	2	12	\$559K	\$750K
22 March, 2017	56A Valhalla Blvd	Semi-Detached	3	2	0	\$700K	\$950K
23 March, 2017	731, 1091 Kingston Rd	Condo	2	2	7	\$629K	\$605K
27 March, 2017	19, 40 Rodeo Ptwy	Townhouse	2	3	17	\$580K	\$565K
	28 Claremore Ave	Semi-Detached	3	1	7	\$600K	\$655K
	51 Fishleigh Dr	Detached	3	2	6	\$1,700K	\$2,250K
	71 Manderley Dr	Detached	1	1	7	\$579K	\$725K

## Data

Month, Day, Year of Sold Date	Address1	Property Type	Bedrooms	Washrooms	Days on the Market	List Price	Sold Price
28 March, 2017	63 Haig Ave	Detached	2	2	5	\$750K	\$865K
	157 South Woodrow Blvd	Semi-Detached	3	2	7	\$700K	\$811K
29 March, 2017	250 Blantyre Ave	Semi-Detached	2	2	7	\$549K	\$701K
30 March, 2017	204, 160 Fallingbrook Rd	Condo	1	1	8	\$519K	\$603K
31 March, 2017	90 Birchmount Rd	Detached	2	2	28	\$540K	\$685K
2 April, 2017	403, 1093 Kingston Rd	Condo	2	2	6	\$719K	\$710K
3 April, 2017	123 Birchcliff Ave	Detached	2	1	6	\$699K	\$780K
4 April, 2017	23 White Birch Rd	Detached	3	2	14	\$1,099K	\$1,150K
	26 Anndale Rd	Detached	3	2	7	\$1,299K	\$1,500K
5 April, 2017	7 North Dr	Detached	3	1	9	\$899K	\$1,005K
6 April, 2017	4 Avalon Blvd	Detached	2	2	1	\$850K	\$850K
	28 Ferncroft Dr	Detached	4	5	8	\$1,749K	\$1,755K
	50 Atlee Ave	Detached	4	1	19	\$700K	\$850K
	65 Eastwood Ave	Detached	3	1	3	\$650K	\$837K
9 April, 2017	45 Natal Ave	Detached	2	1	2	\$600K	\$852K
	48 South Woodrow Blvd	Detached	3	3	8	\$799K	\$901K
	504, 1400 Kingston Rd	Condo	2	2	156	\$710K	\$740K
10 April, 2017	17 Courcelette Rd	Detached	2	2	7	\$979K	\$1,200K
	34 Valhalla Blvd	Detached	3	4	7	\$1,289K	\$1,321K
11 April, 2017	119 Queensbury Ave	Other	5	3	7	\$900K	\$1,050K
12 April, 2017	17 Windsor Ave	Detached	2	3	7	\$940K	\$999K
	36 White Birch Rd	Detached	1	2	8	\$799K	\$879K
	255 Kennedy Rd	Detached	2	1	9	\$550K	\$659K
14 April, 2017	2 Lynndale Rd	Detached	4	5	16	\$2,198K	\$2,100K
	38 Beachdale Ave	Detached	3	4	35	\$1,399K	\$1,350K
17 April, 2017	133 South Woodrow Blvd	Detached	4	4	2	\$899K	\$1,001K
19 April, 2017	126 Blantyre Ave	Semi-Detached	3	2	8	\$849K	\$988K
	512, 1093 Kingston Rd	Condo	1	1	15	\$470K	\$483K

## Data

Month, Day, Year of Sold Date	Address1	Property Type	Bedrooms	Washrooms	Days on the Market	List Price	Sold Price
20 April, 2017	126 Park St	Detached	2	2	0	\$800K	\$950K
22 April, 2017	214 Clonmore Dr	Detached	4	3	3	\$729K	\$900K
	804, 1100 Kingston Rd	Condo	1	1	24	\$489K	\$489K
23 April, 2017	85 South Bonnington Ave	Detached	3	2	6	\$599K	\$675K
24 April, 2017	9 Fallingbrook Woods	Detached	4	4	0	\$1,900K	\$1,875K
	76 Natal Ave	Detached	3	2	7	\$750K	\$905K
	256 Blantyre Ave	Semi-Detached	2	2	5	\$600K	\$724K
25 April, 2017	18 Ferncroft Dr	Detached	2	2	27	\$1,200K	\$1,134K
	61 Kildonan Dr	Detached	3	1	6	\$700K	\$989K
	101 Sharpe St	Detached	2	2	7	\$600K	\$806K
26 April, 2017	287/89 Victoria Park Ave	Detached	4	6	6	\$1,188K	\$1,200K
27 April, 2017	157 Byng Ave	Detached	3	4	27	\$899K	\$883K
	404, 160 Fallingbrook Rd	Condo	2	1	9	\$525K	\$655K
28 April, 2017	19 Hunt Club Dr	Detached	3	4	1	\$1,390K	\$1,600K
	112 Birchcliff Ave	Detached	3	2	3	\$750K	\$903K
29 April, 2017	44 Fallingbrook Dr	Detached	4	4	36	\$2,688K	\$2,668K
1 May, 2017	196 Aylesworth Ave	Semi-Detached	3	2	7	\$500K	\$631K
	479 Birchmount Rd, Toronto	Detached	3	3	1	\$650K	\$650K
2 May, 2017	3 Valhalla Blvd	Detached	2	2	7	\$729K	\$825K
	89 Park St	Detached	3	2	12	\$750K	\$870K
	93 Heale Ave	Detached	2	2	7	\$550K	\$670K
3 May, 2017	15 Valhalla Blvd	Detached	2	2	6	\$850K	\$950K
	136 Maybourne Ave	Detached	4	5	8	\$1,479K	\$1,481K
4 May, 2017	38 Red Deer Ave	Detached	4	4	3	\$1,290K	\$1,425K
5 May, 2017	23 Latham Ave	Detached	3	2	24	\$849K	\$830K
6 May, 2017	14 Beachdale Ave	Detached	2	2	2	\$589K	\$660K
	251 Kennedy Rd	Detached	4	2	8	\$599K	\$675K
8 May, 2017	119 Birchcliff Ave	Detached	3	3	6	\$990K	\$1,251K

## Data

Month, Day, Year of Sold Date	Address1	Property Type	Bedrooms	Washrooms	Days on the Market	List Price	Sold Price
9 May, 2017	5 Linton Ave	Detached	2	2	7	\$889K	\$990K
	29 Parkland Rd	Detached	2	2	7	\$849K	\$1,000K
	149 Mcintosh St	Detached	2	2	5	\$1,200K	\$1,275K
	263 Kennedy Rd	Detached	2	2	8	\$599K	\$700K
10 May, 2017	12 Freeman St	Detached	2	1	8	\$749K	\$690K
	17 Woodland Park Rd	Detached	4	4	2	\$1,599K	\$1,785K
	175 Mcintosh St	Detached	2	1	9	\$600K	\$695K
11 May, 2017	124 Sandown Ave	Detached	2	2	9	\$599K	\$670K
12 May, 2017	3 Heale Ave	Semi-Detached	3	2	11	\$750K	\$730K
15 May, 2017	110 Cornell Ave	Detached	3	3	6	\$860K	\$952K
16 May, 2017	47 White Birch Rd	Detached	2	2	0	\$910K	\$910K
17 May, 2017	1107, 1093 Kingston Rd	Condo	1	1	9	\$600K	\$580K
18 May, 2017	14 Parkview Hts	Detached	2	2	7	\$899K	\$1,101K
	281 Warden Ave, Toronto	Detached	2	2	31	\$699K	\$650K
22 May, 2017	92 Lakeside Ave	Detached	3	4	12	\$1,499K	\$1,489K
25 May, 2017	22 North Dr	Detached	4	4	2	\$2,000K	\$2,000K
29 May, 2017	34 Preston St	Detached	2	2	9	\$620K	\$730K
	44 Fishleigh Dr	Detached	3	3	13	\$999K	\$1,000K
30 May, 2017	17 Parkland Rd	Detached	2	2	6	\$900K	\$1,106K
31 May, 2017	402B, 1100 Kingston Rd	Condo	2	2	64	\$595K	\$595K
1 June, 2017	125 Cornell Ave	Detached	3	2	0	\$699K	\$700K
	2487 Gerrard St E	Detached	4	4	13	\$950K	\$925K
5 June, 2017	30 Sandown Ave	Semi-Detached	3	2	13	\$650K	\$630K
	83 Aylesworth Ave	Detached	2	1	1	\$479K	\$550K
	107 Vanbrugh Ave	Detached	3	2	4	\$885K	\$880K
7 June, 2017	16 Parkland Rd	Detached	2	2	15	\$899K	\$899K
	26 North Dr	Detached	4	4	14	\$1,649K	\$1,600K
14 June, 2017	38 Glen Everest Rd	Detached	3	2	0	\$699K	\$738K



## Data

Month, Day, Year of Sold Date	Address1	Property Type	Bedrooms	Washrooms	Days on the Market	List Price	Sold Price
15 June, 2017	36 Glen Everest Rd	Detached	3	2	7	\$640K	\$640K
	505, 1093 Kingston Rd	Condo	1	1	1	\$480K	\$470K
17 June, 2017	123 Cornell Ave	Detached	4	2	10	\$760K	\$740K
21 June, 2017	16 Crescentwood Rd	Detached	4	3	15	\$1,350K	\$1,300K
	20 Wood Glen Rd	Detached	2	2	6	\$990K	\$1,108K
	249 Victoria Park Ave	Semi-Detached	3	1	8	\$569K	\$587K
23 June, 2017	25 Ridgemoor Ave	Detached	2	2	55	\$700K	\$655K
	115 Claremore Ave	Detached	2	2	28	\$699K	\$700K
24 June, 2017	46 Avalon Blvd	Detached	3	2	10	\$799K	\$800K
28 June, 2017	5 Ionson Blvd	Detached	3	4	64	\$1,289K	\$1,225K
29 June, 2017	8 Winston Ave	Semi-Detached	3	2	17	\$888K	\$835K
30 June, 2017	55 Valhalla Blvd	Detached	2	2	8	\$759K	\$745K
2 July, 2017	620, 1091 Kingston Rd	Condo	2	2	9	\$625K	\$605K
6 July, 2017	25 Woodland Park Rd	Detached	4	5	14	\$1,399K	\$1,500K
	305, 1100 Kingston Rd	Condo	2	2	9	\$540K	\$540K
7 July, 2017	47 Rhydwen Ave	Detached	3	4	3	\$900K	\$955K
	180 Mcintosh St	Detached	3	1	3	\$649K	\$629K
10 July, 2017	56 Vanbrugh Ave	Detached	2	1	26	\$600K	\$575K
12 July, 2017	84 Blantyre Ave	Detached	3	5	27	\$2,950K	\$2,600K
13 July, 2017	19 Northview Ave	Detached	3	1	9	\$769K	\$750K
18 July, 2017	181 Clonmore Dr	Detached	1	1	6	\$599K	\$586K
22 July, 2017	282B Aylesworth Ave	Detached	4	5	12	\$989K	\$1,045K
23 July, 2017	1254 Kingston Rd	Detached	3	2	24	\$689K	\$767K
25 July, 2017	3 Briar Dale Blvd	Detached	2	2	6	\$829K	\$782K
	116 Hollis Ave	Detached	3	2	4	\$760K	\$770K
26 July, 2017	8 Kalmar Ave	Detached	3	3	36	\$900K	\$810K
27 July, 2017	324 Kennedy Rd	Detached	2	3	20	\$600K	\$623K
28 July, 2017	63 Birchcliff Ave	Detached	3	3	37	\$849K	\$825K

## Data

Month, Day, Year of Sold Date	Address1	Property Type	Bedrooms	Washrooms	Days on the Market	List Price	Sold Price
29 July, 2017	3 Latham Ave	Detached	3	3	5	\$849K	\$842K
31 July, 2017	81 Courcelette Rd	Detached	2	2	6	\$1,179K	\$1,200K
2 August, 2017	97 Birchcliff Ave	Detached	3	1	20	\$700K	\$663K
4 August, 2017	245 Mcintosh St	Detached	4	2	7	\$1,095K	\$1,020K
7 August, 2017	22 Windsor Ave	Detached	2	2	31	\$989K	\$975K
	313 Warden Ave	Detached	2	2	31	\$698K	\$676K
9 August, 2017	6 Phenix Dr	Detached	2	1	12	\$649K	\$642K
	66 Queensbury Ave	Detached	5	3	40	\$1,225K	\$1,120K
13 August, 2017	38 Craiglee Dr	Detached	2	2	1	\$795K	\$811K
17 August, 2017	130 Courcelette Rd	Detached	3	2	6	\$1,030K	\$1,020K
20 August, 2017	311, 1093 Kingston Rd	Condo	1	1	3	\$480K	\$475K
23 August, 2017	48 Midland Ave	Detached	3	2	2	\$900K	\$890K
	55 Cliffside Dr	Detached	3	3	35	\$799K	\$760K
	138 Warden Ave	Detached	2	1	49	\$749K	\$725K
24 August, 2017	132 Pinegrove Ave	Detached	3	2	36	\$700K	\$665K
25 August, 2017	47 Lynndale Rd	Detached	4	4	51	\$2,375K	\$2,200K
	51 Blantyre Ave	Detached	3	2	22	\$1,025K	\$1,151K
	406, 160 Fallingbrook Rd	Condo	2	1	18	\$545K	\$538K
28 August, 2017	67 Courcelette Rd	Detached	3	4	17	\$1,750K	\$1,715K
30 August, 2017	32 South Edgely Ave	Detached	2	1	1	\$569K	\$560K
5 September, 2017	110 Lakeside Ave	Detached	3	2	8	\$789K	\$816K
8 September, 2017	305 Aylesworth Ave	Detached	2	2	91	\$650K	\$605K
15 September, 2017	17 Winston Ave	Semi-Detached	2	1	2	\$598K	\$600K
16 September, 2017	28 Lynndale Rd	Detached	3	4	68	\$1,900K	\$1,830K
	37 Rodeo Ptwy	Townhouse	3	3	37	\$630K	\$585K
17 September, 2017	7 Anneke Rd	Detached	3	2	55	\$729K	\$635K
19 September, 2017	31 Queensgrove Rd	Detached	2	2	8	\$899K	\$900K
21 September, 2017	12 Wood Glen Rd	Detached	3	3	8	\$1,298K	\$1,265K

## Data

Month, Day, Year of Sold Date	Address1	Property Type	Bedrooms	Washrooms	Days on the Market	List Price	Sold Price
24 September, 2017	26 Sharpe St	Detached	2	1	2	\$575K	\$510K
25 September, 2017	67 Harding Blvd	Detached	3	3	11	\$990K	\$960K
27 September, 2017	22 Parkview Hts	Detached	2	2	7	\$1,099K	\$1,125K
	152 Blantyre Ave	Semi-Detached	3	2	2	\$850K	\$848K
28 September, 2017	327 Aylesworth Ave	Detached	3	2	9	\$640K	\$627K
4 October, 2017	182 Kennedy Rd	Detached	4	3	9	\$789K	\$810K
5 October, 2017	519, 1091 Kingston Rd	Condo	1	1	1	\$489K	\$507K
6 October, 2017	88 Craiglee Dr	Detached	3	3	23	\$759K	\$738K
	110 Preston St	Detached	3	2	17	\$620K	\$620K
10 October, 2017	83 Kalmar Ave	Detached	2	1	5	\$598K	\$545K
	141 South Edgely Ave	Detached	3	3	15	\$800K	\$780K
11 October, 2017	115 Harding Blvd	Detached	2	2	6	\$749K	\$745K
12 October, 2017	303 Warden Ave	Detached	2	1	2	\$298K	\$525K
13 October, 2017	29 Phillip Ave	Detached	3	2	21	\$659K	\$640K
	284 Aylesworth Ave E	Detached	3	2	46	\$717K	\$680K
14 October, 2017	39 Valhalla Blvd	Detached	4	3	32	\$1,230K	\$1,155K
16 October, 2017	35 Meadow Ave	Detached	3	2	38	\$799K	\$725K
	90 Dunington Dr	Detached	3	4	0	\$990K	\$1,120K
	175 Fallingbrook Rd	Detached	2	2	24	\$930K	\$880K
17 October, 2017	4 Hollis Ave	Detached	2	2	1	\$735K	\$730K
	503, 1093 Kingston Rd	Condo	2	2	1	\$689K	\$690K
18 October, 2017	156 Aylesworth Ave	Detached	3	2	21	\$590K	\$580K
19 October, 2017	21 Parkview Hts	Detached	2	2	1	\$1,099K	\$1,150K
20 October, 2017	26 Eastwood Ave	Detached	2	2	80	\$675K	\$616K
	63 Atlee Ave	Detached	2	2	18	\$800K	\$750K
21 October, 2017	319 Blantyre Ave	Semi-Detached	3	2	17	\$799K	\$800K
23 October, 2017	81 Coalport Dr	Detached	3	4	6	\$899K	\$1,155K
24 October, 2017	77 Natal Ave	Detached	3	1	8	\$650K	\$670K

## Data

Month, Day, Year of Sold Date	Address1	Property Type	Bedrooms	Washrooms	Days on the Market	List Price	Sold Price
28 October, 2017	78 Craiglee Dr	Detached	2	2	2	\$599K	\$608K
29 October, 2017	31 Highview Ave	Detached	2	2	5	\$675K	\$670K
30 October, 2017	35 South Edgely Ave	Detached	2	1	6	\$599K	\$655K
31 October, 2017	3A Heale Ave	Semi-Detached	3	2	0	\$670K	\$665K
1 November, 2017	1093 Kingston Rd	Condo	2	2	19	\$749K	\$720K
2 November, 2017	187 Fallingbrook Rd	Detached	2	2	0	\$880K	\$880K
3 November, 2017	103 South Bonnington Ave	Detached	2	2	14	\$575K	\$565K
4 November, 2017	9 East Rd	Detached	3	3	2	\$1,150K	\$1,117K
	353 Victoria Park Ave	Semi-Detached	3	2	31	\$600K	\$560K
6 November, 2017	33 Phillip Ave	Detached	3	4	24	\$1,100K	\$1,033K
	95 Hollis Ave	Detached	2	2	24	\$799K	\$792K
8 November, 2017	80 Craiglee Dr	Detached	3	2	43	\$689K	\$681K
9 November, 2017	107 Eastwood Ave	Detached	3	3	7	\$849K	\$849K
13 November, 2017	109 Cornell Ave	Detached	4	3	26	\$1,549K	\$1,450K
14 November, 2017	32 Aylesworth Ave	Detached	2	2	7	\$690K	\$650K
15 November, 2017	501, 1350 Kingston Rd	Condo	1	1	54	\$530K	\$525K
17 November, 2017	5 Kalmar Ave	Detached	2	3	10	\$669K	\$660K
19 November, 2017	142 Warden Ave	Detached	3	1	19	\$749K	\$749K
	151 Kalmar Ave	Semi-Detached	2	2	12	\$639K	\$630K
20 November, 2017	12A Kenmore Ave	Semi-Detached	4	2	14	\$699K	\$685K
	68 Clonmore Dr	Detached	4	6	7	\$2,188K	\$2,050K
21 November, 2017	173 Fallingbrook Rd	Detached	2	2	41	\$800K	\$790K
	192 Kennedy Rd	Detached	3	1	22	\$846K	\$810K
22 November, 2017	79 Haslam St	Detached	3	3	8	\$850K	\$820K
	102, 160 Fallingbrook Rd	Condo	1	1	8	\$540K	\$555K
23 November, 2017	51 Phillip Ave	Detached	2	2	14	\$715K	\$700K
	65 Clonmore Dr	Detached	3	2	30	\$900K	\$890K
24 November, 2017	1243 Kingston Rd	Detached	2	2	59	\$700K	\$682K

## Data

Month, Day, Year of Sold Date	Address1	Property Type	Bedrooms	Washrooms	Days on the Market	List Price	Sold Price
25 November, 2017	281 Warden Ave	Detached	2	2	6	\$630K	\$605K
28 November, 2017	307 Warden Ave	Detached	2	2	0	\$625K	\$625K
29 November, 2017	139 Highview Ave	Detached	3	2	41	\$719K	\$695K
30 November, 2017	416 Midland Ave	Detached	3	1	17	\$670K	\$651K
1 December, 2017	23 Elmview Dr	Detached	4	5	0	\$2,100K	\$2,100K
2 December, 2017	22 Sharpe St	Detached	3	2	2	\$780K	\$785K
4 December, 2017	143 Atlee Ave	Detached	3	4	18	\$749K	\$735K
	174 Courcelette Rd	Detached	3	4	27	\$1,549K	\$1,400K
5 December, 2017	9 Park St	Detached	2	2	12	\$700K	\$675K
6 December, 2017	504 Midland Ave	Semi-Detached	3	2	21	\$585K	\$552K
7 December, 2017	3 Queensbury Ave	Detached	3	2	8	\$750K	\$756K
12 December, 2017	51 Rhydwen Ave	Detached	2	1	6	\$620K	\$617K
15 December, 2017	29 Eastwood Ave	Detached	4	4	29	\$1,099K	\$1,080K
20 December, 2017	19 Haddon Ave	Detached	4	4	63	\$1,099K	\$1,080K
21 December, 2017	5 Willingdon Ave	Detached	3	2	28	\$799K	\$777K
22 December, 2017	82 Dunnington Dr	Detached	3	2	17	\$870K	\$842K
27 December, 2017	108 Atlee Ave	Detached	3	1	49	\$700K	\$640K
29 December, 2017	159 Heale Ave	Detached	3	4	51	\$819K	\$785K
2 January, 2018	118 Kalmar Ave	Detached	2	1	15	\$650K	\$615K
5 January, 2018	10 Bluewater Ave	Detached	3	3	65	\$869K	\$831K
	116 Sandown Ave	Detached	4	4	22	\$1,030K	\$1,005K
6 January, 2018	12 Rhydwen Ave	Detached	2	2	10	\$591K	\$612K
8 January, 2018	31 Eastwood Ave	Detached	4	4	3	\$1,100K	\$1,080K
	37 Elmview Dr	Detached	4	6	1	\$1,989K	\$1,989K
10 January, 2018	14 North Dr	Detached	3	4	1	\$1,520K	\$1,490K
	34 South Edgely Ave	Detached	2	1	8	\$530K	\$530K
11 January, 2018	9 Haddon Ave	Detached	3	1	51	\$600K	\$585K
12 January, 2018	149 South Woodrow Blvd	Detached	3	2	51	\$758K	\$742K

## Data

Month, Day, Year of Sold Date	Address1	Property Type	Bedrooms	Washrooms	Days on the Market	List Price	Sold Price
16 January, 2018	111 Atlee Ave	Detached	3	2	41	\$749K	\$739K
18 January, 2018	53 Rhydwen Ave	Detached	2	2	2	\$759K	\$755K
19 January, 2018	233 Kennedy Rd	Detached	3	5	31	\$1,299K	\$1,250K
22 January, 2018	231 Warden Ave	Detached	3	1	129	\$900K	\$876K
	479 Birchmount Rd	Detached	3	3	21	\$790K	\$750K
23 January, 2018	102 Midland Ave	Detached	3	2	35	\$800K	\$790K
	109 Vanbrugh Ave	Detached	2	2	6	\$700K	\$690K
5 February, 2018	704, 1093 Kingston Rd	Condo	2	2	3	\$715K	\$700K
14 February, 2018	143 Dunnington Dr	Detached	2	2	15	\$750K	\$740K
16 February, 2018	2 Red Deer Ave	Detached	2	2	17	\$900K	\$860K
	35 White Birch Rd	Detached	2	1	8	\$729K	\$701K
21 February, 2018	1233 Kingston Rd	Detached	2	2	6	\$740K	\$740K
22 February, 2018	25 Red Deer Ave	Detached	4	4	23	\$1,499K	\$1,465K
23 February, 2018	82 Manderley Dr	Detached	2	2	10	\$699K	\$663K
24 February, 2018	71 Mcintosh St	Detached	3	2	4	\$500K	\$565K
1 March, 2018	24 Malta St	Detached	4	5	43	\$1,149K	\$1,050K
	68 Haig Ave	Detached	3	2	37	\$947K	\$850K
4 March, 2018	95 Natal Ave	Detached	3	2	5	\$790K	\$825K
6 March, 2018	8 Parkland Rd	Detached	4	6	21	\$1,998K	\$1,998K
	10 Margate Cres	Detached	3	2	22	\$888K	\$878K
7 March, 2018	136 South Edgely Ave	Detached	4	2	23	\$650K	\$645K
	166 Park St	Semi-Detached	3	3	15	\$700K	\$680K
11 March, 2018	54 Haig Ave	Detached	1	2	10	\$699K	\$700K
12 March, 2018	30 Sharpe St	Detached	2	1	4	\$1,079K	\$1,000K
	220 South Woodrow Blvd	Detached	2	1	46	\$529K	\$520K
13 March, 2018	8 Ridgemoor Ave	Detached	3	2	6	\$750K	\$827K
	26 Ferncroft Dr	Detached	4	5	26	\$1,729K	\$1,670K
	81 Clonmore Dr	Detached	3	2	6	\$935K	\$915K

## Data

Month, Day, Year of Sold Date	Address1	Property Type	Bedrooms	Washrooms	Days on the Market	List Price	Sold Price
17 March, 2018	2376 Kingston Rd	Townhouse	3	3	24	\$800K	\$785K
21 March, 2018	1 Rhydwen Ave	Detached	2	2	22	\$799K	\$780K
	4 Baudina Cres	Detached	3	3	7	\$899K	\$885K
22 March, 2018	7 Kingsbury Cres	Detached	3	2	23	\$1,799K	\$1,670K
23 March, 2018	74 Fallingbrook Dr	Detached	3	4	2	\$2,268K	\$2,230K
25 March, 2018	235 Warden Ave	Detached	2	2	3	\$730K	\$743K
26 March, 2018	55 Beachdale Ave	Detached	3	4	10	\$1,369K	\$1,355K
28 March, 2018	34 Rodeo Ptwy	Townhouse	2	3	15	\$559K	\$559K
29 March, 2018	5 Avalon Blvd	Detached	3	2	1	\$899K	\$937K
	170 Warden Ave	Semi-Detached	3	2	1	\$799K	\$985K