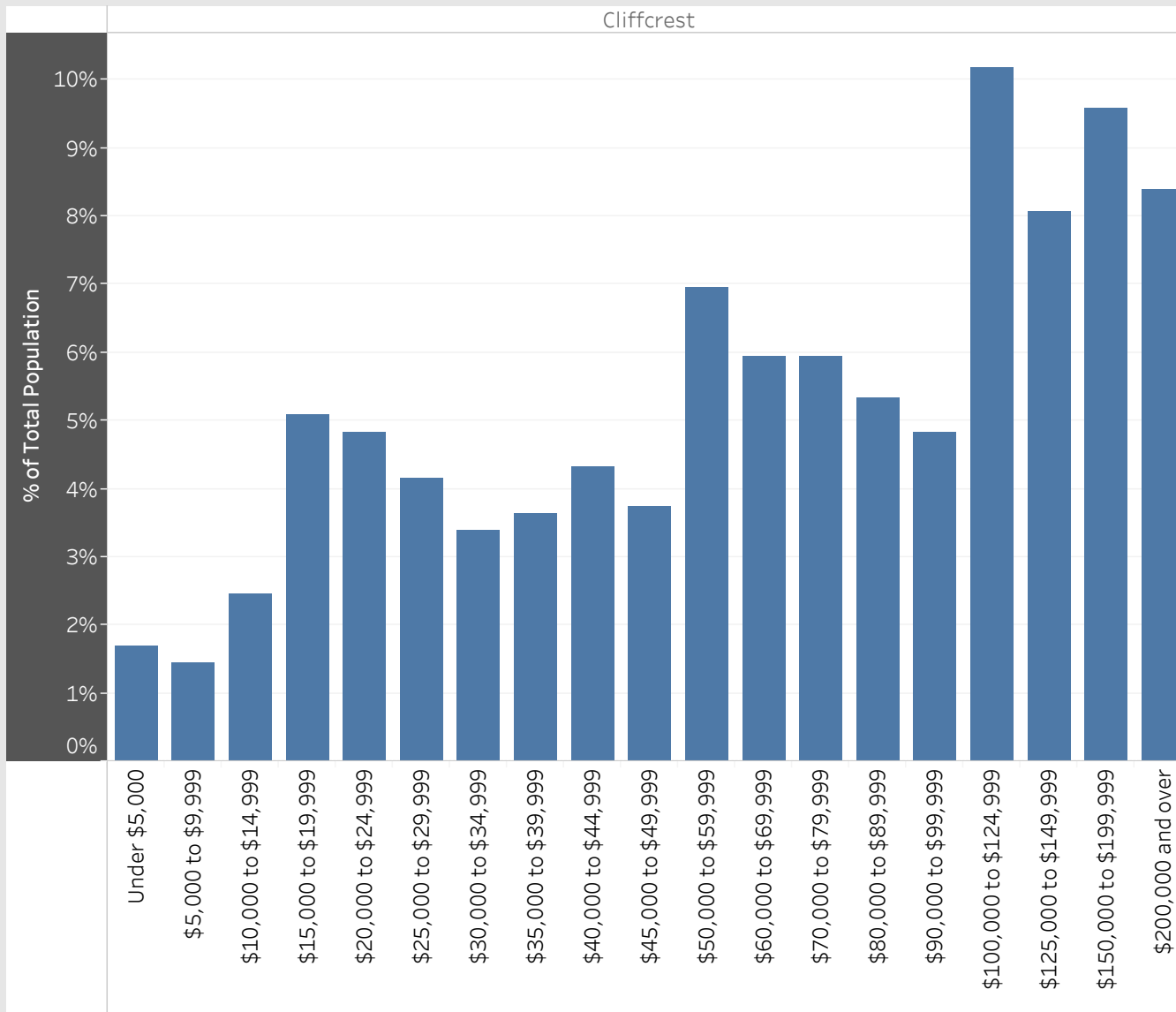


Cliffcrest
Neighbourhood Breakdown
July 1st, 2015 - March 31st, 2018

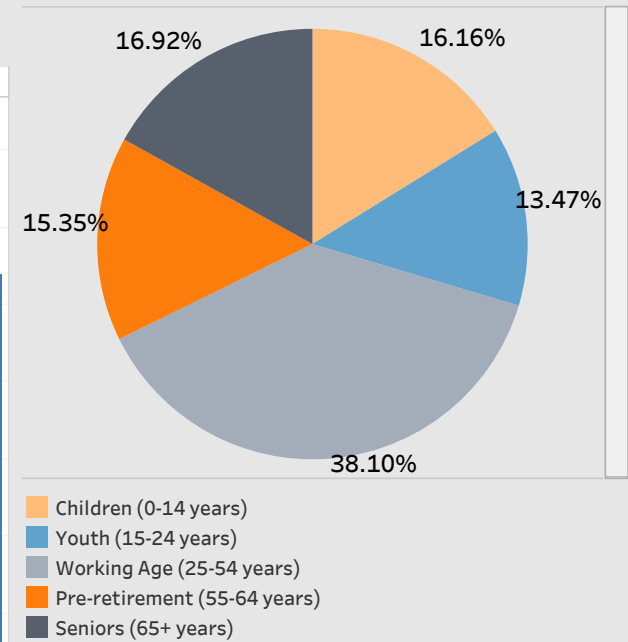


2016 StatsCan Data

Household Income in Cliffcrest



Age

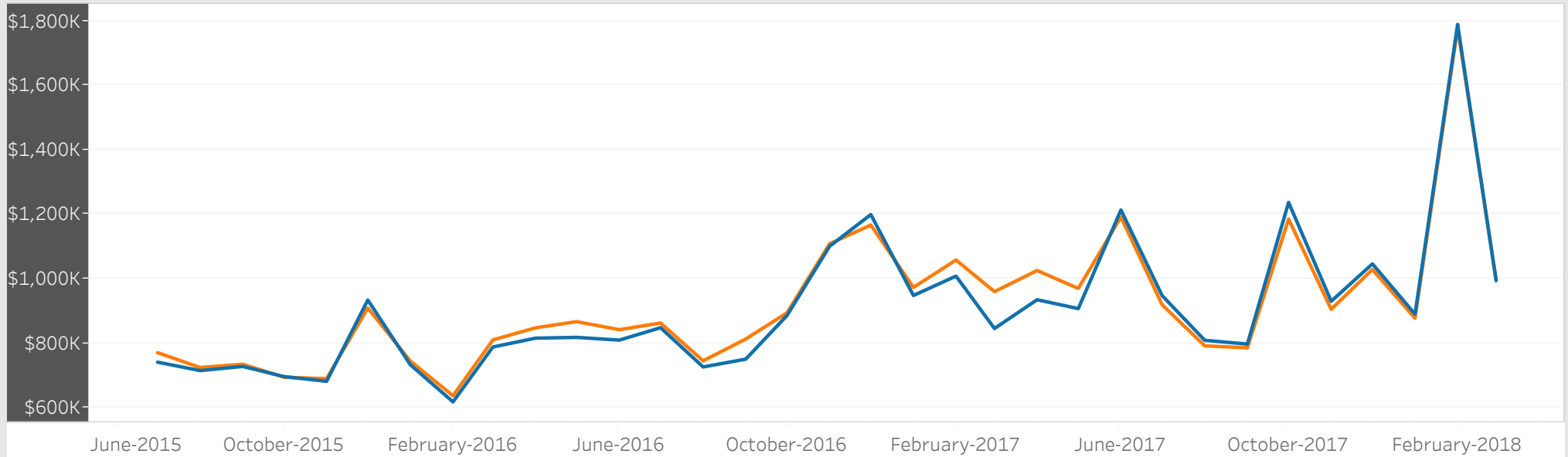


Visible Minorities

Not a visible minority	58.41%
South Asian	18.98%
Black	6.26%
Filipino	4.90%
Chinese	4.84%
Multiple visible minorities	1.77%
Visible minority; n.i.e.	1.14%
West Asian	1.04%
Latin American	0.85%
Japanese	0.57%
Arab	0.51%
Southeast Asian	0.38%
Korean	0.35%

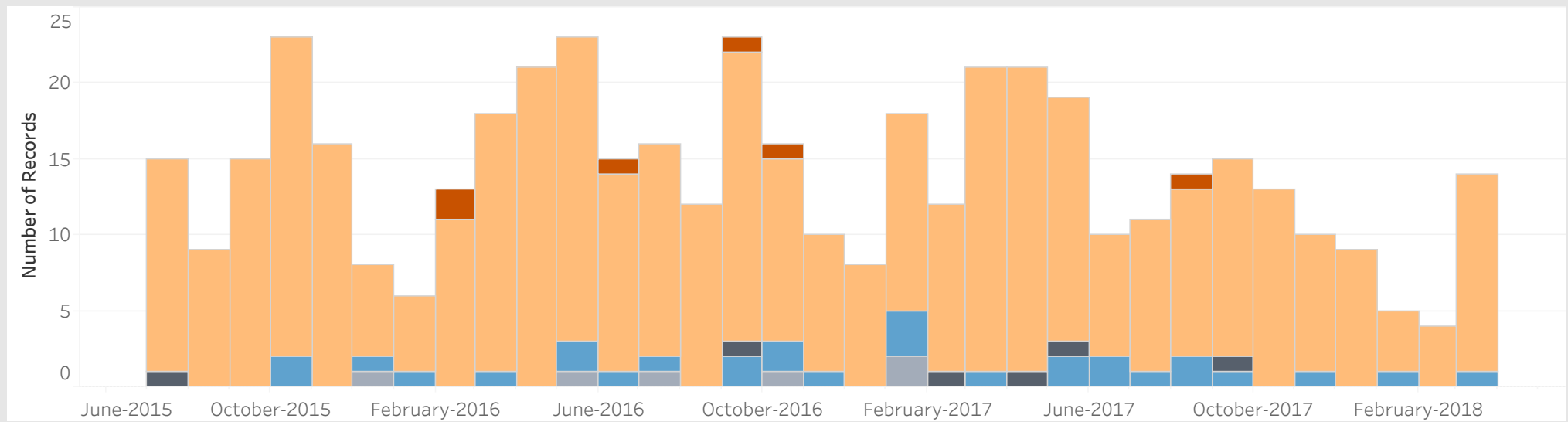
Average Sold Price vs. Average Ask Price in Cliffcrest

■ Avg. List Price ■ Avg. Sold Price



Properties Sold in Cliffcrest by Month

■ Condo ■ Detached ■ Semi-Detached ■ Townhouse ■ Other



Data

Month, Day, Year of Sold Date	Address1	Property Type	Bedrooms	Washrooms	Days on the Market	List Price	Sold Price
5 July, 2015	17 Comrie Terr, Toronto	Semi-Detached	4	2	6	\$550K	\$545K
	108 Brooklawn Ave, Toronto	Detached	2	2	17	\$699K	\$685K
7 July, 2015	81 Oakridge Dr, Toronto	Detached	3	3	1	\$629K	\$635K
8 July, 2015	81 Meadowcliffe Dr, Toronto	Detached	2	3	3	\$1,299K	\$1,350K
12 July, 2015	7 Sloley Rd, Toronto	Detached	3	3	6	\$989K	\$950K
	28 Mcnab Blvd, Toronto	Detached	4	4	6	\$1,150K	\$1,250K
13 July, 2015	27 Mcnab Blvd, Toronto	Detached	4	3	6	\$890K	\$890K
	36 Brooklawn Ave, Toronto	Detached	3	1	7	\$529K	\$676K
15 July, 2015	128 Brooklawn Ave, Toronto	Detached	3	2	9	\$700K	\$687K
19 July, 2015	18 Castlethorpe Dr, Toronto	Detached	4	4	7	\$850K	\$835K
20 July, 2015	2569 Kingston Rd, Toronto	Detached	3	2	18	\$599K	\$595K
22 July, 2015	283 Chine Dr, Toronto	Detached	3	2	2	\$545K	\$610K
26 July, 2015	15 Garrick Rd, Toronto	Detached	3	2	6	\$550K	\$642K
	54 Bellamy Rd, Toronto	Detached	3	3	6	\$499K	\$565K
31 July, 2015	46 Brimley Rd, Toronto	Detached	4	2	4	\$635K	\$640K
3 August, 2015	198 Randall Cres, Toronto	Detached	3	1	27	\$629K	\$600K
4 August, 2015	2949 Kingston Rd, Toronto	Detached	3	2	8	\$400K	\$476K
10 August, 2015	96 Brooklawn Ave, Toronto	Detached	3	4	7	\$900K	\$890K
	2886 Kingston Rd, Toronto	Detached	7	4	26	\$750K	\$750K
11 August, 2015	45 Scarborough Heights Blvd, Toronto	Detached	4	5	55	\$1,399K	\$1,310K
12 August, 2015	65 Martindale Rd, Toronto	Detached	3	2	65	\$715K	\$699K
16 August, 2015	163 Oakridge Dr, Toronto	Detached	3	3	54	\$550K	\$592K
24 August, 2015	70 Dorset Rd, Toronto	Detached	2	2	5	\$550K	\$541K
27 August, 2015	228 Scarboro Cres, Toronto	Detached	2	2	9	\$539K	\$660K
15 September, 2015	7 Waltonice Rd, Toronto	Detached	3	3	7	\$548K	\$579K
16 September, 2015	34 Mccowan Rd, Toronto	Detached	3	2	8	\$400K	\$466K
	98 Gradwell Dr, Toronto	Detached	3	4	3	\$800K	\$820K
	128 Gradwell Dr, Toronto	Detached	2	2	7	\$579K	\$620K

Data

Month, Day, Year of Sold Date	Address1	Property Type	Bedrooms	Washrooms	Days on the Market	List Price	Sold Price
17 September, 2015	124 Harewood Ave, Toronto	Detached	2	2	35	\$530K	\$515K
20 September, 2015	87 Brooklawn Ave, Toronto	Detached	4	4	6	\$1,199K	\$1,200K
	156 Harewood Ave, Toronto	Detached	5	6	35	\$1,199K	\$1,130K
21 September, 2015	48 Kidbrooke Cres, Toronto	Detached	3	2	7	\$550K	\$620K
24 September, 2015	26 Neilson Ave, Toronto	Detached	2	1	11	\$596K	\$596K
25 September, 2015	74 Scarborough Heights Blvd, Toronto	Detached	2	2	17	\$650K	\$650K
26 September, 2015	5 Belmuir Pl, Toronto	Detached	2	2	12	\$570K	\$580K
27 September, 2015	65 Kelsonia Ave, Toronto	Detached	2	1	3	\$595K	\$595K
28 September, 2015	33 Harewood Ave, Toronto	Detached	4	5		\$650K	\$635K
	60 Scarboro Cres, Toronto	Detached	4	5	7	\$1,449K	\$1,400K
	103 Eastville Ave, Toronto	Detached	3	2	6	\$599K	\$610K
1 October, 2015	58 Colonial Ave, Toronto	Detached	4	2	9	\$599K	\$580K
	60 Thatcher Ave, Toronto	Detached	2	2	23	\$625K	\$510K
	68 Willamere Dr, Toronto	Detached	4	5	11	\$850K	\$859K
4 October, 2015	46 Montvale Dr, Toronto	Detached	3	2	7	\$549K	\$542K
5 October, 2015	15 National St, Toronto	Townhouse	4	4	42	\$640K	\$620K
	68 Gradwell Dr, Toronto	Detached	4	5	102	\$1,299K	\$1,140K
7 October, 2015	18, 3100 Kingston Rd, Toronto	Townhouse	3	2	9	\$350K	\$350K
8 October, 2015	7 Brimley Rd, Toronto	Detached	2	2	4	\$599K	\$599K
	8 Undercliff Dr, Toronto	Detached	2	1	4	\$600K	\$710K
	115 Dorset Rd, Toronto	Detached	2	1	25	\$500K	\$485K
11 October, 2015	22 Fermoy Rd, Toronto	Detached	3	2	4	\$599K	\$615K
	51 Montvale Dr, Toronto	Detached	3	2	15	\$550K	\$560K
	147 Harewood Ave, Toronto	Detached	3	2	11	\$550K	\$553K
15 October, 2015	39 Sunnypoint Cres, Toronto	Detached	4	4	15	\$1,100K	\$1,030K
18 October, 2015	10 Scarborough Heights Blvd, Toronto	Detached	2	2	14	\$824K	\$817K
21 October, 2015	26 Fermoy Rd, Toronto	Detached	3	3	7	\$600K	\$622K
	44 Neilson Ave, Toronto	Detached	4	2	72	\$600K	\$575K

Data

Month, Day, Year of Sold Date	Address1	Property Type	Bedrooms	Washrooms	Days on the Market	List Price	Sold Price
22 October, 2015	22 Gradwell Dr, Toronto	Detached	2	2	4	\$500K	\$590K
25 October, 2015	37 Larwood Blvd, Toronto	Detached	3	3	7	\$799K	\$905K
26 October, 2015	30 Mccowan Rd, Toronto	Detached	4	2	12	\$590K	\$620K
28 October, 2015	30 Thatcher Ave, Toronto	Detached	2	2	16	\$649K	\$649K
29 October, 2015	30 Brooklawn Ave, Toronto	Detached	4	5	9	\$1,389K	\$1,370K
30 October, 2015	7 Ayre Point Rd, Toronto	Detached	2	1	5	\$650K	\$660K
2 November, 2015	127 Harewood Ave, Toronto	Detached	1	2	4	\$550K	\$565K
	129 Harewood Ave, Toronto	Detached	3	2	5	\$750K	\$800K
5 November, 2015	19 Glen Muir Dr, Toronto	Detached	3	1	6	\$555K	\$550K
	85 Oakridge Dr, Toronto	Detached	3	2	30	\$795K	\$730K
10 November, 2015	84 Vivian Rd, Toronto	Detached	4	3	35	\$870K	\$840K
11 November, 2015	7 Adanac Dr, Toronto	Detached	3	2	14	\$600K	\$582K
	16 Willamere Dr, Toronto	Detached	3	2	10	\$600K	\$630K
12 November, 2015	192 Randall Cres, Toronto	Detached	3	3	30	\$600K	\$570K
15 November, 2015	48 Horfield Ave, Toronto	Detached	3	2	12	\$599K	\$585K
16 November, 2015	8 Montvale Dr, Toronto	Detached	3	2	12	\$660K	\$716K
19 November, 2015	50 Bellamy Rd, Toronto	Detached	3	3	22	\$558K	\$548K
21 November, 2015	224 Chine Dr, Toronto	Detached	2	2	5	\$599K	\$703K
22 November, 2015	41 Waltonice Rd, Toronto	Detached	4	3	4	\$469K	\$571K
23 November, 2015	37 Fenwood Hts, Toronto	Detached	4	5	21	\$1,468K	\$1,400K
29 November, 2015	26 St Quentin Ave, Toronto	Detached	4	2	9	\$659K	\$675K
30 November, 2015	49 Montvale Dr, Toronto	Detached	3	1	25	\$570K	\$568K
3 December, 2015	15 Rockwood Dr, Toronto	Other	9	4	11	\$949K	\$949K
	53 Mccowan Ave, Toronto	Detached	4	4	10	\$1,300K	\$1,275K
6 December, 2015	32 Fenwood Hts, Toronto	Detached	3	2	5	\$675K	\$682K
	113 Cliffcrest Dr, Toronto	Detached	1	2	9	\$629K	\$640K
9 December, 2015	19 National St, Toronto	Townhouse	4	4	32	\$619K	\$610K
15 December, 2015	2 Scarborough Heights Blvd, Toronto	Detached	4	5	42	\$1,388K	\$1,250K

Data

Month, Day, Year of Sold Date	Address1	Property Type	Bedrooms	Washrooms	Days on the Market	List Price	Sold Price
29 December, 2015	30 St Quentin Ave, Toronto	Detached	4	5	20	\$1,179K	\$1,169K
	43 Thatcher Ave, Toronto	Detached	3	3	22	\$730K	\$695K
7 January, 2016	14 Faircroft Blvd, Toronto	Detached	3	2	4	\$869K	\$860K
	82 Kelsonia Ave, Toronto	Detached	3	3	60	\$775K	\$773K
13 January, 2016	8 Stobo Lane, Toronto	Townhouse	3	3	79	\$465K	\$460K
25 January, 2016	35 Fenwood Hts	Detached	3	2	5	\$769K	\$821K
	83 Eastville Ave E	Detached	4	4	58	\$1,048K	\$1,008K
31 January, 2016	89 Cree Ave	Detached	2	2	6	\$470K	\$543K
2 February, 2016	7 Allister Ave	Detached	3	2	5	\$680K	\$719K
3 February, 2016	64 Adanac Dr	Detached	3	2	1	\$530K	\$555K
4 February, 2016	68 Cliffcrest Dr	Detached	2	2	3	\$620K	\$620K
5 February, 2016	19 Scarborough Heights Blvd	Detached	3	4	4	\$859K	\$830K
	1206, 3311 Kingston Rd	Condo	2	1	7	\$190K	\$189K
12 February, 2016	55 Dorset Rd	Detached	4	5	5	\$1,350K	\$1,340K
15 February, 2016	18 St Quentin Ave	Detached	3	2	4	\$650K	\$652K
17 February, 2016	507, 3734 St Clair Ave E	Condo	2	2	23	\$300K	\$300K
18 February, 2016	99 Dorset Rd	Detached	3	1	9	\$600K	\$595K
25 February, 2016	24 Fermoy Rd	Detached	3	2	7	\$600K	\$640K
26 February, 2016	5 Highcliff Cres	Detached	2	1	7	\$530K	\$678K
29 February, 2016	29 Cree Ave	Detached	3	2	5	\$589K	\$580K
	92 Minerva Ave	Detached	2	2	7	\$530K	\$576K
1 March, 2016	76 Comrie Terr	Detached	3	3	7	\$630K	\$705K
2 March, 2016	3 Chatterton Blvd	Detached	3	2	21	\$759K	\$740K
7 March, 2016	60 Bridlegrove Dr	Townhouse	3	3	6	\$500K	\$543K
11 March, 2016	117 Gradwell Dr	Detached	3	2	10	\$599K	\$635K
12 March, 2016	270 Scarboro Cres	Detached	4	4	10	\$1,199K	\$1,140K
14 March, 2016	101 Brooklawn Ave	Detached	4	4	12	\$1,049K	\$1,035K
16 March, 2016	6 Larwood Blvd	Detached	4	4	13	\$1,099K	\$1,035K

Data

Month, Day, Year of Sold Date	Address1	Property Type	Bedrooms	Washrooms	Days on the Market	List Price	Sold Price
17 March, 2016	10 Ledge Rd	Detached	4	2	15	\$1,500K	\$1,285K
	31 Colonial Ave	Detached	3	2	15	\$600K	\$595K
	69 Martindale Rd	Detached	4	2	2	\$640K	\$705K
20 March, 2016	131A Brooklawn Ave	Detached	3	2	9	\$759K	\$772K
21 March, 2016	195 Oakridge Dr	Detached	4	4	24	\$925K	\$922K
22 March, 2016	7 Waltonice Rd	Detached	3	3	13	\$635K	\$638K
23 March, 2016	27 Midland Ave	Detached	3	2	6	\$649K	\$865K
24 March, 2016	2 Little Rock Dr	Detached	3	3	3	\$700K	\$711K
25 March, 2016	229 Oakridge Dr	Detached	4	3	10	\$650K	\$649K
30 March, 2016	58 Undercliff Dr	Detached	3	1	7	\$689K	\$980K
	101 Dorset Rd	Detached	2	1	8	\$600K	\$620K
4 April, 2016	33 Kelsonia Ave	Detached	4	4	6	\$1,289K	\$1,225K
5 April, 2016	9 Cree Ave	Detached	3	3	7	\$700K	\$752K
6 April, 2016	26 Anson Ave	Detached	3	2	7	\$599K	\$653K
	128 Phyllis Ave	Detached	3	2	8	\$609K	\$655K
8 April, 2016	117 Chine Dr	Detached	4	5	1	\$1,600K	\$1,600K
9 April, 2016	10 Lowell Ave	Detached	5	4	9	\$850K	\$825K
11 April, 2016	2 Nicolan Rd	Detached	3	2	6	\$615K	\$720K
14 April, 2016	19 Macduff Cres	Detached	3	1	2	\$600K	\$650K
	117 Harewood Ave	Detached	3	4	7	\$899K	\$940K
15 April, 2016	40 Harewood Ave	Detached	2	3	1	\$739K	\$822K
	52 Dorset Rd	Detached	2	2	3	\$560K	\$687K
16 April, 2016	62 Bellamy Rd S	Detached	4	2	3	\$600K	\$650K
18 April, 2016	126 Gradwell Dr	Detached	4	5	15	\$999K	\$1,063K
22 April, 2016	19 St Quentin Ave	Detached	4	3	10	\$839K	\$800K
	32 Stanland Dr	Detached	3	2	3	\$558K	\$590K
	144 Gradwell Dr	Detached	2	1	1	\$600K	\$600K
24 April, 2016	155 Dorset Rd	Detached	3	3	3	\$619K	\$607K

Data

Month, Day, Year of Sold Date	Address1	Property Type	Bedrooms	Washrooms	Days on the Market	List Price	Sold Price
26 April, 2016	2 Lawndale Rd	Detached	3	2	8	\$599K	\$628K
	47 Eastville Ave	Detached	4	4	7	\$1,199K	\$1,180K
28 April, 2016	21 Neilson Ave	Detached	4	5	41	\$1,449K	\$1,400K
29 April, 2016	50 Glenridge Rd	Detached	2	2	3	\$600K	\$749K
4 May, 2016	25 Cathedral Bluffs Dr	Detached	3	2	9	\$749K	\$750K
	54 Colonial Ave	Detached	3	3	16	\$778K	\$750K
	555 Midland Ave	Townhouse	4	4	64	\$649K	\$640K
5 May, 2016	44 Allister Ave	Detached	2	2	2	\$589K	\$631K
6 May, 2016	159 Harewood Ave	Detached	0	0	18	\$700K	\$665K
7 May, 2016	33 Midland Ave	Detached	3	2	2	\$750K	\$913K
9 May, 2016	21 Ayre Point Rd	Detached	4	3	6	\$949K	\$1,100K
11 May, 2016	79A Eastville Ave	Detached	4	2	8	\$650K	\$760K
	2843 Kingston Rd	Other	2	2	125	\$440K	\$428K
12 May, 2016	17 Colonial Ave	Detached	3	2	2	\$690K	\$780K
13 May, 2016	10 Larwood Blvd	Detached	4	4	7	\$1,150K	\$1,214K
15 May, 2016	9 Balcarra Ave	Detached	4	2	10	\$1,299K	\$1,230K
	3662 St Clair Ave E	Townhouse	3	4	11	\$630K	\$643K
16 May, 2016	51 Pine Ridge Dr	Detached	2	4	6	\$1,450K	\$1,430K
17 May, 2016	27 St Quentin Ave	Detached	3	4	4	\$899K	\$885K
19 May, 2016	4 Horfield Ave	Detached	4	3	7	\$700K	\$715K
24 May, 2016	243 Chine Dr	Detached	3	2	4	\$630K	\$755K
26 May, 2016	10 Willamere Dr	Detached	3	2	1	\$630K	\$740K
	15 Adanac Dr	Detached	3	2	0	\$524K	\$624K
	20 Colonial Ave	Detached	3	2	2	\$759K	\$830K
27 May, 2016	2 Redland Cres E	Detached	4	6	22	\$1,495K	\$1,455K
	87 Colonial Ave	Detached	4	3	32	\$798K	\$785K
31 May, 2016	53 Chine Dr	Detached	2	2	7	\$900K	\$1,207K
1 June, 2016	51, 3100 Kingston Rd	Townhouse	3	2	17	\$350K	\$405K

Data

Month, Day, Year of Sold Date	Address1	Property Type	Bedrooms	Washrooms	Days on the Market	List Price	Sold Price
1 June, 2016	88 Eastville Ave	Detached	4	5	1	\$1,288K	\$1,268K
2 June, 2016	4 Balcarra Ave	Detached	3	2	7	\$999K	\$1,080K
	153 Midland Ave	Detached	3	2	41	\$700K	\$680K
5 June, 2016	21 Colonial Ave	Detached	3	3	3	\$800K	\$800K
15 June, 2016	29 Granard Blvd	Detached	3	3	9	\$698K	\$805K
16 June, 2016	29 Cree Ave	Detached	3	3	6	\$740K	\$795K
17 June, 2016	16 Faircroft Blvd	Detached	4	3	1	\$900K	\$999K
21 June, 2016	19 Midland Ave S	Detached	4	5	66	\$1,849K	\$1,775K
	77 Brimley Rd	Detached	4	3	3	\$900K	\$915K
	208 Phyllis Ave	Detached	3	2	5	\$699K	\$729K
24 June, 2016	156 Phyllis Ave N	Detached	2	2	3	\$525K	\$645K
27 June, 2016	2913 Kingston Rd	Detached	2	2	5	\$575K	\$600K
29 June, 2016	52 Larwood Blvd	Detached	3	2	8	\$929K	\$929K
	1409, 3311 Kingston Rd	Condo	2	1	2	\$187K	\$200K
2 July, 2016	15 Mccowan Rd	Detached	3	2	5	\$700K	\$735K
7 July, 2016	36 Larwood Blvd	Detached	4	6	9	\$1,640K	\$1,563K
	42 Gradwell Dr	Detached	3	2	15	\$699K	\$699K
8 July, 2016	187 Randall Cres	Detached	4	2	6	\$590K	\$637K
10 July, 2016	55 Fenwood Hts	Detached	0	0	41	\$800K	\$775K
11 July, 2016	96 Brimley Rd	Detached	3	3	8	\$639K	\$800K
	101 Chine Dr	Detached	3	3	6	\$880K	\$930K
12 July, 2016	22 Adanac Dr	Detached	3	2	7	\$650K	\$670K
13 July, 2016	126 Brooklawn Ave	Detached	4	3	8	\$650K	\$679K
14 July, 2016	175 Adanac Dr	Other		0	1	\$300K	\$300K
	193 Randall Cres	Detached	2	2	2	\$529K	\$614K
18 July, 2016	7 Lakehill Cres	Detached	4	4	11	\$2,188K	\$2,047K
19 July, 2016	64 Sloley Rd	Detached	4	2	5	\$850K	\$830K
21 July, 2016	83 Minerva Ave	Detached	4	6	16	\$1,300K	\$1,225K

Data

Month, Day, Year of Sold Date	Address1	Property Type	Bedrooms	Washrooms	Days on the Market	List Price	Sold Price
22 July, 2016	3775 St Clair Ave E	Townhouse	3	3	18	\$500K	\$515K
25 July, 2016	25 Willamere Dr	Detached	3	2	5	\$650K	\$776K
4 August, 2016	9 Andrew Ave	Detached	3	2	6	\$599K	\$642K
8 August, 2016	1 Glen Muir Dr	Detached	3	4	27	\$896K	\$895K
10 August, 2016	80 Martindale Rd	Detached	2	2	0	\$700K	\$710K
11 August, 2016	34 Mccowan Rd	Detached	3	3	27	\$763K	\$735K
12 August, 2016	8 Highcliff Crct	Detached	2	2	30	\$829K	\$820K
15 August, 2016	16 Colonial Ave	Detached	3	2	10	\$650K	\$662K
22 August, 2016	76 Willamere Dr	Detached	3	2	12	\$639K	\$711K
24 August, 2016	221 Chine Dr	Detached	3	3	5	\$699K	\$740K
25 August, 2016	102 Comrie Terr	Detached	2	2	13	\$650K	\$613K
29 August, 2016	64 Larwood Blvd	Detached	3	3	5	\$899K	\$988K
30 August, 2016	11 Neilson Ave	Detached	3	2	6	\$799K	\$865K
	Slip 3, 7 Brimley Rd	Detached	2	2	52	\$589K	\$557K
2 September, 2016	3775A St Clair Ave E	Townhouse	3	3	3	\$489K	\$551K
4 September, 2016	6 Comrie Terr	Semi-Detached	3	2	16	\$629K	\$691K
	2575 Kingston Rd	Detached	3	2	18	\$579K	\$530K
6 September, 2016	30 Glen Muir Dr	Detached	3	3	11	\$650K	\$751K
	39 Eastville Ave	Detached	5	5	10	\$1,989K	\$1,865K
10 September, 2016	89 Eastville Ave	Detached	2	3	28	\$680K	\$666K
11 September, 2016	22, 7 Brimley Rd. Rd S	Condo	1	1	23	\$299K	\$295K
13 September, 2016	22 Cliffcrest Dr	Detached	3	2	7	\$850K	\$850K
14 September, 2016	31 Cliffcrest Dr	Detached	3	2	6	\$1,299K	\$1,300K
	229 Oakridge Dr	Detached	3	4	7	\$688K	\$900K
15 September, 2016	8 Undercliff Dr	Detached	2	2	7	\$799K	\$880K
19 September, 2016	91 Colonial Ave	Detached	3	4	6	\$800K	\$1,050K
20 September, 2016	26 Basildon Cres	Detached	3	2	7	\$649K	\$740K
	52 Sunnypoint Cres	Detached	3	3	7	\$900K	\$1,202K

Data

Month, Day, Year of Sold Date	Address1	Property Type	Bedrooms	Washrooms	Days on the Market	List Price	Sold Price
20 September, 2016	137 Gradwell Dr	Detached	2	2	7	\$595K	\$615K
21 September, 2016	74 Colonial Ave	Detached	3	2	0	\$600K	\$665K
22 September, 2016	36 Willamere Dr	Detached	2	2	9	\$639K	\$700K
	80 Martindale Rd	Detached	2	2	3	\$700K	\$690K
	3771C St Clair Ave E	Townhouse	3	3	6	\$499K	\$572K
26 September, 2016	65 Martindale Rd	Detached	3	2	19	\$640K	\$760K
27 September, 2016	12 Harewood Ave	Detached	3	2	0	\$850K	\$840K
29 September, 2016	12 Glen Muir Dr	Detached	3	2	9	\$650K	\$768K
	29 Fenwood Hts	Detached	3	3	15	\$780K	\$808K
3 October, 2016	160 Dorset Rd	Detached	3	3	4	\$699K	\$700K
4 October, 2016	10 Allister Ave	Detached	4	4	19	\$1,289K	\$1,255K
5 October, 2016	42 Lyme Regis Cres	Detached	4	3	16	\$1,275K	\$1,240K
11 October, 2016	46 Cree Ave	Detached	2	1	0	\$649K	\$715K
	112 Brooklawn Ave	Other		0	13	\$649K	\$560K
12 October, 2016	39 Castlethorpe Dr	Townhouse	3	4	7	\$600K	\$630K
13 October, 2016	10 Ledge Rd	Detached	4	2	52	\$1,500K	\$1,400K
14 October, 2016	71 Comrie Terr	Detached	3	2	16	\$700K	\$717K
15 October, 2016	253 Chine Dr	Detached	3	2	31	\$699K	\$706K
17 October, 2016	610, 3380 Eglinton Ave	Condo	3	2	6	\$295K	\$275K
19 October, 2016	109 Phyllis Ave	Detached	3	2	1	\$740K	\$810K
20 October, 2016	8 Colonial Ave	Detached	3	3	7	\$600K	\$691K
23 October, 2016	28 Glenridge Rd	Detached	3	2	5	\$1,049K	\$1,200K
24 October, 2016	17 Wadena Crt	Detached	4	5	13	\$1,225K	\$1,335K
26 October, 2016	104 Bridlegrove Dr	Townhouse	3	3	2	\$619K	\$678K
28 October, 2016	9 Balcarra Ave	Detached	4	2	35	\$1,580K	\$1,390K
1 November, 2016	82 Glenridge Rd	Detached	3	3	7	\$939K	\$1,026K
3 November, 2016	25 National St	Townhouse	4	4	9	\$691K	\$680K
9 November, 2016	7 Lyme Regis Cres	Detached	3	2	21	\$1,175K	\$1,100K

Data

Month, Day, Year of Sold Date	Address1	Property Type	Bedrooms	Washrooms	Days on the Market	List Price	Sold Price
10 November, 2016	32 Adanac Dr	Detached	3	2	3	\$600K	\$725K
11 November, 2016	12 Cudia Cres	Detached	4	5	9	\$2,280K	\$2,204K
17 November, 2016	18 Pine Ridge Dr	Detached	3	2	9	\$1,500K	\$1,550K
	79A Eastville Ave	Detached	4	3	13	\$1,060K	\$1,060K
21 November, 2016	74 Dorset Rd	Detached	4	4	5	\$1,299K	\$1,280K
22 November, 2016	5 Ayre Point Rd	Detached	3	1	14	\$780K	\$782K
30 November, 2016	12 Macduff Cres	Detached	3	2	2	\$680K	\$675K
1 December, 2016	19 Faircroft Blvd	Detached	5	3	50	\$1,690K	\$1,580K
3 December, 2016	26 Neilson Ave	Detached	2	1	11	\$779K	\$825K
8 December, 2016	24 Willamere Dr	Detached	3	2	8	\$639K	\$725K
	16 Faircroft Blvd	Detached	4	3	21	\$1,188K	\$1,125K
13 December, 2016	115 Dorset Rd	Detached	4	5	46	\$1,399K	\$1,330K
	42 Kidbrooke Cres	Detached	3	2	3	\$648K	\$727K
23 December, 2016	23 Pine Ridge Dr	Detached	3	2	9	\$1,650K	\$1,570K
27 December, 2016	12 Fenwood Hts	Detached	4	5	19	\$1,599K	\$1,450K
2 January, 2017	77 National St	Townhouse	4	5	5	\$680K	\$728K
5 January, 2017	44 Neilson Ave	Detached	4	5	21	\$1,439K	\$1,380K
7 January, 2017	99 Comrie Terr	Detached	3	2	5	\$720K	\$708K
10 January, 2017	17 Lyme Regis Cres	Detached	4	3	4	\$1,275K	\$1,327K
12 January, 2017	68 Bridlegrove Dr	Townhouse	3	3	6	\$600K	\$675K
15 January, 2017	51 Cree Ave	Detached	2	2	6	\$649K	\$740K
16 January, 2017	73 Neilson Ave	Detached	4	5	31	\$1,469K	\$1,435K
	91 Brooklawn Ave	Other		0	5	\$629K	\$711K
	93 Brooklawn Ave	Other		0	5	\$629K	\$700K
18 January, 2017	5 Belmuir Pl	Detached	2	2	1	\$649K	\$742K
20 January, 2017	165 Midland Ave	Detached	2	1	52	\$775K	\$771K
21 January, 2017	86 Eastville Ave	Detached	2	1	7	\$759K	\$870K
22 January, 2017	2, 21 Rockwood Dr	Townhouse	3	2	20	\$425K	\$430K

Data

Month, Day, Year of Sold Date	Address1	Property Type	Bedrooms	Washrooms	Days on the Market	List Price	Sold Price
23 January, 2017	3 Waltonice Rd	Detached	4	6	5	\$1,389K	\$1,383K
	33 Glenridge Rd	Detached	4	3	4	\$1,200K	\$1,170K
28 January, 2017	187 Randall Cres	Detached	4	2	2	\$735K	\$751K
29 January, 2017	4 Pine Ridge Dr	Detached	5	3	97	\$1,948K	\$1,850K
30 January, 2017	62 Harewood Ave	Detached	3	3	7	\$1,090K	\$1,140K
6 February, 2017	100 Eastville Ave	Detached	2	1	1	\$860K	\$853K
	513 Midland Ave	Semi-Detached	3	2	3	\$688K	\$712K
7 February, 2017	50 Eastville Ave	Detached	2	2	0	\$780K	\$865K
11 February, 2017	2953 Kingston Rd	Detached	3	2	4	\$688K	\$721K
15 February, 2017	44 Kelsonia Ave	Detached	4	4	23	\$1,550K	\$1,500K
17 February, 2017	86 Neilson Ave	Detached	4	5	15	\$1,490K	\$1,472K
18 February, 2017	46 Vivian Rd	Detached	4	4	5	\$1,200K	\$1,170K
21 February, 2017	36 Mcnab Blvd	Detached	3	2	11	\$1,298K	\$1,265K
26 February, 2017	2 Nicolan Rd	Detached	3	3	11	\$750K	\$864K
27 February, 2017	11 Adanac Dr	Detached	2	2	6	\$699K	\$848K
	153 Phyllis Ave	Detached	2	1	4	\$699K	\$770K
28 February, 2017	223 Scarboro Cres	Detached	4	4	7	\$1,393K	\$1,655K
1 March, 2017	174 Phyllis Ave	Detached	2	2	2	\$599K	\$705K
2 March, 2017	203 Oakridge Dr	Detached	4	3	9	\$699K	\$900K
5 March, 2017	74 Martindale Rd	Detached	4	2	6	\$600K	\$787K
6 March, 2017	34 Bellamy Rd S	Detached	3	1	6	\$690K	\$807K
	113 Dorset Rd	Detached	3	2	7	\$648K	\$881K
7 March, 2017	46 Scarborough Heights Blvd	Detached	4	5	6	\$1,900K	\$1,865K
9 March, 2017	6 Willamere Dr	Detached	3	2	8	\$749K	\$993K
	62 Bellamy Rd S	Detached	4	3	12	\$850K	\$875K
14 March, 2017	42 Glen Muir Dr	Detached	2	1	0	\$865K	\$865K
15 March, 2017	27 St Quentin Ave	Detached	3	4	4	\$989K	\$1,150K
	57 Gradwell Dr	Detached	3	2	0	\$780K	\$840K

Data

Month, Day, Year of Sold Date	Address1	Property Type	Bedrooms	Washrooms	Days on the Market	List Price	Sold Price
15 March, 2017	182 Phyllis Ave	Detached	3	2	4	\$739K	\$960K
18 March, 2017	144 Gradwell Dr	Detached	4	6	6	\$950K	\$950K
21 March, 2017	40 Purley Cres	Detached	4	2	7	\$839K	\$1,110K
	83 Fenwood Hts	Detached	3	2	1	\$980K	\$980K
	576 Midland Ave	Townhouse	4	4	13	\$699K	\$890K
22 March, 2017	16 Mccowan Rd	Detached	3	3	6	\$850K	\$911K
27 March, 2017	6 Kitson Dr	Detached	3	2	7	\$700K	\$800K
28 March, 2017	265 Chine Dr	Detached	3	2	8	\$700K	\$858K
29 March, 2017	46 Sunnypoint Cres	Detached	2	2	12	\$950K	\$1,050K
	122 Eastville Ave	Detached	3	4	1	\$975K	\$975K
1 April, 2017	37 Gradwell Dr	Detached	3	1	1	\$899K	\$950K
3 April, 2017	3673 St Clair Ave E	Semi-Detached	3	2	3	\$699K	\$748K
4 April, 2017	9 Allister Ave	Detached	4	3	8	\$749K	\$951K
	46 Oakridge Dr	Detached	3	2	8	\$700K	\$920K
	260 Chine Dr	Detached	3	1	6	\$650K	\$851K
5 April, 2017	54 Cree Ave	Detached	3	1	2	\$799K	\$882K
	105 Neilson Ave	Detached	4	2	8	\$850K	\$941K
6 April, 2017	47 Bellamy Rd S	Detached	3	2	1	\$900K	\$950K
10 April, 2017	52 Stanland Dr	Detached	4	2	11	\$549K	\$873K
12 April, 2017	10 Pastrano Crt	Detached	3	2	6	\$780K	\$915K
18 April, 2017	16 Waltonice Rd	Detached	3	3	6	\$799K	\$950K
	22 St Quentin Ave	Detached	4	2	8	\$999K	\$1,150K
	70 Scarborough Heights Blvd	Detached	3	2	0	\$800K	\$965K
	159 Harewood Ave	Detached	4	6	5	\$1,699K	\$1,625K
19 April, 2017	59 Adanac Dr	Detached	3	2	8	\$730K	\$800K
25 April, 2017	15 Glen Muir Dr	Detached	3	2	7	\$780K	\$900K
27 April, 2017	117 Cree Ave	Detached	3	3	7	\$900K	\$800K
28 April, 2017	45 Eastville Ave	Detached	4	4	3	\$1,299K	\$1,400K

Data

Month, Day, Year of Sold Date	Address1	Property Type	Bedrooms	Washrooms	Days on the Market	List Price	Sold Price
29 April, 2017	25 Neilson Ave	Detached	2	2	11	\$899K	\$850K
	44 Scarboro Cres	Detached	4	5	4	\$2,198K	\$2,100K
30 April, 2017	102 Brooklawn Ave	Detached	3	3	6	\$950K	\$1,010K
1 May, 2017	11 Cliffcrest Dr	Detached	2	2	7	\$1,140K	\$1,353K
	129 Harewood Ave	Detached	2	2	11	\$899K	\$850K
2 May, 2017	15 Moonseed Crt	Townhouse	4	4	9	\$799K	\$905K
	17 Comrie Terr	Semi-Detached	4	3	6	\$599K	\$712K
3 May, 2017	100 Chine Dr	Detached	3	3	9	\$1,300K	\$1,300K
	119 Harewood Ave	Detached	3	2	1	\$799K	\$920K
5 May, 2017	9 Pine Ridge Dr	Detached	0	0	4	\$1,488K	\$1,500K
8 May, 2017	2 Gidley Rd	Detached	3	3	7	\$830K	\$890K
9 May, 2017	60 Oakridge Dr	Detached	3	2	7	\$770K	\$940K
10 May, 2017	71 Cree Ave	Detached	2	2	14	\$700K	\$650K
12 May, 2017	8, 3100 Kingston Rd	Townhouse	3	2	17	\$449K	\$480K
14 May, 2017	4 Pastrano Crt	Detached	3	2	2	\$525K	\$757K
	60 Adanac Dr	Detached	3	2	17	\$749K	\$740K
23 May, 2017	41 Cliffcrest Dr	Detached	1	2	8	\$1,650K	\$1,690K
24 May, 2017	13 Neilson Ave	Detached	3	1	5	\$899K	\$866K
25 May, 2017	6 Colonial Ave	Detached	2	2	15	\$670K	\$740K
26 May, 2017	87 Martindale Rd	Detached	3	3	7	\$820K	\$780K
28 May, 2017	20 Mcnab Blvd	Detached	3	2	3	\$1,050K	\$1,000K
30 May, 2017	2 Lakehill Cres	Detached	3	3	7	\$1,099K	\$1,350K
5 June, 2017	181 Scarboro Cres	Detached	2	2	7	\$900K	\$952K
6 June, 2017	12 Chatterton Blvd	Detached	3	1	12	\$600K	\$688K
8 June, 2017	1D Jeanette St	Detached	4	3	6	\$987K	\$1,040K
12 June, 2017	48 Meadowcliffe Dr	Detached	4	5	13	\$3,900K	\$3,700K
	67 National St	Townhouse	4	4	26	\$850K	\$840K
14 June, 2017	15 Lakehill Cres	Detached	3	3	20	\$1,888K	\$1,680K

Data

Month, Day, Year of Sold Date	Address1	Property Type	Bedrooms	Washrooms	Days on the Market	List Price	Sold Price
14 June, 2017	267 Chine Dr	Detached	3	3	16	\$749K	\$730K
19 June, 2017	34 Rockwood Dr	Detached	3	3	13	\$1,059K	\$1,050K
23 June, 2017	2, 3100 Kingston Rd	Townhouse	3	2	21	\$500K	\$495K
27 June, 2017	157 Phyllis Ave	Detached	3	2	0	\$700K	\$735K
7 July, 2017	41 Meadowcliffe Dr	Detached	4	4	30	\$2,475K	\$2,000K
	122 Chine Dr	Detached	2	3	17	\$899K	\$925K
12 July, 2017	42 Andrew Ave	Detached	3	2	8	\$699K	\$765K
20 July, 2017	88 Bellamy Rd S	Detached	3	2	7	\$599K	\$758K
22 July, 2017	107 Chine Dr	Detached	4	3	30	\$1,289K	\$1,225K
25 July, 2017	47 National St	Townhouse	4	5	36	\$850K	\$810K
26 July, 2017	49 Willamere Dr	Detached	3	2	15	\$650K	\$675K
	104 Eastville Ave	Detached	3	2	2	\$689K	\$705K
	153 Phyllis Ave	Detached	2	1	6	\$770K	\$745K
27 July, 2017	74 Cree Ave	Detached	3	2	1	\$700K	\$700K
28 July, 2017	30 Martindale Rd	Detached	3	2	44	\$800K	\$800K
1 August, 2017	Slip 18, 7 Brimley Rd S	Detached	2	2	20	\$625K	\$580K
3 August, 2017	41 Waltonice Rd	Detached	4	4	50	\$900K	\$875K
	66 Comrie Terr	Detached	3	3	14	\$699K	\$698K
10 August, 2017	15, 4 Water Willow Lane	Townhouse	3	3	29	\$729K	\$705K
	66 Mccowan Rd	Detached	3	2	1	\$699K	\$754K
11 August, 2017	3 Willamere Dr	Detached	3	2	2	\$699K	\$685K
	40 Gradwell Dr	Detached	4	5	57	\$1,289K	\$1,200K
16 August, 2017	24, 3100 Kingston Rd	Townhouse	3	2	16	\$529K	\$509K
23 August, 2017	2627 Kingston Rd	Detached	3	2	15	\$799K	\$811K
24 August, 2017	6 Kitson Dr	Detached	3	2	24	\$719K	\$708K
25 August, 2017	35 Neilson Ave	Detached	4	5	74	\$1,599K	\$1,575K
28 August, 2017	42 Cliffcrest Dr	Detached	3	1	4	\$870K	\$840K
30 August, 2017	203, 3734 St Clair Ave E	Condo	2	2	21	\$365K	\$355K

Data

Month, Day, Year of Sold Date	Address1	Property Type	Bedrooms	Washrooms	Days on the Market	List Price	Sold Price
31 August, 2017	46 Oakridge Dr	Detached	3	2	14	\$800K	\$785K
2 September, 2017	252 Randall Cres	Detached	3	2	5	\$700K	\$720K
7 September, 2017	31 Glenridge Rd	Detached	4	1	1	\$600K	\$701K
8 September, 2017	7, 7 Brimley Rd S	Detached	3	2	115	\$1,098K	\$1,055K
	519 Midland Ave	Semi-Detached	3	3	9	\$719K	\$708K
10 September, 2017	3 Knowlton Dr	Detached	3	2	25	\$759K	\$755K
	54 Colonial Ave	Detached	3	3	12	\$870K	\$815K
	65 Olga St	Townhouse	3	3	20	\$900K	\$850K
13 September, 2017	17 Oakridge Dr	Detached	3	2	7	\$799K	\$750K
19 September, 2017	42 St Quentin Ave	Detached	2	2	34	\$820K	\$800K
25 September, 2017	5 Mcnab Blvd	Detached	3	1	20	\$999K	\$1,025K
26 September, 2017	68 Harewood Ave	Detached	3	2	4	\$748K	\$700K
27 September, 2017	25 Oakridge Dr	Detached	4	2	20	\$725K	\$700K
28 September, 2017	45 Oakridge Dr	Detached	3	2	13	\$750K	\$700K
	57 Harewood Ave	Detached	3	1	7	\$679K	\$756K
29 September, 2017	17 Riant St	Detached	4	2	24	\$789K	\$745K
2 October, 2017	66 Dorset Rd	Detached	3	4	3	\$1,000K	\$1,050K
5 October, 2017	9 Fenwood Hts	Detached	3	3	28	\$2,499K	\$2,268K
6 October, 2017	56 Gradwell Dr	Detached	3	3	4	\$849K	\$849K
7 October, 2017	74 Glenridge Rd	Detached	3	4	47	\$1,299K	\$1,195K
	125 Brooklawn Ave	Detached	4	4	19	\$1,299K	\$1,250K
11 October, 2017	27 Waltonice Rd	Detached	4	5	58	\$1,399K	\$1,325K
	73 Kelsonia Ave	Detached	3	2	62	\$849K	\$820K
12 October, 2017	47 Cree Ave	Detached	3	2	8	\$750K	\$740K
	66 Willamere Dr	Detached	3	2	22	\$895K	\$847K
	253 Chine Dr	Detached	3	2	10	\$849K	\$828K
13 October, 2017	3 Faircroft Blvd	Detached	5	5	18	\$1,800K	\$1,730K
26 October, 2017	58 Mccowan Rd	Detached	3	2	14	\$720K	\$674K

Data

Month, Day, Year of Sold Date	Address1	Property Type	Bedrooms	Washrooms	Days on the Market	List Price	Sold Price
30 October, 2017	40 Eastville Ave	Detached	4	5	46	\$1,869K	\$1,830K
1 November, 2017	93 Cree Ave	Detached	2	2	22	\$745K	\$714K
3 November, 2017	111 Cliffcrest Dr	Detached	3	2	7	\$850K	\$850K
8 November, 2017	30 Stanland Dr	Detached	3	2	40	\$750K	\$745K
	54 Larwood Blvd	Detached	4	2	64	\$1,199K	\$1,125K
16 November, 2017	576 Midland Ave	Townhouse	4	4	34	\$735K	\$698K
18 November, 2017	4 Pastrano Crt	Detached	3	2	52	\$700K	\$675K
	52 Dorset Rd	Detached	4	6	9	\$1,625K	\$1,600K
21 November, 2017	36 Glen Muir Dr	Detached	3	2	28	\$800K	\$785K
22 November, 2017	84 Kelsonia Ave	Detached	4	2	37	\$1,000K	\$987K
27 November, 2017	72 Sunnypoint Cres	Detached	3	2	20	\$895K	\$870K
1 December, 2017	20 Stanland Dr	Detached	3	2	4	\$600K	\$651K
4 December, 2017	192 Randall Cres	Detached	4	4	32	\$1,550K	\$1,535K
5 December, 2017	10 Mccowan Rd	Detached	2	1	15	\$680K	\$660K
7 December, 2017	25 Glen Muir Dr	Detached	2	2	17	\$700K	\$665K
14 December, 2017	30 St Quentin Ave	Detached	4	5	9	\$1,389K	\$1,341K
15 December, 2017	58 Fenwood Hts	Detached	4	5	57	\$1,745K	\$1,708K
18 December, 2017	56 Allister Ave	Detached	3	1	3	\$750K	\$740K
21 December, 2017	92 Gradwell Dr	Detached	4	4	43	\$1,299K	\$1,265K
27 December, 2017	117 Dorset Rd	Detached	2	2	41	\$700K	\$690K
14 January, 2018	74 Sunnypoint Cres	Detached	2	2	44	\$880K	\$927K
17 January, 2018	23 National St	Townhouse	4	4	15	\$770K	\$755K
19 January, 2018	68 Gradwell Dr	Detached	4	5	66	\$1,299K	\$1,201K
20 January, 2018	42 Fenwood Hts	Detached	3	2	2	\$800K	\$880K
22 January, 2018	48 Thatcher Ave	Detached	2	2	108	\$700K	\$623K
16 February, 2018	33 Kelsonia Ave	Detached	4	4	67	\$1,369K	\$1,348K
17 February, 2018	96 Harewood Ave	Detached	3	1	4	\$739K	\$722K
22 February, 2018	14 Harewood Ave	Detached	3	1	6	\$799K	\$775K

Data

Month, Day, Year of Sold Date	Address1	Property Type	Bedrooms	Washrooms	Days on the Market	List Price	Sold Price
28 February, 2018	25 Meadowcliffe Dr	Detached	5	5	155	\$4,250K	\$4,270K
1 March, 2018	31 Glen Muir Dr	Detached	3	3	7	\$800K	\$783K
5 March, 2018	10 Basildon Cres	Detached	3	2	8	\$698K	\$680K
9 March, 2018	37 Jeanette St	Detached	5	3	17	\$849K	\$820K
10 March, 2018	28 Fenwood Hts	Detached	4	3	2	\$999K	\$999K
14 March, 2018	31 Anson Ave	Detached	3	2	0	\$900K	\$1,025K
15 March, 2018	31 Neilson Ave	Detached	3	3	16	\$1,259K	\$1,200K
	86 Brooklawn Ave	Detached	4	5	13	\$1,680K	\$1,625K
16 March, 2018	29 Mccowan Rd	Detached	9	5	91	\$1,240K	\$1,175K
18 March, 2018	131 Chine Dr	Detached	3	2	4	\$750K	\$725K
19 March, 2018	8 Undercliff Dr	Detached	4	5	40	\$1,948K	\$1,925K
22 March, 2018	23 Neilson Ave	Detached	3	1	8	\$700K	\$820K
26 March, 2018	25 Bridlegrove Dr	Townhouse	3	4	12	\$690K	\$702K
28 March, 2018	51 Brimley Rd	Detached	3	2	6	\$700K	\$695K
29 March, 2018	3689 St Clair Ave E	Detached	3	4	8	\$699K	\$785K