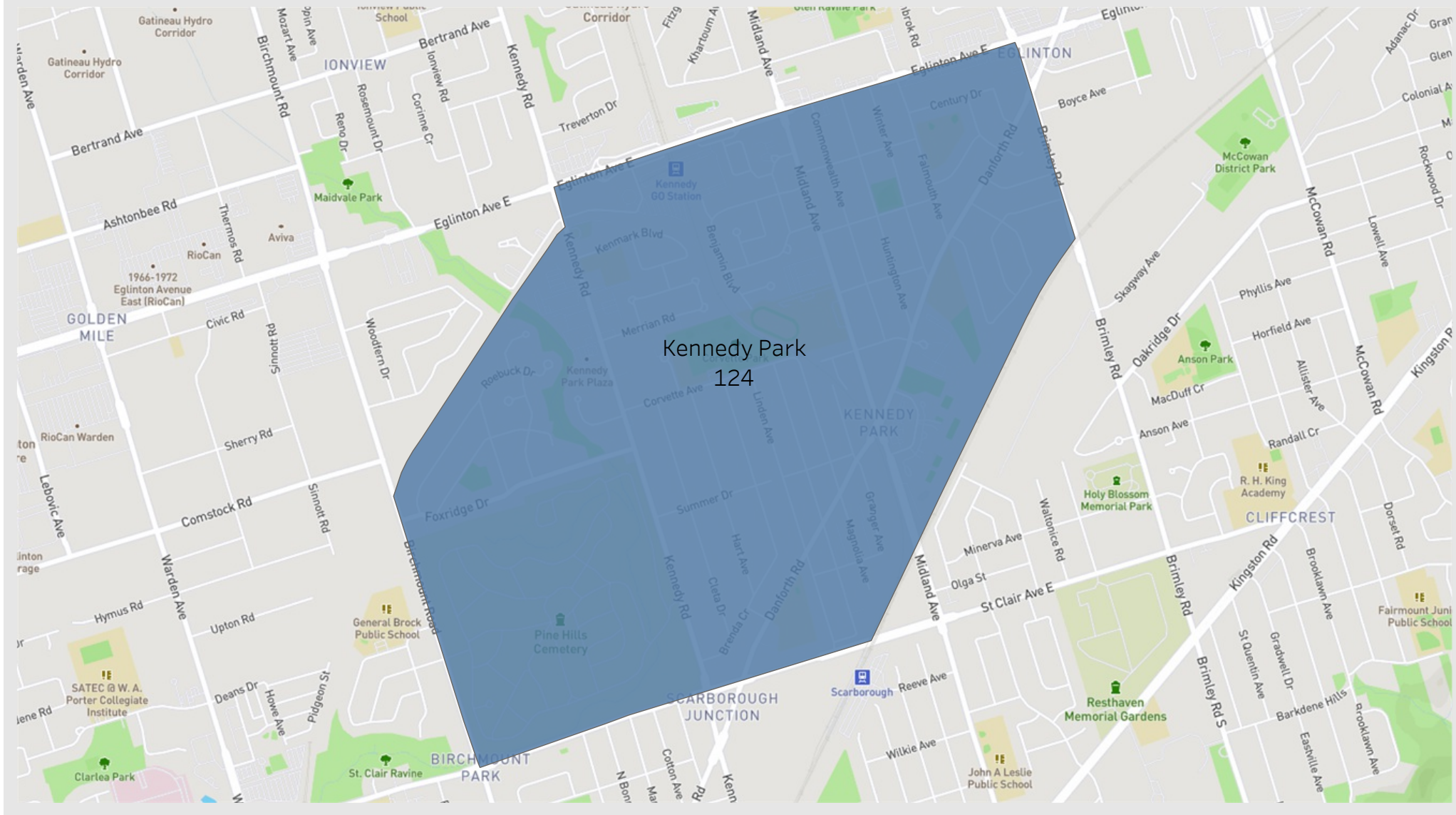
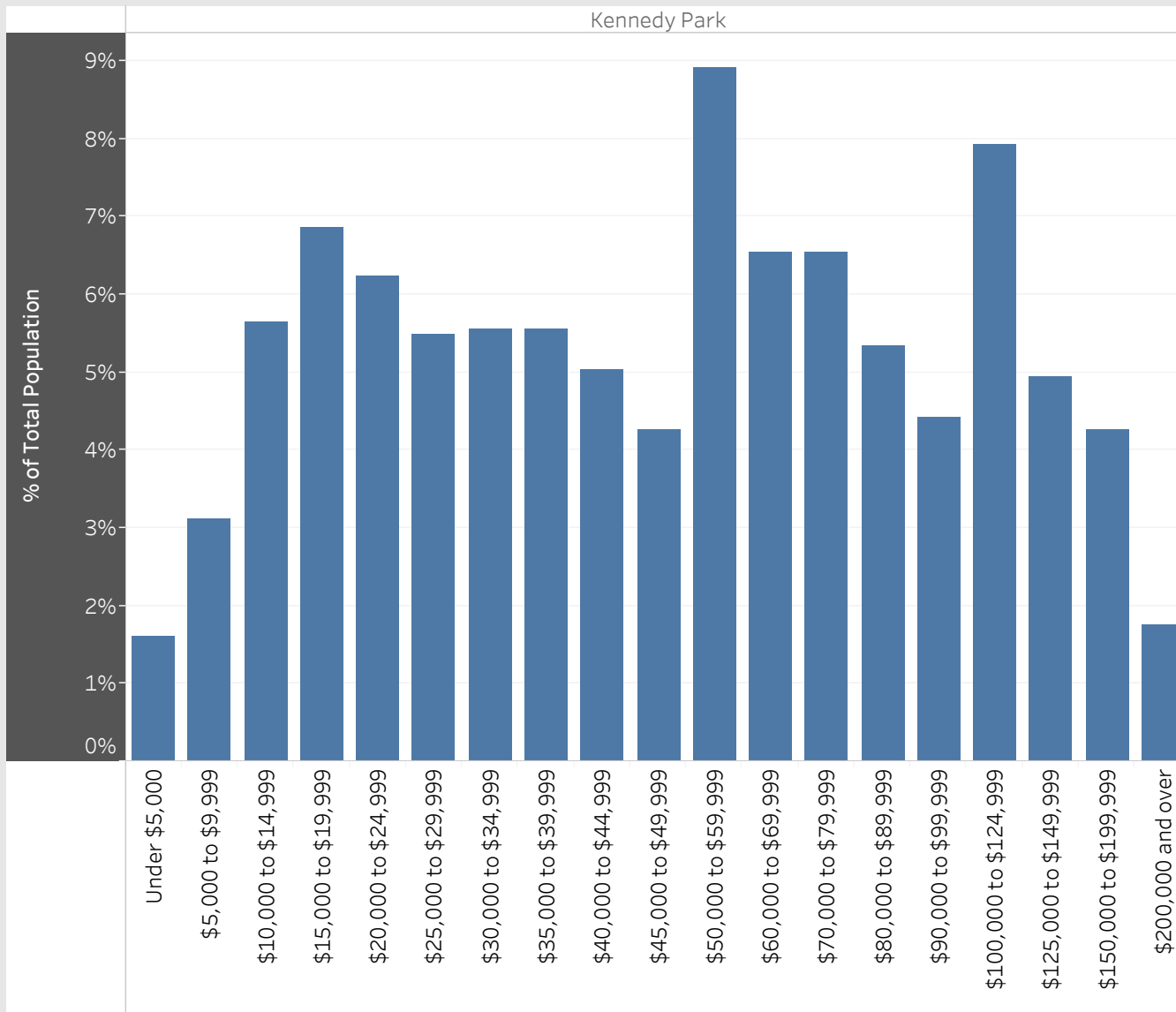


Kennedy Park  
Neighbourhood Breakdown  
July 1st, 2015 - March 31st, 2018

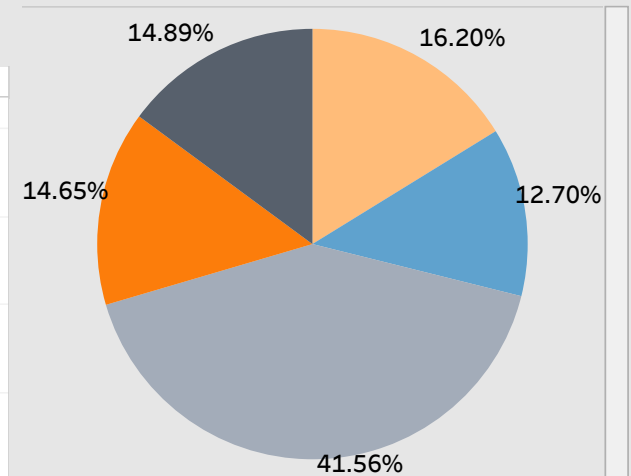


# 2016 StatsCan Data

## Household Income in Kennedy Park



## Age

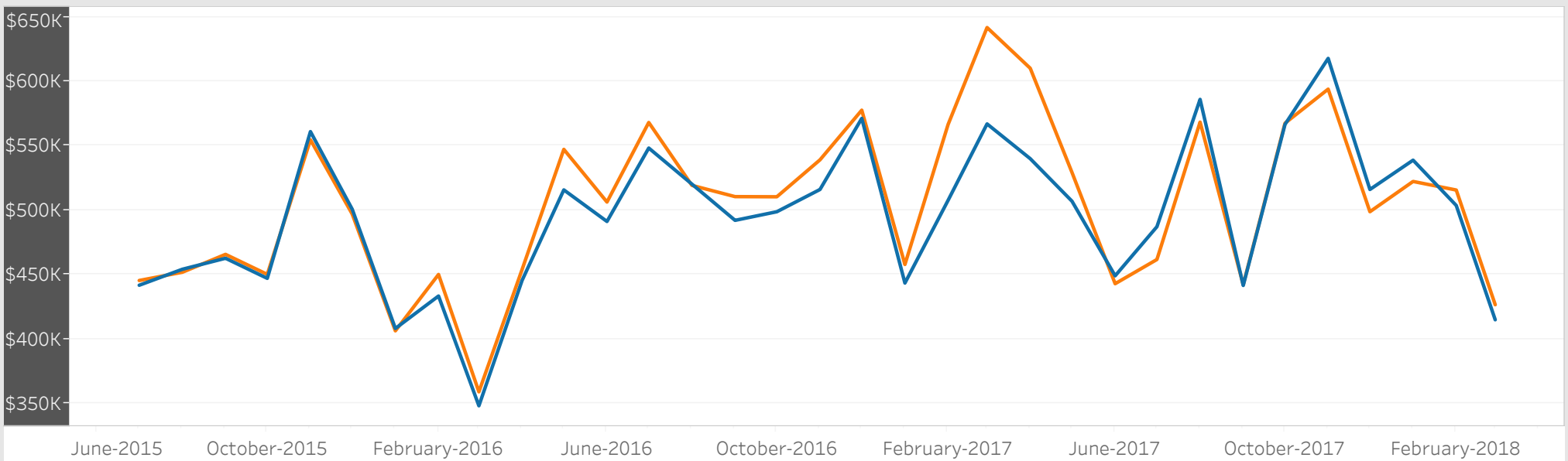


- Children (0-14 years)
- Youth (15-24 years)
- Working Age (25-54 years)
- Pre-retirement (55-64 years)
- Seniors (65+ years)

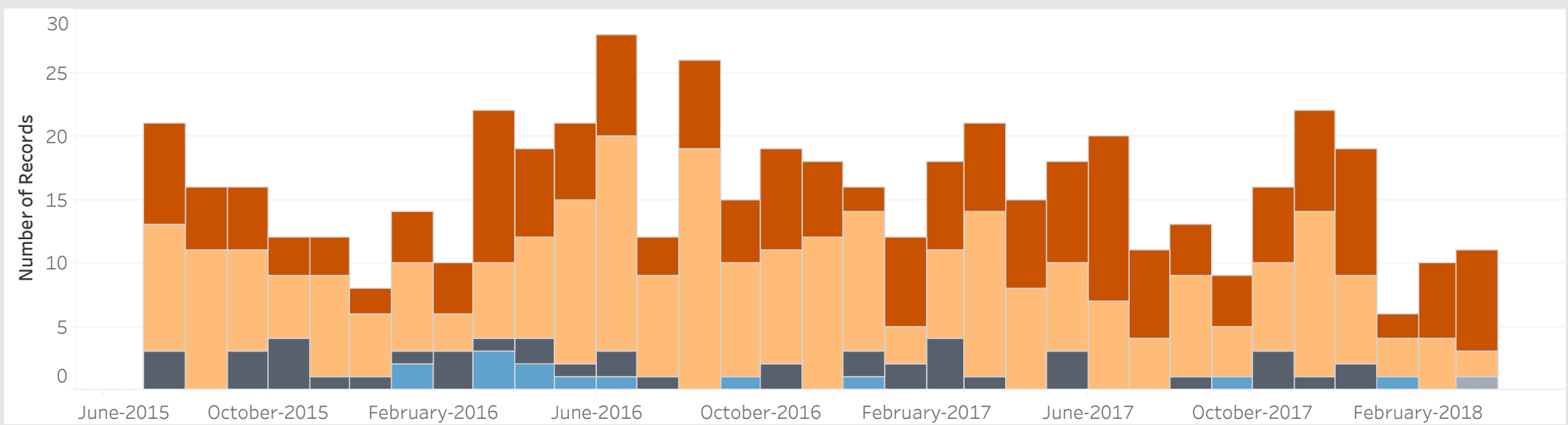
## Visible Minorities

Not a visible minority	30.49%
South Asian	24.35%
Filipino	15.14%
Black	12.45%
Chinese	6.05%
Visible minority; n.i.e.	3.16%
Multiple visible minorities	2.78%
Latin American	1.46%
Southeast Asian	1.40%
West Asian	1.02%
Arab	0.96%
Japanese	0.44%
Korean	0.29%

### Average Sold Price vs. Average Ask Price in Kennedy Park



### Properties Sold in Kennedy Park by Month



## Data

Month, Day, Year of Sold Date	Address1	Property Type	Bedrooms	Washrooms	Days on the Market	List Price	Sold Price
1 July, 2015	48 Foxridge Dr, Toronto	Detached	3	1	11	\$550K	\$535K
4 July, 2015	25 Hart Ave, Toronto	Detached	3	2	3	\$580K	\$627K
5 July, 2015	37 Brenda Cres, Toronto	Detached	4	5	84	\$1,249K	\$1,100K
	78 Commonwealth Ave, Toronto	Detached	2	2	48	\$419K	\$400K
	Ph22, 3 Greystone Walk Dr, Toronto	Condo	2	2	32	\$275K	\$275K
7 July, 2015	410, 1950 Kennedy Rd, Toronto	Condo	2	1	44	\$160K	\$156K
10 July, 2015	33 Garthwood Dr, Toronto	Detached	4	4	2	\$890K	\$845K
11 July, 2015	18 Wolfe Ave, Toronto	Detached	2	2	5	\$438K	\$515K
	145 Laurel Ave, Toronto	Semi-Detached	3	2	5	\$450K	\$517K
13 July, 2015	71 Maywood Park, Toronto	Detached	3	1	7	\$522K	\$530K
	685 Midland Ave, Toronto	Detached	2	2	8	\$499K	\$528K
	Ph 89, 1 Greystone Walk Dr, Toronto	Condo	2	2	20	\$300K	\$310K
14 July, 2015	516, 5 Greystone Walk Dr, Toronto	Condo	2	1	19	\$175K	\$167K
16 July, 2015	1586, 1 Greystone Walk Dr, Toronto	Condo	2	2	21	\$250K	\$240K
18 July, 2015	139 Benjamin Blvd, Toronto	Semi-Detached	3	2	5	\$470K	\$493K
19 July, 2015	1005, 5 Greystone Walk Dr, Toronto	Condo	2	2	14	\$250K	\$247K
21 July, 2015	832, 3 Greystone Walk Dr, Toronto	Condo	2	1	27	\$190K	\$183K
22 July, 2015	573 Kennedy Rd, Toronto	Detached	3	2	2	\$490K	\$490K
26 July, 2015	62 Hart Ave, Toronto	Detached	2	1	6	\$490K	\$557K
29 July, 2015	129 Benjamin Blvd, Toronto	Semi-Detached	3	2	8	\$490K	\$502K
	330, 665 Kennedy Rd, Toronto	Condo	3	2	27	\$140K	\$137K
9 August, 2015	67 Foxridge Dr, Toronto	Detached	3	2	6	\$550K	\$571K
11 August, 2015	15 Wolfe Ave, Toronto	Detached	2	2	34	\$459K	\$455K
	509 Kennedy Rd, Toronto	Detached	3	2	8	\$550K	\$535K
	704, 665 Kennedy Rd, Toronto	Condo	3	2	15	\$170K	\$162K
12 August, 2015	10 Maywood Park, Toronto	Detached	3	2	22	\$630K	\$635K
	34 Glenshephard Dr, Toronto	Detached	3	2	7	\$539K	\$612K
13 August, 2015	16 Wolfe Ave, Toronto	Detached	3	3	54	\$599K	\$550K

## Data

Month, Day, Year of Sold Date	Address1	Property Type	Bedrooms	Washrooms	Days on the Market	List Price	Sold Price
13 August, 2015	21 Brenda Cres, Toronto	Detached	4	2	1	\$560K	\$560K
16 August, 2015	2 Ordway Rd, Toronto	Detached	3	3	50	\$595K	\$594K
18 August, 2015	1809, 5 Greystone Walk Dr, Toronto	Condo	2	2	36	\$225K	\$224K
19 August, 2015	1510, 5 Greystone Walk Dr, Toronto	Condo	2	2	42	\$230K	\$210K
23 August, 2015	23 Glenshephard Dr, Toronto	Detached	2	2	10	\$499K	\$470K
	1412, 5 Greystone Walk Dr, Toronto	Condo	2	2	14	\$250K	\$250K
26 August, 2015	720, 3 Greystone Walk Dr, Toronto	Condo	2	2	22	\$260K	\$260K
27 August, 2015	17 Ordway Rd, Toronto	Detached	4	3	61	\$625K	\$600K
31 August, 2015	47 Roebuck Dr, Toronto	Detached	3	2	13	\$525K	\$541K
2 September, 2015	308, 665 Kennedy Rd, Toronto	Condo	3	2	37	\$159K	\$155K
7 September, 2015	35 Linden Ave, Toronto	Detached	3	2	7	\$519K	\$500K
11 September, 2015	102B Laurel Ave, Toronto	Detached	4	3	26	\$699K	\$735K
12 September, 2015	37 Chevron Cres, Toronto	Semi-Detached	3	1	2	\$439K	\$450K
14 September, 2015	45A Laurel Ave, Toronto	Detached	4	4	14	\$745K	\$745K
	60 Magnolia Ave, Toronto	Semi-Detached	3	3	32	\$500K	\$470K
17 September, 2015	1086, 1 Greystone Walk Dr, Toronto	Condo	2	2	17	\$249K	\$243K
20 September, 2015	15 Ordway Rd, Toronto	Detached	3	2	7	\$540K	\$558K
	1222, 3 Greystone Walk Dr, Toronto	Condo	2	2	5	\$270K	\$270K
21 September, 2015	930, 3 Greystone Walk Dr, Toronto	Condo	2	2	7	\$280K	\$276K
26 September, 2015	8 Ordway Rd, Toronto	Detached	3	2	6	\$550K	\$591K
	51 Kenmark Blvd, Toronto	Semi-Detached	3	2	1	\$490K	\$485K
29 September, 2015	29 Saugeen Cres, Toronto	Detached	3	2	9	\$579K	\$562K
	102 Granger Ave, Toronto	Detached	3	3	14	\$589K	\$620K
30 September, 2015	63 Foxridge Dr, Toronto	Detached	3	2	35	\$570K	\$570K
	1806, 5 Greystone Walk Dr, Toronto	Condo	2	1	16	\$225K	\$221K
3 October, 2015	14 Miniot Circ, Toronto	Detached	3	2	47	\$475K	\$501K
9 October, 2015	44 Chevron Cres, Toronto	Semi-Detached	3	3	8	\$440K	\$417K
14 October, 2015	25 Summer Dr, Toronto	Detached	3	2	51	\$673K	\$662K

## Data

Month, Day, Year of Sold Date	Address1	Property Type	Bedrooms	Washrooms	Days on the Market	List Price	Sold Price
14 October, 2015	768 Midland Ave, Toronto	Semi-Detached	3	2	37	\$489K	\$476K
	1423, 3 Greystone Walk Dr, Toronto	Condo	2	2	6	\$259K	\$256K
15 October, 2015	124 Roebuck Dr, Toronto	Detached	3	2	12	\$614K	\$610K
19 October, 2015	71 Winter Ave, Toronto	Semi-Detached	3	2	17	\$480K	\$480K
	846 Danforth Rd, Toronto	Semi-Detached	3	3	15	\$500K	\$483K
22 October, 2015	1815, 5 Greystone Walk Dr, Toronto	Condo	2	1	20	\$165K	\$167K
28 October, 2015	1817, 5 Greystone Walk Dr, Toronto	Condo	2	1	3	\$170K	\$169K
29 October, 2015	758B Midland Ave, Toronto	Detached	4	3	30	\$600K	\$610K
31 October, 2015	95 Hart Ave, Toronto	Detached	3	2	5	\$500K	\$571K
1 November, 2015	142 Brenda Cres, Toronto	Detached	4	5	27	\$1,100K	\$1,050K
4 November, 2015	319, 3 Greystone Walk Dr, Toronto	Condo	2	1	14	\$190K	\$185K
5 November, 2015	97 Hart Ave, Toronto	Detached	4	6	77	\$1,198K	\$1,140K
	578, 1 Greystone Walk Dr, Toronto	Condo	2	2	13	\$264K	\$257K
9 November, 2015	6A Granger Ave, Toronto	Semi-Detached	3	4	33	\$500K	\$505K
	118, 665 Kennedy Rd, Toronto	Condo	3	3	71	\$145K	\$140K
	715 Midland Ave, Toronto	Detached	3	2	6	\$350K	\$408K
11 November, 2015	53 Cleata Dr, Toronto	Detached	3	2	28	\$600K	\$550K
	71 Maywood Park, Toronto	Detached	3	2	9	\$668K	\$650K
15 November, 2015	20 Maywood Park, Toronto	Detached	3	2	19	\$550K	\$541K
18 November, 2015	9 Corvette Ave, Toronto	Detached	3	2	5	\$568K	\$615K
28 November, 2015	44 Falmouth Ave, Toronto	Detached	3	2	8	\$599K	\$614K
1 December, 2015	391, 1 Greystone Walk Dr, Toronto	Condo	2	1	23	\$219K	\$209K
3 December, 2015	1217, 5 Greystone Walk Dr, Toronto	Condo	2	1	34	\$179K	\$175K
5 December, 2015	11 Century Dr, Toronto	Detached	3	3	9	\$600K	\$570K
8 December, 2015	153 Magnolia Ave, Toronto	Detached	3	2	33	\$589K	\$570K
10 December, 2015	111 Linden Ave, Toronto	Detached	3	4	8	\$800K	\$846K
14 December, 2015	49 Century Dr, Toronto	Detached	3	2	7	\$589K	\$589K
15 December, 2015	27 Garthwood Dr, Toronto	Detached	3	1	7	\$550K	\$582K

## Data

Month, Day, Year of Sold Date	Address1	Property Type	Bedrooms	Washrooms	Days on the Market	List Price	Sold Price
22 December, 2015	834 Danforth Rd, Toronto	Semi-Detached	4	2	1	\$480K	\$435K
2 January, 2016	30, 593 Kennedy Rd, Toronto	Townhouse	3	2	6	\$280K	\$320K
3 January, 2016	665 Kennedy Rd, Toronto	Condo	3	2	26	\$155K	\$143K
4 January, 2016	17 Stavely Ave, Toronto	Detached	3	2	23	\$520K	\$515K
	57 Foxridge Dr, Toronto	Detached	3	2	14	\$546K	\$546K
12 January, 2016	956 Danforth Rd, Toronto	Detached	3	2	40	\$589K	\$589K
15 January, 2016	864 Danforth Rd, Toronto	Detached	3	3	9	\$530K	\$515K
17 January, 2016	419, 3 Greystone Walk Dr, Toronto	Condo	2	1	40	\$179K	\$145K
19 January, 2016	9 Autumn Ave, Toronto	Semi-Detached	3	2	9	\$545K	\$538K
	696 Midland Ave, Toronto	Detached	3	2	37	\$499K	\$499K
22 January, 2016	12, 593 Kennedy Rd	Townhouse	3	2	3	\$319K	\$328K
	708, 5 Greystone Walk Dr	Condo	2	2	83	\$219K	\$211K
28 January, 2016	12 Magnolia Ave	Detached	3	2	23	\$605K	\$588K
30 January, 2016	7 Merrian Rd	Detached	3	2	16	\$579K	\$610K
31 January, 2016	502, 665 Kennedy Rd	Condo	3	2	5	\$149K	\$142K
3 February, 2016	27 Brenda Cres	Detached	3	2	2	\$629K	\$645K
6 February, 2016	56 Chevron Cres	Semi-Detached	3	2	3	\$450K	\$451K
	1987, 1 Greystone Walk Dr	Condo	2	2	17	\$279K	\$272K
9 February, 2016	68 Laurel Ave	Detached	3	2	8	\$499K	\$658K
13 February, 2016	1010, 5 Greystone Walk	Condo	2	2	63	\$230K	\$225K
16 February, 2016	#816, 5 Greystone Walk Dr	Condo	1	1	18	\$180K	\$175K
17 February, 2016	10A Laurel Ave	Semi-Detached	3	3	6	\$529K	\$528K
18 February, 2016	1626, 3 Greystone Walk Dr	Condo	2	2	0	\$259K	\$255K
23 February, 2016	39A Magnolia Ave	Semi-Detached	4	3	4	\$550K	\$572K
24 February, 2016	6 Maywood Park	Detached	3	3	19	\$729K	\$720K
1 March, 2016	Th15, 593 Kennedy Rd	Townhouse	3	2	14	\$325K	\$337K
4 March, 2016	4 Stavely Ave	Detached	3	2	3	\$560K	\$560K
5 March, 2016	521, 665 Kennedy Rd	Condo	3	2	25	\$170K	\$150K

## Data

Month, Day, Year of Sold Date	Address1	Property Type	Bedrooms	Washrooms	Days on the Market	List Price	Sold Price
8 March, 2016	1803, 5 Greystone Walk Dr	Condo	2	2	12	\$270K	\$281K
9 March, 2016	88 Glenshephard Dr	Detached	3	2	65	\$599K	\$570K
	329, 3 Greystone Walk Dr	Condo	2	2	48	\$279K	\$273K
11 March, 2016	990 Danforth Rd	Detached	4	3	8	\$680K	\$708K
12 March, 2016	8 Maywood Park	Detached	3	2	2	\$698K	\$730K
14 March, 2016	152 Linden Ave	Semi-Detached	3	3	5	\$549K	\$560K
16 March, 2016	333, 665 Kennedy Rd	Condo	3	2	14	\$140K	\$133K
17 March, 2016	Ph28, 3 Greystone Walk Dr	Condo	2	1	16	\$240K	\$238K
20 March, 2016	1610, 5 Greystone Walk Dr	Condo	2	2	6	\$239K	\$239K
21 March, 2016	482, 1 Greystone Walk Dr	Condo	2	2	7	\$280K	\$301K
	Th 17, 593 Kennedy Rd	Townhouse	3	2	14	\$329K	\$351K
23 March, 2016	15 Stavely Ave	Detached	2	2	16	\$499K	\$630K
	19, 593 Kennedy Rd N	Townhouse	3	2	1	\$330K	\$353K
24 March, 2016	320, 665 Kennedy Rd	Condo	3	2	11	\$140K	\$140K
25 March, 2016	516, 665 Kennedy Rd	Condo	3	2	17	\$140K	\$135K
28 March, 2016	526, 3 Greystone Walk Dr	Condo	2	2	24	\$310K	\$288K
29 March, 2016	512, 665 Kennedy Rd	Condo	3	2	41	\$145K	\$135K
	528, 665 Kennedy Rd	Condo	3	2	18	\$138K	\$134K
31 March, 2016	753A Midland Ave	Detached	3	4	8	\$600K	\$652K
1 April, 2016	1609, 5 Greystone Walk Dr	Condo	2	2	24	\$279K	\$274K
6 April, 2016	35 Linden Ave	Detached	3	2	7	\$600K	\$615K
7 April, 2016	36 Linden Ave	Detached	4	4	23	\$750K	\$745K
8 April, 2016	55 Century Dr	Detached	3	2	10	\$650K	\$620K
	2027, 3 Greystone Walk Dr	Condo	2	2	7	\$299K	\$288K
11 April, 2016	10 Martorino Dr, Toronto	Detached	3	3	26	\$700K	\$670K
	50 Glenshephard Dr	Detached	3	2	28	\$599K	\$595K
14 April, 2016	608, 5 Greystone Walk Dr	Condo	2	2	14	\$230K	\$225K
16 April, 2016	11, 593 Kennedy Rd	Townhouse	3	2	9	\$330K	\$355K



## Data

Month, Day, Year of Sold Date	Address1	Property Type	Bedrooms	Washrooms	Days on the Market	List Price	Sold Price
19 April, 2016	956 Danforth Rd	Detached	3	2	5	\$613K	\$610K
20 April, 2016	65 Glenshephard Dr	Detached	3	2	6	\$580K	\$643K
21 April, 2016	30 Linden Ave	Semi-Detached	3	2	7	\$499K	\$582K
22 April, 2016	521, 665 Kennedy Rd	Townhouse	3	2	11	\$154K	\$139K
25 April, 2016	95 Maywood Park	Detached	3	2	6	\$700K	\$750K
28 April, 2016	603, 5 Greystone Walk Dr	Condo	2	2	6	\$270K	\$305K
	604, 5 Greystone Walk Dr	Condo	2	2	20	\$255K	\$265K
29 April, 2016	331, 665 Kennedy Rd	Condo	3	2	25	\$145K	\$142K
	834 Danforth Rd	Semi-Detached	4	3	10	\$625K	\$615K
	2002, 5 Greystone Walk Dr	Condo	1	1	14	\$185K	\$185K
4 May, 2016	18 Sheva Crt	Detached	3	1	9	\$550K	\$645K
6 May, 2016	306, 665 Kennedy Rd	Condo	3	2	86	\$129K	\$117K
	411, 5 Greystone Walk Dr	Condo	2	1	4	\$200K	\$209K
10 May, 2016	9 Summer Dr	Detached	3	1	6	\$550K	\$635K
13 May, 2016	735 Midland Ave	Detached	3	3	8	\$699K	\$782K
15 May, 2016	32 Hopecrest Cres	Detached	3	3	8	\$735K	\$808K
16 May, 2016	146 Roebuck Dr	Detached	3	2	6	\$659K	\$765K
	648 Kennedy Rd	Detached	3	2	14	\$600K	\$646K
17 May, 2016	106 Granger Ave	Semi-Detached	3	2	6	\$460K	\$588K
21 May, 2016	17 Martorino Dr	Detached	3	2	24	\$647K	\$638K
	20 Maywood Park	Detached	3	4	11	\$759K	\$750K
25 May, 2016	14 Miniot Circ	Detached	3	3	32	\$649K	\$618K
	650 Kennedy Rd	Detached	3	3	14	\$670K	\$730K
	683, 1 Greystone Walk Dr	Condo	2	1	9	\$260K	\$265K
26 May, 2016	44 Magnolia Ave	Detached	3	2	7	\$850K	\$830K
27 May, 2016	25, 593 Kennedy Rd	Townhouse	2	2	9	\$350K	\$361K
	76A Winter Ave	Detached	3	2	9	\$800K	\$790K
	617, 5 Greystone Walk Dr	Condo	1	1	2	\$180K	\$178K

## Data

Month, Day, Year of Sold Date	Address1	Property Type	Bedrooms	Washrooms	Days on the Market	List Price	Sold Price
27 May, 2016	915, 100 Dundalk Dr	Condo	2	1	22	\$165K	\$161K
	1588, 1 Greystone Walk Dr	Condo	2	2	11	\$320K	\$320K
30 May, 2016	96 Foxridge Dr	Detached	3	2	7	\$599K	\$655K
1 June, 2016	16, 593 Kennedy Rd	Townhouse	3	2	6	\$350K	\$377K
2 June, 2016	1 Winter Ave	Detached	2	1	9	\$400K	\$415K
3 June, 2016	36 Kim Crt	Detached	3	1	8	\$599K	\$625K
	177 Magnolia Ave	Detached	2	1	16	\$500K	\$490K
8 June, 2016	94 Commonwealth Ave	Detached	2	2	8	\$579K	\$661K
	115 Linden Ave	Detached	3	2	15	\$549K	\$500K
9 June, 2016	525 Kennedy Rd	Detached	2	2	2	\$569K	\$585K
	733, 3 Greystone Walk Dr	Condo	1	1	24	\$175K	\$185K
	1904, 5 Greystone Walk Dr	Condo	2	2	10	\$255K	\$320K
10 June, 2016	1007 Danforth Rd	Detached	3	2	48	\$679K	\$695K
12 June, 2016	10A Laurel Ave	Semi-Detached	3	3	6	\$579K	\$660K
	61 Hart Ave	Detached	3	3	7	\$500K	\$601K
	690 Midland Ave	Detached	3	1	12	\$500K	\$560K
13 June, 2016	18 Corvette Ave	Detached	5	5	28	\$889K	\$870K
	192 Magnolia Ave	Detached	3	2	6	\$739K	\$752K
14 June, 2016	1133, 3 Greystone Walk Dr	Condo	1	1	14	\$185K	\$190K
15 June, 2016	2079, 1 Greystone Walk Dr	Condo	2	2	22	\$305K	\$311K
20 June, 2016	1510, 5 Greystone Walk Dr	Condo	2	2	21	\$259K	\$260K
22 June, 2016	111, 665 Kennedy Rd	Condo	3	2	57	\$139K	\$134K
25 June, 2016	45 Martorino Dr	Detached	3	3	31	\$709K	\$690K
	1916, 5 Greystone Walk Dr	Condo	1	1	2	\$186K	\$194K
26 June, 2016	40 Lombardy Cres	Detached	3	2	1	\$699K	\$685K
	107, 665 Kennedy Rd	Condo	3	2	63	\$130K	\$110K
27 June, 2016	725 Midland Ave	Detached	4	4	34	\$850K	\$830K
28 June, 2016	2 Commonwealth Ave	Detached	2	2	9	\$580K	\$630K

## Data

Month, Day, Year of Sold Date	Address1	Property Type	Bedrooms	Washrooms	Days on the Market	List Price	Sold Price
28 June, 2016	698 Midland Ave	Detached	3	2	9	\$500K	\$500K
29 June, 2016	198 Magnolia Ave	Semi-Detached	3	2	7	\$550K	\$545K
30 June, 2016	63 Maywood Park	Detached	3	2	7	\$800K	\$800K
5 July, 2016	491 Kennedy Rd	Detached	3	2	7	\$500K	\$525K
	495 Danforth Rd	Detached	3	4	13	\$900K	\$879K
8 July, 2016	131, 3 Greystone Walk Dr	Condo	2	2	24	\$310K	\$295K
12 July, 2016	109 Foxridge Dr	Detached	3	3	6	\$599K	\$612K
15 July, 2016	10 Martorino Dr	Detached	3	3	3	\$700K	\$680K
	20 Kenmark Blvd	Semi-Detached	3	2	7	\$559K	\$559K
17 July, 2016	19 Lombardy Cres	Detached	3	3	3	\$750K	\$785K
19 July, 2016	183 Magnolia Ave	Detached	2	2	7	\$500K	\$541K
20 July, 2016	63 Hart Ave	Detached	3	1	1	\$647K	\$685K
25 July, 2016	709, 5 Greystone Walk Dr	Condo	2	2	18	\$295K	\$300K
	1822, 3 Greystone Walk Dr	Condo	2	2	52	\$320K	\$296K
26 July, 2016	696 Midland Ave	Detached	3	3	21	\$499K	\$660K
2 August, 2016	987, 1 Greystone Walk Dr	Condo	2	2	14	\$300K	\$298K
3 August, 2016	503, 665 Kennedy Rd	Condo	3	2	32	\$168K	\$164K
5 August, 2016	34 Ordway Rd	Detached	3	2	9	\$599K	\$660K
	537, 665 Kennedy Rd	Condo	3	2	28	\$179K	\$172K
	1531, 3 Greystone Walk Dr	Condo	2	2	58	\$319K	\$305K
7 August, 2016	73 Maywood Park	Detached	3	2	3	\$690K	\$740K
10 August, 2016	944 Midland Ave	Detached	3	2	7	\$499K	\$607K
11 August, 2016	62 Commonwealth Ave	Detached	2	2	50	\$550K	\$550K
	80 Roebuck Dr	Detached	3	3	32	\$630K	\$594K
12 August, 2016	23 Commonwealth Ave	Detached	4	3	23	\$675K	\$656K
	114 Roebuck Dr	Detached	3	2	1	\$628K	\$640K
	658 Danforth Rd N	Detached	3	3	25	\$786K	\$765K
14 August, 2016	23 Ordway Rd	Detached	2	2	20	\$590K	\$585K

## Data

Month, Day, Year of Sold Date	Address1	Property Type	Bedrooms	Washrooms	Days on the Market	List Price	Sold Price
15 August, 2016	65 Hart Ave	Detached	3	2	18	\$700K	\$675K
17 August, 2016	1283, 1 Greystone Walk Dr	Condo	2	1	40	\$270K	\$260K
18 August, 2016	17 Martorino Dr	Detached	3	2	4	\$647K	\$640K
20 August, 2016	48 Roebuck Dr	Detached	3	2	11	\$619K	\$615K
21 August, 2016	157 Linden Ave	Detached	3	3	9	\$600K	\$630K
23 August, 2016	21 Cleta Dr	Detached	3	2	7	\$669K	\$669K
25 August, 2016	42 Granger Ave	Detached	2	2	8	\$550K	\$565K
	309, 665 Kennedy Rd	Condo	3	2	16	\$160K	\$155K
26 August, 2016	4 Stavely Ave	Detached	3	4	1	\$700K	\$751K
27 August, 2016	524, 665 Kennedy Rd	Condo	3	2	9	\$120K	\$119K
30 August, 2016	136 Magnolia Ave	Detached	3	2	6	\$590K	\$586K
	898 Danforth Rd	Detached	2	1	7	\$400K	\$425K
31 August, 2016	663 Danforth Rd	Detached	3	2	127	\$889K	\$675K
1 September, 2016	74 Glenshephard Dr	Detached	3	2	0	\$670K	\$660K
	1185, 1 Greystone Walk Dr	Condo	2	1	3	\$279K	\$270K
3 September, 2016	5 Commonwealth Ave	Detached	3	2	15	\$590K	\$585K
5 September, 2016	332, 665 Kennedy Rd	Condo	3	2	48	\$167K	\$160K
14 September, 2016	60 Laurel Ave	Detached	3	2	43	\$649K	\$635K
	621, 3 Greystone Walk Dr	Condo	2	2	1	\$310K	\$320K
15 September, 2016	25 Lombardy Cres	Detached	3	2	9	\$730K	\$750K
16 September, 2016	56 Glenshephard Dr	Detached	3	2	14	\$649K	\$636K
19 September, 2016	28, 593 Kennedy Rd	Townhouse	3	2	14	\$370K	\$395K
23 September, 2016	29 Wolfe Ave	Detached	3	2	22	\$699K	\$710K
26 September, 2016	33 Safari St	Detached	3	2	17	\$630K	\$712K
	56 Huntington Ave	Detached	4	3	13	\$599K	\$702K
	532, 665 Kennedy Rd	Condo	3	2	88	\$165K	\$168K
28 September, 2016	23 Lombardy Cres	Detached	3	2	0	\$600K	\$680K
30 September, 2016	1226, 3 Greystone Walk Dr	Condo	2	2	12	\$275K	\$274K

## Data

Month, Day, Year of Sold Date	Address1	Property Type	Bedrooms	Washrooms	Days on the Market	List Price	Sold Price
4 October, 2016	92 Kenmark Blvd	Semi-Detached	3	2	7	\$560K	\$555K
	121 Benjamin Blvd	Semi-Detached	3	2	24	\$559K	\$580K
7 October, 2016	76 Roebuck Dr	Detached	3	2	2	\$649K	\$715K
11 October, 2016	9 Commonwealth Ave	Detached	4	4	47	\$1,150K	\$1,105K
	715 Midland Ave	Detached	3	2	28	\$675K	\$667K
13 October, 2016	126 Roebuck Dr	Detached	3	1	6	\$600K	\$675K
	1481, 1 Greystone Walk Dr	Condo	2	2	4	\$309K	\$325K
	1612, 5 Greystone Walk Dr	Condo	2	2	10	\$310K	\$307K
14 October, 2016	102A Granger Ave	Detached	3	2	7	\$550K	\$651K
	590, 1 Greystone Walk Dr	Condo	2	2	9	\$360K	\$349K
17 October, 2016	85 Cleta Dr	Detached	2	1	3	\$599K	\$615K
18 October, 2016	89A Granger Ave	Detached	3	2	27	\$700K	\$688K
20 October, 2016	1120, 3 Greystone Walk Dr	Condo	2	2	17	\$300K	\$285K
21 October, 2016	1734, 3 Greystone Walk Dr	Condo	1	1	8	\$199K	\$215K
22 October, 2016	1103, 5 Greystone Walk Dr	Condo	2	2	10	\$305K	\$300K
	1531, 3 Greystone Walk Dr	Condo	2	2	18	\$308K	\$303K
25 October, 2016	952 Danforth Rd	Detached	2	3	7	\$549K	\$600K
28 October, 2016	882, 1 Greystone Walk Dr	Condo	2	2	20	\$320K	\$312K
31 October, 2016	23 Laurel Ave	Detached	3	1	3	\$475K	\$450K
2 November, 2016	106 Laurel Ave	Detached	3	1	6	\$529K	\$542K
3 November, 2016	122 Linden Ave	Detached	2	2	1	\$750K	\$922K
7 November, 2016	14 Miniot Circ	Detached	3	3	25	\$675K	\$655K
10 November, 2016	1183, 1 Greystone Walk Dr	Condo	2	1	36	\$270K	\$263K
13 November, 2016	11 Brenda Cres	Detached	3	2	4	\$710K	\$700K
	54 Roebuck Dr	Detached	3	2	4	\$649K	\$740K
	301, 665 Kennedy Rd	Condo	3	2	24	\$159K	\$154K
14 November, 2016	1134, 3 Greystone Walk Dr	Condo	1	1	2	\$215K	\$217K
	1506, 5 Greystone Walk Dr	Condo	2	1	33	\$279K	\$265K

## Data

Month, Day, Year of Sold Date	Address1	Property Type	Bedrooms	Washrooms	Days on the Market	List Price	Sold Price
15 November, 2016	16 Wolfe Ave	Detached	3	3	4	\$620K	\$620K
17 November, 2016	583 Kennedy Rd	Detached	3	3	6	\$650K	\$690K
21 November, 2016	32 Linden Ave	Detached	3	3	3	\$697K	\$700K
22 November, 2016	21 Maywood Park	Detached	3	1	34	\$680K	\$669K
	135 Glenshephard Dr	Detached	3	1	39	\$549K	\$601K
23 November, 2016	72 Falmouth Ave	Detached	3	2	1	\$700K	\$750K
24 November, 2016	1817, 5 Greystone Walk Dr	Condo	1	1	2	\$198K	\$199K
29 November, 2016	7 Glenshephard Dr	Detached	3	1	5	\$600K	\$677K
30 November, 2016	1887, 1 Greystone Walk Dr	Condo	2	2	27	\$359K	\$339K
3 December, 2016	826 Danforth Rd	Semi-Detached	3	2	47	\$569K	\$558K
4 December, 2016	9 Linden Ave	Detached	3	1	2	\$409K	\$428K
6 December, 2016	30 Lombardy Cres	Detached	2	2	14	\$600K	\$585K
	93 Cleta Dr	Detached	3	2	6	\$599K	\$710K
7 December, 2016	50 Summer Dr	Detached	3	2	20	\$650K	\$621K
8 December, 2016	#515, 665 Kennedy Rd	Condo	3	2	57	\$159K	\$153K
10 December, 2016	110 Roebuck Dr	Detached	3	3	11	\$689K	\$672K
12 December, 2016	12 Glenshephard Dr	Detached	3	1	88	\$669K	\$669K
13 December, 2016	814, 5 Greystone Walk Dr	Condo	2	2	15	\$290K	\$300K
15 December, 2016	98 Roebuck Dr	Detached	3	3	7	\$700K	\$770K
20 December, 2016	27 Kiriakou St	Townhouse	3	4	6	\$565K	\$568K
	31 Ordway Rd	Detached	2	3	2	\$575K	\$587K
21 December, 2016	113 Foxridge Dr	Detached	4	4	9	\$710K	\$701K
30 December, 2016	138 Roebuck Dr	Detached	3	2	44	\$680K	\$665K
	151 Magnolia Ave	Detached	3	2	24	\$687K	\$685K
31 December, 2016	126 Laurel Ave	Semi-Detached	3	2	78	\$589K	\$570K
4 January, 2017	307, 665 Kennedy Rd	Condo	3	2	30	\$165K	\$137K
	2226, 3 Greystone Walk Dr	Condo	2	2	27	\$340K	\$325K
5 January, 2017	319, 665 Kennedy Rd	Condo	3	2	59	\$173K	\$165K

Data

Month, Day, Year of Sold Date	Address1	Property Type	Bedrooms	Washrooms	Days on the Market	List Price	Sold Price
7 January, 2017	90A Laurel Ave	Detached	3	2	10	\$648K	\$655K
17 January, 2017	706, 5 Grey Stone Walk Dr	Condo	2	1	14	\$260K	\$258K
21 January, 2017	2131, 3 Greystone Walk Dr	Condo	2	2	14	\$339K	\$332K
22 January, 2017	587, 1 Greystone Walk Dr	Condo	2	2	5	\$369K	\$369K
24 January, 2017	159A Linden Ave	Semi-Detached	3	3	11	\$699K	\$688K
29 January, 2017	108 Cleta Dr	Detached	3	2	9	\$680K	\$765K
30 January, 2017	198 Magnolia Ave	Semi-Detached	3	3	10	\$599K	\$730K
	808 Midland Ave	Detached	2	3	27	\$749K	\$725K
31 January, 2017	429, 3 Greystone Walk Dr	Condo	2	2	7	\$300K	\$345K
2 February, 2017	306, 800 Kennedy Rd	Condo	3	2	24	\$230K	\$230K
7 February, 2017	105, 5 Greystone Walk Dr	Condo	1	1	19	\$300K	\$275K
	502, 665 Kennedy Rd	Condo	3	2	84	\$171K	\$165K
8 February, 2017	888 Danforth Rd	Detached	3	3	9	\$650K	\$705K
13 February, 2017	814, 5 Greystone Walk Dr	Condo	2	2	6	\$300K	\$328K
14 February, 2017	108, 5 Greystone Walk Dr	Condo	2	2	13	\$265K	\$270K
15 February, 2017	63 Chevron Cres	Semi-Detached	3	2	7	\$575K	\$680K
	64 Lombardy Cres	Detached	3	3	7	\$689K	\$840K
	138 Magnolia Ave	Detached	3	3	0	\$800K	\$865K
16 February, 2017	90 Granger Ave	Detached	2	2	0	\$700K	\$844K
17 February, 2017	55A Laurel Ave	Semi-Detached	3	1	4	\$529K	\$628K
20 February, 2017	2209, 5 Greystone Walk Dr	Condo	2	2	3	\$320K	\$325K
26 February, 2017	35 Magnolia Ave	Detached	3	3	1	\$800K	\$810K
	200 Linden Ave	Semi-Detached	3	2	3	\$650K	\$700K
28 February, 2017	24 Huntington Ave	Detached	3	2	6	\$550K	\$707K
	56 Chevron Cres	Semi-Detached	3	2	7	\$550K	\$650K
	75 Cleta Dr	Detached	3	1	7	\$699K	\$825K
	2323, 3 Greystone Walk Dr	Condo	2	2	20	\$360K	\$350K
2 March, 2017	319, 3 Greystone Walk Dr	Condo	1	1	3	\$260K	\$280K

## Data

Month, Day, Year of Sold Date	Address1	Property Type	Bedrooms	Washrooms	Days on the Market	List Price	Sold Price
3 March, 2017	1428, 3 Greystone Walk Dr	Condo	2	2	14	\$285K	\$292K
7 March, 2017	85 Laurel Ave	Detached	3	3	6	\$699K	\$675K
	658 Danforth Rd N	Detached	3	3	13	\$850K	\$920K
	1706, 5 Greystone Walk Dr	Condo	2	2	13	\$290K	\$315K
8 March, 2017	27 Winter Ave	Detached	3	1	1	\$600K	\$732K
	80 Commonwealth Ave	Detached	2	2	7	\$529K	\$630K
9 March, 2017	196 Linden Ave	Semi-Detached	3	2	10	\$598K	\$732K
10 March, 2017	586, 1 Greystone Walk Dr	Condo	2	2	1	\$375K	\$380K
14 March, 2017	1204, 5 Greystone Walk Dr	Condo	2	2	1	\$349K	\$370K
15 March, 2017	513 Kennedy Rd	Detached	3	2	6	\$670K	\$828K
17 March, 2017	59 Cleta Dr	Detached	2	2	1	\$899K	\$1,000K
20 March, 2017	61 Lombardy Cres	Detached	3	2	7	\$698K	\$857K
22 March, 2017	109 Cleta Dr	Detached	3	3	1	\$690K	\$817K
	1628, 3 Greystone Walk Dr E	Condo	2	2	25	\$345K	\$330K
23 March, 2017	115 Brenda Cres	Detached	3	3	8	\$850K	\$940K
26 March, 2017	2 Marsh Rd	Detached	2	1	9	\$500K	\$658K
	2012, 5 Greystone Walk Dr	Condo	2	2	3	\$380K	\$380K
27 March, 2017	64 Lombardy Cres	Detached	3	3	6	\$689K	\$866K
28 March, 2017	962 Midland Ave	Detached	3	2	6	\$600K	\$725K
31 March, 2017	62 Commonwealth Ave	Detached	2	2	1	\$750K	\$750K
1 April, 2017	100A Laurel Ave	Detached	3	3	4	\$650K	\$800K
	1280, 1 Greystone Walk Dr	Condo	2	2	12	\$400K	\$443K
2 April, 2017	1 Winter Ave	Detached	2	2	6	\$580K	\$685K
	912, 5 Greystone Walk Dr	Condo	2	2	1	\$420K	\$440K
6 April, 2017	100 Brenda Cres	Detached	2	2	2	\$629K	\$875K
	1723, 3 Greystone Walk	Condo	2	2	1	\$399K	\$400K
7 April, 2017	679, 1 Greystone Walk Dr	Condo	2	2	1	\$400K	\$460K
13 April, 2017	2 Hopecrest Cres	Detached	3	2	8	\$675K	\$681K



## Data

Month, Day, Year of Sold Date	Address1	Property Type	Bedrooms	Washrooms	Days on the Market	List Price	Sold Price
13 April, 2017	43 Century Dr	Detached	3	2	6	\$699K	\$777K
18 April, 2017	28 Cleta Dr	Detached	3	2	6	\$750K	\$813K
	1679, 1 Greystone Walk Dr	Condo	2	2	1	\$390K	\$450K
20 April, 2017	821, 3 Greystone Walk Dr	Condo	2	2	15	\$380K	\$409K
24 April, 2017	1284, 1 Greystone Walk Dr, Toronto	Condo	2	2	10	\$380K	\$385K
25 April, 2017	51 Brenda Cres	Detached	2	1	5	\$699K	\$915K
29 April, 2017	19 Linden Ave	Detached	3	1	12	\$649K	\$620K
2 May, 2017	1511, 5 Greystone Walk Dr	Condo	2	1	5	\$290K	\$310K
3 May, 2017	139 Benjamin Blvd	Semi-Detached	3	2	9	\$598K	\$666K
	503, 665 Kennedy Rd	Condo	3	2	2	\$185K	\$190K
5 May, 2017	108, 665 Kennedy Rd	Condo	3	2	43	\$130K	\$125K
	1886, 1 Greystone Walk Dr	Condo	2	2	9	\$389K	\$381K
8 May, 2017	6 Sheva Crt	Detached	3	3	11	\$699K	\$838K
9 May, 2017	92 Hart Ave	Detached	3	2	7	\$750K	\$800K
11 May, 2017	685 Danforth Rd	Semi-Detached	3	2	7	\$599K	\$651K
16 May, 2017	1417, 5 Greystone Walk Dr	Condo	1	1	6	\$220K	\$260K
18 May, 2017	532, 3 Greystone Walk Dr	Condo	1	1	9	\$250K	\$242K
19 May, 2017	107 Linden Ave	Detached	2	2	4	\$650K	\$632K
20 May, 2017	1 Ordway Rd	Detached	3	2	3	\$800K	\$785K
	5 Neston Ave	Detached	3	2	19	\$689K	\$721K
	101 Laurel Ave	Semi-Detached	3	2	3	\$639K	\$655K
23 May, 2017	480, 1 Greystone Walk Dr	Condo	2	2	10	\$410K	\$400K
24 May, 2017	102 Foxridge Dr	Detached	3	2	12	\$720K	\$746K
26 May, 2017	1833, 3 Greystone Walk Dr	Condo	1	1	3	\$258K	\$280K
29 May, 2017	21 Lombardy Cres	Detached	3	2	10	\$849K	\$845K
1 June, 2017	23 Winter Ave	Detached	3	2	2	\$769K	\$740K
2 June, 2017	113 Foxridge Dr	Detached	4	4	22	\$879K	\$835K
3 June, 2017	331, 665 Kennedy Rd	Condo	3	2	4	\$182K	\$214K

## Data

Month, Day, Year of Sold Date	Address1	Property Type	Bedrooms	Washrooms	Days on the Market	List Price	Sold Price
3 June, 2017	822, 3 Greystone Walk Dr	Condo	2	2	29	\$370K	\$358K
4 June, 2017	89 Roebuck Dr	Detached	3	2	11	\$699K	\$685K
7 June, 2017	501, 665 Kennedy Rd	Condo	5	2	19	\$200K	\$200K
8 June, 2017	533, 3 Greystone Walk Dr	Condo	1	1	11	\$250K	\$261K
11 June, 2017	706, 5 Grey Stone Walk Dr	Condo	2	1	13	\$290K	\$287K
14 June, 2017	325, 665 Kennedy Rd	Condo	3	2	2	\$175K	\$180K
18 June, 2017	1213, 5 Greystone Walk Dr, Toronto	Condo	2	2	20	\$399K	\$385K
20 June, 2017	1934, 3 Greystone Walk Dr	Condo	1	1	33	\$260K	\$265K
21 June, 2017	81B Brenda Cres, Toronto	Detached	4	5	2	\$959K	\$955K
22 June, 2017	733, 3 Greystone Walk Dr	Condo	1	1	12	\$248K	\$240K
27 June, 2017	2 Ordway Rd, Toronto	Detached	3	3	2	\$790K	\$785K
	112, 665 Kennedy Rd	Condo	3	2	15	\$165K	\$165K
28 June, 2017	1701, 5 Greystone Walk Dr	Condo	2	2	2	\$330K	\$328K
29 June, 2017	18 Miniot Circ	Detached	3	2	3	\$736K	\$715K
	49 Merrian Rd	Detached	3	1	8	\$600K	\$575K
	608, 5 Greystone Walk Dr	Condo	2	2	10	\$315K	\$320K
30 June, 2017	603, 5 Greystone Walk Dr	Condo	2	2	14	\$365K	\$365K
7 July, 2017	627, 3 Greystone Walk Dr	Condo	2	2	17	\$378K	\$365K
12 July, 2017	1107, 5 Greystone Walk Dr	Condo	1	1	16	\$279K	\$264K
14 July, 2017	1906, 5 Greystone Walk Dr	Condo	2	1	14	\$348K	\$308K
18 July, 2017	#280, 1 Greystone Walk, Dr	Condo	2	2	20	\$350K	\$345K
24 July, 2017	34 Huntington Ave	Detached	3	2	33	\$650K	\$600K
25 July, 2017	137 Roebuck Dr	Detached	2	2	19	\$759K	\$750K
27 July, 2017	687, 1 Greystone Walk Dr	Condo	2	2	30	\$379K	\$355K
28 July, 2017	814 Midland Ave	Detached	4	3	1	\$749K	\$749K
29 July, 2017	920, 3 Greystone Walk Dr	Condo	2	2	20	\$378K	\$355K
30 July, 2017	28 Cleta Dr	Detached	3	2	10	\$720K	\$635K
	730, 3 Greystone Walk Dr	Condo	2	2	64	\$369K	\$353K

Data

Month, Day, Year of Sold Date	Address1	Property Type	Bedrooms	Washrooms	Days on the Market	List Price	Sold Price
2 August, 2017	578, 1 Greystone Walk Dr	Condo	2	2	22	\$365K	\$354K
3 August, 2017	86 Huntington Ave	Detached	3	1	13	\$600K	\$550K
13 August, 2017	49 Century Dr	Detached	3	2	26	\$669K	\$620K
14 August, 2017	688 Midland Ave	Detached	2	2	21	\$788K	\$660K
15 August, 2017	62 Laurel Ave	Detached	3	2	6	\$599K	\$605K
18 August, 2017	62 Winter Ave	Detached	4	2	0	\$810K	\$780K
22 August, 2017	56 Glenshephard Dr	Detached	3	3	10	\$799K	\$795K
	70 Winter Ave	Detached	3	3	21	\$700K	\$750K
24 August, 2017	613, 5 Greystone Walk Dr	Condo	2	2	28	\$370K	\$365K
25 August, 2017	2007, 5 Greystone Walk Dr	Condo	1	1	8	\$275K	\$272K
28 August, 2017	116 Glenshephard Dr	Detached	3	4	3	\$679K	\$679K
29 August, 2017	7 Thrush Rd	Semi-Detached	5	3	4	\$599K	\$600K
30 August, 2017	1604, 5 Greystone Walk Dr	Condo	2	2	41	\$365K	\$358K
1 September, 2017	28 Hopecrest Cres	Detached	3	3	37	\$788K	\$791K
5 September, 2017	305, 665 Kennedy Rd	Townhouse	3	2	35	\$210K	\$201K
	509, 665 Kennedy Rd	Condo	3	2	54	\$217K	\$210K
6 September, 2017	419, 3560 St Clair Ave E	Condo	1	1	39	\$350K	\$339K
7 September, 2017	1216, 5 Greystone Walk Dr	Condo	1	1	2	\$250K	\$251K
8 September, 2017	32 Cleta Dr	Detached	3	2	0	\$700K	\$680K
9 September, 2017	58 Huntington Ave	Detached	2	3	3	\$640K	\$600K
21 September, 2017	26 Falmouth Ave	Detached	2	1	10	\$449K	\$552K
25 September, 2017	1284, 1 Greystone Walk Dr	Condo	2	2	7	\$370K	\$355K
2 October, 2017	66 Century Dr	Detached	3	2	3	\$650K	\$725K
3 October, 2017	10 Chevron Cres	Semi-Detached	3	2	12	\$585K	\$580K
4 October, 2017	11 Cleta Dr	Detached	3	2	6	\$699K	\$705K
6 October, 2017	1210, 5 Greystone Walk Dr	Condo	2	2	16	\$350K	\$345K
10 October, 2017	174 Flora Dr	Detached	3	1	0	\$850K	\$850K
	901, 5 Greystone Walk Dr	Condo	2	1	0	\$320K	\$315K

## Data

Month, Day, Year of Sold Date	Address1	Property Type	Bedrooms	Washrooms	Days on the Market	List Price	Sold Price
11 October, 2017	11 Independence Dr	Detached	3	2	5	\$650K	\$667K
12 October, 2017	83 Brenda Cres	Detached	3	2	42	\$850K	\$825K
13 October, 2017	113 Foxridge Dr	Detached	4	4	8	\$699K	\$737K
18 October, 2017	143 Benjamin Blvd	Semi-Detached	3	2	20	\$610K	\$580K
	311, 665 Kennedy Rd	Condo	3	2	63	\$220K	\$225K
19 October, 2017	1587, 1 Greystone Walk Dr	Condo	2	2	7	\$370K	\$360K
20 October, 2017	526, 3 Greystone Walk Dr	Condo	2	2	1	\$357K	\$357K
21 October, 2017	942 Danforth Rd	Detached	3	2	17	\$750K	\$699K
27 October, 2017	1078, 1 Greystone Walk Dr	Condo	2	2	17	\$368K	\$365K
30 October, 2017	126 Benjamin Blvd	Semi-Detached	3	2	5	\$738K	\$745K
2 November, 2017	37 Safari St	Detached	3	2	8	\$769K	\$768K
	79 Laurel Ave	Detached	4	4	49	\$1,188K	\$1,065K
4 November, 2017	108 Magnolia Ave	Detached	3	2	33	\$630K	\$600K
6 November, 2017	84 Huntington Ave	Detached	2	1	0	\$559K	\$551K
	109 Linden Ave	Detached	2	3	42	\$699K	\$675K
	220, 3560 St Clair Ave E	Condo	1	2	8	\$358K	\$353K
	1007, 5 Greystone Walk Dr	Condo	1	1	13	\$290K	\$270K
	1711, 5 Greystone Walk Dr	Condo	2	2	20	\$350K	\$330K
7 November, 2017	312, 665 Kennedy Rd	Condo	3	2	42	\$220K	\$206K
8 November, 2017	19 Lombardy Cres	Detached	3	3	50	\$868K	\$840K
10 November, 2017	16 Kenmark Blvd	Semi-Detached	3	2	9	\$660K	\$640K
	49 Merrian Rd	Detached	3	3	8	\$799K	\$818K
13 November, 2017	925, 3 Greystone Walk Dr	Condo	2	2	4	\$309K	\$305K
17 November, 2017	104 Glenshephard Dr	Detached	3	2	24	\$700K	\$650K
20 November, 2017	62 Cleta Dr	Detached	3	2	13	\$689K	\$660K
21 November, 2017	232, 3 Greystone Walk Dr	Condo	1	1	5	\$250K	\$250K
22 November, 2017	23 Laurel Ave	Detached	3	3	20	\$699K	\$680K
	39 Garthwood Dr	Detached	3	2	7	\$740K	\$720K

## Data

Month, Day, Year of Sold Date	Address1	Property Type	Bedrooms	Washrooms	Days on the Market	List Price	Sold Price
22 November, 2017	53 Brenda Cres	Detached	5	6	21	\$1,400K	\$1,304K
27 November, 2017	81 Roebuck Dr	Detached	3	2	24	\$855K	\$839K
29 November, 2017	317, 3560 St Clair Ave	Condo	1	1	18	\$350K	\$336K
30 November, 2017	518, 665 Kennedy Rd	Condo	3	2	90	\$210K	\$208K
1 December, 2017	22 Laurel Ave	Detached	4	3	12	\$769K	\$745K
	135 Linden Ave	Semi-Detached	3	2	9	\$670K	\$648K
3 December, 2017	21 Hopecrest Cres	Detached	3	3	54	\$765K	\$740K
	63 Commonwealth Ave	Detached	2	1	4	\$650K	\$645K
5 December, 2017	423, 3 Greystone Walk Dr	Condo	2	2	40	\$335K	\$332K
6 December, 2017	866 Danforth Rd	Detached	3	2	41	\$699K	\$636K
	2084, 1 Greystone Walk Dr N	Condo	2	2	70	\$389K	\$370K
8 December, 2017	36 Commonwealth Ave	Detached	3	3	4	\$668K	\$675K
9 December, 2017	408, 5 Greystone Walk Dr	Condo	2	2	29	\$320K	\$315K
11 December, 2017	774 Danforth Rd	Detached	3	3	46	\$770K	\$740K
14 December, 2017	1502, 5 Greystone Walk Dr	Condo	1	1	21	\$290K	\$288K
	2014, 5 Greystone Walk	Condo	2	2	69	\$339K	\$328K
16 December, 2017	402, 3560 St.Clair Ave E	Condo	1	1	5	\$320K	\$322K
19 December, 2017	36 Laurel Ave	Detached	3	2	17	\$639K	\$571K
23 December, 2017	1878, 1 Greystone Walk Dr	Condo	2	2	17	\$379K	\$385K
25 December, 2017	1734, 03 Greystone Walk Dr	Condo	1	1	25	\$290K	\$283K
26 December, 2017	15 Winter Ave	Semi-Detached	8	3	103	\$788K	\$750K
28 December, 2017	212, 5 Greystone Walk	Condo	2	2	22	\$365K	\$360K
29 December, 2017	413, 5 Greystone Walk Dr	Condo	2	2	17	\$360K	\$345K
3 January, 2018	5, 593 Kennedy Rd	Townhouse	3	2	41	\$480K	\$470K
8 January, 2018	52 Roebuck Dr	Detached	3	2	42	\$660K	\$650K
	417, 3560 St. Clair Ave E	Condo	1	1	52	\$358K	\$352K
18 January, 2018	1625, 3 Greystone Walk Dr	Condo	2	1	49	\$335K	\$321K
19 January, 2018	7 Stavely Ave	Detached	3	2	67	\$700K	\$661K

## Data

Month, Day, Year of Sold Date	Address1	Property Type	Bedrooms	Washrooms	Days on the Market	List Price	Sold Price
24 January, 2018	30 Falmouth Ave	Detached	3	2	62	\$700K	\$680K
5 February, 2018	221, 3 Greystone Walk Dr	Condo	2	2	20	\$330K	\$323K
12 February, 2018	109, 3560 St Clair Ave E	Condo	1	1	11	\$350K	\$350K
13 February, 2018	622, 3 Greystone Walk Dr	Condo	2	2	20	\$379K	\$352K
14 February, 2018	109 Commonwealth Ave	Detached	3	2	23	\$800K	\$795K
15 February, 2018	50 Hart Ave	Detached	3	1	7	\$700K	\$732K
19 February, 2018	33 Magnolia Ave	Detached	4	4	81	\$949K	\$922K
21 February, 2018	911, 5 Greystone Walk Dr	Condo	2	1	24	\$329K	\$310K
25 February, 2018	316, 3560 St Clair Ave E	Condo	1	2	5	\$360K	\$355K
27 February, 2018	2 Tyne Crt	Detached	3	1	7	\$450K	\$607K
28 February, 2018	2078, 1 Greystone Walk Dr	Condo	2	2	7	\$390K	\$410K
5 March, 2018	41 Winter Ave	Detached	3	2	71	\$635K	\$637K
6 March, 2018	710, 665 Kennedy Rd	Condo	3	2	7	\$339K	\$330K
9 March, 2018	411, 5 Greystone Walk Dr	Condo	2	2	3	\$329K	\$340K
12 March, 2018	103, 665 Kennedy Rd	Condo	3	2	9	\$245K	\$232K
	788 Midland Ave	Other		0	33	\$718K	\$685K
13 March, 2018	1515, 5 Greystone Walk Dr	Condo	1	1	16	\$275K	\$280K
14 March, 2018	814, 5 Greystone Walk Dr	Condo	2	2	8	\$379K	\$361K
21 March, 2018	985, 1 Greystone Walk Dr	Condo	2	1	1	\$345K	\$331K
25 March, 2018	108 Commonwealth Ave	Detached	3	2	5	\$500K	\$653K
27 March, 2018	280, 1 Greystone Walk Dr	Condo	2	2	7	\$430K	\$462K
	1923, 3 Greystone Walk Dr	Condo	2	2	12	\$369K	\$381K