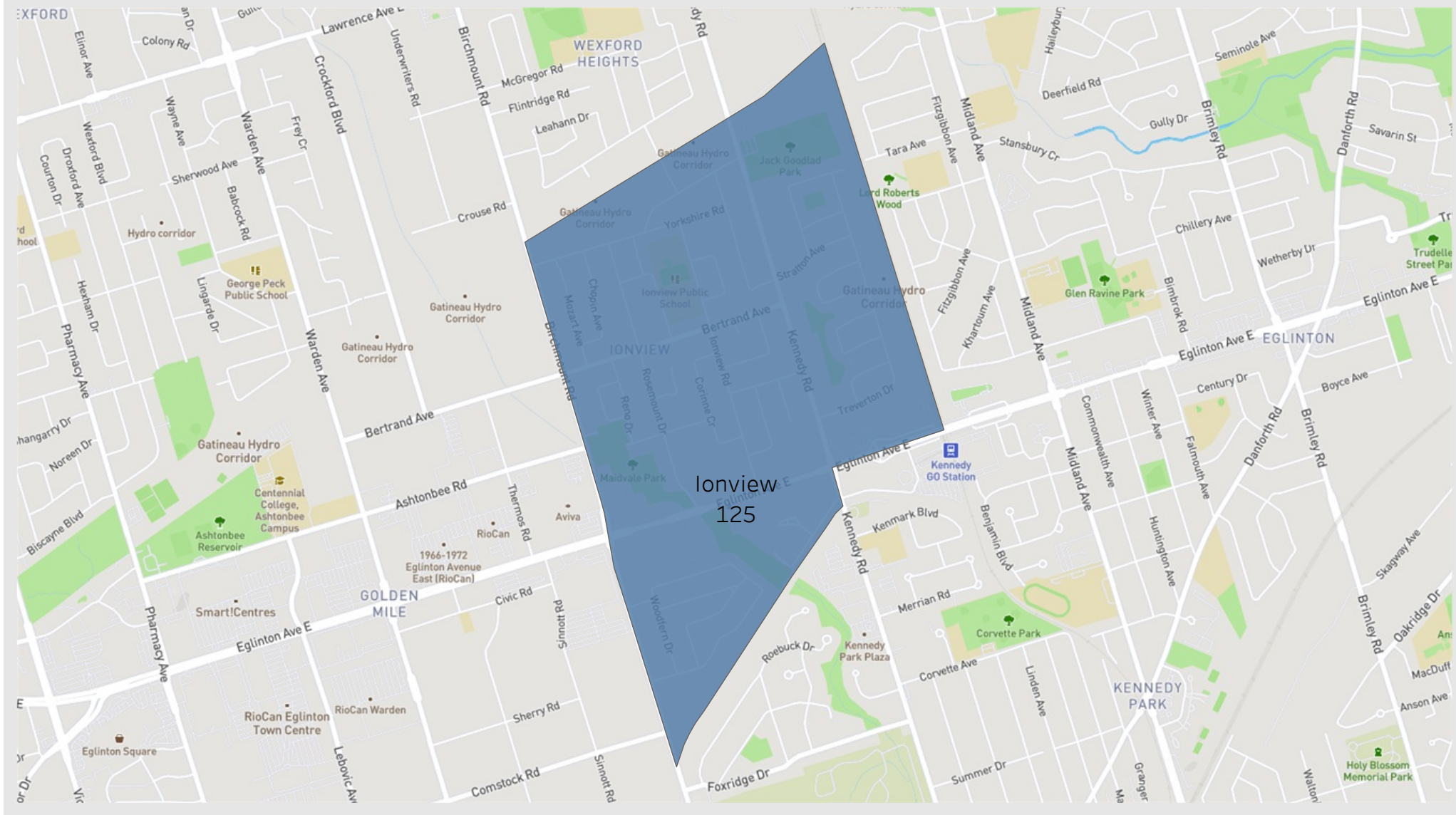
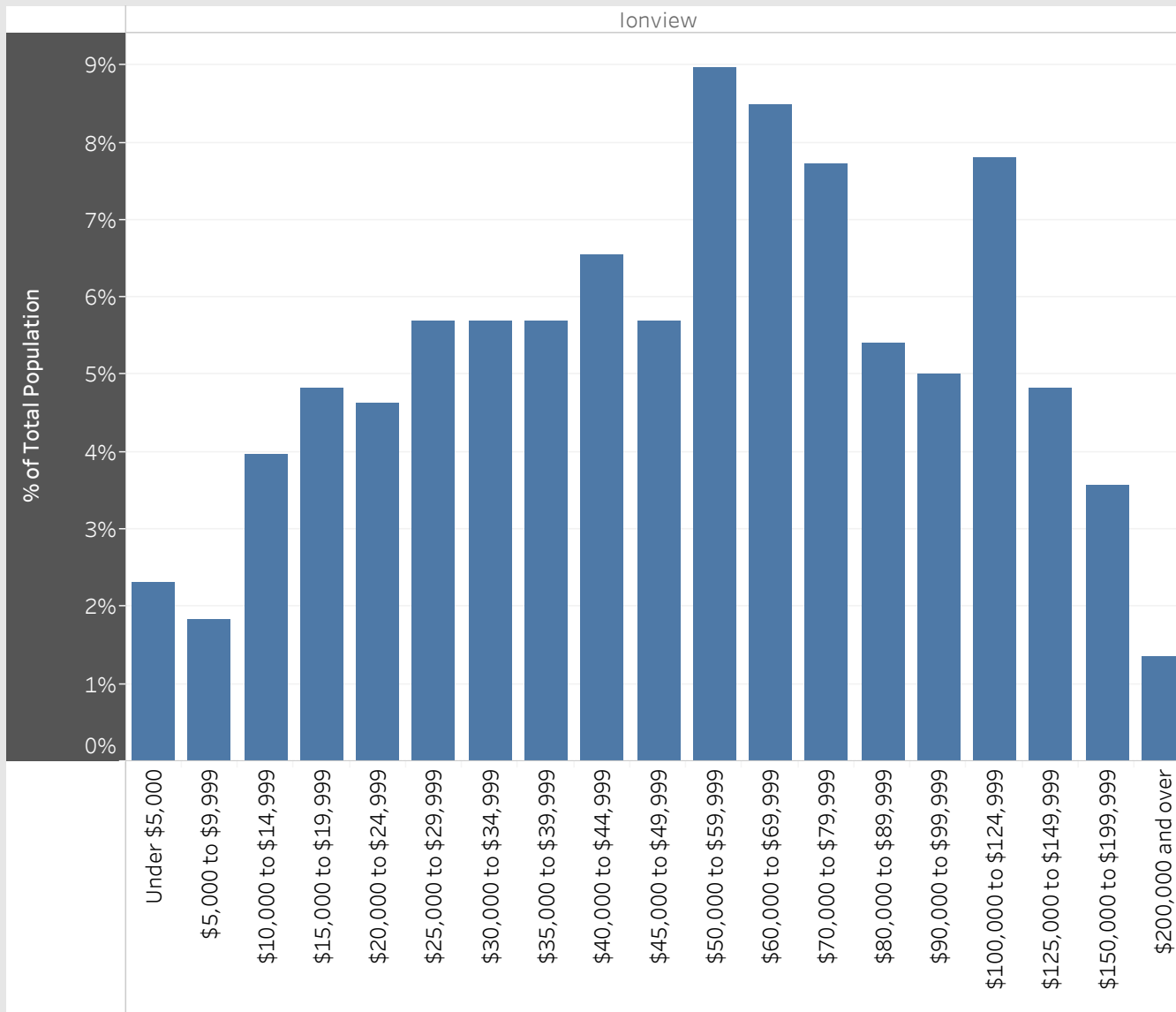


Ionview
Neighbourhood Breakdown
July 1st, 2015 - March 31st, 2018

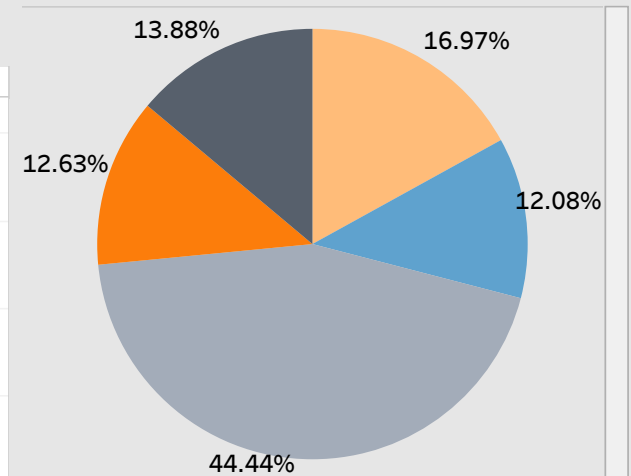


2016 StatsCan Data

Household Income in Ionview



Age



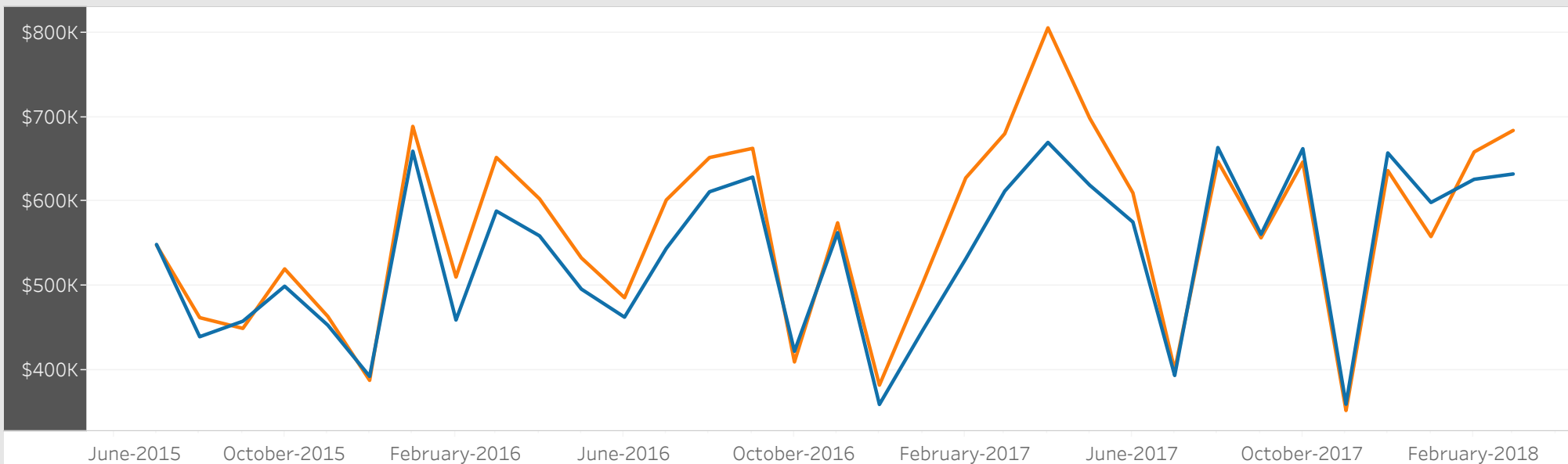
- Children (0-14 years)
- Youth (15-24 years)
- Working Age (25-54 years)
- Pre-retirement (55-64 years)
- Seniors (65+ years)

Visible Minorities

South Asian	27.36%
Not a visible minority	26.84%
Filipino	17.60%
Black	12.50%
Chinese	4.40%
Visible minority; n.i.e.	2.97%
Multiple visible minorities	2.35%
Arab	1.72%
Latin American	1.65%
West Asian	1.28%
Southeast Asian	0.99%
Korean	0.26%
Japanese	0.07%

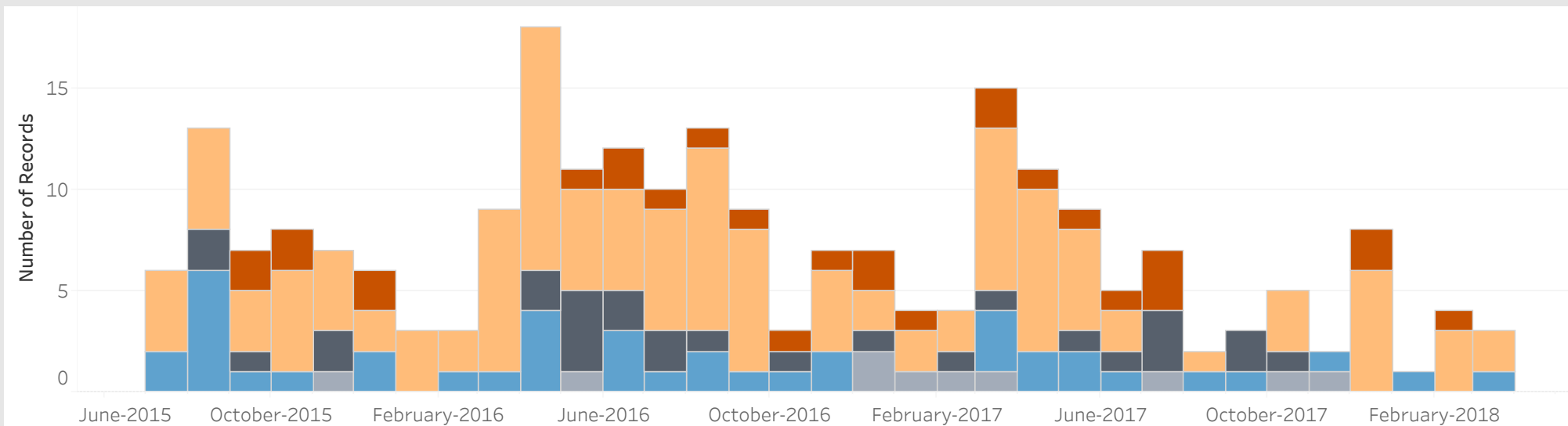
Average Sold Price vs. Average Ask Price in Ionview

■ Avg. List Price ■ Avg. Sold Price



Properties Sold in Ionview by Month

■ Condo ■ Detached ■ Semi-Detached ■ Townhouse ■ Other



Data

Month, Day, Year of Sold Date	Address1	Property Type	Bedrooms	Washrooms	Days on the Market	List Price	Sold Price
2 July, 2015	28, 740 Kennedy Rd, Toronto	Townhouse	2	2	35	\$389K	\$378K
11 July, 2015	80 Ranstone Gdns, Toronto	Detached	3	2		\$651K	\$635K
13 July, 2015	15 Treverton Dr, Toronto	Detached	3	2	6	\$500K	\$557K
26 July, 2015	29 Landseer Rd, Toronto	Detached	3	2	10	\$679K	\$679K
30 July, 2015	742 Kennedy Rd, Toronto	Townhouse	3	4	16	\$500K	\$500K
31 July, 2015	1093 Birchmount Rd, Toronto	Detached	3	2	4	\$576K	\$542K
4 August, 2015	99 Ionview Rd, Toronto	Detached	3	3	7	\$600K	\$651K
5 August, 2015	11, 901 Kennedy Rd, Toronto	Townhouse	2	2	22	\$330K	\$315K
6 August, 2015	28 Mooregate Ave, Toronto	Detached	3	2	8	\$500K	\$622K
7 August, 2015	35, 901 Kennedy Rd, Toronto	Townhouse	2	1	37	\$280K	\$271K
8 August, 2015	76 Ionview Rd, Toronto	Detached	3	3	18	\$630K	\$605K
11 August, 2015	1097 Birchmount Rd, Toronto	Detached	3	3	33	\$595K	\$579K
13 August, 2015	26, 901 Kennedy Rd, Toronto	Townhouse	2	1	13	\$270K	\$267K
18 August, 2015	33 Bonniewood Rd, Toronto	Semi-Detached	3	1	13	\$440K	\$471K
19 August, 2015	33, 740 Kennedy Rd, Toronto	Townhouse	2	2	10	\$390K	\$385K
22 August, 2015	8, 901 Kennedy Rd, Toronto	Townhouse	2	2	11	\$335K	\$324K
25 August, 2015	30 Moorecroft Cres, Toronto	Detached	3	2	9	\$499K	\$640K
27 August, 2015	68, 740 Kennedy Rd, Toronto	Townhouse	2	2	22	\$380K	\$388K
30 August, 2015	25 Ashwick Dr, Toronto	Semi-Detached	3	2	8	\$470K	\$495K
9 September, 2015	22 Iondale Pl, Toronto	Detached	5	3	5	\$759K	\$755K
10 September, 2015	70, 740 Kennedy Rd, Toronto	Townhouse	2	2	13	\$390K	\$388K
11 September, 2015	20 Ionview Rd, Toronto	Detached	3	3	31	\$670K	\$645K
15 September, 2015	302, 855 Kennedy Rd, Toronto	Condo	3	1	23	\$150K	\$157K
17 September, 2015	901, 855 Kennedy Rd, Toronto	Condo	3	2	14	\$180K	\$183K
18 September, 2015	57 Bonniewood Rd, Toronto	Semi-Detached	3	2	9	\$469K	\$455K
22 September, 2015	1087 Birchmount Rd, Toronto	Detached	3	2	8	\$590K	\$565K
2 October, 2015	740 Kennedy Rd, Toronto	Townhouse	2	2	10	\$489K	\$501K
3 October, 2015	604, 2245 Eglinton Ave, Toronto	Condo	3	1	11	\$155K	\$161K

Data

Month, Day, Year of Sold Date	Address1	Property Type	Bedrooms	Washrooms	Days on the Market	List Price	Sold Price
6 October, 2015	974 Kennedy Rd, Toronto	Detached	3	2		\$560K	\$570K
7 October, 2015	15 Treverton Dr, Toronto	Detached	3	4	7	\$649K	\$703K
12 October, 2015	302, 2245 Eglinton Ave, Toronto	Condo	3	1	14	\$185K	\$185K
19 October, 2015	7 Rensburg Dr, Toronto	Detached	3	2	6	\$530K	\$610K
	19 Ionview Rd, Toronto	Detached	8	5	7	\$740K	\$750K
30 October, 2015	84 Rosemount Dr, Toronto	Detached	3	2	11	\$690K	\$682K
1 November, 2015	301, 800 Kennedy Rd, Toronto	Other	2	1	84	\$170K	\$165K
3 November, 2015	67 Lord Roberts Dr, Toronto	Detached	3	2	7	\$500K	\$542K
4 November, 2015	27 Rensburg Dr, Toronto	Detached	3	1	6	\$540K	\$626K
15 November, 2015	58 Mooregate Ave, Toronto	Detached	3	2	16	\$560K	\$550K
26 November, 2015	8 Rosemount Dr, Toronto	Detached	2	2	7	\$550K	\$505K
29 November, 2015	97 Chelwood Rd, Toronto	Semi-Detached	3	2	24	\$475K	\$469K
30 November, 2015	45 Chelwood Rd, Toronto	Semi-Detached	3	1	6	\$380K	\$390K
1 December, 2015	74 Bertrand Ave, Toronto	Detached	3	1	21	\$625K	\$588K
6 December, 2015	37 Flempton Cres, Toronto	Detached	3	3	21	\$600K	\$600K
7 December, 2015	5, 901 Kennedy Rd, Toronto	Townhouse	2	2	12	\$340K	\$333K
14 December, 2015	901, 855 Kennedy Rd, Toronto	Condo	3	2	15	\$185K	\$183K
22 December, 2015	409, 2245 Eglinton Ave, Toronto	Condo	3	1	16	\$188K	\$196K
26 December, 2015	740 Kennedy Rd, Toronto	Townhouse	2	2	13	\$420K	\$430K
6 January, 2016	4 Rosemount Dr, Toronto	Detached	4	3	6	\$550K	\$685K
	25 Maida Vale , Toronto	Detached	4	2	60	\$800K	\$750K
30 January, 2016	17 Midholm Dr	Detached	4	3	3	\$629K	\$632K
1 February, 2016	22, 901 Kennedy Rd	Townhouse	2	2	4	\$340K	\$356K
3 February, 2016	34 Corinne Cres	Detached	3	2	7	\$550K	\$603K
29 February, 2016	846 Kennedy Rd	Detached	3	1	6	\$489K	\$573K
2 March, 2016	67 Bertrand Ave	Detached	3	2	6	\$590K	\$678K
6 March, 2016	7 Mooregate Ave	Detached	3	2	6	\$580K	\$630K
7 March, 2016	156 Treverton Dr	Detached	3	3	10	\$669K	\$772K

Data

Month, Day, Year of Sold Date	Address1	Property Type	Bedrooms	Washrooms	Days on the Market	List Price	Sold Price
9 March, 2016	55 Moorecroft Cres	Detached	3	2	9	\$579K	\$730K
10 March, 2016	73 Ionview Rd	Detached	3	2	8	\$630K	\$675K
11 March, 2016	105 Treverton Dr	Detached	3	3	9	\$714K	\$700K
18 March, 2016	21 Sedgewick Cres	Detached	3	2	1	\$588K	\$660K
28 March, 2016	6, 740 Kennedy Rd	Townhouse	2	2	6	\$319K	\$350K
	10 Midholm Dr	Detached	3	2	5	\$630K	\$675K
1 April, 2016	29 Bonny Lynn Crt	Detached	3	3	7	\$699K	\$770K
2 April, 2016	59 Woodfern Dr	Semi-Detached	3	2	3	\$530K	\$585K
4 April, 2016	78, 740 Kennedy Rd	Townhouse	2	2	8	\$437K	\$453K
5 April, 2016	151 Treverton Dr	Detached	3	2	21	\$650K	\$640K
7 April, 2016	19 Midholm Dr	Detached	5	3	15	\$679K	\$693K
12 April, 2016	9, 901 Kennedy Rd, Toronto	Townhouse	2	2	14	\$350K	\$361K
	37 Chopin Ave	Detached	3	2	5	\$600K	\$691K
16 April, 2016	29 Mozart Ave	Detached	3	2	12	\$698K	\$730K
18 April, 2016	24 Maida Vale Ave	Detached	4	3	3	\$600K	\$702K
	24, 901 Kennedy Rd	Townhouse	2	2	5	\$370K	\$392K
19 April, 2016	85 Ionview Rd	Detached	4	3	7	\$580K	\$660K
24 April, 2016	52 Chopin Ave	Detached	3	2	6	\$599K	\$713K
25 April, 2016	40 Oakworth Cres	Detached	3	2	5	\$630K	\$650K
	79 Ionview Rd	Detached	3	3	0	\$589K	\$565K
26 April, 2016	131 Treverton Dr	Detached	3	2	5	\$589K	\$671K
28 April, 2016	2, 901 Kennedy Rd	Townhouse	2	2	2	\$360K	\$401K
	26 Reno Dr	Detached	3	2	8	\$629K	\$680K
30 April, 2016	15 Bonniewood Rd	Semi-Detached	3	2	3	\$480K	\$500K
5 May, 2016	505, 855 Kennedy Rd	Condo	2	1	8	\$170K	\$165K
7 May, 2016	7 Oakworth Cres	Detached	3	2	14	\$669K	\$640K
10 May, 2016	103, 800 Kennedy Rd	Other	1	1	5	\$125K	\$122K
16 May, 2016	2 Midholm Dr	Detached	3	2	6	\$630K	\$705K

Data

Month, Day, Year of Sold Date	Address1	Property Type	Bedrooms	Washrooms	Days on the Market	List Price	Sold Price
17 May, 2016	47 Kingsdown Dr	Detached	3	1	6	\$600K	\$700K
	54 Oakworth Cres	Detached	3	3	10	\$599K	\$650K
18 May, 2016	49 Bonniewood Rd	Semi-Detached	3	2	10	\$529K	\$580K
	82 Chelwood Rd	Semi-Detached	3	2	7	\$499K	\$520K
21 May, 2016	45 Chelwood Rd	Semi-Detached	3	2	2	\$499K	\$537K
31 May, 2016	27 Yorkshire Rd	Detached	3	2	7	\$590K	\$652K
	117 Woodfern Dr	Semi-Detached	3	2	7	\$550K	\$595K
2 June, 2016	42, 740 Kennedy Rd	Townhouse	2	2	0	\$475K	\$465K
	86 Lord Roberts Dr	Detached	4	2	1	\$580K	\$580K
3 June, 2016	13, 901 Kennedy Rd	Townhouse	2	2	9	\$350K	\$370K
6 June, 2016	75 Lord Roberts Dr	Detached	3	2	7	\$520K	\$607K
11 June, 2016	52 Ionview Rd	Detached	3	2	10	\$660K	\$670K
13 June, 2016	409, 825 Kennedy Rd	Condo	3	1	46	\$179K	\$175K
15 June, 2016	930 Kennedy Rd	Detached	3	2	20	\$590K	\$675K
16 June, 2016	112 Chelwood Rd	Semi-Detached	3	1	10	\$480K	\$495K
20 June, 2016	77, 740 Kennedy Rd	Townhouse	2	2	5	\$465K	\$470K
	201, 2245 Eglinton Ave E	Condo	2	1	3	\$209K	\$205K
24 June, 2016	98 Chelwood Rd	Semi-Detached	3	2	10	\$500K	\$535K
29 June, 2016	3 Flempton Cres	Detached	3	2	2	\$549K	\$586K
3 July, 2016	33, 901 Kennedy Rd	Townhouse	3	2	17	\$430K	\$425K
9 July, 2016	39 Mozart Ave	Detached	3	2	18	\$695K	\$690K
12 July, 2016	27 Rosemount Dr	Detached	3	2	6	\$590K	\$715K
13 July, 2016	42 Stratton Ave	Detached	3	2	7	\$625K	\$708K
14 July, 2016	103 Chelwood Rd	Semi-Detached	3	2	8	\$469K	\$490K
15 July, 2016	52A Rosemount Dr	Detached	3	2	6	\$698K	\$758K
20 July, 2016	78 Rosemount Dr	Detached	6	2	6	\$649K	\$847K
22 July, 2016	604, 825 Kennedy Rd	Condo	2	1	11	\$149K	\$140K
26 July, 2016	39 Flempton Cres	Detached	4	3	6	\$600K	\$713K

Data

Month, Day, Year of Sold Date	Address1	Property Type	Bedrooms	Washrooms	Days on the Market	List Price	Sold Price
27 July, 2016	81 Ashwick Dr	Semi-Detached	3	2	30	\$540K	\$533K
3 August, 2016	133 Treverton Dr	Detached	3	2	12	\$650K	\$778K
4 August, 2016	31 Yorkshire Rd	Detached	3	2	8	\$500K	\$685K
	45, 740 Kennedy Rd	Townhouse	2	2	16	\$470K	\$465K
5 August, 2016	14 Richome Crt	Detached	3	2	28	\$717K	\$711K
9 August, 2016	33 Chelwood Rd	Semi-Detached	3	2	7	\$520K	\$541K
14 August, 2016	34 Richome Crt	Detached	3	2	5	\$650K	\$741K
	65 Kingsdown Dr	Detached	3	2	5	\$600K	\$640K
15 August, 2016	14 Flempton Cres	Detached	4	3	0	\$589K	\$575K
18 August, 2016	99 Ionview Rd	Detached	3	3	15	\$699K	\$715K
23 August, 2016	37 Reno Dr	Detached	3	2	7	\$695K	\$757K
29 August, 2016	80 Rosemount Dr	Detached	5	4	19	\$1,200K	\$1,195K
30 August, 2016	37, 901 Kennedy Rd	Townhouse	3	2	16	\$436K	\$455K
	902, 2245 Eglinton Ave E	Condo	2	1	19	\$225K	\$220K
1 September, 2016	19 Bonniewood Dr	Townhouse	3	2	35	\$565K	\$549K
6 September, 2016	204, 825 Kennedy Rd	Condo	2	1	83	\$159K	\$146K
13 September, 2016	2 Moorecroft Cres	Detached	3	1	7	\$629K	\$666K
15 September, 2016	170 Bertrand Ave	Detached	4	4	22	\$950K	\$893K
19 September, 2016	7 Mooregate Ave	Detached	3	2	11	\$700K	\$820K
	21 Ionview Rd	Detached	3	4	7	\$729K	\$732K
20 September, 2016	24 Moorecroft Cres	Detached	3	2	8	\$550K	\$700K
25 September, 2016	53 Oakworth Cres	Detached	3	2	10	\$580K	\$610K
	111 Bertrand Ave	Detached	3	3	4	\$799K	\$851K
4 October, 2016	601, 825 Kennedy Rd	Condo	1	1	14	\$139K	\$155K
	742F Kennedy Rd	Townhouse	3	4	5	\$550K	\$530K
19 October, 2016	50 Chevron Cres	Semi-Detached	3	2	12	\$579K	\$545K
1 November, 2016	16 Flempton Cres	Detached	4	3	7	\$649K	\$676K
3 November, 2016	21, 901 Kennedy Rd	Townhouse	2	2	73	\$385K	\$377K

Data

Month, Day, Year of Sold Date	Address1	Property Type	Bedrooms	Washrooms	Days on the Market	List Price	Sold Price
8 November, 2016	6 Lozoway Dr	Detached	3	3	7	\$750K	\$853K
9 November, 2016	96, 740 Kennedy Rd	Townhouse	2	2	25	\$400K	\$385K
18 November, 2016	42 Stratton Ave	Detached	3	2	9	\$829K	\$812K
25 November, 2016	#602, 855 Kennedy Rd	Condo	2	1	4	\$199K	\$195K
28 November, 2016	39 Treverton Dr	Detached	3	3	13	\$730K	\$726K
5 December, 2016	111 Treverton Dr	Detached	4	2	6	\$569K	\$641K
6 December, 2016	212, 800 Kennedy Rd	Other	2	1	11	\$175K	\$180K
	307, 2245 Eglinton Ave E	Condo	1	1	1	\$164K	\$186K
9 December, 2016	35 Woodfern Dr	Semi-Detached	3	1	24	\$560K	\$550K
13 December, 2016	703, 855 Kennedy Rd	Condo	2	1	12	\$210K	\$221K
14 December, 2016	79 Rosemount Dr	Detached	3	2	15	\$700K	\$770K
30 December, 2016	201, 800 Kennedy Rd	Other	2	1	33	\$140K	\$130K
3 January, 2017	806, 2245 Eglinton Ave E	Condo	3	1	0	\$229K	\$229K
5 January, 2017	403, 800 Kennedy Rd	Other	1	1	24	\$125K	\$120K
23 January, 2017	27 Treverton Dr	Detached	3	2	10	\$700K	\$900K
24 January, 2017	16 Richome Crt	Detached	3	2	11	\$735K	\$763K
4 February, 2017	31 Yorkshire Rd	Detached	3	3	3	\$799K	\$925K
6 February, 2017	109, 800 Kennedy Rd	Other	2	1	24	\$210K	\$220K
8 February, 2017	115 Treverton Dr	Detached	3	2	0	\$600K	\$770K
15 February, 2017	119 Chelwood Rd	Semi-Detached	3	2	6	\$520K	\$597K
1 March, 2017	13, 740 Kennedy Rd	Townhouse	2	2	6	\$450K	\$569K
	16 Ionview Rd	Detached	4	3	8	\$700K	\$789K
3 March, 2017	51, 740 Kennedy Rd	Townhouse	2	2	15	\$450K	\$502K
	209, 800 Kennedy Rd	Other	2	1	32	\$200K	\$210K
6 March, 2017	23, 901 Kennedy Rd	Townhouse	2	1	7	\$399K	\$438K
7 March, 2017	27 Ionview Rd	Detached	3	2	7	\$650K	\$850K
14 March, 2017	14 Midholm Dr	Detached	3	3	7	\$800K	\$926K
15 March, 2017	64 Moorecroft Cres	Detached	3	2	5	\$699K	\$880K

Data

Month, Day, Year of Sold Date	Address1	Property Type	Bedrooms	Washrooms	Days on the Market	List Price	Sold Price
17 March, 2017	24 Moorecroft Cres	Detached	3	3	86	\$890K	\$905K
18 March, 2017	42 Stratton Ave	Detached	3	2	1	\$800K	\$960K
24 March, 2017	56 Rosemount Dr	Detached	2	2	0	\$870K	\$850K
	101 Chelwood Rd	Semi-Detached	3	2	2	\$549K	\$605K
29 March, 2017	12 Iondale Pl S	Detached	4	3	21	\$1,250K	\$1,150K
	Ph901, 855 Kennedy Rd	Condo	3	2	2	\$250K	\$325K
30 March, 2017	406, 825 Kennedy Rd	Condo	2	1	3	\$229K	\$248K
3 April, 2017	28 Bonny Lynn Crt	Detached	3	2	5	\$699K	\$902K
	1099 Birchmount Rd	Detached	5	5	6	\$998K	\$1,210K
5 April, 2017	33 Reno Dr	Detached	3	2	7	\$788K	\$951K
6 April, 2017	31 Moorecroft Cres	Detached	3	2	7	\$700K	\$835K
11 April, 2017	32 Chopin Ave	Detached	4	2	7	\$699K	\$950K
12 April, 2017	131 Bertrand Ave	Detached	3	1	9	\$700K	\$771K
	806, 2245 Eglinton Ave E	Condo	3	1	8	\$300K	\$352K
19 April, 2017	11 Shenley Rd	Detached	3	2	7	\$699K	\$900K
24 April, 2017	38 Maida Vale	Detached	3	2	4	\$699K	\$825K
	80, 740 Kennedy Rd	Townhouse	2	2	11	\$540K	\$585K
27 April, 2017	22A, 740 Kennedy Rd	Townhouse	3	2	7	\$549K	\$583K
2 May, 2017	87, 740 Kennedy Rd	Townhouse	2	2	22	\$549K	\$607K
3 May, 2017	830 Kennedy Rd	Detached	3	4	14	\$699K	\$911K
4 May, 2017	12, 901 Kennedy Rd	Townhouse	2	2	9	\$499K	\$468K
8 May, 2017	24 Mozart Ave	Detached	3	3	4	\$790K	\$1,100K
17 May, 2017	51 Treverton Dr	Detached	3	2	7	\$700K	\$740K
18 May, 2017	74 Chelwood Rd	Semi-Detached	3	2	3	\$549K	\$590K
23 May, 2017	152 Bertrand Ave	Detached	3	3	40	\$899K	\$890K
27 May, 2017	75 Bertrand Ave	Detached	3	2	4	\$700K	\$780K
31 May, 2017	408, 825 Kennedy Rd	Condo	1	1	8	\$190K	\$203K
6 June, 2017	119 Woodfern Dr	Semi-Detached	3	2	6	\$559K	\$630K

Data

Month, Day, Year of Sold Date	Address1	Property Type	Bedrooms	Washrooms	Days on the Market	List Price	Sold Price
16 June, 2017	8, 901 Kennedy Rd	Townhouse	2	2	2	\$470K	\$470K
17 June, 2017	16 Midholm Dr	Detached	3	2	10	\$800K	\$736K
20 June, 2017	209, 2245 Eglinton Ave E	Condo	1	1	8	\$250K	\$250K
26 June, 2017	132 Treverton Dr	Detached	4	4	11	\$800K	\$965K
6 July, 2017	208, 2245 Eglinton Ave E	Condo	1	1	15	\$200K	\$200K
7 July, 2017	77 Woodfern Dr	Semi-Detached	3	2	10	\$570K	\$590K
14 July, 2017	23 Chelwood Rd	Semi-Detached	3	1	22	\$500K	\$580K
	106 Woodfern Dr	Semi-Detached	3	2	1	\$609K	\$594K
16 July, 2017	606, 2245 Eglinton Ave E	Condo	3	1	11	\$300K	\$300K
31 July, 2017	201, 800 Kennedy Rd	Other	2	1	20	\$269K	\$248K
	702, 2245 Eglinton Ave E	Condo	2	1	35	\$310K	\$291K
8 August, 2017	28, 901 Kennedy Rd	Townhouse	3	2	41	\$530K	\$495K
18 August, 2017	20 Moorecroft Cres	Detached	3	3	10	\$798K	\$800K
4 September, 2017	78 Woodfern Dr	Semi-Detached	3	2	12	\$575K	\$596K
11 September, 2017	86 Chelwood Rd	Semi-Detached	3	1	5	\$500K	\$495K
17 September, 2017	6A, 740 Kennedy Rd	Townhouse	2	2	38	\$609K	\$580K
11 October, 2017	7 Midholm Dr	Detached	5	3	26	\$799K	\$790K
	123 Chelwood Rd	Semi-Detached	3	2	91	\$608K	\$580K
13 October, 2017	115 Treverton Dr	Detached	3	3	3	\$899K	\$899K
17 October, 2017	38 Richome Crt	Detached	3	2	6	\$778K	\$755K
	410, 800 Kennedy Rd	Other	2	1	26	\$229K	\$210K
20 November, 2017	14, 901 Kennedy Rd	Townhouse	2	2	31	\$470K	\$465K
23 November, 2017	314, 800 Kennedy Rd	Other	2	1	43	\$250K	\$240K
1 December, 2017	43 Kingsdown Dr	Detached	4	3	10	\$669K	\$732K
4 December, 2017	32 Midholm Dr	Detached	3	2	7	\$599K	\$608K
8 December, 2017	920 Kennedy Rd W	Detached	3	2	13	\$718K	\$690K
10 December, 2017	903, 2245 Eglinton Ave E	Condo	1	1	2	\$290K	\$301K
19 December, 2017	1063 Birchmount Rd N	Detached	3	4	18	\$1,260K	\$1,063K

Data

Month, Day, Year of Sold Date	Address1	Property Type	Bedrooms	Washrooms	Days on the Market	List Price	Sold Price
22 December, 2017	39 Chopin Ave	Detached	3	2	51	\$720K	\$700K
	803, 2245 Eglinton Ave E	Condo	1	1	30	\$280K	\$275K
28 December, 2017	23 Mozart Ave	Detached	3	2	21	\$725K	\$725K
22 January, 2018	72, 740 Kennedy Rd	Townhouse	2	2	83	\$599K	\$559K
11 February, 2018	71 Ionview Rd	Detached	3	2	9	\$730K	\$860K
12 February, 2018	408, 2245 Eglinton Ave	Condo	1	1	7	\$250K	\$305K
22 February, 2018	21 Midholm Dr	Detached	3	3	32	\$799K	\$770K
27 February, 2018	74 Rosemount Dr	Detached	2	2	46	\$727K	\$700K
12 March, 2018	836 Kennedy Rd	Detached	3	2	12	\$650K	\$751K
28 March, 2018	16 Bonny Lynn Crct	Detached	3	1	9	\$749K	\$741K
30 March, 2018	60, 740 Kennedy Rd	Townhouse	2	2	9	\$499K	\$561K