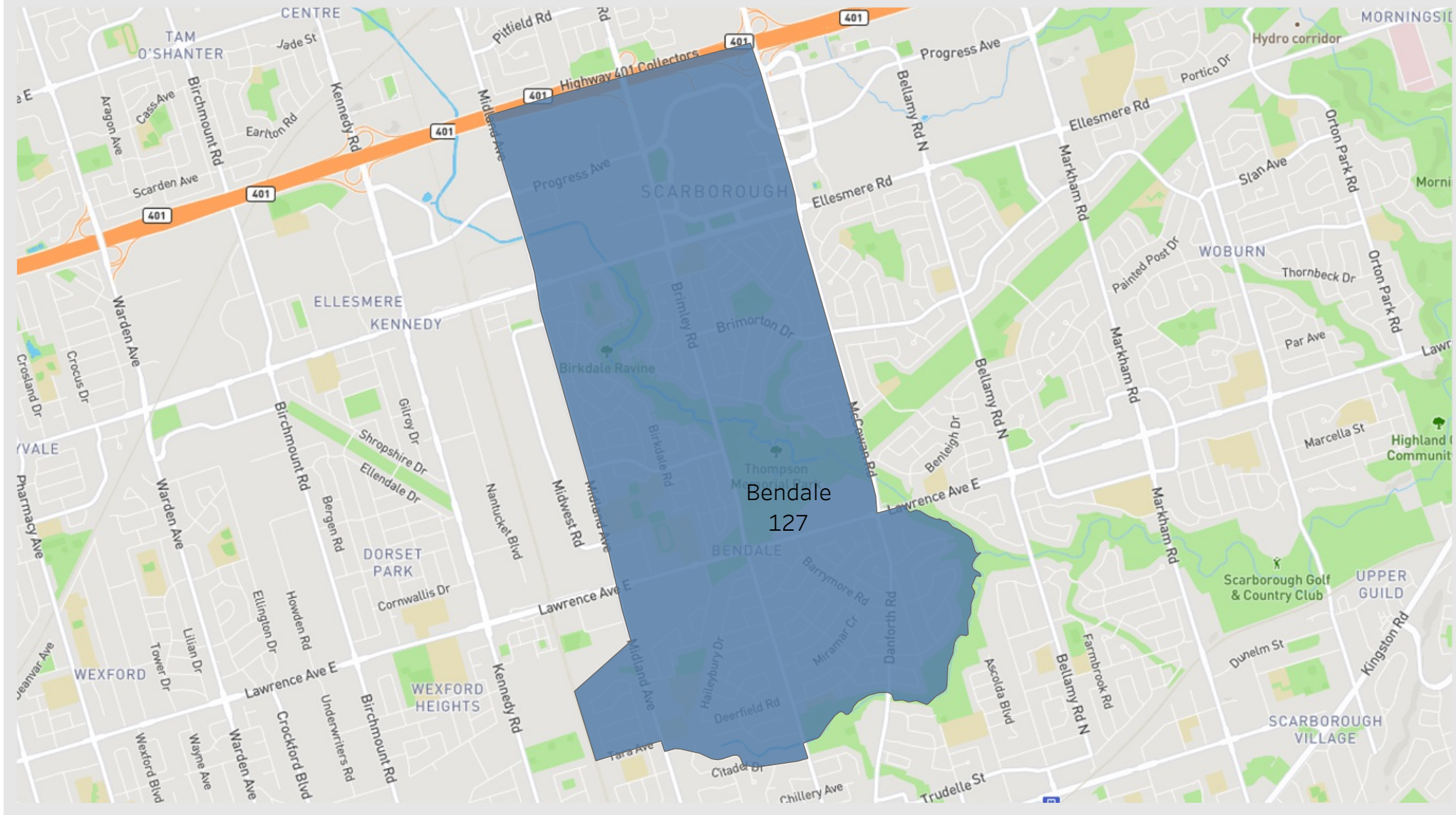
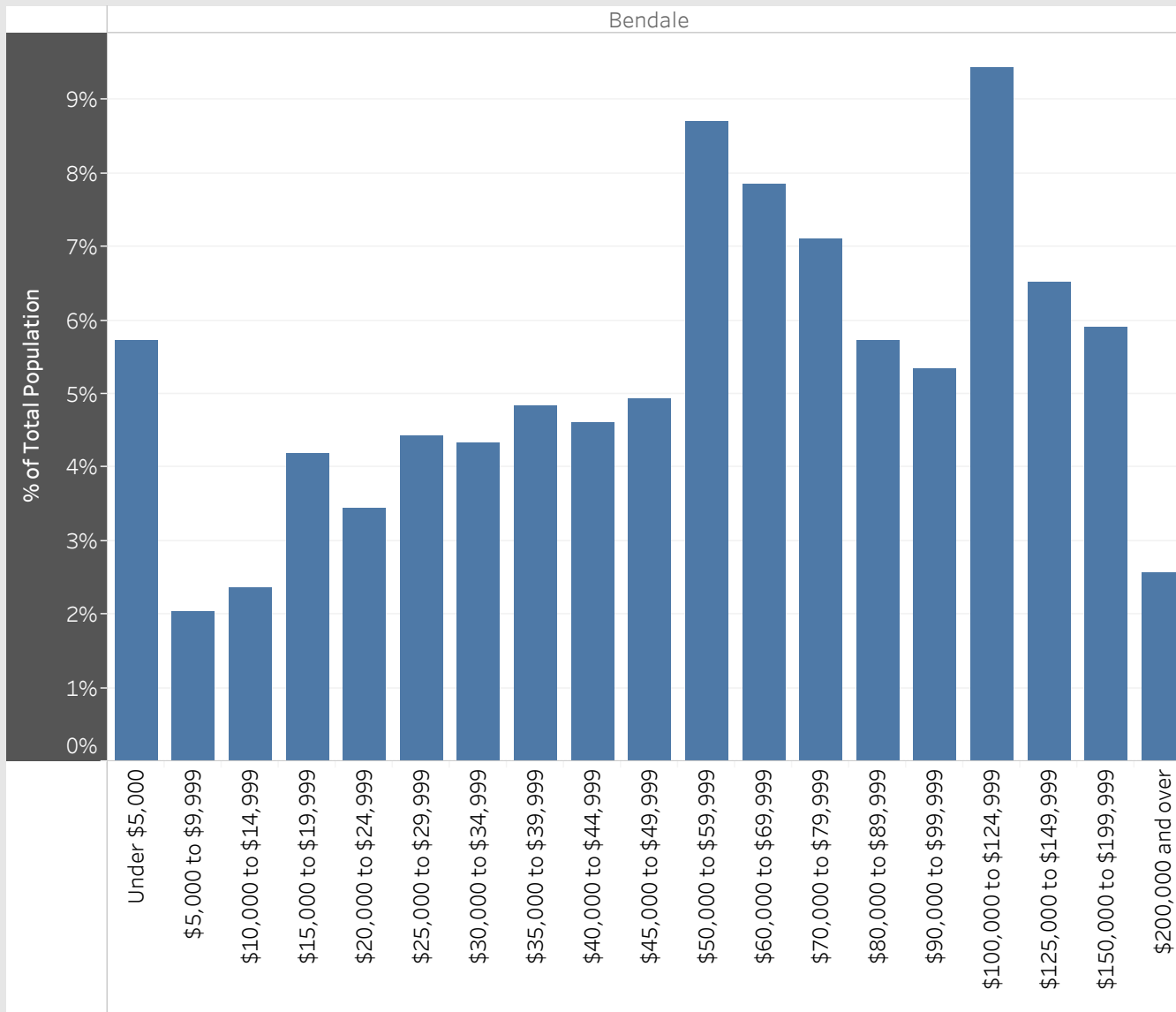


Bendale
Neighbourhood Breakdown
July 1st, 2015 - March 31st, 2018

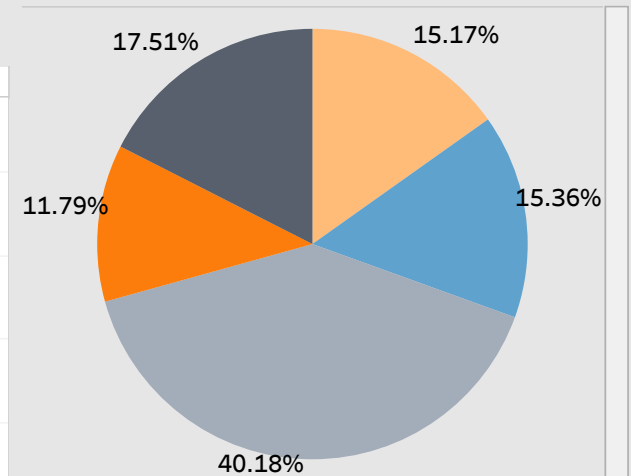


2016 StatsCan Data

Household Income in Bendale



Age

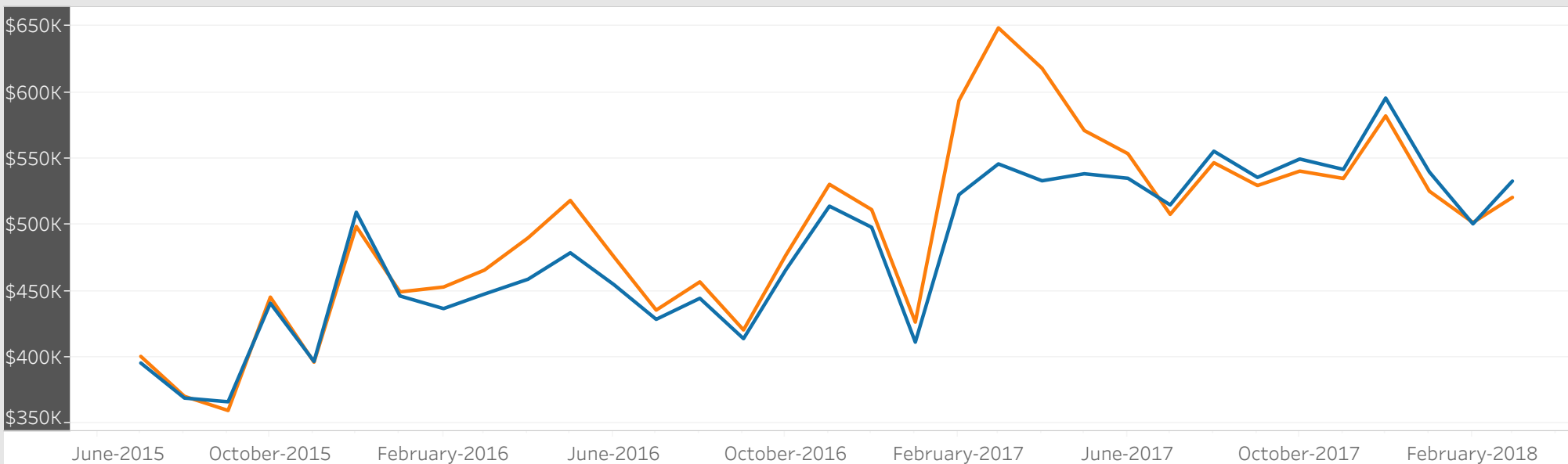


- Children (0-14 years)
- Youth (15-24 years)
- Working Age (25-54 years)
- Pre-retirement (55-64 years)
- Seniors (65+ years)

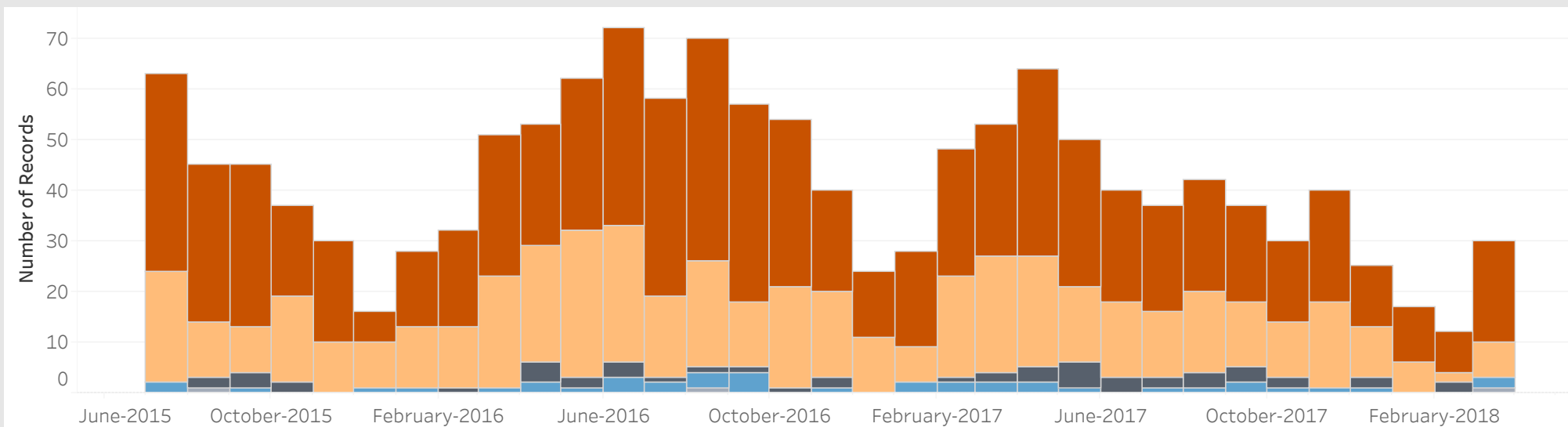
Visible Minorities

South Asian	28.57%
Not a visible minority	27.59%
Chinese	15.14%
Filipino	9.93%
Black	6.57%
West Asian	2.80%
Multiple visible minorities	2.48%
Latin American	1.82%
Visible minority; n.i.e.	1.63%
Arab	1.15%
Southeast Asian	1.07%
Korean	0.71%
Japanese	0.53%

Average Sold Price vs. Average Ask Price in Bendale



Properties Sold in Bendale by Month



Data

Month, Day, Year of Sold Date	Address1	Property Type	Bedrooms	Washrooms	Days on the Market	List Price	Sold Price
1 July, 2015	904, 83 Borough Ave, Toronto	Condo	1	1	31	\$264K	\$258K
	1530, 125 Omni Dr, Toronto	Condo	2	2	68	\$339K	\$335K
	1805, 25 Town Centre Crt, Toronto	Condo	2	2	8	\$386K	\$390K
2 July, 2015	102A, 61 Town Centre Crt, Toronto	Condo	1	2	29	\$262K	\$240K
	684 Brimley Rd, Toronto	Detached	3	2	9	\$500K	\$575K
	1202, 50 Town Centre Crt, Toronto	Condo	1	2	60	\$370K	\$351K
3 July, 2015	115 Haileybury Dr, Toronto	Detached	3	2	9	\$540K	\$568K
	801, 60 Town Centre Crt, Toronto	Condo	1	1	12	\$220K	\$210K
4 July, 2015	20 Hollyhedge Dr, Toronto	Detached	3	3	10	\$569K	\$560K
	3004, 60 Brian Harrison Way, Toronto	Condo	2	2	18	\$302K	\$305K
7 July, 2015	47 Panmure Cres, Toronto	Detached	4	3	6	\$665K	\$685K
	3601Uph, 190 Borough Dr, Toronto	Condo	2	2	25	\$417K	\$353K
8 July, 2015	2207, 190 Borough Dr, Toronto	Condo	2	1	4	\$288K	\$285K
9 July, 2015	3 Romulus Dr, Toronto	Detached	3	1	10	\$550K	\$540K
	660, 123 Omni Dr, Toronto	Condo	2	1	29	\$200K	\$194K
10 July, 2015	76 Perivale Cres, Toronto	Detached	3	2	5	\$500K	\$520K
	1004, 50 Town Centre Crt, Toronto	Condo	1	1	109	\$259K	\$249K
12 July, 2015	39 Durrington Cres, Toronto	Detached	3	2	6	\$550K	\$590K
	251 Birkdale Rd, Toronto	Detached	3	2	10	\$688K	\$731K
13 July, 2015	60 Fraserton Cres, Toronto	Detached	3	2	14	\$600K	\$610K
	2409, 50 Brian Harrison Way, Toronto	Condo	1	2	1	\$365K	\$359K
	2504, 50 Town Centre Crt, Toronto	Condo	1	1	16	\$275K	\$264K
	2808, 60 Brian Harrison Way, Toronto	Condo	2	1	10	\$269K	\$263K
14 July, 2015	21 Lyon Heights Rd, Toronto	Detached	3	2	6	\$569K	\$630K
	43 Dorcot Ave, Toronto	Detached	3	2	30	\$550K	\$500K
	56 Waterfield Dr, Toronto	Detached	3	2	23	\$569K	\$545K
	124 Marcos Blvd, Toronto	Detached	3	2	20	\$600K	\$585K
15 July, 2015	29 Arnott St, Toronto	Detached	3	2	7	\$532K	\$681K

Data

Month, Day, Year of Sold Date	Address1	Property Type	Bedrooms	Washrooms	Days on the Market	List Price	Sold Price
15 July, 2015	1502, 83 Borough Dr, Toronto	Condo	1	1	21	\$289K	\$285K
16 July, 2015	2306, 25 Town Centre Crt, Toronto	Condo	2	1	14	\$280K	\$275K
	2905, 50 Town Centre Crt, Toronto	Condo	1	1	30	\$185K	\$173K
	3501, 50 Brian Harrison Way, Toronto	Condo	1	2	11	\$254K	\$240K
18 July, 2015	3202, 50 Town Centre Crt, Toronto	Condo	1	2	47	\$379K	\$370K
19 July, 2015	43 Cartier Cres, Toronto	Detached	3	3	8	\$660K	\$657K
	1104, 50 Brian Harrison Way, Toronto	Condo	1	2	62	\$309K	\$300K
	1909, 190 Borough Dr, Toronto	Condo	2	1	21	\$269K	\$270K
20 July, 2015	Th11, 117 Omni Dr, Toronto	Townhouse	3	3	12	\$399K	\$440K
21 July, 2015	1105, 61 Town Centre Crt, Toronto	Condo	1	1	34	\$259K	\$250K
	1109, 190 Borough Dr, Toronto	Condo	2	1	44	\$269K	\$263K
	2007, 115 Omni Dr, Toronto	Condo	3	2	11	\$275K	\$275K
	2401, 70 Town Centre Crt, Toronto	Condo	3	1	84	\$270K	\$261K
22 July, 2015	1407, 50 Brian Harrison Way, Toronto	Condo	1	2	6	\$295K	\$290K
23 July, 2015	22, 117 Omni Dr, Toronto	Townhouse	3	3	3	\$390K	\$389K
	41 Canzone Dr, Toronto	Detached	3	2	8	\$539K	\$620K
	79 Deerfield Rd, Toronto	Detached	3	2	16	\$600K	\$587K
	2308, 50 Brian Harrison Way, Toronto	Condo	1	1	22	\$230K	\$252K
	Ph03, 50 Town Centre Crt, Toronto	Condo	1	1	50	\$319K	\$319K
	Uph07, 25 Town Centre Crt, Toronto	Condo	2	2	3	\$420K	\$411K
24 July, 2015	703, 61 Town Centre Crt, Toronto	Condo	1	2	17	\$320K	\$320K
	Lph04, 60 Town Centre Crt, Toronto	Condo	1	2	4	\$350K	\$345K
25 July, 2015	103 Meldazy Dr, Toronto	Detached	3	2	5	\$600K	\$660K
27 July, 2015	9 Munson Cres, Toronto	Detached	3	2	7	\$500K	\$586K
	70 Cicerella Cres, Toronto	Detached	3	2	8	\$618K	\$665K
28 July, 2015	5 Brookridge Dr, Toronto	Detached	3	2	21	\$590K	\$559K
	46 Panmure Cres, Toronto	Detached	3	2	7	\$585K	\$574K
	209, 115 Omni Dr, Toronto	Condo	3	2	60	\$293K	\$285K

Data

Month, Day, Year of Sold Date	Address1	Property Type	Bedrooms	Washrooms	Days on the Market	List Price	Sold Price
28 July, 2015	3201, 70 Town Centre Crt, Toronto	Condo	3	1	14	\$263K	\$260K
	3608, 50 Town Centre Crt, Toronto	Condo	1	1	33	\$283K	\$282K
29 July, 2015	808, 50 Brian Harrison Way, Toronto	Condo	1	1	41	\$245K	\$232K
	1209, 50 Brian Harrison Way, Toronto	Condo	1	2	2	\$359K	\$359K
	2010, 83 Borough Dr, Toronto	Condo	1	1	7	\$259K	\$259K
30 July, 2015	3105, 60 Brian Harrison Way, Toronto	Condo	2	1	56	\$260K	\$245K
	Lph3, 60 Town Centre Crt, Toronto	Condo	1	1	46	\$312K	\$304K
2 August, 2015	705, 25 Town Centre Crt, Toronto	Condo	2	2	6	\$375K	\$375K
3 August, 2015	31 Romulus Dr, Toronto	Detached	3	2	33	\$629K	\$628K
4 August, 2015	811, 25 Town Centre Crt, Toronto	Condo	2	1	21	\$250K	\$242K
6 August, 2015	901, 50 Brian Harrison Way, Toronto	Condo	1	2	50	\$270K	\$264K
	904, 50 Town Centre Crt, Toronto	Condo	1	1	5	\$258K	\$251K
	1529, 125 Omni Dr, Toronto	Condo	2	1	18	\$280K	\$272K
7 August, 2015	2104, 70 Town Centre Crt, Toronto	Condo	3	2	51	\$350K	\$338K
8 August, 2015	2809, 60 Brian Harrison Way, Toronto	Condo	2	2	10	\$375K	\$368K
9 August, 2015	680 Brimley Rd, Toronto	Detached	3	2	4	\$499K	\$595K
	3004, 60 Brian Harrison Way, Toronto	Condo	2	2		\$2K	\$2K
10 August, 2015	589 Brimley Rd, Toronto	Detached	3	2	7	\$480K	\$530K
	806, 60 Town Centre Crt, Toronto	Condo	1	1	29	\$240K	\$230K
	1604, 50 Town Centre Crt, Toronto	Condo	1	1	13	\$264K	\$260K
	3205, 50 Town Centre Crt, Toronto	Condo	1	1		\$183K	\$178K
11 August, 2015	9 Perivale Cres, Toronto	Detached	4	3	7	\$600K	\$666K
	548 Mccowan Rd, Toronto	Detached	3	2	19	\$589K	\$585K
	2606, 70 Town Centre Crt, Toronto	Condo	3	1	33	\$250K	\$218K
12 August, 2015	548A Brimley Rd, Toronto	Detached	3	2	8	\$599K	\$635K
	1801, 50 Town Centre Crt, Toronto	Condo	1	1	22	\$289K	\$285K
13 August, 2015	909, 60 Brian Harrison Way, Toronto	Condo	2	2	31	\$365K	\$356K
	3103, 50 Town Centre Crt, Toronto	Condo	1	1	74	\$285K	\$280K

Data

Month, Day, Year of Sold Date	Address1	Property Type	Bedrooms	Washrooms	Days on the Market	List Price	Sold Price
14 August, 2015	61 Town Centre Crt, Toronto	Condo	1	2	15	\$320K	\$315K
	1002A, 61 Town Centre Crt, Toronto	Condo	1	2	11	\$305K	\$296K
16 August, 2015	15 Freeborn Cres, Toronto	Semi-Detached	3	2	3	\$440K	\$479K
	24 Pomeroy St, Toronto	Semi-Detached	3	2	15	\$500K	\$485K
17 August, 2015	506, 50 Brian Harrison Way, Toronto	Condo	1	1	39	\$229K	\$214K
	2236, 125 Omni Dr, Toronto	Condo	2	2	29	\$330K	\$322K
	3404, 83 Borough Dr, Toronto	Condo	1	1	72	\$270K	\$264K
18 August, 2015	1910, 60 Town Centre Crt, Toronto	Condo	1	1	2	\$230K	\$229K
19 August, 2015	1110, 50 Town Centre Crt, Toronto	Condo	1	2	27	\$382K	\$368K
	2803, 190 Borough Dr, Toronto	Condo	2	1	7	\$285K	\$284K
21 August, 2015	2806, 50 Town Centre Crt, Toronto	Condo	1	1	13	\$258K	\$254K
22 August, 2015	2510, 50 Town Centre Crt, Toronto	Condo	1	2	47	\$385K	\$370K
23 August, 2015	1445 Danforth Rd, Toronto	Detached	3	2	31	\$500K	\$485K
	1904, 60 Town Centre Crt, Toronto	Condo	1	2	20	\$310K	\$302K
	2969 Lawrence Ave, Toronto	Other	6	3	19	\$659K	\$650K
24 August, 2015	157 Fitzgibbon Ave, Toronto	Detached	3	2	14	\$650K	\$650K
25 August, 2015	3211, 25 Town Centre Crt, Toronto	Condo	2	1	98	\$284K	\$280K
26 August, 2015	10 Medley Cres, Toronto	Detached	3	2	9	\$650K	\$675K
27 August, 2015	33 Cicerella Cres, Toronto	Detached	3	2	30	\$580K	\$570K
	50 Town Centre Crt, Toronto	Condo	1	1	115	\$275K	\$259K
28 August, 2015	208, 61 Town Centre Crt, Toronto	Condo	1	2	35	\$299K	\$291K
	3111, 190 Borough Dr, Toronto	Condo	2	1	75	\$280K	\$278K
30 August, 2015	610 Mccowan Rd, Toronto	Detached	3	2	21	\$489K	\$530K
31 August, 2015	3101, 83 Borough Dr, Toronto	Condo	1	1	11	\$269K	\$260K
2 September, 2015	603, 190 Borough Dr, Toronto	Condo	2	1	11	\$283K	\$278K
	705, 60 Town Centre Crt, Toronto	Condo	1	1	10	\$255K	\$249K
	1532A, 125 Omni Dr, Toronto	Condo	2	1	10	\$250K	\$247K
3 September, 2015	1206, 61 Town Centre Crt, Toronto	Condo	1	1	95	\$225K	\$220K

Data

Month, Day, Year of Sold Date	Address1	Property Type	Bedrooms	Washrooms	Days on the Market	List Price	Sold Price
3 September, 2015	1706, 60 Town Centre Crt, Toronto	Condo	1	1	21	\$260K	\$245K
	1809, 60 Brian Harrison Way, Toronto	Condo	2	2	18	\$370K	\$369K
	2111, 50 Town Centre Crt, Toronto	Condo	1	1	77	\$290K	\$280K
5 September, 2015	1810, 50 Town Centre Crt, Toronto	Condo	1	2	17	\$378K	\$370K
	3209, 50 Brian Harrison Way, Toronto	Condo	1	2	4	\$375K	\$367K
6 September, 2015	1907, 50 Brian Harrison Way, Toronto	Condo	1	2		\$309K	\$300K
7 September, 2015	37 Tordale Cres, Toronto	Detached	3	2	13	\$690K	\$665K
	1169, 123 Omni Dr, Toronto	Condo	2	2	41	\$270K	\$269K
8 September, 2015	2301, 70 Town Centre Crt, Toronto	Condo	3	1	43	\$279K	\$265K
	3304, 50 Town Centre Crt, Toronto	Condo	1	1	41	\$280K	\$273K
9 September, 2015	102 Birkdale Rd, Toronto	Semi-Detached	2	2	16	\$499K	\$495K
	1314, 83 Borough Dr, Toronto	Condo	1	2	42	\$327K	\$316K
10 September, 2015	10 Medici Crt, Toronto	Detached	3	1	18	\$500K	\$477K
	1511, 50 Town Centre Crt, Toronto	Condo	1	1	25	\$289K	\$283K
	2308, 70 Town Centre Crt, Toronto	Condo	3	1	8	\$264K	\$264K
11 September, 2015	701, 50 Brian Harrison Way, Toronto	Condo	1	2	53	\$260K	\$253K
13 September, 2015	15 Barrymore Rd, Toronto	Detached	3	2	12	\$569K	\$564K
	1007, 25 Town Centre Dr, Toronto	Condo	1	1	96	\$276K	\$267K
14 September, 2015	3204, 83 Borough Dr, Toronto	Condo	1	1	14	\$266K	\$263K
	Ph03, 25 Town Centre Crt, Toronto	Condo	2	2	7	\$450K	\$443K
15 September, 2015	111 Meldazy Dr, Toronto	Detached	3	2	5	\$650K	\$675K
16 September, 2015	146 Birkdale Rd, Toronto	Detached	4	2	7	\$489K	\$471K
	3504, 50 Town Centre Crt, Toronto	Condo	1	1	7	\$285K	\$280K
	3704, 50 Town Centre Crt, Toronto	Condo	1	1	17	\$288K	\$283K
18 September, 2015	50 Rushley Dr, Toronto	Semi-Detached	3	3	22	\$500K	\$478K
19 September, 2015	43 Haileybury Dr, Toronto	Detached	3	1	5	\$500K	\$525K
21 September, 2015	12 Camarel Cres, Toronto	Detached	3	2	71	\$560K	\$520K
	31 Freeborn Cres, Toronto	Semi-Detached	3	2	21	\$499K	\$489K

Data

Month, Day, Year of Sold Date	Address1	Property Type	Bedrooms	Washrooms	Days on the Market	List Price	Sold Price
21 September, 2015	2505, 115 Omni Dr, Toronto	Condo	3	2	57	\$280K	\$276K
22 September, 2015	3205, 190 Borough Dr, Toronto	Condo	2	2	8	\$420K	\$408K
23 September, 2015	173, 121 Omni Dr, Toronto	Townhouse	3	3	126	\$389K	\$374K
	2508, 50 Brian Harrison Way, Toronto	Condo	1	1	28	\$250K	\$247K
	2607, 70 Town Centre Crt, Toronto	Condo	3	2	21	\$330K	\$317K
24 September, 2015	78 Perivale Cres, Toronto	Detached	3	2		\$499K	\$525K
	2404, 60 Town Centre Crt, Toronto	Condo	1	2	35	\$315K	\$300K
25 September, 2015	3207, 190 Borough Dr, Toronto	Condo	2	1	37	\$288K	\$289K
27 September, 2015	54 Kootenay Cres, Toronto	Detached	3	2	3	\$550K	\$535K
	2409, 60 Town Centre Crt, Toronto	Condo	1	1	18	\$310K	\$304K
28 September, 2015	1501, 25 Town Centre Crt, Toronto	Condo	2	1	50	\$235K	\$231K
29 September, 2015	801, 50 Brian Harrison Way, Toronto	Condo	1	2	50	\$265K	\$258K
	2608, 115 Omni Dr, Toronto	Condo	3	2	4	\$369K	\$380K
1 October, 2015	15 Suraty Ave, Toronto	Detached	3	3	14	\$620K	\$725K
5 October, 2015	17 Freeborn Cres, Toronto	Semi-Detached	3	1	7	\$439K	\$458K
6 October, 2015	1108, 190 Borough Dr, Toronto	Condo	2	2	5	\$408K	\$402K
7 October, 2015	2105, 70 Town Centre Crt, Toronto	Condo	3	1	58	\$262K	\$250K
9 October, 2015	277 Birkdale Rd, Toronto	Detached	3	1	30	\$499K	\$425K
10 October, 2015	751 Brimley Rd, Toronto	Detached	3	2	74	\$549K	\$521K
	3608, 50 Brian Harrison Way, Toronto	Condo	1	1	52	\$288K	\$279K
12 October, 2015	17 Tordale Cres, Toronto	Detached	3	3	8	\$599K	\$717K
	1905, 60 Town Centre Crt, Toronto	Condo	1	1	30	\$235K	\$225K
	3305, 60 Brian Harrison Way, Toronto	Condo	2	1	73	\$269K	\$258K
13 October, 2015	136 St Andrews Rd, Toronto	Detached	4	3	7	\$750K	\$820K
14 October, 2015	5 Bernadine St, Toronto	Detached	3	3	1	\$549K	\$614K
	2705, 60 Town Centre Crt, Toronto	Condo	1	1	43	\$233K	\$228K
15 October, 2015	1166, 123 Omni Dr, Toronto	Condo	2	1	71	\$240K	\$224K
16 October, 2015	1502, 60 Brian Harrison Way, Toronto	Condo	2	2	8	\$388K	\$368K

Data

Month, Day, Year of Sold Date	Address1	Property Type	Bedrooms	Washrooms	Days on the Market	List Price	Sold Price
16 October, 2015	2907, 50 Brian Harrison Way, Toronto	Condo	1	2	39	\$330K	\$310K
17 October, 2015	2208, 61 Town Centre Crt, Toronto	Condo	1	2	16	\$330K	\$322K
18 October, 2015	6 Bromton Dr, Toronto	Detached	3	2	30	\$649K	\$625K
19 October, 2015	32 Medley Cres, Toronto	Detached	3	3	6	\$639K	\$680K
	803, 83 Borough Dr, Toronto	Condo	1	1	7	\$259K	\$252K
20 October, 2015	1039, 125 Omni Dr, Toronto	Condo	2	1	69	\$202K	\$192K
21 October, 2015	9 Manorwood Rd, Toronto	Detached	3	2	21	\$595K	\$574K
23 October, 2015	838, 125 Omni Dr, Toronto	Condo	2	1	10	\$225K	\$223K
25 October, 2015	22 Medley Cres, Toronto	Detached	3	3	7	\$660K	\$658K
26 October, 2015	3 Larkhall Ave, Toronto	Detached	3	2	7	\$550K	\$564K
	152 Haileybury Dr, Toronto	Detached	3	4	19	\$589K	\$601K
	1905, 61 Town Centre Crt, Toronto	Condo	1	1	36	\$265K	\$255K
27 October, 2015	211, 61 Town Centre Crt, Toronto	Condo	1	1	30	\$240K	\$235K
28 October, 2015	23 Carslake Cres, Toronto	Detached	3	2	7	\$599K	\$655K
	71 Perivale Cres, Toronto	Detached	3	2	1	\$629K	\$650K
	91 Birkdale Rd, Toronto	Semi-Detached	3	2	4	\$519K	\$520K
	1212, 83 Borough Dr, Toronto	Condo	1	2	15	\$357K	\$352K
29 October, 2015	17 Bendale Blvd, Toronto	Detached	4	3	51	\$768K	\$730K
	704, 70 Town Centre Crt, Toronto	Condo	3	1	100	\$265K	\$259K
	1007, 190 Borough Dr, Toronto	Condo	2	1	21	\$282K	\$277K
30 October, 2015	24 Medina Cres, Toronto	Detached	2	2	5	\$549K	\$561K
	34 Munson Cres, Toronto	Detached	4	2	3	\$480K	\$470K
1 November, 2015	Lph07, 25 Town Centre Crt, Toronto	Condo	2	2	26	\$429K	\$415K
2 November, 2015	2107, 50 Town Centre Crt, Toronto	Condo	1	1	36	\$178K	\$172K
	3602, 70 Town Centre Crt, Toronto	Condo	3	2	8	\$399K	\$395K
3 November, 2015	307, 60 Brian Harrison Way, Toronto	Condo	2	2	36	\$307K	\$301K
	1803, 190 Borough Dr, Toronto	Condo	2	1	18	\$285K	\$280K
4 November, 2015	11 Flintwick Dr, Toronto	Detached	3	2	36	\$650K	\$647K

Data

Month, Day, Year of Sold Date	Address1	Property Type	Bedrooms	Washrooms	Days on the Market	List Price	Sold Price
4 November, 2015	45 Hathway Dr, Toronto	Detached	3	3	3	\$675K	\$665K
	764, 123 Omni Dr, Toronto	Condo	2	1	22	\$215K	\$203K
7 November, 2015	40 Miramar Cres, Toronto	Detached	3	3	3	\$650K	\$700K
9 November, 2015	11 Perivale Cres, Toronto	Detached	4	2	8	\$600K	\$670K
	403, 60 Brian Harrison Way, Toronto	Condo	2	1	15	\$268K	\$264K
	732, 125 Omni Dr, Toronto	Condo	2	1	60	\$218K	\$214K
	2907, 25 Town Centre Crt, Toronto	Condo	2	1	34	\$280K	\$270K
11 November, 2015	736, 125 Omni Dr, Toronto	Condo	2	2	8	\$320K	\$320K
12 November, 2015	26 Panmure Cres, Toronto	Detached	3	2	14	\$500K	\$546K
14 November, 2015	42 Seminole Ave, Toronto	Detached	3	2	7	\$499K	\$545K
	1007, 115 Omni Dr, Toronto	Condo	3	2	5	\$290K	\$285K
15 November, 2015	2509, 83 Borough Dr, Toronto	Condo	1	1	33	\$294K	\$294K
16 November, 2015	707, 115 Omni Dr, Toronto	Condo	3	2	29	\$275K	\$263K
17 November, 2015	3204, 50 Town Centre Crt, Toronto	Condo	1	1	58	\$275K	\$272K
18 November, 2015	5 Barrymore Rd, Toronto	Detached	3	1	21	\$540K	\$532K
	3006, 190 Borough Dr, Toronto	Condo	2	1	22	\$288K	\$285K
23 November, 2015	1501, 61 Town Centre Crt, Toronto	Condo	1	1	12	\$260K	\$257K
	3105, 83 Borough Dr, Toronto	Condo	1	2	29	\$365K	\$358K
24 November, 2015	1607, 50 Town Centre Crt, Toronto	Condo	1	1	9	\$176K	\$171K
25 November, 2015	30 Meldazy Dr, Toronto	Detached	3	2	69	\$675K	\$645K
26 November, 2015	906, 190 Borough Dr, Toronto	Condo	2	1	2	\$285K	\$282K
29 November, 2015	10 Camlac Pl, Toronto	Detached	3	2	19	\$649K	\$630K
30 November, 2015	41 Applefield Dr, Toronto	Detached	3	3	6	\$769K	\$725K
	514, 60 Town Centre Crt, Toronto	Condo	1	1	11	\$290K	\$280K
1 December, 2015	3909, 50 Town Centre Crt, Toronto	Condo	1	1	64	\$305K	\$292K
2 December, 2015	1401, 50 Brian Harrison Way, Toronto	Condo	1	2	7	\$280K	\$275K
3 December, 2015	63 Hathway Dr, Toronto	Detached	3	3	21	\$780K	\$755K
	910, 50 Town Centre Crt, Toronto	Condo	1	2	21	\$370K	\$365K

Data

Month, Day, Year of Sold Date	Address1	Property Type	Bedrooms	Washrooms	Days on the Market	List Price	Sold Price
5 December, 2015	98 Applefield Dr, Toronto	Detached	3	1	10	\$600K	\$612K
8 December, 2015	25 Madrid St, Toronto	Detached	3	2	85	\$649K	\$645K
13 December, 2015	6 Cicerella Cres, Toronto	Detached	3	2	7	\$600K	\$612K
14 December, 2015	52 Lyon Heights Rd, Toronto	Detached	3	2	45	\$589K	\$589K
15 December, 2015	183 Birkdale Rd, Toronto	Detached	3	3	42	\$798K	\$751K
16 December, 2015	3 Acre Heights Cres, Toronto	Detached	4	2	41	\$570K	\$554K
	3605, 60 Brian Harrison Way, Toronto	Condo	2	1	17	\$249K	\$237K
17 December, 2015	1, 119 Omni Dr, Toronto	Townhouse	2	3	32	\$415K	\$405K
20 December, 2015	264 Birkdale Rd, Toronto	Detached	3	2	31	\$619K	\$608K
21 December, 2015	2710, 25 Town Centre Crt, Toronto	Condo	2	2	32	\$379K	\$370K
26 December, 2015	8 Hollyhedge Dr, Toronto	Detached	3	2	10	\$670K	\$637K
29 December, 2015	409, 50 Town Centre Crt, Toronto	Condo	1	1	52	\$280K	\$274K
6 January, 2016	4 Lesterwood Cres, Toronto	Detached	3	2	5	\$549K	\$549K
11 January, 2016	2804, 70 Town Centre Crt, Toronto	Condo	3	2	31	\$349K	\$342K
12 January, 2016	2806, 50 Brian Harrison Way, Toronto	Condo	1	1	49	\$225K	\$220K
13 January, 2016	38 Gully Dr, Toronto	Detached	3	2	77	\$680K	\$665K
14 January, 2016	8 Packard Blvd, Toronto	Detached	5	2	73	\$739K	\$720K
	3701, 50 Brian Harrison Way, Toronto	Condo	1	2	46	\$294K	\$288K
16 January, 2016	31 Sancrest Dr, Toronto	Detached	3	2	6	\$570K	\$712K
17 January, 2016	16 Verlaine Pl, Toronto	Detached	3	3	60	\$915K	\$850K
	1003, 50 Brian Harrison Way, Toronto	Condo	1	1	8	\$269K	\$269K
18 January, 2016	1147 Brimley Rd, Toronto	Detached	3	2	7	\$599K	\$628K
19 January, 2016	7, 117 Omni Dr, Toronto	Townhouse	3	3	30	\$430K	\$402K
	1808, 83 Borough Dr, Toronto	Condo	1	1	13	\$289K	\$285K
23 January, 2016	403, 60 Town Centre Crt	Condo	1	1	40	\$230K	\$221K
	509, 83 Borough Dr	Condo	1	1	61	\$280K	\$276K
	1502, 25 Town Centre Crt	Condo	2	2	11	\$400K	\$399K
	3105, 50 Town Centre Crt	Condo	0	1	5	\$185K	\$180K

Data

Month, Day, Year of Sold Date	Address1	Property Type	Bedrooms	Washrooms	Days on the Market	List Price	Sold Price
24 January, 2016	27 Madrid St	Detached	3	2	5	\$599K	\$682K
25 January, 2016	1138 Brimley Rd	Detached	3	2	7	\$599K	\$625K
	2805, 190 Borough Dr	Condo	2	2	3	\$409K	\$400K
26 January, 2016	Ph3505, 70 Town Centre Crt	Condo	2	2	116	\$369K	\$355K
27 January, 2016	14 Carslake Cres	Detached	3	2	7	\$570K	\$630K
28 January, 2016	11 Suraty Ave	Detached	4	2	9	\$700K	\$690K
29 January, 2016	603, 70 Town Centre Crt	Condo	0	1	24	\$218K	\$208K
	1801, 60 Brian Harrison Way	Condo	1	2	11	\$278K	\$276K
30 January, 2016	30 Belyea Cres	Detached	3	2	12	\$600K	\$578K
	1610, 60 Town Centre Crt	Condo	1	1	2	\$235K	\$236K
31 January, 2016	26 Oakley Blvd	Detached	3	2	5	\$699K	\$685K
	765, 123 Omni Dr	Condo	1	1	4	\$217K	\$210K
2 February, 2016	2204, 60 Brian Harrison Way	Condo	2	2	1	\$309K	\$308K
	3705, 60 Brian Harrison Way	Condo	1	1	13	\$243K	\$230K
3 February, 2016	146 Birkdale Rd	Detached	4	3	9	\$650K	\$688K
	2903, 50 Town Centre Crt	Condo	1	1	51	\$299K	\$289K
	3202, 70 Town Centre Crt	Condo	3	2	16	\$380K	\$377K
4 February, 2016	34 Kells Ave	Detached	3	2	2	\$629K	\$652K
	2203, 115 Omni Dr	Condo	3	2	17	\$380K	\$370K
5 February, 2016	123 Perivale Cres	Detached	3	2	7	\$759K	\$769K
7 February, 2016	709, 50 Brian Harrison Way	Condo	2	2	14	\$380K	\$375K
9 February, 2016	2311, 25 Town Centre Crt	Condo	1	1	36	\$275K	\$272K
10 February, 2016	3402, 50 Town Centre Crt	Condo	2	2	22	\$389K	\$384K
	Ph1, 50 Town Centre Crt	Condo	2	2	118	\$445K	\$430K
12 February, 2016	1213 Brimley Rd	Detached	3	2	9	\$595K	\$607K
	2101, 70 Town Centre Crt	Condo	1	1	21	\$259K	\$254K
	3505, 83 Borough Dr	Condo	2	2	36	\$360K	\$350K
14 February, 2016	49 Brookridge Dr	Detached	4	2	9	\$549K	\$640K

Data

Month, Day, Year of Sold Date	Address1	Property Type	Bedrooms	Washrooms	Days on the Market	List Price	Sold Price
16 February, 2016	201, 60 Town Centre Crt	Condo	1	1	24	\$255K	\$250K
17 February, 2016	2305, 50 Brian Harrison Way	Condo	1	1	14	\$278K	\$269K
19 February, 2016	25 Penetang Cres	Detached	3	2	9	\$580K	\$625K
20 February, 2016	6 Dogwood Cres	Semi-Detached	3	2	9	\$525K	\$525K
	3301, 50 Town Centre Crt	Condo	1	1	67	\$299K	\$289K
21 February, 2016	3203, 70 Town Centre Crt	Condo	1	1	69	\$275K	\$270K
22 February, 2016	2130, 125 Omni Dr	Condo	2	2	6	\$329K	\$320K
23 February, 2016	60 Applefield Dr	Detached	3	2	5	\$689K	\$796K
	91 Applefield Dr	Detached	3	2	5	\$640K	\$642K
24 February, 2016	1608, 50 Town Centre Crt	Condo	1	1	44	\$275K	\$260K
26 February, 2016	531, 125 Omni Dr	Condo	2	2	3	\$280K	\$280K
	1601, 83 Borough Dr	Condo	1	1	17	\$260K	\$257K
28 February, 2016	1 Arden Thorpe Rd	Detached	3	2	3	\$590K	\$651K
	3 Stanwell Dr	Detached	3	2	5	\$599K	\$705K
29 February, 2016	60 Rossander Crt	Detached	4	3	6	\$650K	\$733K
	103 Perivale Cres	Detached	3	2	7	\$550K	\$630K
1 March, 2016	1235, 125 Omni Dr	Condo	3	2	142	\$415K	\$390K
	1514, 83 Borough Dr	Condo	2	2	14	\$349K	\$348K
2 March, 2016	Uph 05, 60 Town Centre Crt	Condo	2	2	56	\$365K	\$375K
3 March, 2016	50 Gage Ave	Detached	3	2	10	\$699K	\$720K
4 March, 2016	42 Bernadine St	Detached	3	2	9	\$648K	\$636K
	1204, 61 Town Centre Crt	Condo	2	2	15	\$329K	\$325K
	3008, 25 Town Centre Crt	Condo	2	2	8	\$410K	\$405K
5 March, 2016	1481 Midland Ave	Townhouse	3	2	5	\$558K	\$548K
	1805, 70 Town Centre Crt	Condo	1	1	3	\$265K	\$262K
7 March, 2016	80 Seminole Ave	Detached	3	2	4	\$579K	\$600K
8 March, 2016	42 Medina Cres	Detached	3	3	5	\$599K	\$678K
	721 Brimley Rd	Detached	3	2	5	\$590K	\$630K

Data

Month, Day, Year of Sold Date	Address1	Property Type	Bedrooms	Washrooms	Days on the Market	List Price	Sold Price
8 March, 2016	1405, 70 Town Centre Crt	Condo	1	1	32	\$269K	\$249K
	2210, 190 Borough Dr	Condo	2	2	17	\$400K	\$390K
9 March, 2016	14 Madrid St	Detached	3	3	7	\$580K	\$655K
	31 Barrymore Rd	Detached	3	3	8	\$600K	\$710K
	629, 125 Omni Dr	Condo	2	2	9	\$309K	\$303K
	1002, 50 Town Centre Crt	Condo	2	2	22	\$386K	\$384K
	3503, 60 Brian Harrison Way	Condo	2	2	26	\$350K	\$350K
11 March, 2016	607, 83 Borough Dr	Condo	1	1	11	\$270K	\$269K
	1811, 190 Borough Dr	Condo	1	1	21	\$246K	\$240K
	3505, 60 Brian Harrison Way	Condo	1	1	36	\$245K	\$237K
14 March, 2016	14 Arlene Cres	Detached	4	2	5	\$529K	\$621K
	93 Meldazy Dr	Detached	3	2	4	\$619K	\$668K
	561 Mccowan Rd	Detached	3	2	2	\$590K	\$611K
	2201, 50 Town Centre Crt	Condo	1	1	50	\$295K	\$283K
15 March, 2016	3307, 50 Town Centre Crt	Condo	0	1	11	\$199K	\$181K
16 March, 2016	34 Meldazy Dr	Detached	3	2	6	\$658K	\$735K
	2707, 60 Brian Harrison Way	Condo	2	2	10	\$308K	\$308K
17 March, 2016	53 Miramar Cres	Detached	3	2	2	\$570K	\$610K
	3008, 50 Town Centre Crt	Condo	1	1	34	\$280K	\$275K
18 March, 2016	9 Penetang Cres	Detached	3	2	4	\$609K	\$590K
	23 Ada Cres	Detached	3	2	11	\$649K	\$675K
	1707, 60 Town Centre Crt	Condo	2	2	23	\$345K	\$340K
19 March, 2016	1902, 61 Town Centre Crt	Condo	3	2	28	\$420K	\$408K
20 March, 2016	2505, 50 Brian Harrison Way	Condo	1	1	36	\$284K	\$275K
21 March, 2016	10 Rosswood Cres	Detached	4	3	28	\$599K	\$560K
	44 Gage Ave	Detached	3	2	6	\$650K	\$795K
	901, 190 Borough Dr	Condo	1	1	13	\$249K	\$241K
22 March, 2016	1602, 83 Borough Dr	Condo	1	1	65	\$298K	\$279K

Data

Month, Day, Year of Sold Date	Address1	Property Type	Bedrooms	Washrooms	Days on the Market	List Price	Sold Price
23 March, 2016	10 Carslake Cres	Detached	3	2	3	\$589K	\$651K
	11 Wincrest Dr	Detached	4	2	5	\$600K	\$726K
	16 Ada Cres	Detached	3	3	7	\$650K	\$745K
25 March, 2016	1910, 50 Town Centre Crt	Condo	2	2	25	\$380K	\$379K
26 March, 2016	3810, 50 Town Centre Crt	Condo	2	2	26	\$389K	\$378K
27 March, 2016	7 Jackmuir Cres	Detached	3	1	3	\$589K	\$580K
	45 Dorcot Ave	Detached	3	2	9	\$649K	\$655K
28 March, 2016	3 Durrington Cres	Detached	3	2	4	\$570K	\$705K
30 March, 2016	1306, 61 Town Centre Crt	Condo	1	1	20	\$245K	\$240K
	1505, 50 Brian Harrison Way	Condo	1	1	20	\$270K	\$263K
31 March, 2016	268, 123 Omni Dr	Condo	2	2	58	\$290K	\$275K
1 April, 2016	2410, 50 Town Centre Crt	Condo	2	2	50	\$380K	\$376K
2 April, 2016	1708, 190 Borough Dr	Condo	2	2	29	\$415K	\$402K
3 April, 2016	1601, 70 Town Centre Crt	Condo	1	1	5	\$260K	\$276K
4 April, 2016	32 Medley Cres	Detached	3	3	8	\$690K	\$698K
	76 Cicerella Cres	Detached	3	2	7	\$599K	\$680K
5 April, 2016	681 Brimley Rd	Detached	2	1	14	\$529K	\$520K
	25 Dorcot Ave	Detached	3	3	6	\$629K	\$737K
	65 Miramar Cres	Detached	2	2	5	\$525K	\$570K
6 April, 2016	806, 61 Town Centre Crt	Condo	1	1	34	\$249K	\$246K
	1 Gully Dr	Detached	3	1	5	\$598K	\$676K
7 April, 2016	2011, 83 Borough Dr	Condo	2	2	5	\$349K	\$346K
	506, 83 Borough Dr	Condo	2	2	9	\$350K	\$348K
8 April, 2016	2901, 83 Borough Dr	Condo	1	1	46	\$280K	\$276K
9 April, 2016	22 Arnprior Rd	Detached	3	2	5	\$600K	\$628K
	539 Mccowan Rd	Detached	3	2	3	\$649K	\$726K
	567, 123 Omni Dr	Condo	1	1	4	\$220K	\$220K
10 April, 2016	Th75, 83 Borough Dr	Townhouse	1	1	11	\$295K	\$295K

Data

Month, Day, Year of Sold Date	Address1	Property Type	Bedrooms	Washrooms	Days on the Market	List Price	Sold Price
12 April, 2016	16 Madrid St	Detached	3	2	10	\$600K	\$735K
	807, 50 Brian Harrison Way, Toronto	Condo	1	2	23	\$319K	\$312K
13 April, 2016	8 Barrymore Rd	Detached	3	3	15	\$680K	\$670K
14 April, 2016	2903, 60 Brian Harrison Way	Condo	1	1	43	\$269K	\$265K
	Th 67, 83 Borough Dr	Townhouse	3	3	41	\$500K	\$518K
15 April, 2016	92 Rushley Dr	Semi-Detached	3	2	29	\$550K	\$550K
	360, 123 Omni Dr	Condo	1	1	10	\$219K	\$210K
	3201, 50 Town Centre Crt	Condo	1	1	69	\$299K	\$289K
17 April, 2016	8 Shediac Rd	Detached	4	3	5	\$650K	\$793K
18 April, 2016	39 Cicerella Cres	Detached	3	2	5	\$690K	\$710K
	2309, 190 Borough Dr	Condo	1	1	4	\$288K	\$285K
	2601, 50 Town Centre Crt	Condo	1	1	22	\$298K	\$295K
	3007, 25 Town Centre Crt	Condo	1	1	16	\$275K	\$276K
19 April, 2016	11 Ada Cres	Detached	3	2	6	\$589K	\$701K
	23 Penetang Cres	Detached	3	2	6	\$700K	\$790K
	74 Dorcot Ave	Semi-Detached	3	2	6	\$500K	\$610K
	1510 Danforth Rd	Detached	3	2	6	\$499K	\$552K
20 April, 2016	25 Aspendale Dr	Detached	3	3	7	\$700K	\$765K
	34 Rushley Dr	Semi-Detached	3	2	6	\$550K	\$545K
	638, 125 Omni Dr	Condo	2	1	49	\$260K	\$252K
22 April, 2016	2206, 25 Town Centre Crt	Condo	1	1	10	\$290K	\$281K
23 April, 2016	509, 61 Town Centre Crt	Condo	2	2	2	\$335K	\$335K
25 April, 2016	12 Kells Ave	Detached	3	2	5	\$620K	\$650K
	17 Wincrest Dr	Detached	3	2	6	\$670K	\$801K
	32 Lesterwood Cres	Detached	3	2	11	\$518K	\$660K
	2004, 60 Town Centre Crt	Condo	2	2	18	\$325K	\$323K
26 April, 2016	2409, 83 Borough Dr	Condo	1	1	11	\$300K	\$297K
28 April, 2016	11 Canadine Rd	Semi-Detached	3	3	2	\$500K	\$550K

Data

Month, Day, Year of Sold Date	Address1	Property Type	Bedrooms	Washrooms	Days on the Market	List Price	Sold Price
28 April, 2016	31 Cartier Cres	Detached	3	2	3	\$599K	\$689K
	1908, 190 Borough Dr	Condo	2	2	46	\$419K	\$408K
29 April, 2016	51 Brookridge Dr	Detached	4	2	8	\$629K	\$700K
	1124 Brimley Rd	Detached	3	2	8	\$600K	\$579K
	1811, 25 Town Centre Crt	Condo	1	1	2	\$248K	\$246K
30 April, 2016	7 Romulus Dr	Detached	3	3	9	\$569K	\$669K
	1207, 190 Borough Dr	Condo	1	1	1	\$290K	\$295K
	3405, 83 Borough Dr	Condo	2	2	61	\$359K	\$353K
2 May, 2016	20 Anticosti Dr	Detached	3	2	7	\$549K	\$631K
	2001, 190 Borough Dr	Condo	1	1	1	\$249K	\$248K
	2809, 50 Town Centre Crt	Condo	1	1	6	\$289K	\$280K
	3201, 25 Town Centre Crt	Condo	1	1	62	\$288K	\$281K
3 May, 2016	31 Medina Cres	Detached	3	4	8	\$649K	\$796K
	38 Dorcot Ave	Detached	3	1	6	\$620K	\$685K
	1608, 50 Town Centre Crt	Condo	1	1	33	\$264K	\$256K
4 May, 2016	43 Arlene Cres	Detached	3	2	8	\$630K	\$695K
	1609, 50 Town Centre Crt	Condo	1	1	26	\$293K	\$284K
	Uph01, 60 Town Centre Crt	Condo	2	2	5	\$400K	\$395K
5 May, 2016	33 Sancrest Dr	Detached	3	2	5	\$650K	\$708K
	304, 60 Town Centre Crt	Condo	1	1	44	\$239K	\$235K
	1411, 50 Town Centre Crt	Condo	1	1	44	\$300K	\$292K
6 May, 2016	2309, 60 Town Centre Crt	Condo	2	1	14	\$333K	\$330K
8 May, 2016	97 Dorcot Ave	Semi-Detached	3	2	9	\$499K	\$562K
9 May, 2016	19 Britwell Ave	Detached	3	3	7	\$600K	\$706K
10 May, 2016	30 Stanwell Dr	Detached	3	2	7	\$629K	\$781K
	408, 50 Town Centre Crt	Condo	1	1	54	\$260K	\$256K
	1210, 60 Town Centre Crt	Condo	1	1	9	\$250K	\$243K
	1504, 50 Brian Harrison Way	Condo	2	2	21	\$309K	\$301K

Data

Month, Day, Year of Sold Date	Address1	Property Type	Bedrooms	Washrooms	Days on the Market	List Price	Sold Price
10 May, 2016	2505, 83 Borough Dr	Condo	2	2	14	\$355K	\$355K
11 May, 2016	21 Packard Blvd	Detached	3	2	7	\$688K	\$789K
	26 Applefield Dr	Detached	3	2	9	\$750K	\$816K
	56 Rossander Crt	Detached	4	2	1	\$675K	\$837K
	1932, 125 Omni Dr	Condo	1	1	15	\$250K	\$250K
	2702, 50 Brian Harrison Way	Condo	3	2	16	\$400K	\$378K
12 May, 2016	2 Carslake Cres	Detached	3	2	7	\$595K	\$650K
	603, 50 Town Centre Crt	Condo	1	1	10	\$288K	\$279K
13 May, 2016	2805, 50 Brian Harrison Way	Condo	1	1	58	\$279K	\$274K
16 May, 2016	1734, 125 Omni Dr	Condo	2	2	40	\$320K	\$307K
17 May, 2016	22 St Andrews Rd	Detached	4	4	6	\$988K	\$1,151K
	123 Seminole Ave W	Detached	3	2	6	\$600K	\$701K
18 May, 2016	21 Arlene Cres	Detached	3	2	10	\$658K	\$788K
	52 Freeborn Cres	Semi-Detached	3	2	8	\$499K	\$602K
	55 Perivale Cres	Detached	3	2	2	\$800K	\$800K
19 May, 2016	16 Hathway Dr	Detached	3	3	9	\$629K	\$760K
	20 Tansley Ave	Detached	3	4	7	\$699K	\$715K
	22 Arlene Cres	Detached	3	2	8	\$658K	\$730K
	34 Neapolitan Dr	Detached	4	1	9	\$675K	\$675K
	59 Oakley Blvd	Detached	3	3	11	\$518K	\$662K
	1601, 60 Town Centre Crt	Condo	1	1	14	\$229K	\$229K
	2302, 50 Town Centre Crt	Condo	2	2	9	\$395K	\$387K
20 May, 2016	1493 Midland Ave	Townhouse	3	2	3	\$565K	\$583K
23 May, 2016	63 Perivale Cres	Detached	3	1	2	\$510K	\$531K
24 May, 2016	3302, 83 Borough Dr	Condo	1	1	14	\$295K	\$288K
25 May, 2016	35 Lyon Heights Rd	Detached	3	2	7	\$680K	\$731K
	72 Meldazy Dr	Detached	4	3	6	\$699K	\$903K
	208, 115 Omni Dr	Condo	3	2	7	\$385K	\$379K

Data

Month, Day, Year of Sold Date	Address1	Property Type	Bedrooms	Washrooms	Days on the Market	List Price	Sold Price
25 May, 2016	2607, 190 Borough Dr	Condo	1	1	3	\$300K	\$300K
26 May, 2016	771, 123 Omni Dr	Condo	1	1	14	\$193K	\$193K
27 May, 2016	42 Bonnechere Cres	Detached	3	2	11	\$480K	\$578K
	2105, 25 Town Centre Crt	Condo	2	2	12	\$408K	\$405K
28 May, 2016	22 Applefield Dr	Detached	3	2	3	\$750K	\$875K
	34 Tansley Ave	Detached	3	2	24	\$700K	\$698K
	1612, 61 Town Centre Crt	Condo	2	2	4	\$370K	\$360K
29 May, 2016	566, 123 Omni Dr	Condo	1	1	30	\$229K	\$218K
30 May, 2016	46 Barrymore Rd	Detached	3	2	5	\$590K	\$575K
	1810, 25 Town Centre Crt	Condo	2	2	2	\$400K	\$398K
31 May, 2016	3 Roseglor Cres	Detached	3	2	6	\$600K	\$665K
	33 Neapolitan Dr	Detached	3	1	7	\$620K	\$701K
	1135, 125 Omni Dr	Condo	3	2	6	\$418K	\$415K
	1801, 60 Town Centre Crt	Condo	1	1	5	\$252K	\$250K
1 June, 2016	73 Kilgreggan Cres	Detached	3	2	5	\$549K	\$611K
	1074 Midland Ave	Detached	3	2	5	\$649K	\$760K
2 June, 2016	47 Perivale Cres	Detached	3	2	7	\$750K	\$740K
	70 Cicerella Cres	Detached	3	3	8	\$750K	\$740K
	2034, 125 Omni Dr	Condo	2	2	26	\$320K	\$321K
	3210, 50 Brian Harrison Way	Condo	1	1	31	\$285K	\$280K
3 June, 2016	275 Birkdale Rd	Detached	3	2	7	\$750K	\$850K
	901, 115 Omni Dr	Condo	3	2	25	\$379K	\$379K
5 June, 2016	6 Bendale Blvd	Detached	3	2	4	\$681K	\$760K
	35 Dogwood Cres	Semi-Detached	3	2	5	\$500K	\$555K
6 June, 2016	20 Bonnechere Cres	Detached	5	2	11	\$560K	\$717K
	1510, 83 Borough Dr	Condo	1	1	3	\$260K	\$256K
7 June, 2016	57 Munson Cres	Detached	3	2	8	\$558K	\$700K
	1501, 50 Town Centre Crt	Condo	1	1	34	\$296K	\$286K

Data

Month, Day, Year of Sold Date	Address1	Property Type	Bedrooms	Washrooms	Days on the Market	List Price	Sold Price
7 June, 2016	3301, 83 Borough Dr	Condo	1	1	19	\$280K	\$276K
8 June, 2016	902A, 61 Town Centre Crt	Condo	2	2	13	\$325K	\$318K
9 June, 2016	18 Rossander Crt	Detached	3	4	8	\$600K	\$656K
	111, 1275 Brimley Rd	Townhouse	3	2	7	\$400K	\$438K
10 June, 2016	75A, 61 Town Centre Crt	Townhouse	2	1	36	\$388K	\$380K
	3105, 190 Borough Dr	Condo	2	2	42	\$418K	\$414K
	3306, 60 Brian Harrison Way	Condo	1	1	70	\$245K	\$240K
13 June, 2016	24 Highbrook Dr	Detached	3	2	5	\$629K	\$732K
	26 Aspendale Dr	Detached	3	3	4	\$639K	\$760K
	1908, 115 Omni Dr	Condo	3	2	30	\$390K	\$380K
14 June, 2016	418, 70 Town Centre Crt	Condo	0	1	56	\$200K	\$185K
	1808, 50 Town Centre Crt	Condo	1	1	19	\$274K	\$270K
	2304, 70 Town Centre Crt	Condo	2	2	4	\$359K	\$359K
	2530, 125 Omni Dr	Condo	2	2	53	\$360K	\$331K
15 June, 2016	12 Aspendale Dr	Detached	3	2	9	\$630K	\$577K
	118 Dorcot Ave	Detached	3	2	6	\$650K	\$730K
	1104, 61 Town Centre Crt	Condo	2	2	14	\$335K	\$335K
	2908, 50 Town Centre Crt	Condo	1	1	20	\$289K	\$290K
	3509, 50 Town Centre Crt Crt	Condo	1	1	35	\$305K	\$295K
16 June, 2016	1505, 83 Borough Dr	Condo	2	2	28	\$359K	\$350K
	2708, 190 Borough Dr	Condo	2	2	55	\$429K	\$418K
17 June, 2016	35 Hathway Dr	Detached	3	2	4	\$850K	\$825K
	50 Sancrest Dr	Detached	3	2	3	\$739K	\$709K
	607, 25 Town Centre Crt	Condo	1	1	57	\$274K	\$274K
	1037, 125 Omni Dr	Condo	2	2	4	\$288K	\$284K
	1708, 83 Borough Dr	Condo	1	1	37	\$289K	\$285K
19 June, 2016	45 Rushley Dr S	Semi-Detached	3	2	2	\$510K	\$517K
	53 Lyon Heights Rd	Detached	3	2	5	\$789K	\$801K

Data

Month, Day, Year of Sold Date	Address1	Property Type	Bedrooms	Washrooms	Days on the Market	List Price	Sold Price
19 June, 2016	90 Perivale Cres	Detached	4	3	2	\$680K	\$696K
	829, 125 Omni Dr	Condo	2	2	51	\$310K	\$298K
20 June, 2016	1705, 70 Town Centre Crt	Condo	1	1	21	\$264K	\$260K
21 June, 2016	7 Hathway Dr	Detached	3	2	6	\$599K	\$682K
	66 Kilgreggan Cres	Detached	3	3	6	\$649K	\$765K
	783 Brimley Rd	Detached	3	4	8	\$639K	\$729K
	2307, 25 Town Centre Crt	Condo	1	1	15	\$288K	\$286K
	2605, 60 Brian Harrison Way	Condo	1	1	31	\$275K	\$269K
	2611, 83 Borough Dr	Condo	2	2	16	\$450K	\$441K
22 June, 2016	2035, 125 Omni Dr	Condo	3	2	41	\$438K	\$419K
23 June, 2016	110 Meldazy Dr	Detached	3	2	2	\$679K	\$785K
	1929, 125 Omni Dr	Condo	2	2	18	\$312K	\$312K
	2009, 70 Town Centre Crt	Condo	2	2	29	\$360K	\$355K
	2310, 60 Brian Harrison Way	Condo	1	1	27	\$269K	\$260K
	3808, 60 Brian Harrison Way	Condo	1	1	14	\$289K	\$288K
24 June, 2016	1610, 60 Brian Harrison Way	Condo	1	1	49	\$269K	\$262K
26 June, 2016	248 Birkdale Rd	Detached	3	2	27	\$668K	\$662K
	2107, 25 Town Centre Crt	Condo	1	1	5	\$296K	\$290K
27 June, 2016	1 Graylee Ave	Detached	3	2	4	\$650K	\$700K
	15 Kells Ave	Detached	3	2	7	\$620K	\$711K
	51 Barrymore Rd	Detached	3	2	6	\$600K	\$611K
	106 Applefield Dr	Detached	3	2	5	\$860K	\$903K
	2806, 60 Brian Harrison Way	Condo	1	1	5	\$240K	\$235K
28 June, 2016	16 Barrymore Rd	Detached	3	2	8	\$600K	\$638K
	19, 119 Omni Dr	Townhouse	2	2	4	\$359K	\$370K
	50 Birkdale Rd	Semi-Detached	3	2	7	\$449K	\$555K
29 June, 2016	303, 190 Borough Dr	Condo	1	1	33	\$300K	\$299K
	2106, 25 Town Centre Crt	Condo	1	1	4	\$290K	\$287K

Data

Month, Day, Year of Sold Date	Address1	Property Type	Bedrooms	Washrooms	Days on the Market	List Price	Sold Price
30 June, 2016	1639, 125 Omni Dr	Condo	1	1	18	\$219K	\$219K
	2209, 60 Town Centre Crt	Condo	2	1	43	\$295K	\$290K
3 July, 2016	2204, 50 Town Centre Crt	Condo	1	1	179	\$275K	\$273K
4 July, 2016	8 Fraserton Cres	Detached	3	3	46	\$599K	\$645K
	36 Rushley Dr	Semi-Detached	3	2	17	\$537K	\$527K
	805, 60 Brian Harrison Way	Condo	1	1	39	\$265K	\$260K
	904, 50 Brian Harrison Way	Condo	2	2	14	\$319K	\$305K
	2001, 70 Town Centre Crt	Condo	1	1	5	\$270K	\$266K
5 July, 2016	16 Abbottswood Rd	Detached	4	2	2	\$850K	\$850K
6 July, 2016	12 Verlaine Pl	Detached	3	2	1	\$860K	\$911K
	903, 50 Brian Harrison Way	Condo	1	1	21	\$265K	\$265K
	1404, 60 Town Centre Crt	Condo	2	2	6	\$340K	\$335K
	3201, 50 Brian Harrison Way	Condo	1	2	77	\$293K	\$286K
7 July, 2016	102, 1275 Brimley Rd	Townhouse	3	2	8	\$420K	\$440K
	506, 61 Town Centre Crt	Condo	1	1	7	\$270K	\$265K
8 July, 2016	81 Meldazy Dr	Detached	3	3	9	\$699K	\$790K
9 July, 2016	2605, 190 Borough Dr	Condo	2	2	15	\$426K	\$420K
11 July, 2016	128 Haileybury Dr	Detached	3	2	7	\$600K	\$660K
12 July, 2016	1908, 60 Town Centre Crt	Condo	1	1	62	\$319K	\$310K
	3710, 50 Town Centre Crt	Condo	2	2	66	\$390K	\$387K
13 July, 2016	605, 115 Omni Dr	Condo	2	2	9	\$309K	\$300K
	1807, 25 Town Centre Crt	Condo	1	1	54	\$295K	\$280K
	2602, 190 Borough Dr	Condo	2	2	43	\$428K	\$418K
14 July, 2016	1202, 50 Brian Harrison Way	Condo	3	2	3	\$389K	\$388K
	2234, 125 Omni Dr	Condo	2	2	10	\$329K	\$370K
	3011, 83 Borough Dr	Condo	3	2	15	\$470K	\$463K
	3105, 25 Town Centre Crt	Condo	2	2	28	\$420K	\$417K
15 July, 2016	1104, 60 Town Centre Crt	Condo	2	2	59	\$333K	\$320K

Data

Month, Day, Year of Sold Date	Address1	Property Type	Bedrooms	Washrooms	Days on the Market	List Price	Sold Price
16 July, 2016	707, 60 Brian Harrison Way	Condo	2	2	8	\$300K	\$298K
	1910, 60 Brian Harrison Way	Condo	1	1	11	\$260K	\$260K
17 July, 2016	46 Amberdale Dr	Detached	3	2	8	\$599K	\$616K
	76 Rossander Crt	Detached	3	3	10	\$649K	\$695K
	905, 115 Omni Dr	Condo	2	2	19	\$339K	\$339K
	1533, 125 Omni Dr	Condo	2	2	1	\$312K	\$312K
18 July, 2016	23 Mackinac Cres	Detached	3	2	10	\$599K	\$650K
	232, 125 Omni Dr	Condo	1	1	13	\$239K	\$245K
	370, 123 Omni Dr	Condo	2	2	4	\$255K	\$255K
	1703, 50 Town Centre Crt	Condo	1	1	6	\$292K	\$285K
	2028, 125 Omni Dr	Condo	1	1	5	\$224K	\$210K
19 July, 2016	17, 119 Omni Dr	Townhouse	3	3	7	\$420K	\$412K
	3009, 50 Brian Harrison Way	Condo	3	2	16	\$358K	\$387K
20 July, 2016	80 Rossander Crt S	Detached	2	2	14	\$700K	\$690K
	410, 83 Borough Dr	Condo	1	1	15	\$260K	\$252K
	801, 50 Town Centre Crt	Condo	1	1	28	\$297K	\$291K
	1103, 50 Town Centre Crt	Condo	1	1	25	\$295K	\$285K
21 July, 2016	1044 Brimley Rd	Detached	3	2	10	\$768K	\$723K
22 July, 2016	1004, 60 Town Center Crt	Condo	2	2	35	\$320K	\$318K
	2104, 83 Borough Dr	Condo	1	1	15	\$268K	\$272K
25 July, 2016	52 Mackinac Cres	Detached	3	2	6	\$648K	\$756K
	108 Perivale Cres	Detached	3	1	5	\$599K	\$680K
	2602, 50 Town Centre Crt	Condo	2	2	26	\$409K	\$398K
26 July, 2016	2106, 115 Omni Dr	Condo	3	2	30	\$389K	\$375K
	3309, 25 Town Centre Crt	Condo	1	1	29	\$300K	\$289K
27 July, 2016	42 Seminole Ave	Detached	3	2	15	\$709K	\$689K
	55 Kilgreggan Cres	Detached	3	2	16	\$650K	\$675K
	1507, 50 Town Centre Crt	Condo	0	1	8	\$188K	\$185K

Data

Month, Day, Year of Sold Date	Address1	Property Type	Bedrooms	Washrooms	Days on the Market	List Price	Sold Price
27 July, 2016	1703, 61 Town Centre Crt	Condo	2	2	62	\$365K	\$360K
	2407, 50 Brian Harrison Way	Condo	2	2	9	\$329K	\$320K
29 July, 2016	51 Tordale Cres	Detached	3	2	11	\$850K	\$900K
	1060 Midland Ave	Detached	3	2	14	\$700K	\$690K
1 August, 2016	401, 83 Borough Dr	Condo	1	1	4	\$260K	\$257K
3 August, 2016	30 Cicerella Cres	Detached	3	2	21	\$670K	\$650K
	1207, 50 Town Centre Crt	Condo	0	1	79	\$199K	\$183K
	2969 Lawrence Ave E	Other	6	3	8	\$699K	\$699K
4 August, 2016	1901, 60 Brian Harrison Way	Condo	1	2	9	\$290K	\$290K
	2801, 25 Town Centre Crt	Condo	1	1	49	\$289K	\$283K
	3010, 83 Borough Dr	Condo	2	2	13	\$400K	\$395K
5 August, 2016	1204, 50 Town Centre Crt	Condo	1	1	19	\$285K	\$278K
	2908, 25 Town Centre Crt	Condo	2	2	18	\$430K	\$435K
6 August, 2016	29 Tara Ave	Detached	3	2	2	\$649K	\$750K
	2202, 190 Borough Dr	Condo	2	2	16	\$405K	\$402K
	2404, 50 Town Centre Crt	Condo	1	1	39	\$271K	\$270K
7 August, 2016	3 Romulus Dr	Detached	3	3	1	\$759K	\$740K
8 August, 2016	41 Archibald Mews	Townhouse	3	3	6	\$650K	\$636K
	713 Brimley Rd	Detached	3	4	10	\$650K	\$750K
	1503 Danforth Rd	Detached	3	2	21	\$599K	\$595K
	1807, 61 Town Centre Crt	Condo	1	1	12	\$269K	\$265K
	1910, 190 Borough Dr	Condo	2	2	24	\$435K	\$422K
	2110, 83 Borough Dr	Condo	1	1	7	\$265K	\$262K
9 August, 2016	3205, 70 Town Centre Crt	Condo	1	1	75	\$273K	\$260K
10 August, 2016	29 Bromton Dr	Detached	3	1	2	\$500K	\$651K
	1401, 83 Borough Dr	Condo	1	1	18	\$274K	\$269K
	1611, 50 Town Centre Crt	Condo	1	1	15	\$320K	\$295K
11 August, 2016	92 Rushley Dr	Semi-Detached	3	2	28	\$550K	\$580K

Data

Month, Day, Year of Sold Date	Address1	Property Type	Bedrooms	Washrooms	Days on the Market	List Price	Sold Price
11 August, 2016	707, 25 Town Centre Crt	Condo	1	1	57	\$285K	\$283K
12 August, 2016	26 Panmure Cres	Detached	3	3	21	\$699K	\$765K
	31 Meldazy Dr	Detached	3	2	17	\$799K	\$760K
	1607, 50 Brian Harrison Way	Condo	2	2	9	\$323K	\$320K
14 August, 2016	34 Munson Cres	Detached	4	3	41	\$750K	\$740K
	1803, 50 Town Centre Crt	Condo	1	1	4	\$293K	\$289K
	2205, 115 Omni Dr	Condo	2	2	11	\$306K	\$306K
	3201, 25 Town Centre Crt	Condo	1	1	27	\$298K	\$293K
15 August, 2016	34 Bendale Blvd N	Detached	3	2	3	\$800K	\$900K
	35 Penzance Dr	Detached	3	1	6	\$575K	\$621K
	37 Doerr Rd	Detached	3	1	7	\$599K	\$748K
	638 Mccowan Rd	Detached	4	4	13	\$665K	\$630K
16 August, 2016	145 Haileybury Dr	Detached	3	2	8	\$555K	\$625K
	701, 83 Borough Dr	Condo	1	1	57	\$264K	\$264K
	2505, 25 Town Centre Crt	Condo	2	2	3	\$428K	\$422K
17 August, 2016	20 Packard Blvd	Detached	3	2	7	\$689K	\$790K
19 August, 2016	6 Corner Lane	Townhouse	3	2	7	\$450K	\$540K
	206, 83 Borough Dr	Condo	2	2	8	\$370K	\$382K
20 August, 2016	1608, 115 Omni Dr	Condo	3	2	68	\$385K	\$380K
21 August, 2016	36 Stanwell Dr	Detached	4	2	13	\$849K	\$839K
	412, 50 Town Centre Crt	Condo	1	1	23	\$280K	\$271K
22 August, 2016	805, 70 Town Centre Crt	Condo	1	1	18	\$288K	\$285K
	1903, 25 Town Centre Crt	Condo	1	1	60	\$293K	\$285K
23 August, 2016	17, 117 Omni Dr	Townhouse	3	2	43	\$439K	\$425K
	45 Barrymore Rd	Detached	3	2	6	\$590K	\$678K
	99 Marcos Blvd	Detached	3	2	7	\$600K	\$705K
	1608, 60 Brian Harrison Way	Condo	1	1	31	\$275K	\$267K
	2905, 70 Town Centre Ct	Condo	1	1	212	\$270K	\$266K

Data

Month, Day, Year of Sold Date	Address1	Property Type	Bedrooms	Washrooms	Days on the Market	List Price	Sold Price
24 August, 2016	1101, 61 Town Centre Crt	Condo	1	1	16	\$270K	\$268K
	2403, 50 Town Centre Crt	Condo	1	1	21	\$295K	\$286K
25 August, 2016	2801, 190 Borough Dr	Condo	1	1	31	\$299K	\$290K
26 August, 2016	10 Carslake Cres	Detached	3	2	10	\$799K	\$790K
	1804, 70 Town Centre Crt	Condo	2	2	29	\$358K	\$345K
28 August, 2016	41 Gage Ave E	Detached	3	2	9	\$770K	\$756K
	902, 61 Town Centre Crt	Condo	1	1	23	\$265K	\$260K
	3410, 50 Town Centre Crt	Condo	2	2	19	\$398K	\$388K
29 August, 2016	11 Arnott St	Detached	3	2	5	\$600K	\$675K
	2101, 115 Omni Dr	Condo	3	2	48	\$400K	\$390K
30 August, 2016	1508, 25 Town Centre Crt	Condo	2	2	17	\$440K	\$435K
	1910, 50 Brian Harrison Way	Condo	1	1	26	\$274K	\$270K
	3005, 60 Brian Harrison Way	Condo	1	1	12	\$280K	\$276K
	3302, 50 Brian Harrison Way	Condo	3	2	37	\$399K	\$392K
	3502, 190 Borough Dr	Condo	2	2	58	\$468K	\$480K
31 August, 2016	1207, 60 Town Centre Crt	Condo	2	2	17	\$360K	\$360K
	3409, 50 Town Centre Crt	Condo	1	1	13	\$295K	\$292K
	Ph 32, 125 Omni Dr	Condo	2	2	19	\$339K	\$335K
1 September, 2016	3511, 83 Borough Dr	Condo	3	2	2	\$489K	\$475K
2 September, 2016	20 Penzance Dr	Detached	5	2	18	\$769K	\$760K
	25, 117 Omni Dr	Townhouse	2	2	11	\$386K	\$380K
	3202, 83 Borough Dr	Condo	1	1	16	\$310K	\$303K
3 September, 2016	188 Borough Dr	Townhouse	2	2	33	\$472K	\$484K
6 September, 2016	2002, 190 Borough Dr	Condo	2	2	3	\$438K	\$435K
	2502, 83 Borough Dr	Condo	1	1	12	\$308K	\$300K
8 September, 2016	5 Larkhall Ave	Detached	3	1	15	\$699K	\$661K
	3206, 70 Town Centre Crt	Condo	1	1	42	\$253K	\$245K
9 September, 2016	12 Anticosti Dr	Detached	3	4	11	\$679K	\$822K

Data

Month, Day, Year of Sold Date	Address1	Property Type	Bedrooms	Washrooms	Days on the Market	List Price	Sold Price
9 September, 2016	39 Lyon Heights Rd	Detached	3	2	31	\$800K	\$798K
	2802, 60 Town Centre Crt	Condo	2	1	37	\$299K	\$295K
12 September, 2016	17 Corner Lane	Townhouse	3	2	8	\$449K	\$543K
	605, 50 Brian Harrison Way	Condo	1	1	18	\$275K	\$272K
	1804, 60 Brian Harrison Way	Condo	2	2	39	\$358K	\$345K
	3602, 60 Brian Harrison Way	Condo	1	1	25	\$290K	\$288K
13 September, 2016	404, 70 Towncentre Crt	Condo	1	1	0	\$270K	\$268K
	2207, 60 Town Centre Crt	Condo	2	2	0	\$369K	\$365K
	2301, 50 Brian Harrison Way	Condo	1	2	63	\$288K	\$288K
14 September, 2016	14 Arnprior Rd	Detached	3	2	12	\$729K	\$680K
	20 Flintwick Dr	Detached	3	2	5	\$600K	\$713K
	2804, 60 Brian Harrison Way	Condo	2	2	8	\$350K	\$341K
	3005, 50 Brian Harrison Way	Condo	1	1	51	\$280K	\$271K
	Ph 38, 125 Omni Dr	Condo	1	1	8	\$270K	\$260K
15 September, 2016	411, 70 Town Centre Crt	Condo	1	1	7	\$249K	\$240K
	501, 50 Brian Harrison Way	Condo	1	2	54	\$293K	\$288K
	1401, 60 Town Centre Crt	Condo	1	1	1	\$246K	\$242K
16 September, 2016	41 Medway Cres	Semi-Detached	3	2	8	\$500K	\$525K
	502, 60 Brian Harrison Way	Condo	3	2	100	\$399K	\$385K
	503, 50 Brian Harrison Way	Condo	1	1	29	\$259K	\$253K
	807, 83 Borough Dr	Condo	1	1	13	\$275K	\$271K
	1006, 70 Town Centre Crt	Condo	1	1	30	\$245K	\$240K
	2803, 25 Town Centre Crt	Condo	1	1	32	\$289K	\$283K
18 September, 2016	72 Seminole Ave	Detached	3	2	4	\$700K	\$674K
19 September, 2016	50 Archiblad Mews	Townhouse	3	3	0	\$675K	\$675K
	1102 Midland Ave	Detached	3	3	7	\$659K	\$726K
	1204, 60 Brian Harrison Way	Condo	2	2	5	\$350K	\$343K
	2104, 50 Town Centre Crt	Condo	1	1	43	\$280K	\$275K

Data

Month, Day, Year of Sold Date	Address1	Property Type	Bedrooms	Washrooms	Days on the Market	List Price	Sold Price
20 September, 2016	15 Sancrest Dr	Detached	3	3	22	\$699K	\$745K
	2103, 60 Brian Harrison Way	Condo	1	1	29	\$277K	\$270K
21 September, 2016	43 Sancrest Dr	Detached	3	3	9	\$699K	\$801K
	3011, 190 Borough Dr	Condo	1	1	13	\$300K	\$297K
22 September, 2016	23 Durrington Cres	Detached	3	2	7	\$690K	\$700K
	501, 50 Town Centre Crt	Condo	1	1	37	\$290K	\$285K
	1203, 60 Town Centre Crt	Condo	1	1	30	\$290K	\$288K
23 September, 2016	828, 125 Omni Dr	Condo	1	1	21	\$220K	\$218K
	1710, 50 Brian Harrison Way	Condo	1	1	13	\$279K	\$275K
24 September, 2016	1801, 60 Town Centre Crt	Condo	1	1	1	\$259K	\$258K
25 September, 2016	1732A, 125 Omni Dr	Condo	1	1	10	\$250K	\$222K
26 September, 2016	2601, 60 Brian Harrison Way	Condo	1	2	24	\$290K	\$290K
	2804, 50 Town Centre Crt	Condo	1	1	15	\$285K	\$278K
27 September, 2016	361, 123 Omni Dr	Condo	2	2	63	\$259K	\$258K
28 September, 2016	2507, 60 Town Centre Crt	Condo	2	2	4	\$385K	\$384K
	3808, 50 Brian Harrison Way	Condo	1	1	21	\$330K	\$328K
29 September, 2016	103 Perivale Cres	Detached	3	3	7	\$699K	\$860K
	835, 125 Omni Dr	Condo	3	2	1	\$399K	\$405K
30 September, 2016	93 Perivale Cres	Detached	3	3	22	\$850K	\$800K
3 October, 2016	12 Dorcot Ave	Detached	3	2	4	\$648K	\$711K
	2105, 61 Town Centre Crt	Condo	1	1	7	\$266K	\$290K
	3109, 190 Borough Dr	Condo	1	1	26	\$316K	\$315K
4 October, 2016	53 Kencliff Cres	Detached	3	2	8	\$700K	\$710K
	2902, 60 Brian Harrison Way	Condo	3	2	12	\$430K	\$418K
5 October, 2016	8 Tordale Cres	Detached	4	4	29	\$799K	\$775K
	94 Romulus Dr	Detached	3	3	7	\$649K	\$740K
	1613, 83 Borough Dr	Condo	2	2	16	\$435K	\$440K
6 October, 2016	7 Arnott St	Detached	3	2	9	\$769K	\$785K

Data

Month, Day, Year of Sold Date	Address1	Property Type	Bedrooms	Washrooms	Days on the Market	List Price	Sold Price
6 October, 2016	1502, 25 Town Centre Crt	Condo	2	2	1	\$450K	\$450K
	1804, 60 Town Centre Crt	Condo	2	2	1	\$330K	\$340K
	2006, 60 Town Centre Crt	Condo	1	1	28	\$276K	\$269K
	Lph01, 60 Town Centre Crt	Condo	2	2	24	\$420K	\$412K
	Ph3802, 60 Brian Harrison Way	Condo	1	1	8	\$250K	\$283K
8 October, 2016	Ph69, 123 Omni Dr	Condo	2	2	25	\$310K	\$300K
10 October, 2016	6 Stokewell Pl	Detached	3	2	18	\$699K	\$735K
11 October, 2016	27 Canzone Dr	Detached	3	2	7	\$700K	\$781K
	127 Dorcot Ave	Detached	3	2	10	\$650K	\$720K
	1230, 125 Omni Dr	Condo	2	2	25	\$379K	\$370K
12 October, 2016	801, 115 Omni Dr	Condo	3	2	21	\$369K	\$365K
	1101, 60 Brian Harrison Way	Condo	1	2	26	\$285K	\$280K
	2704, 83 Borough Dr	Condo	1	1	21	\$285K	\$276K
13 October, 2016	2902, 83 Borough Dr	Condo	1	1	2	\$319K	\$314K
14 October, 2016	55 Munson Cres	Detached	3	2	51	\$670K	\$665K
	Ph5, 61 Town Centre Crt	Condo	4	3	23	\$579K	\$500K
16 October, 2016	53 Seminole Ave	Detached	3	2	5	\$649K	\$706K
	#801, 88 Corporate Dr	Condo	1	1	15	\$269K	\$270K
17 October, 2016	1284 Midland Ave	Detached	4	2	6	\$738K	\$777K
	1464 Danforth Rd	Detached	3	1	7	\$500K	\$602K
	1805, 50 Brian Harrison Way	Condo	1	1	17	\$279K	\$273K
	2810, 60 Brian Harrison Way	Condo	1	1	17	\$288K	\$281K
18 October, 2016	88 Marcos Blvd	Detached	3	2	36	\$725K	\$725K
	96 Rushley Dr	Semi-Detached	3	2	28	\$550K	\$570K
	701, 70 Town Centre Crt	Condo	1	1	98	\$279K	\$273K
	2135, 125 Omni Dr	Condo	3	2	85	\$400K	\$390K
19 October, 2016	730, 125 Omni Dr	Condo	2	2	18	\$359K	\$359K
	1537, 125 Omni Dr	Condo	2	2	28	\$316K	\$311K

Data

Month, Day, Year of Sold Date	Address1	Property Type	Bedrooms	Washrooms	Days on the Market	List Price	Sold Price
19 October, 2016	2008, 70 Town Centre Crt	Condo	1	1	26	\$285K	\$273K
20 October, 2016	124 Haileybury Dr	Detached	3	3	8	\$629K	\$661K
	589 Brimley Rd	Detached	3	3	7	\$700K	\$785K
	Ph07, 50 Town Centre Crt	Condo	2	2	1	\$489K	\$480K
22 October, 2016	45 Miramar Cres	Detached	2	2	11	\$549K	\$570K
24 October, 2016	568, 123 Omni Dr	Condo	2	2	22	\$259K	\$258K
	1406, 60 Town Centre Crt	Condo	1	1	38	\$288K	\$279K
25 October, 2016	31 Miramar Cres	Detached	3	2	14	\$630K	\$599K
26 October, 2016	34 Belyea Cres	Detached	3	2	7	\$600K	\$682K
	2205, 60 Brian Harrison Way	Condo	1	1	25	\$280K	\$270K
	2607, 25 Town Centre Crt	Condo	1	1	2	\$296K	\$288K
27 October, 2016	762A Brimley Rd	Detached	4	3	22	\$899K	\$870K
	1201, 50 Town Centre Crt Crt	Condo	1	1	16	\$308K	\$295K
28 October, 2016	34 Furlong Crt	Detached	3	3	8	\$599K	\$670K
	1630, 125 Omni Dr	Condo	2	2	45	\$390K	\$380K
31 October, 2016	606, 115 Omni Dr	Condo	3	2	88	\$382K	\$375K
	810, 70 Town Centre Crt	Condo	1	1	28	\$243K	\$240K
1 November, 2016	2001, 50 Town Centre Crt	Condo	1	1	50	\$307K	\$298K
	3005, 25 Town Centre Crt	Condo	2	2	1	\$444K	\$440K
	Ph31, 125 Omni Dr	Condo	3	2	53	\$529K	\$535K
3 November, 2016	37 Stephenfrank Rd	Detached	3	3	12	\$830K	\$817K
	1210, 190 Borough Dr	Condo	2	2	0	\$445K	\$455K
4 November, 2016	3 Bendale Blvd	Detached	4	3	4	\$849K	\$930K
	26 Birkdale Rd	Semi-Detached	3	2	3	\$540K	\$545K
	315, 60 Town Centre Crt	Condo	1	1	28	\$268K	\$260K
	603, 190 Borough Dr	Condo	1	1	24	\$318K	\$303K
7 November, 2016	706 Brimley Rd	Detached	3	2	19	\$670K	\$669K
	964 Mccowan Rd	Detached	3	1	4	\$575K	\$620K

Data

Month, Day, Year of Sold Date	Address1	Property Type	Bedrooms	Washrooms	Days on the Market	List Price	Sold Price
8 November, 2016	15 Manorwood Rd	Detached	3	1	12	\$599K	\$705K
9 November, 2016	63 Romulus Dr	Detached	3	1	6	\$650K	\$675K
	2811, 25 Town Centre Crt	Condo	1	1	8	\$285K	\$286K
10 November, 2016	2806, 60 Town Centre Crt	Condo	1	1	22	\$295K	\$298K
11 November, 2016	2213, 83 Borough Dr	Condo	2	2	16	\$460K	\$460K
12 November, 2016	808, 60 Brian Harrison Way	Condo	1	1	12	\$278K	\$275K
13 November, 2016	9 Bendale Blvd	Detached	3	3	6	\$849K	\$890K
14 November, 2016	30 Shediack Rd	Detached	3	2	1	\$695K	\$678K
15 November, 2016	73 Kilgreggan Cres	Detached	3	2	17	\$700K	\$765K
	95 Perivale Cres	Detached	4	3	12	\$800K	\$800K
	2802, 25 Town Centre Crt	Condo	2	2	1	\$458K	\$456K
16 November, 2016	809, 60 Town Centre Crt	Condo	1	1	8	\$286K	\$284K
	1004, 60 Brian Harrison Way	Condo	2	2	46	\$350K	\$343K
17 November, 2016	43 Rushley Dr	Detached	3	1	7	\$649K	\$620K
	101 Tansley Ave	Detached	3	2	15	\$700K	\$690K
	3206, 50 Town Centre Crt	Condo	1	1	3	\$259K	\$249K
18 November, 2016	1132 Brimley Rd	Detached	3	3	44	\$730K	\$815K
	1707, 70 Town Centre Crt	Condo	2	2	3	\$339K	\$339K
20 November, 2016	42 Hathway Dr	Detached	3	1	18	\$749K	\$735K
21 November, 2016	12 Wincrest Dr	Detached	3	2	6	\$700K	\$736K
	709, 115 Omni Dr	Condo	2	2	19	\$339K	\$342K
	861, 123 Omni Dr	Condo	2	2	7	\$260K	\$260K
22 November, 2016	1162 Brimley Rd	Detached	3	1	7	\$599K	\$690K
25 November, 2016	27, 117 Omni Dr	Townhouse	3	2	14	\$415K	\$445K
26 November, 2016	1809, 50 Brian Harrison Way	Condo	2	2	2	\$369K	\$378K
27 November, 2016	86 Birkdale Rd	Semi-Detached	3	3	33	\$639K	\$619K
	3005, 83 Borough Dr	Condo	2	2	11	\$389K	\$422K
29 November, 2016	1903, 60 Town Centre Crt	Condo	1	1	15	\$290K	\$295K

Data

Month, Day, Year of Sold Date	Address1	Property Type	Bedrooms	Washrooms	Days on the Market	List Price	Sold Price
30 November, 2016	33 Cora Cres	Detached	3	1	7	\$660K	\$803K
1 December, 2016	1403, 61 Town Centre Crt	Condo	2	2	14	\$360K	\$360K
	2811, 50 Town Centre Crt	Condo	1	1	1	\$309K	\$312K
2 December, 2016	2507, 50 Town Centre Crt	Condo	0	1	36	\$209K	\$189K
3 December, 2016	2804, 60 Town Centre Crt	Condo	2	2	17	\$342K	\$340K
4 December, 2016	10 Jackmuir Cres	Detached	3	2	10	\$730K	\$730K
	2304, 70 Town Centre Crt	Condo	2	2	3	\$359K	\$409K
	2501, 50 Town Centre Crt	Condo	1	1	3	\$305K	\$325K
5 December, 2016	19 Tordale Cres	Detached	3	2	0	\$830K	\$825K
	2009, 190 Borough Dr	Condo	1	1	14	\$320K	\$312K
7 December, 2016	4 Aveline Cres	Detached	3	2	2	\$700K	\$692K
	1485 Danforth Rd	Detached	3	2	8	\$549K	\$651K
10 December, 2016	11 Doerr Rd	Detached	3	2	8	\$630K	\$792K
12 December, 2016	714, 60 Town Centre Crt	Condo	2	1	42	\$364K	\$364K
14 December, 2016	42 Bonnechere Cres	Detached	3	2	3	\$700K	\$700K
	100 Romulus Dr	Detached	3	2	22	\$740K	\$730K
15 December, 2016	9 Penetang Cres	Detached	3	2	13	\$690K	\$775K
17 December, 2016	2803, 60 Town Centre Crt	Condo	1	1	12	\$308K	\$313K
20 December, 2016	29 Bromton Dr	Detached	3	3	14	\$899K	\$877K
	34 Deerfield Rd	Detached	4	4	7	\$835K	\$828K
	1109, 83 Borough Dr	Condo	1	1	0	\$318K	\$315K
22 December, 2016	1001, 83 Borough Dr	Condo	1	1	21	\$280K	\$265K
23 December, 2016	88 Marcos Blvd	Detached	3	2	11	\$699K	\$705K
30 December, 2016	339, 125 Omni Dr	Condo	1	1	36	\$210K	\$199K
	2406, 60 Brian Harrison Way	Condo	1	1	23	\$270K	\$268K
2 January, 2017	1165, 123 Omni Dr	Condo	1	1	10	\$220K	\$243K
3 January, 2017	65 Gage Ave	Detached	3	2	35	\$749K	\$754K
	703, 50 Town Centre Crt	Condo	1	1	10	\$291K	\$291K

Data

Month, Day, Year of Sold Date	Address1	Property Type	Bedrooms	Washrooms	Days on the Market	List Price	Sold Price
5 January, 2017	3205, 50 Brian Harrison Way	Condo	1	1	2	\$279K	\$290K
6 January, 2017	1829, 125 Omni Dr	Condo	2	2	4	\$310K	\$313K
9 January, 2017	6 Furlong Crt	Detached	3	2	35	\$750K	\$725K
10 January, 2017	814, 70 Town Centre Crt	Condo	1	1	21	\$305K	\$312K
12 January, 2017	23, 117 Omni Dr	Townhouse	3	3	2	\$399K	\$475K
	1605, 83 Borough Dr	Condo	2	2	24	\$455K	\$447K
	2909, 190 Borough Dr	Condo	1	1	9	\$325K	\$330K
15 January, 2017	1 Highbrook Dr	Detached	3	1	5	\$650K	\$770K
	14 Elmdon Crt	Detached	3	2	53	\$810K	\$790K
	2705, 115 Omni Dr	Condo	2	2	3	\$319K	\$340K
18 January, 2017	57 Amberdale Dr	Detached	3	1	7	\$700K	\$745K
19 January, 2017	660, 123 Omni Dr	Condo	1	1	10	\$215K	\$226K
	2312, 83 Borough Dr	Condo	2	2	66	\$445K	\$425K
	2701, 60 Town Centre Crt	Condo	1	1	6	\$280K	\$292K
20 January, 2017	1401, 60 Brian Harrison Way	Condo	1	2	1	\$299K	\$300K
21 January, 2017	25 Tansley Ave	Detached	2	1	5	\$599K	\$630K
23 January, 2017	2006, 50 Brian Harrison Way	Condo	1	1	22	\$250K	\$250K
	2308, 60 Town Centre Crt	Condo	1	1	5	\$300K	\$343K
	Ph3405*, 50 Brian Harrison Way	Condo	1	1	20	\$283K	\$284K
24 January, 2017	315, 70 Town Centre Crt	Condo	0	1	102	\$200K	\$188K
	2302, 83 Borough Dr	Condo	1	1	11	\$318K	\$320K
26 January, 2017	69 Hollyhedge Dr	Detached	3	2	14	\$699K	\$795K
30 January, 2017	21 Town Centre Crt	Townhouse	2	2	23	\$449K	\$444K
31 January, 2017	323, 25 Town Centre Crt	Condo	1	1	11	\$315K	\$313K
	2305, 70 Town Centre Crct	Condo	1	1	18	\$305K	\$307K
1 February, 2017	906, 115 Omni Dr	Condo	3	2	62	\$389K	\$385K
	Lph3, 60 Town Centre Crt	Condo	2	1	13	\$420K	\$402K
2 February, 2017	2102, 60 Town Centre Crt	Condo	2	1	6	\$349K	\$340K

Data

Month, Day, Year of Sold Date	Address1	Property Type	Bedrooms	Washrooms	Days on the Market	List Price	Sold Price
3 February, 2017	304, 50 Town Centre Crt	Condo	1	1	10	\$329K	\$326K
4 February, 2017	602, 60 Brian Harrison Way	Condo	3	2	3	\$449K	\$447K
	1407, 70 Town Centre Crt	Condo	2	2	5	\$380K	\$400K
7 February, 2017	18 Dignam Crt N	Detached	3	2	1	\$728K	\$710K
	54 Barrymore Rd	Detached	3	2	4	\$700K	\$772K
9 February, 2017	93 Perivale Cres	Detached	3	3	8	\$979K	\$1,002K
	1238, 125 Omni Dr	Condo	1	1	1	\$290K	\$288K
10 February, 2017	24 Tansley Ave	Detached	3	2	24	\$900K	\$890K
12 February, 2017	32 Gully Dr	Detached	3	1	6	\$650K	\$835K
	407, 60 Town Centre Crt	Condo	1	1	2	\$299K	\$335K
13 February, 2017	88 Rushley Dr	Semi-Detached	3	2	0	\$440K	\$482K
	603, 50 Brian Harrison Way	Condo	1	1	0	\$290K	\$290K
	1808, 70 Town Centre Crt	Condo	1	1	11	\$349K	\$355K
14 February, 2017	23 Belyea Cres	Detached	3	2	6	\$649K	\$821K
	26 Rintella Crt	Detached	3	2	4	\$850K	\$920K
	132, 125 Omni Dr	Condo	1	1	1	\$239K	\$301K
	764, 123 Omni Dr	Condo	1	1	2	\$250K	\$290K
15 February, 2017	3 Applefield Dr	Detached	3	2	5	\$1,000K	\$998K
	7 Town Centre Crt	Townhouse	2	2	12	\$459K	\$470K
	1102, 70 Town Centre Crt	Condo	3	2	6	\$428K	\$501K
	1202, 115 Omni Dr	Condo	2	2	9	\$360K	\$408K
16 February, 2017	30 Dorcot Ave	Detached	3	2	6	\$625K	\$785K
	1491 Danforth Rd	Detached	3	2	4	\$650K	\$770K
	2008, 50 Brian Harrison Way	Condo	1	1	1	\$290K	\$312K
	2303, 190 Borough Dr	Condo	1	1	1	\$325K	\$343K
17 February, 2017	38 Mackinac Cres	Detached	3	1	13	\$699K	\$803K
	138 St Andrews Rd	Detached	4	4	3	\$999K	\$1,550K
	802, 83 Borough Dr	Condo	1	1	1	\$328K	\$340K

Data

Month, Day, Year of Sold Date	Address1	Property Type	Bedrooms	Washrooms	Days on the Market	List Price	Sold Price
21 February, 2017	42 Haileybury Dr	Detached	3	2	6	\$689K	\$871K
	80 Tansley Ave	Detached	3	2	8	\$730K	\$830K
	1815, 83 Borough Dr	Condo	2	2	4	\$400K	\$509K
22 February, 2017	607, 50 Town Centre Crt	Condo	0	1	16	\$185K	\$199K
	2611, 25 Town Centre Crt	Condo	1	1	2	\$357K	\$369K
23 February, 2017	3203, 83 Borough Dr	Condo	1	1	1	\$339K	\$362K
24 February, 2017	37 Bernadine St	Detached	3	2	9	\$890K	\$1,020K
	40 Roseglor Cres	Detached	4	3	2	\$798K	\$905K
	106A, 83 Borough Dr	Townhouse	2	1	20	\$399K	\$446K
25 February, 2017	8 Applefield Dr	Detached	3	2	5	\$700K	\$1,090K
	17 Applefield Dr	Detached	3	3	1	\$800K	\$801K
	77 Seminole Ave	Detached	3	2	2	\$689K	\$782K
	1011, 25 Town Centre Crt	Condo	1	1	15	\$270K	\$290K
	2805, 25 Town Centre Crt	Condo	2	2	3	\$420K	\$530K
26 February, 2017	2809, 25 Town Centre Crt	Condo	1	1	1	\$340K	\$371K
27 February, 2017	1908, 60 Brian Harrison Way	Condo	1	1	3	\$299K	\$315K
28 February, 2017	71 Meldazy Dr	Detached	3	2	8	\$699K	\$950K
1 March, 2017	37 Neapolitan Dr	Detached	3	2	7	\$720K	\$1,073K
	2208, 50 Town Centre Crt	Condo	1	1	1	\$309K	\$330K
	2807, 60 Town Centre Crt	Condo	2	2	6	\$400K	\$482K
2 March, 2017	118 Haileybury Dr	Detached	3	3	7	\$700K	\$890K
	2402, 60 Brian Harrison Way	Condo	3	2	2	\$449K	\$501K
	3907, 50 Town Centre Crt	Condo	0	1	0	\$220K	\$239K
3 March, 2017	21 Ada Cres	Detached	3	2	2	\$699K	\$1,040K
	1404, 50 Brian Harrison Way	Condo	2	2	9	\$388K	\$420K
5 March, 2017	17 Belyea Cres	Detached	3	2	6	\$789K	\$910K
	711, 190 Borough Dr	Condo	1	1	16	\$300K	\$310K
6 March, 2017	18 Seminole Ave	Detached	2	2	7	\$649K	\$698K

Data

Month, Day, Year of Sold Date	Address1	Property Type	Bedrooms	Washrooms	Days on the Market	List Price	Sold Price
6 March, 2017	20 Stokewell Pl	Detached	3	2	5	\$635K	\$975K
7 March, 2017	70 Cicerella Cres	Detached	3	3	12	\$799K	\$999K
	3502, 83 Borough Dr	Condo	1	1	5	\$349K	\$415K
8 March, 2017	3107, 60 Brian Harrison Way	Condo	2	2	1	\$365K	\$446K
10 March, 2017	307, 190 Borough Dr	Condo	1	1	1	\$349K	\$361K
13 March, 2017	18 Saratoga Dr	Detached	3	2	0	\$900K	\$1,030K
	G69, 123 Omni Dr	Condo	2	2	4	\$300K	\$380K
14 March, 2017	3 Roseglor Cres	Detached	3	3	7	\$800K	\$1,040K
	30 Gully Dr	Detached	3	1	3	\$669K	\$871K
	53 Marcos Blvd	Detached	3	2	4	\$849K	\$1,052K
15 March, 2017	16 Elmdon Crt	Detached	3	2	6	\$700K	\$905K
	102A, 61 Town Centre Crt	Condo	2	2	6	\$428K	\$463K
	405, 60 Town Centre Crt	Condo	1	1	6	\$280K	\$350K
16 March, 2017	1402, 61 Town Centre Crt	Condo	4	2	9	\$550K	\$545K
	2610, 60 Town Centre Crt	Condo	1	1	2	\$289K	\$321K
17 March, 2017	79 Birkdale Rd	Semi-Detached	3	2	0	\$600K	\$668K
	1809, 83 Borough Dr	Condo	1	1	1	\$359K	\$417K
	3306, 50 Brian Harrison Way	Condo	1	1	2	\$270K	\$320K
18 March, 2017	2402, 70 Town Centre Crt	Condo	3	2	7	\$501K	\$556K
	3203, 50 Brian Harrison Way	Condo	1	1	4	\$329K	\$329K
20 March, 2017	6 Tiller Lane	Townhouse	3	3	3	\$750K	\$730K
	38 Kootenay Cres	Detached	3	1	5	\$625K	\$780K
	2801, 50 Town Centre Crt	Condo	1	1	16	\$310K	\$396K
21 March, 2017	172, 121 Omni Dr	Townhouse	3	3	6	\$400K	\$458K
	1808, 70 Town Centre Crt	Condo	1	1	2	\$395K	\$395K
22 March, 2017	6 Seminole Ave	Detached	2	2	8	\$648K	\$725K
	24 Meldazy Dr	Detached	3	2	7	\$800K	\$1,041K
23 March, 2017	178 Birkdale Rd	Detached	3	3	9	\$749K	\$838K

Data

Month, Day, Year of Sold Date	Address1	Property Type	Bedrooms	Washrooms	Days on the Market	List Price	Sold Price
23 March, 2017	901, 25 Town Centre Crt	Condo	1	1	9	\$305K	\$305K
25 March, 2017	2805, 115 Omni Dr	Condo	2	2	1	\$430K	\$460K
	3207, 70 Town Centre Crt	Condo	2	2	3	\$400K	\$451K
26 March, 2017	3602, 50 Town Centre Crt	Condo	2	2	2	\$439K	\$560K
27 March, 2017	20 Bonnechere Cres	Detached	4	5	2	\$850K	\$1,130K
	90 Perivale Cres	Detached	4	3	13	\$1,000K	\$951K
	711, 50 Town Centre Crt	Condo	2	1	6	\$399K	\$438K
28 March, 2017	18 Earlthorpe Cres	Semi-Detached	3	2	7	\$599K	\$865K
	43 Brookridge Dr	Detached	2	3	7	\$799K	\$848K
29 March, 2017	20 Cora Cres	Detached	3	2	8	\$700K	\$1,031K
	306, 50 Brian Harrison Way	Condo	1	1	1	\$275K	\$340K
	697 Brimley Rd	Detached	2	2	9	\$675K	\$726K
30 March, 2017	1441 Danforth Rd	Detached	3	2	8	\$650K	\$805K
31 March, 2017	134 Haileybury Dr	Detached	3	2	11	\$799K	\$780K
1 April, 2017	516, 70 Town Centre Crt	Condo	1	1	12	\$299K	\$314K
	1109, 60 Brian Harrison Way	Condo	2	2	1	\$469K	\$510K
2 April, 2017	55 Deerfield Rd	Detached	3	2	5	\$699K	\$825K
	513, 70 Town Centre Crt	Condo	1	1	9	\$367K	\$359K
	1002, 70 Town Centre Crt	Condo	3	2	6	\$469K	\$515K
	2308, 70 Town Centre Crt	Condo	1	1	2	\$369K	\$416K
3 April, 2017	12 Rossander Crt	Detached	4	5	7	\$849K	\$1,045K
	15 Valparaiso Ave	Detached	3	2	3	\$849K	\$1,025K
	108 Seminole Ave	Detached	2	2	5	\$749K	\$825K
	622 Mccowan Rd	Detached	3	2	7	\$649K	\$901K
	1501, 190 Borough Dr	Condo	1	1	9	\$329K	\$337K
	2506, 83 Borough Dr	Condo	2	1	3	\$470K	\$486K
4 April, 2017	30 Kootenay Cres	Detached	3	2	7	\$679K	\$857K
	2804, 50 Town Centre Crt	Condo	1	1	10	\$310K	\$410K

Data

Month, Day, Year of Sold Date	Address1	Property Type	Bedrooms	Washrooms	Days on the Market	List Price	Sold Price
5 April, 2017	30 Hurley Cres	Detached	3	2	1	\$699K	\$745K
	2702, 60 Brian Harrison Way	Condo	3	2	13	\$479K	\$565K
6 April, 2017	77 Tansley Ave	Detached	4	2	7	\$700K	\$889K
	88 Applefield Dr	Detached	2	2	7	\$890K	\$1,070K
7 April, 2017	3 Corner Lane	Townhouse	3	2	5	\$559K	\$655K
	705, 61 Town Centre Crt	Condo	1	1	10	\$299K	\$395K
8 April, 2017	27 Tansley Ave	Detached	3	2	10	\$700K	\$800K
	1801, 115 Omni Dr	Condo	3	2	3	\$415K	\$521K
	2110, 25 Town Centre Crt	Condo	2	2	7	\$449K	\$510K
9 April, 2017	37 Medina Cres	Detached	3	3	3	\$690K	\$893K
	1701, 25 Town Centre Crt	Condo	1	1	4	\$310K	\$328K
	2330, 125 Omni Dr	Condo	2	2	9	\$438K	\$568K
	#2031, 125 Omni Dr	Condo	2	2	5	\$398K	\$410K
10 April, 2017	45 Deerfield Rd	Detached	3	2	6	\$699K	\$830K
	78 Dorcot Ave	Semi-Detached	3	2	5	\$579K	\$650K
	530, 125 Omni Dr	Condo	2	2	7	\$400K	\$440K
11 April, 2017	8 Fraserton Cres	Detached	3	4	11	\$950K	\$910K
	11 Cicerella Cres	Detached	3	2	4	\$790K	\$965K
	1705, 190 Borough Dr	Condo	2	2	6	\$428K	\$660K
12 April, 2017	1102, 25 Town Centre Crt	Condo	2	2	13	\$469K	\$533K
	1207, 83 Borough Dr	Condo	1	1	6	\$368K	\$368K
13 April, 2017	126 Applefield Dr	Detached	3	1	1	\$850K	\$890K
15 April, 2017	1711, 50 Town Centre Crt	Condo	1	1	3	\$349K	\$464K
16 April, 2017	12 Abbottswood Rd	Detached	3	2	3	\$829K	\$830K
	2601, 83 Borough Dr	Condo	1	1	12	\$280K	\$397K
17 April, 2017	20 Dogwood Cres	Semi-Detached	3	2	4	\$525K	\$590K
	26 Haileybury Dr	Detached	3	1	6	\$699K	\$826K
	125 Marcos Blvd	Detached	3	2	11	\$800K	\$925K

Data

Month, Day, Year of Sold Date	Address1	Property Type	Bedrooms	Washrooms	Days on the Market	List Price	Sold Price
17 April, 2017	1605, 25 Town Centre Crt	Condo	2	2	5	\$469K	\$628K
18 April, 2017	18 Waterfield Dr	Detached	3	2	5	\$890K	\$1,090K
	606, 25 Town Centre Crt	Condo	1	1	10	\$345K	\$355K
20 April, 2017	534, 125 Omni Dr	Condo	2	2	9	\$379K	\$441K
	802, 61 Town Centre Crt	Condo	1	1	8	\$250K	\$355K
	1015, 83 Borough Dr	Condo	2	2	16	\$489K	\$502K
21 April, 2017	1801, 60 Town Centre Crt	Condo	1	1	4	\$310K	\$330K
	2802, 50 Town Centre Crt	Condo	2	2	6	\$469K	\$549K
22 April, 2017	3205, 60 Brian Harrison Way	Condo	1	1	2	\$319K	\$355K
24 April, 2017	9, 117 Omni Dr	Townhouse	3	2	23	\$480K	\$482K
	2304, 50 Brian Harrison Way	Condo	2	2	20	\$425K	\$451K
	2809, 190 Borough Dr	Condo	1	1	6	\$368K	\$418K
25 April, 2017	27 Manorwood Rd	Detached	3	2	19	\$800K	\$841K
	1535, 125 Omni Dr	Condo	3	2	10	\$449K	\$535K
	2102, 25 Town Centre Crt	Condo	2	2	5	\$458K	\$533K
26 April, 2017	18 Elmdon Crt	Detached	3	2	7	\$650K	\$751K
	27 Canadine Rd	Semi-Detached	3	2	7	\$575K	\$690K
	80 Seminole Ave	Detached	3	3	7	\$724K	\$830K
	812, 70 Town Centre Crt	Condo	2	2	6	\$399K	\$455K
27 April, 2017	3310, 25 Town Centre Crt	Condo	2	2	9	\$468K	\$532K
28 April, 2017	1610, 50 Town Centre Crt	Condo	2	2	6	\$439K	\$585K
30 April, 2017	1207, 115 Omni Dr	Condo	2	2	3	\$379K	\$410K
1 May, 2017	28 Stansbury Cres	Detached	3	2	5	\$849K	\$925K
	2009, 25 Town Centre Crt	Condo	1	1	13	\$370K	\$365K
3 May, 2017	1505, 50 Town Centre Crt	Condo	0	1	4	\$219K	\$224K
	1901, 25 Town Centre Crt	Condo	1	1	13	\$318K	\$314K
	2111, 50 Town Centre Crt	Condo	1	1	9	\$370K	\$388K
4 May, 2017	9 Birkdale Rd	Semi-Detached	3	2	7	\$590K	\$655K

Data

Month, Day, Year of Sold Date	Address1	Property Type	Bedrooms	Washrooms	Days on the Market	List Price	Sold Price
5 May, 2017	405, 50 Town Centre Crt	Condo	0	1	32	\$260K	\$255K
6 May, 2017	414, 60 Town Centre Crt	Condo	2	1	15	\$400K	\$400K
	509, 25 Town Centre Crt	Condo	1	1	5	\$350K	\$365K
8 May, 2017	1715, 83 Borough Dr	Condo	2	2	12	\$470K	\$510K
9 May, 2017	23 Rushley Dr	Semi-Detached	3	2	7	\$588K	\$708K
12 May, 2017	2711, 50 Town Centre Crt	Condo	1	1	3	\$390K	\$405K
15 May, 2017	18 Deerfield Rd	Detached	3	2	7	\$650K	\$760K
	24 Cartier Cres	Detached	5	3	9	\$989K	\$1,180K
	25 Arnott St	Detached	3	2	11	\$799K	\$851K
	2109, 190 Borough Dr	Condo	1	1	10	\$368K	\$400K
16 May, 2017	3 Dogwood Cres	Semi-Detached	3	1	8	\$550K	\$568K
	9 Tordale Cres	Detached	3	2	6	\$700K	\$750K
	1602, 115 Omni Dr	Condo	2	2	12	\$369K	\$411K
17 May, 2017	103 Birkdale Rd	Semi-Detached	3	1	14	\$700K	\$700K
	112 Citadel Dr	Detached	3	2	7	\$749K	\$766K
	805, 60 Brian Harrison Way	Condo	1	1	12	\$315K	\$345K
	2202, 50 Town Centre Crt	Condo	2	2	6	\$440K	\$555K
18 May, 2017	1078 Midland Ave	Detached	3	2	9	\$740K	\$730K
19 May, 2017	602, 25 Town Centre Crt	Condo	2	2	16	\$469K	\$526K
	1402, 83 Borough Dr	Condo	1	1	18	\$420K	\$410K
	3109, 50 Town Centre Crt	Condo	1	1	26	\$349K	\$332K
20 May, 2017	1508, 190 Borough Dr	Condo	2	2	3	\$500K	\$531K
21 May, 2017	63 Meldazy Dr	Detached	3	2	4	\$720K	\$750K
22 May, 2017	9 Marcos Blvd, Toronto	Detached	3	2	8	\$879K	\$860K
	28 Birkdale Rd	Semi-Detached	3	2	28	\$599K	\$591K
	2313, 83 Borough Dr	Condo	2	2	20	\$500K	\$520K
	2901, 83 Borough Dr	Condo	1	1	4	\$380K	\$368K
24 May, 2017	4 Waterfield Dr	Detached	3	1	13	\$890K	\$885K

Data

Month, Day, Year of Sold Date	Address1	Property Type	Bedrooms	Washrooms	Days on the Market	List Price	Sold Price
24 May, 2017	1810, 50 Town Centre Crt	Condo	2	2	7	\$500K	\$570K
	2002, 115 Omni Dr	Condo	2	2	23	\$390K	\$390K
	2102, 83 Borough Dr	Condo	1	1	0	\$410K	\$403K
25 May, 2017	553 Mccowan Rd	Detached	3	3	20	\$790K	\$758K
	3201, 50 Town Centre Crt	Condo	1	1	14	\$298K	\$390K
26 May, 2017	34 Brookridge Dr	Detached	3	2	13	\$695K	\$679K
	2211, 25 Town Centre Crt	Condo	1	1	8	\$336K	\$390K
29 May, 2017	1706, 83 Borough Dr	Condo	2	2	6	\$500K	\$510K
	2110, 61 Town Centre Crt	Condo	3	2	17	\$480K	\$474K
	3303, 190 Borough Dr	Condo	1	1	6	\$369K	\$433K
30 May, 2017	5 Arnprior Rd	Detached	3	2	13	\$799K	\$860K
	34 Cartier Cres	Detached	3	3	11	\$900K	\$980K
	188 Birkdale Rd	Detached	3	4	11	\$819K	\$959K
31 May, 2017	108A, 83 Borough Dr	Townhouse	2	1	9	\$458K	\$470K
	508, 190 Borough Dr	Condo	2	2	2	\$468K	\$525K
	1111, 83 Borough Dr	Condo	2	2	22	\$470K	\$471K
1 June, 2017	549 Mccowan Rd	Detached	3	2	4	\$730K	\$755K
	811, 60 Town Centre Crt	Condo	0	1	9	\$230K	\$245K
3 June, 2017	36 Bernadine St	Detached	3	2	23	\$879K	\$835K
	1705, 50 Town Centre Crt	Condo	0	1	2	\$239K	\$235K
4 June, 2017	2506, 60 Brian Harrison Way	Condo	1	1	3	\$320K	\$317K
5 June, 2017	4 Camarel Cres	Detached	3	2	35	\$799K	\$740K
6 June, 2017	19 Benary Cres	Detached	4	4	7	\$989K	\$1,325K
	708, 190 Borough Dr	Condo	2	2	12	\$535K	\$540K
	713, 70 Town Centre Crt	Condo	2	2	6	\$399K	\$433K
7 June, 2017	2202, 50 Brian Harrison Way	Condo	3	2	21	\$519K	\$510K
8 June, 2017	23 Birkdale Rd	Semi-Detached	3	2	10	\$669K	\$725K
	321, 25 Town Centre Crt	Condo	1	1	11	\$280K	\$280K

Data

Month, Day, Year of Sold Date	Address1	Property Type	Bedrooms	Washrooms	Days on the Market	List Price	Sold Price
9 June, 2017	36 Doerr Rd	Detached	3	3	5	\$869K	\$850K
	308, 190 Borough Dr	Condo	1	2	10	\$440K	\$485K
10 June, 2017	3208, 50 Town Centre Crt	Condo	1	1	18	\$379K	\$393K
11 June, 2017	1107, 50 Town Centre Crt	Condo	0	1	4	\$229K	\$235K
12 June, 2017	80 Romulus Dr	Detached	3	3	14	\$811K	\$760K
14 June, 2017	507, 50 Town Centre Crt	Condo	0	1	16	\$200K	\$235K
15 June, 2017	44 Roseglor Cres	Detached	4	2	18	\$680K	\$740K
	508, 50 Town Centre Crt	Condo	1	1	9	\$299K	\$375K
	701, 50 Brian Harrison Way	Condo	1	2	25	\$340K	\$370K
16 June, 2017	1802, 61 Town Centre Crt	Condo	3	2	53	\$539K	\$525K
17 June, 2017	14 Paloma Pl	Detached	3	2	2	\$599K	\$725K
	23 Durrington Cres	Detached	3	2	4	\$733K	\$699K
19 June, 2017	2003, 61 Town Centre Crt	Condo	2	2	5	\$439K	\$439K
21 June, 2017	3 Ben Stanton Blvd	Detached	3	2	2	\$650K	\$720K
	3305, 83 Borough Dr	Condo	2	2	7	\$480K	\$481K
22 June, 2017	908, 190 Borough Dr	Condo	2	2	24	\$525K	\$535K
	1504, 50 Town Centre Crt	Condo	1	1	16	\$318K	\$360K
24 June, 2017	94 Seminole Ave	Detached	3	2	18	\$750K	\$740K
25 June, 2017	688 Brimley Rd	Detached	3	2	6	\$680K	\$685K
	1608, 25 Town Centre Crt	Condo	2	2	11	\$499K	\$528K
26 June, 2017	75 Meldazy Dr	Detached	2	2	19	\$699K	\$650K
	2208, 60 Brian Harrison Way	Condo	1	1	4	\$339K	\$345K
28 June, 2017	23 Larkhall Ave	Detached	3	2	7	\$750K	\$718K
	27 Benfrisco Cres	Detached	3	2	4	\$700K	\$735K
29 June, 2017	88 Rushley Dr	Semi-Detached	3	3	21	\$700K	\$670K
	911, 25 Town Centre Crt	Condo	1	1	11	\$259K	\$312K
	2605, 50 Brian Harrison Way	Condo	1	1	7	\$315K	\$340K
30 June, 2017	73 Dogwood Cres	Semi-Detached	3	2	25	\$599K	\$560K

Data

Month, Day, Year of Sold Date	Address1	Property Type	Bedrooms	Washrooms	Days on the Market	List Price	Sold Price
2 July, 2017	74 Brimorton Dr	Detached	3	2	5	\$699K	\$700K
3 July, 2017	2407, 70 Town Centre Crt	Condo	2	2	38	\$449K	\$410K
4 July, 2017	16 Manorwood Rd	Detached	3	2	36	\$723K	\$698K
5 July, 2017	1305, 61 Town Centre Crt	Condo	1	1	29	\$399K	\$380K
	3708, 50 Town Centre Crt	Condo	1	1	12	\$299K	\$355K
6 July, 2017	42 Larkhall Ave	Detached	3	2	8	\$780K	\$758K
7 July, 2017	42 Birkdale Rd	Semi-Detached	3	2	15	\$700K	\$720K
	71 Rossander Crt	Detached	3	2	16	\$788K	\$725K
10 July, 2017	1502, 61 Town Centre Crt S	Condo	3	2	25	\$529K	\$535K
11 July, 2017	2204, 60 Brian Harrison Way	Condo	2	2	23	\$428K	\$419K
	Ph3601, 50 Brian Harrison Way	Condo	1	2	8	\$349K	\$400K
12 July, 2017	46 Larkhall Ave	Detached	3	2	27	\$800K	\$750K
	2403, 60 Brian Harrison Way	Condo	1	1	18	\$336K	\$335K
	2907, 190 Borough Dr	Condo	1	1	2	\$399K	\$398K
14 July, 2017	10, 119 Omni Dr	Townhouse	2	2	29	\$489K	\$430K
	1104, 50 Brian Harrison Way	Condo	2	2	28	\$425K	\$420K
	1806, 50 Town Centre Crt	Condo	1	1	18	\$335K	\$330K
	2111, 190 Borough Dr	Condo	1	1	31	\$360K	\$350K
17 July, 2017	707, 50 Brian Harrison Way	Condo	2	2	38	\$399K	\$396K
18 July, 2017	121 Seminole Ave	Detached	3	2	27	\$799K	\$725K
	1807, 60 Brian Harrison Way	Condo	2	2	22	\$449K	\$442K
19 July, 2017	809, 50 Brian Harrison Way	Condo	2	2	35	\$528K	\$508K
20 July, 2017	1803, 60 Brian Harrison Way	Condo	1	1	15	\$350K	\$340K
	1907, 61 Town Centre Crt	Condo	1	1	27	\$368K	\$355K
22 July, 2017	3007, 50 Brian Harrison Way	Condo	2	2	2	\$429K	\$429K
23 July, 2017	4 Shediac Rd	Detached	3	1	3	\$499K	\$470K
	11 Penzance Dr	Detached	3	2	11	\$700K	\$715K
24 July, 2017	60 Kootenay Cres	Detached	3	2	13	\$649K	\$665K

Data

Month, Day, Year of Sold Date	Address1	Property Type	Bedrooms	Washrooms	Days on the Market	List Price	Sold Price
25 July, 2017	100 Dorcot Ave	Semi-Detached	3	2	13	\$649K	\$640K
26 July, 2017	46 Deerfield Rd	Detached	3	1	20	\$600K	\$580K
	512, 70 Town Centre Crt	Condo	1	1	2	\$299K	\$299K
27 July, 2017	564 Brimley Rd	Detached	3	2	16	\$650K	\$630K
29 July, 2017	82 Kootenay Cres	Detached	3	2	8	\$679K	\$675K
30 July, 2017	604, 50 Town Centre Crt	Condo	1	1	75	\$369K	\$346K
31 July, 2017	9 Belyea Cres	Detached	3	1	7	\$600K	\$695K
	608, 50 Town Centre Crt	Condo	1	1	24	\$318K	\$370K
	3211, 50 Town Centre Crt	Condo	1	1	33	\$436K	\$400K
1 August, 2017	31 Canzone Dr	Detached	3	2	5	\$659K	\$650K
	1709, 50 Town Centre Crt	Condo	1	1	21	\$349K	\$349K
2 August, 2017	49 Lyon Heights Rd	Detached	4	2	42	\$899K	\$775K
3 August, 2017	2 Medway Cres	Semi-Detached	3	1	27	\$549K	\$545K
	2 Rosswood Cres	Detached	3	2	13	\$748K	\$743K
	6 Packard Blvd	Detached	3	2	16	\$749K	\$722K
	68 Barrymore Rd	Detached	4	2	9	\$680K	\$670K
	72 Barrymore Rd	Detached	3	2	15	\$600K	\$660K
	80 Romulus Dr	Detached	3	3	1	\$699K	\$725K
	Ph 3505, 70 Town Centre Crt	Condo	2	2	69	\$528K	\$508K
4 August, 2017	1170, 123 Omni Dr	Condo	2	2	4	\$325K	\$325K
5 August, 2017	2005, 190 Borough Dr	Condo	2	2	10	\$568K	\$548K
7 August, 2017	3201, 50 Brian Harrison Way	Condo	1	2	2	\$380K	\$380K
8 August, 2017	2903, 60 Brian Harrison Way	Condo	1	1	7	\$315K	\$338K
9 August, 2017	630 Brimley Rd	Detached	3	2	2	\$660K	\$697K
	915, 83 Borough Dr	Condo	2	2	33	\$549K	\$525K
10 August, 2017	2 Hathway Dr	Detached	3	2	85	\$650K	\$599K
12 August, 2017	Ph 3504, 70 Town Centre Crt	Condo	2	2	11	\$499K	\$495K
15 August, 2017	95 Barrymore Rd	Detached	2	2	33	\$700K	\$646K

Data

Month, Day, Year of Sold Date	Address1	Property Type	Bedrooms	Washrooms	Days on the Market	List Price	Sold Price
15 August, 2017	1909, 190 Borough Dr	Condo	1	1	4	\$400K	\$385K
16 August, 2017	17 Cora Cres	Detached	3	2	13	\$799K	\$775K
	38 Saratoga Dr	Detached	3	2	5	\$800K	\$765K
	1202, 70 Town Centre Crt	Condo	3	2	27	\$529K	\$491K
	2029, 125 Omni Dr	Condo	2	2	12	\$359K	\$345K
18 August, 2017	23 Meldazy Dr	Detached	3	2	85	\$730K	\$730K
	1507, 60 Brian Harrison Way	Condo	2	2	14	\$428K	\$417K
	2973 Lawrence Ave E	Semi-Detached	6	4	9	\$659K	\$640K
20 August, 2017	2008, 25 Town Centre Crt	Condo	2	2	2	\$550K	\$540K
	3310, 190 Borough Dr	Condo	2	2	16	\$565K	\$525K
21 August, 2017	18 Penzance Dr	Detached	3	1	7	\$649K	\$649K
	47 Deerfield Rd	Detached	3	1	6	\$620K	\$610K
23 August, 2017	19 Town Centre Crt	Townhouse	2	2	28	\$479K	\$475K
24 August, 2017	27 Gully Dr	Detached	3	2	16	\$699K	\$800K
25 August, 2017	100 Dorcot Ave	Semi-Detached	3	2	2	\$619K	\$614K
	614, 83 Borough Dr	Condo	2	2	17	\$489K	\$480K
	1502, 50 Brian Harrison Way	Condo	3	2	49	\$555K	\$530K
27 August, 2017	1809, 25 Town Centre Crt	Condo	2	1	9	\$408K	\$400K
	2404, 60 Brian Harrison Way	Condo	2	2	18	\$440K	\$435K
29 August, 2017	203, 83 Borough Dr	Condo	1	1	48	\$359K	\$370K
	501, 115 Omni Dr	Condo	3	2	19	\$400K	\$392K
30 August, 2017	905, 60 Brian Harrison Way	Condo	1	1	4	\$348K	\$345K
31 August, 2017	2901, 25 Town Centre Crt	Condo	1	1	1	\$348K	\$359K
2 September, 2017	98 Oakley Blvd	Detached	3	2	52	\$720K	\$700K
4 September, 2017	904, 61 Town Centre Crt	Condo	2	2	6	\$445K	\$450K
7 September, 2017	510, 61 Town Centre Crt	Condo	3	2	22	\$465K	\$458K
8 September, 2017	22 Shediach Rd	Detached	3	1	10	\$679K	\$582K
9 September, 2017	50 Bonnechere Cres	Detached	3	2	83	\$745K	\$725K

Data

Month, Day, Year of Sold Date	Address1	Property Type	Bedrooms	Washrooms	Days on the Market	List Price	Sold Price
9 September, 2017	1304, 83 Borough Dr	Condo	1	1	73	\$389K	\$366K
	Lph06, 60 Town Centre Crt	Condo	2	2	6	\$548K	\$539K
	Ph3508, 50 Brian Harrison Way	Condo	1	1	4	\$329K	\$370K
11 September, 2017	14 Furlong Crt	Detached	3	2	38	\$699K	\$675K
	22 Dogwood Cres	Semi-Detached	3	2	18	\$598K	\$545K
	41 Canzone Dr	Detached	3	2	6	\$735K	\$750K
12 September, 2017	907, 50 Brian Harrison Way	Condo	2	2	7	\$410K	\$403K
13 September, 2017	77 Birkdale Rd	Semi-Detached	3	2	49	\$619K	\$610K
14 September, 2017	4 Lesterwood Cres	Detached	3	2	6	\$699K	\$693K
	571, 123 Omni Dr	Condo	1	1	1	\$239K	\$256K
15 September, 2017	605, 61 Town Centre Crt	Condo	1	1	4	\$368K	\$380K
18 September, 2017	208, 50 Brian Harrison Way	Condo	2	2	9	\$399K	\$410K
19 September, 2017	1708, 60 Brian Harrison Way	Condo	1	1	60	\$355K	\$342K
	2311, 190 Borough Dr	Condo	1	1	57	\$383K	\$376K
	2803, 60 Brian Harrison Way	Condo	1	1	13	\$345K	\$362K
20 September, 2017	3105, 70 Town Centre Crt	Condo	1	1	15	\$380K	\$372K
21 September, 2017	710, 25 Town Centre Crt	Condo	2	2	24	\$500K	\$510K
	911, 190 Borough Dr	Condo	1	1	7	\$300K	\$330K
24 September, 2017	4 Corner Lane	Townhouse	2	2	12	\$559K	\$553K
25 September, 2017	6 Amberdale Dr	Detached	3	3	9	\$679K	\$680K
26 September, 2017	34 Medina Cres	Detached	3	2	21	\$779K	\$750K
	1911, 50 Town Centre Crt	Condo	1	1	13	\$389K	\$380K
	2605, 83 Borough Dr	Condo	2	2	25	\$470K	\$464K
27 September, 2017	18 Jackmuir Cres	Detached	3	1	22	\$700K	\$685K
	48 Hollyhedge Dr	Detached	3	2	2	\$730K	\$730K
28 September, 2017	24 Arlene Cres	Detached	3	2	1	\$785K	\$785K
29 September, 2017	3 Neapolitan Dr	Detached	3	2	18	\$700K	\$685K
	8 Dogwood Cres	Semi-Detached	3	2	29	\$550K	\$534K

Data

Month, Day, Year of Sold Date	Address1	Property Type	Bedrooms	Washrooms	Days on the Market	List Price	Sold Price
29 September, 2017	9 Marcos Blvd	Detached	3	2	6	\$799K	\$800K
	68 Brockley Dr	Townhouse	4	3	14	\$620K	\$600K
	2808, 50 Town Centre Crt	Condo	1	1	11	\$350K	\$385K
	3101, 25 Town Centre Crt	Condo	1	1	8	\$368K	\$364K
1 October, 2017	709, 60 Town Centre Crt	Condo	1	1	17	\$400K	\$375K
2 October, 2017	3 Oakley Blvd	Detached	3	2	19	\$675K	\$645K
	74 Birkdale Rd	Semi-Detached	3	2	41	\$599K	\$590K
	1703, 190 Borough Dr	Condo	1	1	39	\$400K	\$394K
5 October, 2017	602, 83 Borough Dr	Condo	1	1	49	\$391K	\$380K
	905 Brimorton Dr	Detached	3	4	56	\$829K	\$790K
6 October, 2017	325, 25 Town Centre Crt	Condo	1	1	9	\$310K	\$305K
	507, 60 Brian Harrison Way	Condo	2	2	21	\$409K	\$400K
	605, 60 Brian Harrison Way	Condo	1	1	64	\$348K	\$343K
10 October, 2017	3401, 83 Borough Dr	Condo	1	1	45	\$369K	\$360K
11 October, 2017	301, 25 Town Centre Crt	Condo	1	1	9	\$299K	\$323K
12 October, 2017	507, 50 Brian Harrison Way	Condo	2	2	41	\$414K	\$400K
13 October, 2017	P3401, 70 Town Centre Crt	Condo	1	1	9	\$399K	\$380K
16 October, 2017	4 Camarel Cres	Detached	3	2	10	\$749K	\$723K
	410, 83 Borough Dr	Condo	1	1	32	\$359K	\$349K
	3704, 50 Town Centre Crt	Condo	1	1	13	\$364K	\$364K
17 October, 2017	62 Gully Dr	Detached	3	2	14	\$699K	\$705K
19 October, 2017	63 Archibald Mews	Townhouse	3	3	37	\$699K	\$665K
20 October, 2017	18 Furlong Crt	Detached	3	2	15	\$699K	\$666K
	37 Kilgreggan Cres	Detached	3	1	45	\$700K	\$660K
21 October, 2017	2502, 25 Town Centre Crt	Condo	2	2	12	\$536K	\$523K
24 October, 2017	11 Panmure Cres	Detached	3	2	6	\$688K	\$775K
25 October, 2017	114 Applefield Dr	Detached	3	2	6	\$949K	\$930K
27 October, 2017	5 Arnprior Rd	Detached	3	2	11	\$789K	\$788K

Data

Month, Day, Year of Sold Date	Address1	Property Type	Bedrooms	Washrooms	Days on the Market	List Price	Sold Price
27 October, 2017	3203, 25 Town Centre Crt	Condo	1	1	14	\$388K	\$379K
28 October, 2017	17 Freeborn Cres	Semi-Detached	3	2	3	\$687K	\$685K
29 October, 2017	11 Carslake Cres	Detached	3	3	47	\$800K	\$763K
30 October, 2017	9 Kilgreggan Cres	Detached	3	1	2	\$650K	\$650K
	906, 190 Borough Dr	Condo	1	1	19	\$397K	\$389K
31 October, 2017	302, 25 Town Centre Crt	Condo	2	2	18	\$499K	\$520K
1 November, 2017	1202, 60 Town Centre Crt	Condo	2	1	20	\$416K	\$388K
	2906, 50 Brian Harrison Way	Condo	1	1	11	\$338K	\$336K
2 November, 2017	55 Gage Ave	Detached	3	2	13	\$700K	\$695K
	3603, 50 Town Centre Crt	Condo	1	1	3	\$390K	\$385K
3 November, 2017	1106, 50 Town Centre Crt	Condo	1	1	22	\$348K	\$348K
5 November, 2017	20 Rossander Crt	Detached	4	3	6	\$779K	\$760K
	61 Miramar Cres	Detached	2	2	9	\$640K	\$640K
6 November, 2017	52 Cicerella Cres	Detached	3	2	31	\$749K	\$732K
7 November, 2017	20 Anola Pl	Detached	3	2	6	\$700K	\$695K
	21 Oakley Blvd	Detached	3	2	8	\$699K	\$672K
	2511, 190 Borough Dr	Condo	1	1	26	\$389K	\$383K
8 November, 2017	805, 190 Borough Dr	Condo	2	2	10	\$536K	\$530K
	831, 125 Omni Dr	Condo	2	2	19	\$379K	\$365K
	1608, 50 Brian Harrison Way	Condo	1	1	4	\$345K	\$338K
10 November, 2017	61 Seminole Ave	Detached	3	2	58	\$720K	\$662K
	62 Kencliff Cres	Detached	3	2	10	\$749K	\$800K
	2805, 60 Town Centre Crt	Condo	1	1	18	\$336K	\$330K
11 November, 2017	48 Sancrest Dr	Detached	3	2	31	\$800K	\$750K
13 November, 2017	2908, 60 Brian Harrison Way	Condo	1	1	12	\$359K	\$360K
15 November, 2017	12 Applefield Dr	Detached	3	2	27	\$900K	\$895K
	410, 70 Town Centre Crt	Condo	1	1	23	\$300K	\$310K
16 November, 2017	501, 60 Brian Harrison Way	Condo	1	2	13	\$338K	\$365K

Data

Month, Day, Year of Sold Date	Address1	Property Type	Bedrooms	Washrooms	Days on the Market	List Price	Sold Price
18 November, 2017	22, 117 Omni Dr	Townhouse	3	3	6	\$460K	\$450K
19 November, 2017	2209, 190 Borough Dr	Condo	1	1	17	\$399K	\$396K
20 November, 2017	2006, 70 Town Centre Crt	Condo	1	1	8	\$308K	\$321K
21 November, 2017	85 Barrymore Rd	Detached	3	2	4	\$800K	\$799K
	3804, 50 Town Centre Crt	Condo	1	1	24	\$379K	\$375K
23 November, 2017	2409, 50 Town Centre Crt	Condo	1	1	103	\$399K	\$373K
24 November, 2017	20 Flintwick Dr	Detached	3	4	22	\$929K	\$929K
	39 Shediac Rd	Detached	3	2	9	\$660K	\$652K
	713, 60 Town Centre Crt	Condo	1	1	71	\$350K	\$345K
	1485 Danforth Rd	Detached	3	2	23	\$698K	\$675K
	2135, 125 Omni Dr	Condo	3	2	129	\$450K	\$445K
	3505, 25 Town Centre Crt	Condo	2	2	24	\$610K	\$585K
25 November, 2017	57 Kootenay Cres	Detached	3	2	9	\$680K	\$700K
26 November, 2017	5 Durrington Cres	Detached	3	2	121	\$730K	\$725K
	3401, 50 Town Centre Crt	Condo	1	1	5	\$400K	\$410K
28 November, 2017	31 Kilgreggan Cres	Detached	3	2	1	\$715K	\$706K
	1001, 50 Town Centre Crt	Condo	1	1	31	\$399K	\$392K
30 November, 2017	3203, 50 Town Centre Crt	Condo	1	1	9	\$400K	\$385K
1 December, 2017	50 Carslake Cres	Detached	3	2	24	\$694K	\$655K
	339, 125 Omni Dr W	Condo	1	1	21	\$270K	\$255K
2 December, 2017	69A, 61 Town Centre Crt	Townhouse	2	1	24	\$479K	\$460K
	2202, 25 Town Centre Crt	Condo	2	2	23	\$529K	\$530K
5 December, 2017	515, 60 Town Centre Crt	Condo	1	1	28	\$385K	\$371K
7 December, 2017	25 Haileybury Dr	Detached	3	4	13	\$789K	\$793K
	38 Cartier Cres	Detached	3	1	14	\$759K	\$745K
8 December, 2017	3405, 50 Town Centre Crt	Condo	0	1	3	\$235K	\$250K
11 December, 2017	1706, 25 Town Centre Crt	Condo	1	1	9	\$399K	\$411K
12 December, 2017	44 Gage Ave	Detached	3	2	7	\$875K	\$860K

Data

Month, Day, Year of Sold Date	Address1	Property Type	Bedrooms	Washrooms	Days on the Market	List Price	Sold Price
12 December, 2017	561 Mccowan Rd	Detached	3	3	27	\$890K	\$850K
13 December, 2017	2531, 125 Omni Dr	Condo	2	2	12	\$379K	\$368K
14 December, 2017	43 Medway Cres	Semi-Detached	3	3	5	\$650K	\$645K
	1188 Brimley Rd	Detached	3	2	29	\$749K	\$730K
15 December, 2017	809, 61 Town Centre Crt	Condo	2	2	9	\$450K	\$455K
	2907, 83 Borough Dr	Condo	2	2	16	\$530K	\$524K
	3105, 60 Brian Harrison Way	Condo	1	1	7	\$365K	\$370K
18 December, 2017	16 Jutten Crt	Semi-Detached	3	2	22	\$599K	\$575K
19 December, 2017	57 Amberdale Dr	Detached	3	3	29	\$1,168K	\$1,030K
20 December, 2017	28 Stephenfrank Rd	Detached	3	2	34	\$800K	\$775K
22 December, 2017	11 Romulus Dr	Detached	3	2	18	\$700K	\$730K
	501, 115 Omni Dr	Condo	3	2	28	\$530K	\$515K
23 December, 2017	2502, 60 Town Centre Crt	Condo	2	1	5	\$424K	\$415K
27 December, 2017	52 Oakley Blvd	Detached	3	2	43	\$710K	\$711K
28 December, 2017	2610, 190 Borough Dr	Condo	2	2	22	\$538K	\$535K
4 January, 2018	2405, 50 Brian Harrison Way	Condo	1	1	20	\$376K	\$368K
	3606, 60 Brian Harrison Way	Condo	3	2	28	\$520K	\$508K
5 January, 2018	2 Hathway Dr	Detached	3	2	9	\$600K	\$584K
6 January, 2018	41 Haileybury Dr	Detached	3	1	8	\$825K	\$775K
8 January, 2018	602, 50 Brian Harrison Way	Condo	3	2	33	\$519K	\$500K
	2404, 60 Town Centre Crt	Condo	2	2	51	\$470K	\$450K
10 January, 2018	35 Tansley Ave	Detached	2	2	28	\$608K	\$600K
11 January, 2018	2911, 25 Town Centre Crt	Condo	1	1	13	\$399K	\$399K
13 January, 2018	2810, 25 Town Centre Crt	Condo	2	2	53	\$520K	\$508K
	3703, 50 Town Centre Crt	Condo	1	1	2	\$400K	\$405K
16 January, 2018	3801, 50 Town Centre Crt	Condo	1	1	1	\$425K	\$411K
19 January, 2018	40 Seminole Ave	Detached	3	2	66	\$739K	\$707K
	1003 Midland Ave	Detached	3	2	37	\$780K	\$755K

Data

Month, Day, Year of Sold Date	Address1	Property Type	Bedrooms	Washrooms	Days on the Market	List Price	Sold Price
20 January, 2018	1704, 83 Borough Dr	Condo	1	1	12	\$365K	\$358K
23 January, 2018	54 Sancrest Dr	Detached	3	1	35	\$735K	\$700K
29 January, 2018	815, 83 Borough Dr	Condo	2	2	17	\$530K	\$528K
30 January, 2018	1606, 50 Brian Harrison Way	Condo	1	1	11	\$370K	\$377K
12 February, 2018	2407, 50 Town Centre Crt	Condo	0	1	2	\$240K	\$260K
13 February, 2018	2401, 60 Brian Harrison Way	Condo	1	2	6	\$370K	\$356K
15 February, 2018	73 Barrymore Rd	Detached	3	2	7	\$640K	\$655K
16 February, 2018	905, 50 Brian Harrison Way	Condo	1	1	3	\$369K	\$375K
17 February, 2018	509, 60 Brian Harrison Way	Condo	2	2	43	\$499K	\$488K
	1113, 83 Borough Dr	Condo	2	2	13	\$498K	\$498K
	2806, 50 Town Centre Crt	Condo	1	1	2	\$345K	\$356K
18 February, 2018	1804, 50 Brian Harrison Way	Condo	2	2	27	\$450K	\$430K
19 February, 2018	76 Birkdale Rd	Semi-Detached	3	2	15	\$625K	\$607K
21 February, 2018	47 Packard Blvd	Detached	4	4	9	\$989K	\$1,030K
23 February, 2018	17 Medway Cres	Semi-Detached	3	2	18	\$645K	\$615K
27 February, 2018	801, 25 Town Centre Crt	Condo	1	1	13	\$339K	\$351K
1 March, 2018	1237, 125 Omni Dr	Condo	2	2	29	\$389K	\$375K
	2508, 50 Town Centre Crt	Condo	1	1	9	\$430K	\$415K
3 March, 2018	1611, 190 Borough Dr	Condo	1	1	3	\$359K	\$350K
	3007, 60 Brian Harrison Way	Condo	2	2	9	\$489K	\$470K
4 March, 2018	2306, 50 Brian Harrison Way	Condo	1	1	15	\$359K	\$369K
5 March, 2018	1008, 25 Town Centre Crt	Condo	2	2	24	\$518K	\$515K
6 March, 2018	707, 60 Brian Harrison Way	Condo	2	2	36	\$460K	\$438K
8 March, 2018	84 Oakley Blvd	Detached	3	2	21	\$720K	\$725K
	310, 60 Brian Harrison Way	Condo	1	1	35	\$385K	\$379K
	1101, 50 Town Centre Crt	Condo	1	1	3	\$399K	\$418K
12 March, 2018	3901, 50 Town Centre Crt	Condo	1	1	9	\$429K	\$429K
14 March, 2018	2210, 61 Town Centre Crt	Condo	3	2	11	\$509K	\$509K

Data

Month, Day, Year of Sold Date	Address1	Property Type	Bedrooms	Washrooms	Days on the Market	List Price	Sold Price
15 March, 2018	46 Hollyhedge Dr	Detached	3	3	16	\$825K	\$821K
	1908, 83 Borough Dr	Condo	1	1	15	\$420K	\$399K
17 March, 2018	36 Meldazy Dr	Detached	3	2	11	\$785K	\$785K
18 March, 2018	39 Bernadine St	Detached	4	2	24	\$800K	\$756K
19 March, 2018	49 Hathaway Dr	Detached	3	2	13	\$750K	\$760K
20 March, 2018	658 Brimley Rd	Detached	3	2	35	\$798K	\$770K
21 March, 2018	27, 117 Omni Dr	Townhouse	3	2	35	\$530K	\$510K
	518, 70 Town Centre Crt	Condo	0	1	5	\$259K	\$266K
23 March, 2018	408, 83 Borough Dr	Condo	1	1	10	\$408K	\$400K
	712, 60 Town Centre Crt	Condo	1	1	16	\$386K	\$376K
24 March, 2018	1309, 83 Borough Dr	Condo	1	1	4	\$400K	\$407K
25 March, 2018	Uph06, 60 Town Centre Crt	Condo	2	2	10	\$530K	\$520K
26 March, 2018	2004, 70 Town Centre Crt	Condo	2	2	33	\$489K	\$485K
27 March, 2018	2302, 190 Borough Dr	Condo	2	2	73	\$535K	\$520K
28 March, 2018	2910, 190 Borough Dr	Condo	2	2	15	\$549K	\$555K
29 March, 2018	55 Archibald Mews	Townhouse	3	4	15	\$750K	\$715K
	998 Brimley Rd	Other		0	84	\$575K	\$485K
31 March, 2018	62 Packard Blvd	Detached	2	2	64	\$758K	\$700K