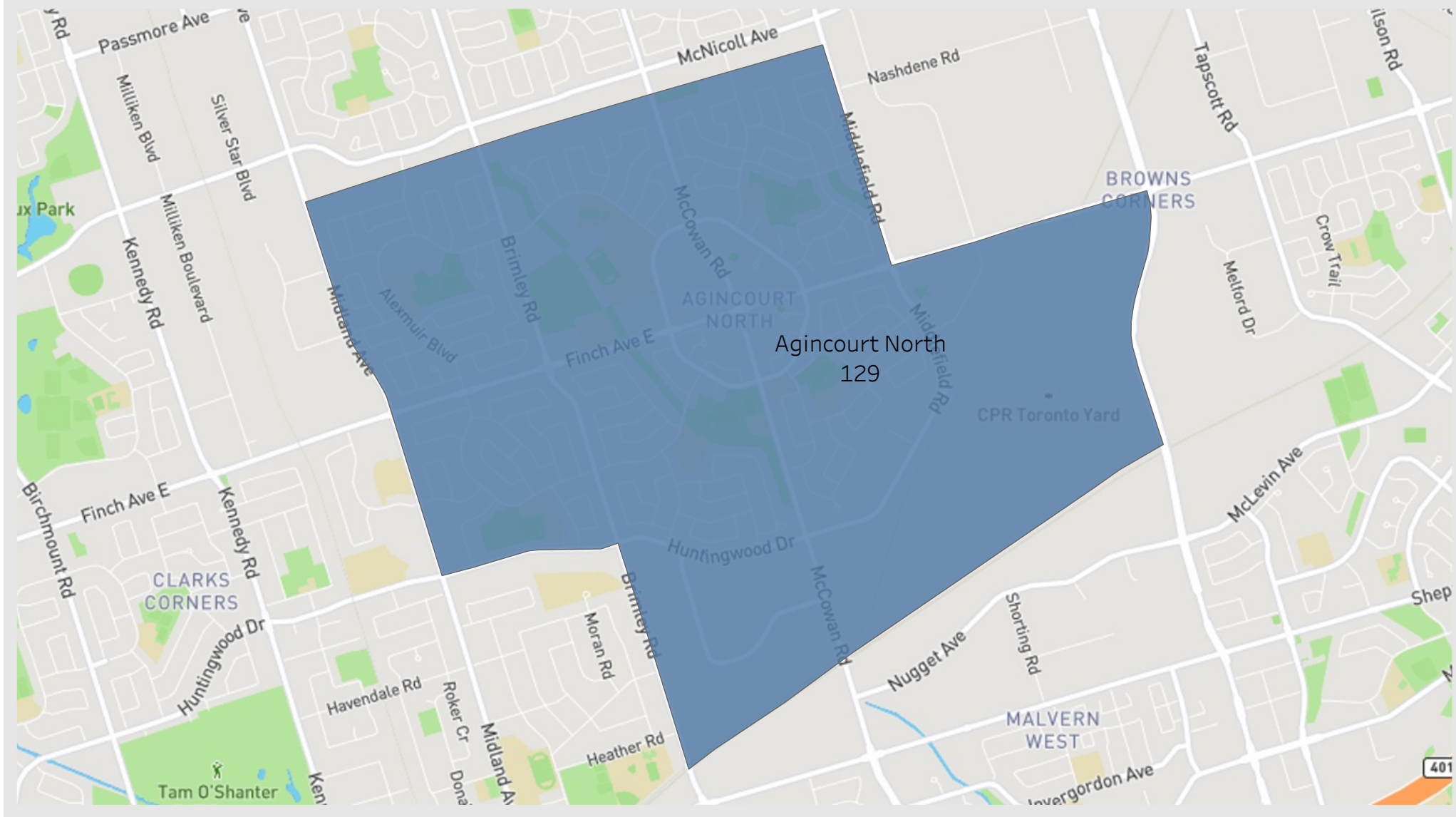
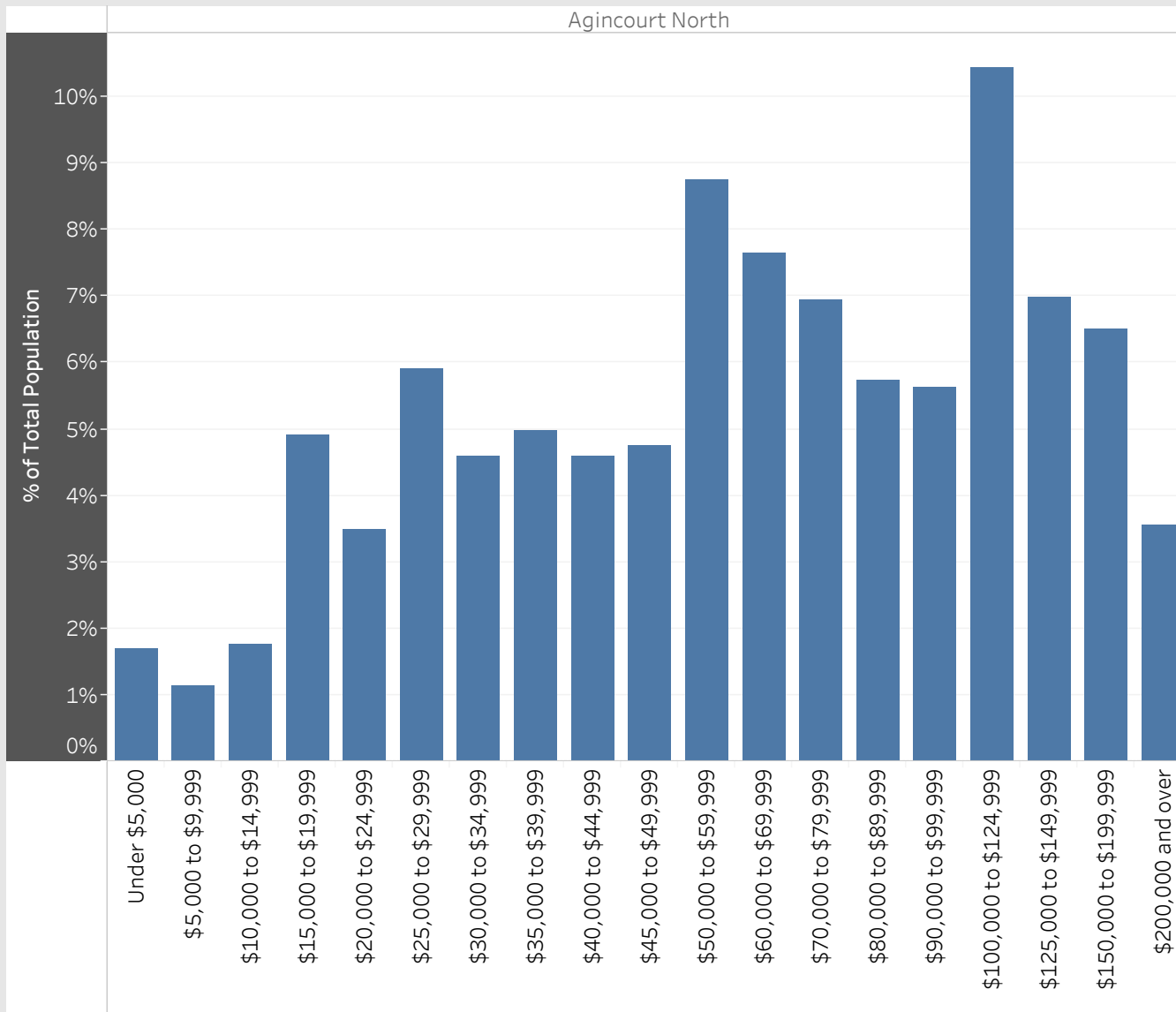


Agincourt North
Neighbourhood Breakdown
July 1st, 2015 - March 31st, 2018

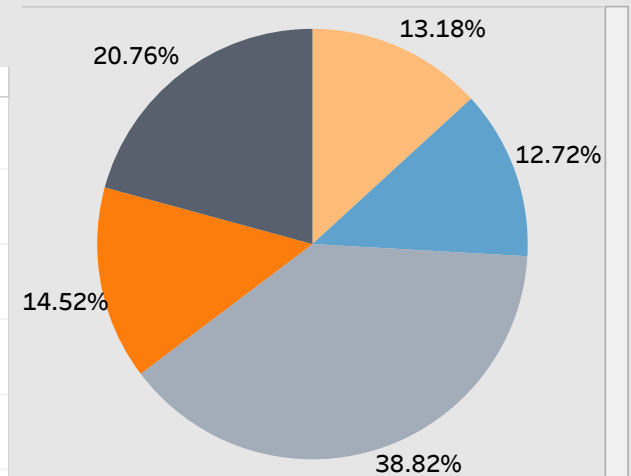


2016 StatsCan Data

Household Income in Agincourt North



Age



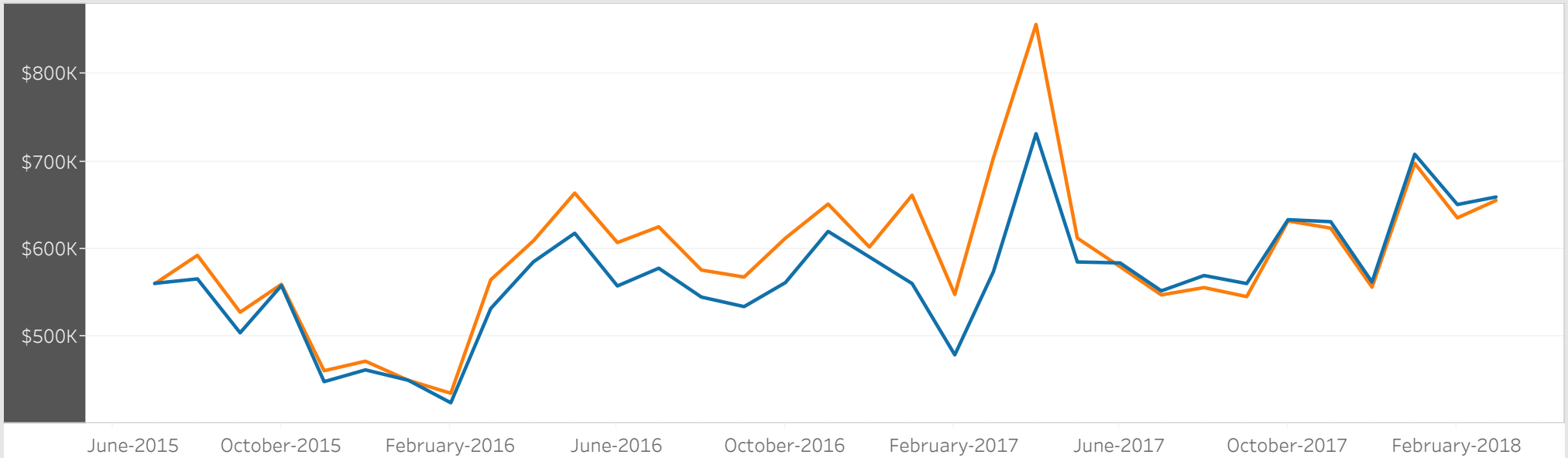
- Children (0-14 years)
- Youth (15-24 years)
- Working Age (25-54 years)
- Pre-retirement (55-64 years)
- Seniors (65+ years)

Visible Minorities

Chinese	57.08%
South Asian	18.43%
Not a visible minority	8.55%
Filipino	4.92%
Black	4.65%
Multiple visible minorities	2.18%
Arab	0.95%
Southeast Asian	0.90%
Visible minority; n.i.e.	0.85%
Latin American	0.59%
West Asian	0.43%
Korean	0.24%
Japanese	0.21%

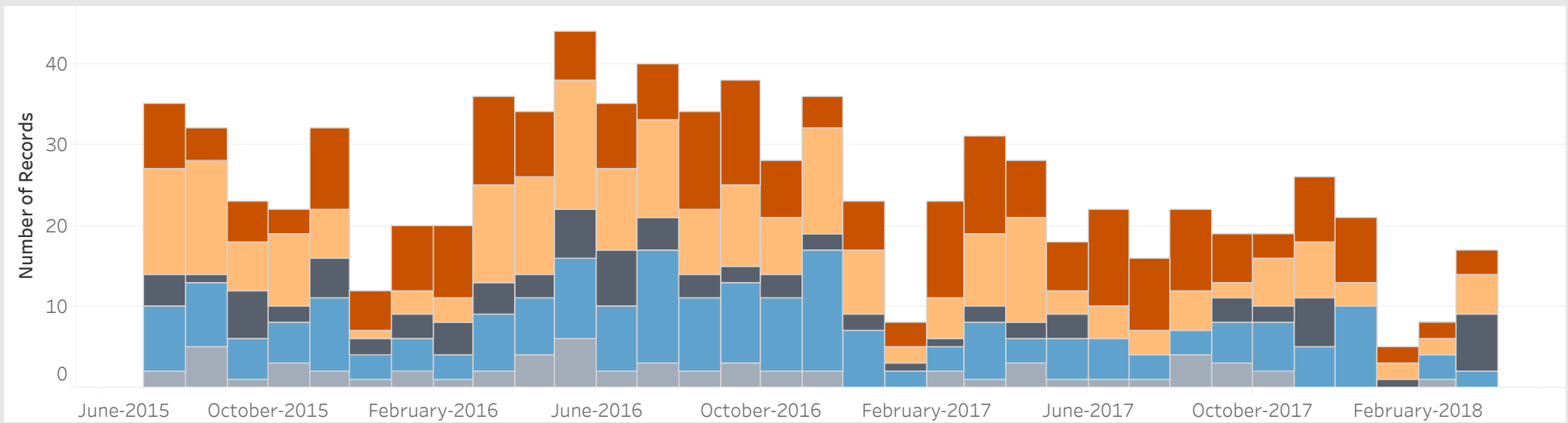
Average Sold Price vs. Average Ask Price in Agincourt North

■ Avg. List Price ■ Avg. Sold Price



Properties Sold in Agincourt North by Month

■ Condo ■ Detached ■ Semi-Detached ■ Townhouse ■ Other



Data

Month, Day, Year of Sold Date	Address1	Property Type	Bedrooms	Washrooms	Days on the Market	List Price	Sold Price
1 July, 2015	1912, 5001 Finch Ave, Toronto	Condo	2	2	20	\$320K	\$312K
2 July, 2015	128, 201 Alexmuir Blvd, Toronto	Townhouse	3	2	9	\$400K	\$416K
5 July, 2015	113, 5235 Finch Ave, Toronto	Condo	2	2	13	\$275K	\$265K
	152 Placentia Blvd, Toronto	Other	4	4	2	\$650K	\$646K
6 July, 2015	43 Marrakesh Dr, Toronto	Detached	4	4	25	\$669K	\$657K
	503, 30 Thunder Grve, Toronto	Condo	2	1	26	\$239K	\$228K
7 July, 2015	27 Idehill Cres, Toronto	Detached	5	6	13	\$988K	\$965K
	80 Placentia Blvd, Toronto	Detached	3	3	1	\$700K	\$687K
	401, 5225 Finch Ave, Toronto	Condo	1	1	57	\$234K	\$228K
8 July, 2015	28 Idehill Cres, Toronto	Detached	3	3	10	\$749K	\$725K
10 July, 2015	90 Crockamhill Dr, Toronto	Townhouse	3	2	3	\$389K	\$388K
11 July, 2015	915, 2628 Mccowan Rd, Toronto	Condo	2	2	5	\$265K	\$265K
13 July, 2015	36 Dibgate Blvd, Toronto	Detached	4	3	12	\$800K	\$790K
	42, 25 Cardwell Ave, Toronto	Townhouse	3	3	7	\$544K	\$535K
14 July, 2015	25 Richmond Park Blvd, Toronto	Detached	4	4	7	\$739K	\$830K
	62 Haven Hill Sq, Toronto	Semi-Detached	4	4	15	\$669K	\$641K
	120 Homedale Dr, Toronto	Semi-Detached	4	3	9	\$570K	\$625K
	313, 5235 Finch Ave, Toronto	Condo	2	2	16	\$268K	\$258K
15 July, 2015	21, 90 Crockamhill Dr, Toronto	Townhouse	3	3	6	\$399K	\$438K
	43 Cleadon Rd, Toronto	Semi-Detached	3	3	17	\$525K	\$497K
16 July, 2015	39 Redhead Cres, Toronto	Detached	4	4	53	\$718K	\$728K
18 July, 2015	41 Whitley Castle Cres, Toronto	Detached	4	4	48	\$749K	\$739K
20 July, 2015	801 Sandhurst Circle, Toronto	Townhouse	4	3	19	\$538K	\$530K
21 July, 2015	56 Silversted Dr, Toronto	Detached	4	4	20	\$883K	\$860K
	71 Ardgowan Cres, Toronto	Detached	4	2	35	\$679K	\$668K
	85, 20 Brimwood Blvd, Toronto	Townhouse	3	4	19	\$388K	\$418K
22 July, 2015	19 Dibgate Blvd, Toronto	Semi-Detached	4	2	3	\$689K	\$672K
23 July, 2015	28 Hartleywood Dr, Toronto	Other	4	4	2	\$728K	\$707K

Data

Month, Day, Year of Sold Date	Address1	Property Type	Bedrooms	Washrooms	Days on the Market	List Price	Sold Price
25 July, 2015	5 Seaburn Pl, Toronto	Detached	5	7	19	\$918K	\$880K
28 July, 2015	38 Lysander Crt, Toronto	Detached	3	3	21	\$589K	\$585K
30 July, 2015	66 Kennaley Cres, Toronto	Townhouse	3	2	24	\$559K	\$531K
	201, 5235 Finch Ave, Toronto	Condo	2	1	41	\$249K	\$246K
	317, 5235 Finch Ave, Toronto	Condo	2	2	26	\$266K	\$258K
31 July, 2015	58 Pebblehill Sq, Toronto	Detached	4	3	21	\$699K	\$772K
	83 Dunmail Dr, Toronto	Townhouse	4	4	12	\$588K	\$625K
2 August, 2015	1 Patsfield Gate, Toronto	Detached	3	4	11	\$700K	\$850K
3 August, 2015	186 Carolbreen Sq, Toronto	Semi-Detached	3	4	8	\$549K	\$678K
	#29, 1121 Sandhurst Circle, Toronto	Townhouse	3	2	14	\$378K	\$400K
5 August, 2015	26A Macklingate Crt, Toronto	Detached	3	4	12	\$700K	\$760K
	30 Knockbolt Cres, Toronto	Detached	4	4	2	\$799K	\$850K
6 August, 2015	16 Idehill Cres, Toronto	Detached	3	6	10	\$736K	\$713K
	307 Chartland Blvd, Toronto	Detached	3	3	12	\$550K	\$588K
7 August, 2015	42 Ardgowan Cres, Toronto	Other	3	3	16	\$500K	\$536K
9 August, 2015	45 Dragoon Cres, Toronto	Other	3	3	5	\$560K	\$601K
	Th02, 2627 Mccowan Rd, Toronto	Townhouse	3	3	14	\$300K	\$321K
10 August, 2015	38 Deepdale Dr, Toronto	Detached	3	3	6	\$700K	\$766K
11 August, 2015	21 Ashridge Dr, Toronto	Other	3	3	8	\$568K	\$588K
12 August, 2015	22 Richmond Park Blvd, Toronto	Detached	4	3	8	\$738K	\$780K
	52 Silbury Dr, Toronto	Other	4	3	65	\$688K	\$649K
15 August, 2015	64 Kennaley Cres, Toronto	Townhouse	4	3	11	\$529K	\$543K
16 August, 2015	42 Longsword Dr, Toronto	Detached	4	3	4	\$800K	\$817K
17 August, 2015	62 Amanda Dr, Toronto	Detached	4	4	4	\$749K	\$830K
18 August, 2015	92 Pebblehill Sq, Toronto	Detached	3	2	6	\$650K	\$716K
19 August, 2015	100 Chartland Blvd, Toronto	Detached	6	4	76	\$950K	\$949K
	1809, 5039 Finch Ave, Toronto	Condo	2	2	3	\$297K	\$294K
21 August, 2015	309, 30 Thunder Grve, Toronto	Condo	2	1	23	\$239K	\$228K

Data

Month, Day, Year of Sold Date	Address1	Property Type	Bedrooms	Washrooms	Days on the Market	List Price	Sold Price
22 August, 2015	25 Redhead Cres, Toronto	Detached	3	3	9	\$589K	\$560K
	27 Ashridge Dr, Toronto	Other	4	3	4	\$578K	\$624K
24 August, 2015	818, 181 Village Green Sq, Toronto	Condo	1	1	45	\$284K	\$274K
	Lph18, 2627 Mccowan Rd, Toronto	Townhouse	3	1	36	\$318K	\$290K
25 August, 2015	91 Haven Hill Sq, Toronto	Townhouse	3	3	4	\$540K	\$540K
	94 Broomfield Dr, Toronto	Detached	4	4	26	\$839K	\$808K
26 August, 2015	7, 1180 Sandhurst Circle, Toronto	Townhouse	3	3	7	\$369K	\$415K
	5061 Finch Ave, Toronto	Townhouse	4	4	2	\$559K	\$556K
28 August, 2015	110 Dunmail Dr, Toronto	Townhouse	3	3	14	\$538K	\$523K
	501, 5039 Finch Ave, Toronto	Condo	2	1	9	\$260K	\$250K
30 August, 2015	163 Bethany Leigh Dr, Toronto	Detached	3	3	12	\$558K	\$675K
1 September, 2015	24, 1500 Sandhurst Circle, Toronto	Townhouse	4	4	11	\$389K	\$404K
2 September, 2015	33 Haven Hill Sq, Toronto	Townhouse	4	2	8	\$450K	\$560K
7 September, 2015	1614, 30 Thunder Grve, Toronto	Condo	2	2	24	\$260K	\$248K
8 September, 2015	163 Robbinstone Dr, Toronto	Detached	3	2	70	\$699K	\$615K
10 September, 2015	52 Whitley Castle Cres, Toronto	Detached	3	2	30	\$588K	\$568K
14 September, 2015	15 Haven Hill Sq, Toronto	Detached	3	4	6	\$658K	\$733K
15 September, 2015	32 Wessex Pl, Toronto	Other	3	3	8	\$559K	\$620K
	67 Brimwood Blvd, Toronto	Townhouse	3	3	18	\$400K	\$438K
16 September, 2015	73 Shootfield Cres, Toronto	Semi-Detached	3	3	13	\$540K	\$535K
	95 Briarscross Blvd, Toronto	Detached	4	4	8	\$689K	\$802K
19 September, 2015	38, 1180 Sandhurst Circle, Toronto	Townhouse	3	3	4	\$399K	\$429K
21 September, 2015	203 Chartland Blvd, Toronto	Detached	4	3	8	\$800K	\$938K
	1802, 30 Thunder Grve, Toronto	Condo	2	2	28	\$265K	\$255K
22 September, 2015	73 Blue Eagle Tr, Toronto	Semi-Detached	3	4	14	\$529K	\$599K
	436, 5225 Finch Ave, Toronto	Condo	1	2	41	\$260K	\$254K
23 September, 2015	57 Buckhurst Cres, Toronto	Semi-Detached	3	3	37	\$599K	\$590K
25 September, 2015	87 Kenhatch Blvd, Toronto	Semi-Detached	3	3	17	\$559K	\$553K

Data

Month, Day, Year of Sold Date	Address1	Property Type	Bedrooms	Washrooms	Days on the Market	List Price	Sold Price
26 September, 2015	225, 5225 Finch Ave, Toronto	Condo	1	1	11	\$253K	\$247K
27 September, 2015	41 Boarhill Dr, Toronto	Detached	4	4	9	\$800K	\$845K
	1008, 4727 Sheppard Ave, Toronto	Condo	2	2	52	\$268K	\$260K
28 September, 2015	78, 25 Brimwood Blvd, Toronto	Townhouse	4	3	14	\$400K	\$405K
29 September, 2015	31 Blue Eagle Tr, Toronto	Semi-Detached	3	4	13	\$650K	\$645K
	79 Hartleywood Dr, Toronto	Semi-Detached	3	3	27	\$590K	\$600K
1 October, 2015	29, 90 Crockamhill Dr, Toronto	Townhouse	3	2	17	\$399K	\$388K
	43 Kennaley Cres, Toronto	Detached	4	3	9	\$670K	\$675K
4 October, 2015	108 Ashridge Dr, Toronto	Other	3	3	21	\$580K	\$600K
6 October, 2015	5, 435 Middlefield Rd, Toronto	Townhouse	3	4	18	\$566K	\$545K
7 October, 2015	112 Carolbreen Sq, Toronto	Other	3	4	3	\$688K	\$671K
9 October, 2015	81 Placentia Blvd, Toronto	Detached	4	3	32	\$775K	\$758K
10 October, 2015	43 Rooksnest Tr, Toronto	Semi-Detached	3	3	75	\$538K	\$500K
12 October, 2015	142 Carolbreen Sq, Toronto	Semi-Detached	4	2	14	\$580K	\$629K
13 October, 2015	94 White Heather Blvd, Toronto	Detached	3	2	20	\$818K	\$765K
14 October, 2015	104 White Heather Blvd, Toronto	Detached	3	3	7	\$570K	\$635K
	402, 5225 Finch Ave, Toronto	Condo	1	1	22	\$250K	\$248K
	1108, 4725 Sheppard Ave, Toronto	Condo	2	2	2	\$270K	\$270K
15 October, 2015	32 Fieldside Dr, Toronto	Detached	3	3	14	\$560K	\$550K
19 October, 2015	64, 25 Brimwood Blvd, Toronto	Townhouse	4	3	6	\$399K	\$452K
20 October, 2015	49 Deepdale Dr, Toronto	Detached	4	3	7	\$800K	\$813K
21 October, 2015	155 Placentia Blvd, Toronto	Detached	3	3	5	\$589K	\$560K
	810, 2628 Mccowan Rd, Toronto	Condo	2	2	1	\$295K	\$295K
23 October, 2015	143 Bethany Leigh Dr, Toronto	Detached	3	3	1	\$680K	\$680K
25 October, 2015	50 Dunmail Dr, Toronto	Other	3	4	21	\$698K	\$690K
29 October, 2015	818, 2627 Mccowan Rd, Toronto	Townhouse	3	1	15	\$263K	\$282K
30 October, 2015	74 Delburn Dr, Toronto	Detached	4	4	30	\$849K	\$865K
31 October, 2015	69 Brimwood Blvd, Toronto	Townhouse	3	4	6	\$449K	\$445K

Data

Month, Day, Year of Sold Date	Address1	Property Type	Bedrooms	Washrooms	Days on the Market	List Price	Sold Price
1 November, 2015	69 Rooksnest Tr, Toronto	Semi-Detached	3	3	17	\$399K	\$458K
	87, 99 Brimwood Blvd, Toronto	Townhouse	4	4	11	\$399K	\$463K
2 November, 2015	308, 5235 Finch Ave, Toronto	Condo	2	1	24	\$260K	\$252K
	313, 5039 Finch Ave, Toronto	Condo	2	1	14	\$220K	\$214K
4 November, 2015	33, 90 Crockamhill Dr, Toronto	Townhouse	3	2	1	\$399K	\$413K
	139, 195 Alexmuir Blvd, Toronto	Townhouse	4	2	30	\$468K	\$460K
	Uph12, 2627 Mccowan Rd, Toronto	Townhouse	3	1	29	\$253K	\$249K
5 November, 2015	1006, 2627 Mccowan Rd, Toronto	Townhouse	3	1	23	\$309K	\$302K
9 November, 2015	46 Ovendon Sq, Toronto	Detached	4	3	14	\$700K	\$793K
11 November, 2015	64 Alexmuir Blvd, Toronto	Detached	4	3	22	\$745K	\$731K
	301, 5039 Finch Ave, Toronto	Condo	2	1	105	\$230K	\$222K
	514, 30 Thunder Grve, Toronto	Condo	2	2	35	\$265K	\$266K
12 November, 2015	5055 Finch Ave, Toronto	Townhouse	3	4	45	\$589K	\$565K
15 November, 2015	48 Kenhatch Blvd, Toronto	Detached	4	5	8	\$680K	\$747K
	76, 70 Crockamhill Dr, Toronto	Townhouse	3	2	9	\$399K	\$412K
16 November, 2015	19, 1051 Sandhurst Circle, Toronto	Townhouse	3	3	57	\$395K	\$380K
	54 Danjohn Cres, Toronto	Detached	4	4	19	\$700K	\$660K
	2109, 151 Village Green Sq, Toronto	Condo	2	1	43	\$265K	\$255K
17 November, 2015	6 Kenhatch Blvd, Toronto	Semi-Detached	3	3	8	\$520K	\$555K
18 November, 2015	115 Crockamhill Dr, Toronto	Semi-Detached	4	4	6	\$688K	\$740K
21 November, 2015	602, 5039 Finch Ave, Toronto	Condo	2	2	17	\$285K	\$285K
22 November, 2015	55 Hoseyhill Cres, Toronto	Detached	5	5	24	\$930K	\$920K
	309, 30 Thunder Grve, Toronto	Condo	2	1	28	\$230K	\$226K
23 November, 2015	1315, 5225 Finch Ave, Toronto	Condo	1	1	8	\$212K	\$208K
24 November, 2015	210, 30 Thunder Grve, Toronto	Condo	2	2	23	\$346K	\$330K
	1611, 5001 Finch Ave, Toronto	Condo	2	2	24	\$370K	\$360K
25 November, 2015	31 Montezuma Tr, Toronto	Semi-Detached	3	4	16	\$625K	\$625K
26 November, 2015	2 Kennaley Cres, Toronto	Detached	3	4	9	\$800K	\$790K

Data

Month, Day, Year of Sold Date	Address1	Property Type	Bedrooms	Washrooms	Days on the Market	List Price	Sold Price
26 November, 2015	99 Ashridge Dr, Toronto	Other	3	3	7	\$500K	\$604K
29 November, 2015	709, 90 Scottfield Dr, Toronto	Other	2	1	55	\$229K	\$225K
	#140, 201 Alexmuir Blvd, Toronto	Townhouse	3	2	10	\$399K	\$468K
30 November, 2015	69 Shootfield Cres, Toronto	Semi-Detached	3	3	4	\$550K	\$578K
3 December, 2015	10, 175 Alexmuir Blvd, Toronto	Townhouse	3	2	2	\$399K	\$470K
	131, 5225 Finch Ave, Toronto	Condo	1	2	20	\$260K	\$253K
5 December, 2015	1209, 5039 Finch Ave, Toronto	Condo	2	2	5	\$309K	\$309K
7 December, 2015	51 Carolbreen Sq, Toronto	Other	3	2	89	\$600K	\$625K
10 December, 2015	202, 5235 Finch Ave, Toronto	Condo	2	2	13	\$275K	\$265K
13 December, 2015	1606, 5039 Finch Ave, Toronto	Condo	2	2	14	\$306K	\$298K
14 December, 2015	12, 55 Brimwood Blvd, Toronto	Townhouse	3	3	13	\$400K	\$475K
	107, 5039 Finch Ave, Toronto	Condo	2	1	20	\$225K	\$220K
15 December, 2015	15 Shellamwood Tr, Toronto	Detached	5	5	33	\$849K	\$852K
16 December, 2015	26 Carolbreen Sq, Toronto	Townhouse	4	2	22	\$595K	\$588K
	95 Homedale Dr, Toronto	Semi-Detached	3	3	85	\$629K	\$620K
20 December, 2015	1108 Sandhurst Circle, Toronto	Semi-Detached	4	4	5	\$699K	\$690K
4 January, 2016	43 Tooklea Cres, Toronto	Townhouse	3	3	47	\$596K	\$582K
7 January, 2016	208, 30 Thunder Grve, Toronto	Condo	2	2	43	\$254K	\$246K
9 January, 2016	15 Wellpark Blvd, Toronto	Detached	3	3	52	\$699K	\$675K
10 January, 2016	1012, 2627 Mccowan Rd, Toronto	Townhouse	3	1	35	\$253K	\$245K
14 January, 2016	31, 1500 Sandhurst Circle, Toronto	Townhouse	4	3	11	\$398K	\$396K
	55 Delburn Dr, Toronto	Detached	4	4	7	\$829K	\$815K
	121, 5225 Finch Ave, Toronto	Condo	1	1	58	\$250K	\$238K
	215, 5235 Finch Ave, Toronto	Condo	2	2	51	\$269K	\$269K
16 January, 2016	93 Homedale Dr, Toronto	Semi-Detached	4	4	2	\$660K	\$658K
17 January, 2016	807, 90 Scottfield Dr, Toronto	Other	2	1	175	\$260K	\$250K
18 January, 2016	1222 Huntingwood Dr, Toronto	Detached	4	3	7	\$800K	\$876K
19 January, 2016	612, 2628 Mccowan Rd, Toronto	Condo	2	1	14	\$250K	\$247K

Data

Month, Day, Year of Sold Date	Address1	Property Type	Bedrooms	Washrooms	Days on the Market	List Price	Sold Price
19 January, 2016	1803, 5039 Finch Ave, Toronto	Condo	2	2	57	\$309K	\$310K
21 January, 2016	61 Montezuma Tr	Other	3	3	15	\$635K	\$628K
22 January, 2016	607, 2628 Mccowan Rd	Condo	2	2	44	\$320K	\$303K
26 January, 2016	107, 5225 Finch Ave E	Condo	1	1	14	\$215K	\$212K
	132 Homedale Dr	Townhouse	4	3	6	\$488K	\$516K
27 January, 2016	15 Cleadon Rd	Semi-Detached	4	3	64	\$680K	\$669K
30 January, 2016	1008, 2627 Mccowan Rd	Condo	1	2	14	\$263K	\$280K
31 January, 2016	30 Evansville Rd	Semi-Detached	3	2	5	\$580K	\$593K
1 February, 2016	90, 99 Brimwood Blvd	Townhouse	3	4	7	\$399K	\$470K
3 February, 2016	P7, 1703 Mccowan Rd	Condo	2	1	169	\$165K	\$148K
4 February, 2016	1501, 30 Thunder Grve	Condo	2	2	24	\$269K	\$264K
	Ph3, 30 Thunder Grve	Condo	1	1	64	\$230K	\$215K
6 February, 2016	89, 20 Brimwood Blvd	Townhouse	3	4	8	\$455K	\$450K
7 February, 2016	101 Danjohn Cres	Detached	3	3	10	\$719K	\$678K
	118, 2627 Mccowan Rd	Condo	1	1	35	\$250K	\$242K
	807, 30 Thunder Grve	Condo	2	2	17	\$270K	\$269K
	1213, 5001 Finch Ave E	Condo	2	2	76	\$285K	\$275K
10 February, 2016	77, 201 Alexmuir Blvd	Townhouse	3	2	2	\$409K	\$409K
12 February, 2016	22 Lady Sarah Cres	Detached	4	3	0	\$700K	\$708K
	708, 2628 Mccowan Rd	Condo	2	2	10	\$300K	\$305K
	1905, 5039 Finch Ave E	Condo	2	2	11	\$359K	\$355K
16 February, 2016	3 Lysander Crt	Detached	4	4	4	\$750K	\$765K
	7 Blue Eagle Tr	Semi-Detached	3	4	4	\$599K	\$703K
17 February, 2016	34 Valdor Dr	Semi-Detached	3	2	7	\$549K	\$638K
21 February, 2016	43 Bushmills Sq	Semi-Detached	3	4	11	\$600K	\$652K
23 February, 2016	1105, 5001 Finch Ave E	Condo	2	2	22	\$330K	\$315K
24 February, 2016	60 Marrakesh Dr	Semi-Detached	3	2	6	\$590K	\$599K
25 February, 2016	112, 100 Scottfield Dr	Other	2	2	122	\$265K	\$250K

Data

Month, Day, Year of Sold Date	Address1	Property Type	Bedrooms	Washrooms	Days on the Market	List Price	Sold Price
1 March, 2016	324, 5235 Finch Ave E	Condo	2	1	25	\$250K	\$244K
2 March, 2016	Ph26, 135 Village Green Sq	Condo	1	1	27	\$265K	\$260K
6 March, 2016	141 Bethany Leigh Dr	Detached	4	4	10	\$750K	\$755K
7 March, 2016	80 Kenhatch Blvd	Other	4	5	3	\$729K	\$726K
	123 Chartland Blvd S	Detached	4	3	6	\$850K	\$920K
	901, 30 Thunder Grve	Condo	2	2	4	\$270K	\$270K
	1503, 2627 Mccowan Rd	Condo	1	1	67	\$250K	\$240K
8 March, 2016	82 Rooksnest Tr	Semi-Detached	3	4	12	\$579K	\$625K
	116 Bushmills Sq	Detached	4	4	7	\$900K	\$970K
	1805, 2627 Mccowan Rd	Condo	1	1	14	\$269K	\$269K
9 March, 2016	27 Brimstone Cres	Detached	3	3	11	\$599K	\$645K
	105, 25 Brimwood Blvd	Townhouse	4	2	6	\$399K	\$463K
10 March, 2016	18 Ulysses Pl	Semi-Detached	4	2	1	\$599K	\$726K
	28 Redhead Cres	Detached	4	3	2	\$599K	\$669K
	2017, 2627 Mccowan Rd	Condo	2	2	17	\$348K	\$340K
	Ph4, 151 Village Green Sq	Condo	2	2	85	\$349K	\$340K
11 March, 2016	22, 55 Brimwood Blvd	Townhouse	3	3	8	\$428K	\$553K
	25 Alexmuir Blvd	Detached	4	3	9	\$785K	\$772K
13 March, 2016	121 Briarscross Blvd	Detached	4	3	6	\$789K	\$850K
	305, 5225 Finch Ave E	Condo	2	2	1	\$230K	\$250K
16 March, 2016	94 Delburn Dr	Detached	4	3	12	\$759K	\$780K
17 March, 2016	51, 20 Brimwood Blvd	Townhouse	4	3	1	\$446K	\$465K
18 March, 2016	87, 20 Brimwood Blvd	Townhouse	3	3	0	\$452K	\$460K
20 March, 2016	105, 5235 Finch Ave E	Condo	2	2	2	\$296K	\$285K
	107 Bethany Leigh Dr	Other	4	4	9	\$599K	\$660K
21 March, 2016	Ph5, 5039 Finch Ave E	Condo	2	2	4	\$348K	\$350K
24 March, 2016	8, 20 Brimwood Blvd	Townhouse	3	3	15	\$445K	\$450K
	33 Obris Cres	Detached	4	3	8	\$899K	\$968K

Data

Month, Day, Year of Sold Date	Address1	Property Type	Bedrooms	Washrooms	Days on the Market	List Price	Sold Price
24 March, 2016	52 Whitley Castle Cres	Detached	3	4	3	\$788K	\$780K
	58A Knockbolt Cres	Detached	4	5	1	\$899K	\$894K
	87 Blue Eagle Tr	Semi-Detached	3	4	8	\$599K	\$723K
27 March, 2016	42, 15 Brimwood Blvd	Townhouse	3	2	5	\$429K	\$425K
	123, 195 Alexmuir Blvd	Townhouse	4	3	6	\$446K	\$540K
28 March, 2016	405, 30 Thunder Grve	Condo	2	2	1	\$318K	\$314K
29 March, 2016	11 Edgeway Gate	Semi-Detached	3	4	8	\$599K	\$717K
	134 Richmond Park Blvd	Detached	3	2	12	\$600K	\$640K
2 April, 2016	130 Alexmuir Blvd	Detached	4	5	14	\$954K	\$944K
4 April, 2016	79, 99 Brimwood Blvd	Townhouse	4	3	7	\$488K	\$569K
	146, 1131 Sandhurst Circ	Townhouse	3	2	2	\$459K	\$441K
5 April, 2016	6 Lady Sarah Cres	Detached	3	2	11	\$599K	\$788K
	9 Garston Pl	Detached	4	4	7	\$700K	\$859K
	1006, 5001 Finch Ave E	Condo	2	2	16	\$288K	\$285K
6 April, 2016	77 Rooksnest Tr	Semi-Detached	4	3	7	\$600K	\$625K
	603, 2628 Mccowan Rd	Condo	3	2	23	\$338K	\$325K
	708, 4727 Sheppard Ave E	Condo	2	2	22	\$290K	\$290K
7 April, 2016	2 Shellamwood Tr	Detached	4	3	3	\$900K	\$961K
	1506, 2627 Mccowan Rd	Condo	2	1	42	\$309K	\$296K
11 April, 2016	8 Craketts Ave	Detached	4	4	5	\$789K	\$888K
	108 Haven Hill Sq	Semi-Detached	4	3	12	\$699K	\$763K
	126 Carolbreen Sq	Other	4	4	4	\$680K	\$777K
	192 Alexmuir Blvd	Detached	3	4	17	\$808K	\$798K
12 April, 2016	10 Redhead Cres	Detached	4	4	7	\$768K	\$815K
	1521, 135 Village Green Sq	Condo	1	1	43	\$274K	\$265K
13 April, 2016	19 Kennaley Cres	Other	4	3	15	\$709K	\$703K
	63 Hartleywood Dr	Other	4	4	28	\$827K	\$800K
15 April, 2016	16 Macklingate Crt	Detached	4	4	9	\$756K	\$789K

Data

Month, Day, Year of Sold Date	Address1	Property Type	Bedrooms	Washrooms	Days on the Market	List Price	Sold Price
18 April, 2016	18 Buddleswood Crt	Townhouse	3	2	7	\$436K	\$478K
	24 Deepdale Dr	Detached	3	3	11	\$918K	\$895K
	220, 5235 Finch Ave E	Condo	2	2	34	\$279K	\$271K
19 April, 2016	118 Rooksnest Tr	Detached	4	4	38	\$849K	\$816K
20 April, 2016	23 Fieldside Dr	Detached	4	4	10	\$799K	\$815K
21 April, 2016	62, 1131 Sandhurst Circ	Townhouse	3	2	13	\$418K	\$451K
22 April, 2016	10, 20 Brimwood Blvd	Townhouse	3	3	19	\$408K	\$410K
24 April, 2016	20, 15 Brimwood Blvd	Townhouse	3	2	2	\$428K	\$434K
25 April, 2016	816, 2627 Mccowan Rd	Condo	2	2	58	\$380K	\$380K
	Th9, 5001 Finch Ave E	Townhouse	3	3	38	\$360K	\$352K
27 April, 2016	226, 5225 Finch Ave E	Condo	2	1	40	\$269K	\$259K
28 April, 2016	1 Shootfield Cres	Other	4	3	17	\$768K	\$750K
	8 Mollard Rd	Detached	3	2	14	\$800K	\$800K
29 April, 2016	54 Homedale Dr	Semi-Detached	4	3	13	\$560K	\$630K
1 May, 2016	81 Buckhurst Cres	Detached	4	4	10	\$739K	\$791K
2 May, 2016	26 Placentia Blvd	Townhouse	3	3	4	\$559K	\$580K
	41 Kennaley Cres	Semi-Detached	3	3	10	\$629K	\$615K
3 May, 2016	1139 Huntingwood Dr	Townhouse	3	2	7	\$500K	\$581K
	1605, 2627 Mccowan Rd	Condo	1	1	22	\$270K	\$268K
4 May, 2016	18 Carolbreen Sq	Townhouse	4	2	7	\$590K	\$578K
	36 Marrakesh Dr	Semi-Detached	3	3	7	\$660K	\$642K
6 May, 2016	61, 70 Crockamhill Dr	Townhouse	3	3	1	\$400K	\$465K
7 May, 2016	52 Lansbury Dr	Detached	3	4	7	\$739K	\$806K
9 May, 2016	3 Edgeway Gate	Other	4	3	8	\$688K	\$761K
	229 Chartland Blvd S	Detached	4	3	7	\$890K	\$950K
	803 Sandhurst Circ	Townhouse	4	4	4	\$580K	\$618K
	1705, 2627 Mccowan Rd	Condo	1	1	33	\$290K	\$287K
10 May, 2016	77 Baylawn Dr	Other	4	4	9	\$688K	\$815K

Data

Month, Day, Year of Sold Date	Address1	Property Type	Bedrooms	Washrooms	Days on the Market	List Price	Sold Price
10 May, 2016	77 Hartleywood Dr	Semi-Detached	3	3	11	\$569K	\$633K
	82, 20 Brimwood Blvd	Townhouse	3	3	13	\$439K	\$457K
11 May, 2016	38 Boarhill Dr	Detached	3	2	5	\$700K	\$860K
	57 Marrakesh Dr	Semi-Detached	3	2	7	\$589K	\$588K
12 May, 2016	101, 5225 Finch Ave E	Condo	2	1	36	\$266K	\$258K
13 May, 2016	501, 2628 Mccowan Rd	Condo	2	2	24	\$295K	\$293K
16 May, 2016	27 Macklingate Crt	Detached	4	4	10	\$789K	\$951K
17 May, 2016	49 Whitley Castle Cres	Detached	3	4	19	\$738K	\$753K
18 May, 2016	14, 435 Middlefield Rd	Townhouse	3	4	7	\$539K	\$630K
	336 Chartland Blvd S	Other	4	4	30	\$839K	\$800K
19 May, 2016	45 Delburn Dr	Detached	4	4	7	\$799K	\$850K
20 May, 2016	7 Shellamwood Tr	Detached	5	3	15	\$888K	\$878K
	11 Lysander Crt	Detached	4	4	9	\$750K	\$720K
	107 Ashridge Dr	Other	3	3	7	\$600K	\$688K
21 May, 2016	14, 175 Alexmuir Blvd	Townhouse	3	2	7	\$415K	\$480K
	20 Pebblehill Sq	Detached	4	4	23	\$880K	\$880K
	48 Pebblehill Sq	Detached	3	4	16	\$878K	\$865K
22 May, 2016	8 Crockamhill Dr	Townhouse	3	3	5	\$480K	\$540K
	820, 2627 Mccowan Rd	Condo	1	1	21	\$273K	\$268K
24 May, 2016	14 Dunmail Dr	Detached	4	4	11	\$796K	\$908K
	37 Silbury Dr	Detached	4	4	7	\$788K	\$895K
	66 Alexmuir Blvd	Detached	4	3	36	\$790K	\$773K
25 May, 2016	17 Blueberry Dr	Detached	4	4	8	\$828K	\$932K
	182 Carolbreen Sq	Semi-Detached	4	3	8	\$625K	\$723K
26 May, 2016	19 Brilliant Crt	Semi-Detached	3	4	7	\$649K	\$822K
27 May, 2016	805, 5039 Finch Ave E	Condo	2	2	15	\$358K	\$365K
29 May, 2016	53 Blue Eagle Tr	Detached	3	4	13	\$660K	\$650K
	148 Brimwood Blvd	Other	4	3	5	\$718K	\$780K

Data

Month, Day, Year of Sold Date	Address1	Property Type	Bedrooms	Washrooms	Days on the Market	List Price	Sold Price
30 May, 2016	44 Big Red Ave	Other	3	3	4	\$630K	\$741K
	63, 15 Brimwood Blvd	Townhouse	4	2	24	\$408K	\$475K
1 June, 2016	5 Roughfield Cres	Semi-Detached	4	4	13	\$589K	\$740K
	115 Alexmuir Blvd	Semi-Detached	4	3	1	\$599K	\$738K
2 June, 2016	83, 25 Brimwood Blvd	Townhouse	3	2	18	\$469K	\$462K
3 June, 2016	38 Hartleywood Dr	Other	4	4	8	\$700K	\$867K
4 June, 2016	77, 1131 Sandhurst Circ	Townhouse	3	2	5	\$400K	\$480K
6 June, 2016	207, 2627 Mccowan Rd	Condo	1	1	13	\$270K	\$272K
7 June, 2016	11, 590 Sandhurst Circ	Townhouse	3	2	28	\$490K	\$488K
	37 Haven Hill Sq	Semi-Detached	4	3	10	\$630K	\$750K
	319, 5235 Finch Ave E	Condo	2	2	6	\$296K	\$290K
9 June, 2016	301, 2628 Mccowan Rd	Condo	2	2	27	\$304K	\$298K
10 June, 2016	31 Stubbswood Sq	Detached	3	4	10	\$949K	\$1,090K
11 June, 2016	40 Placentia Blvd	Semi-Detached	3	3	15	\$669K	\$575K
	2015, 2627 Mccowan Rd	Condo	2	2	15	\$308K	\$298K
12 June, 2016	15 Bethany Leigh Dr	Detached	4	4	10	\$758K	\$856K
13 June, 2016	5 Lady Sarah Cres	Detached	3	2	7	\$599K	\$766K
	102 Homedale Dr	Semi-Detached	4	3	6	\$610K	\$701K
15 June, 2016	49 Redhead Cres	Detached	3	3	71	\$670K	\$650K
16 June, 2016	59 Richmond Park Blvd	Other	3	3	8	\$580K	\$615K
17 June, 2016	24 Path Hill Pl	Detached	3	3	9	\$686K	\$697K
19 June, 2016	28 Knockbolt Cres	Detached	4	3	11	\$888K	\$941K
21 June, 2016	35, 1180 Sandhurst Circ	Townhouse	3	3	7	\$400K	\$485K
	96, 99 Brimwood Blvd	Townhouse	4	4	7	\$495K	\$550K
	127 Alexmuir Blvd	Semi-Detached	3	3	11	\$600K	\$638K
	3605, 125 Village Green Sq	Condo	2	2	14	\$318K	\$310K
22 June, 2016	1 Alexmuir Blvd	Detached	4	6	9	\$899K	\$1,008K
	3, 2800 Midland Ave	Townhouse	4	2	6	\$459K	\$542K

Data

Month, Day, Year of Sold Date	Address1	Property Type	Bedrooms	Washrooms	Days on the Market	List Price	Sold Price
22 June, 2016	307, 30 Thunder Grve	Condo	2	2	27	\$260K	\$265K
23 June, 2016	29 Idehill Cres	Detached	3	3	18	\$850K	\$810K
	37, 435 Middlefield Rd	Townhouse	3	3	16	\$579K	\$605K
	124 Crockamhill Dr	Semi-Detached	3	2	8	\$628K	\$735K
27 June, 2016	8, 1051 Sandhurst Circ	Townhouse	3	2	7	\$389K	\$450K
	15 Croach Cres	Detached	4	3	7	\$599K	\$710K
28 June, 2016	38 Pebblehill Sq	Detached	3	3	6	\$898K	\$905K
30 June, 2016	909, 5039 Finch Ave E	Condo	2	2	21	\$350K	\$340K
	1612, 5001 Finch Ave E	Condo	2	2	9	\$340K	\$333K
4 July, 2016	3 Silbury Dr	Detached	3	2	2	\$599K	\$643K
5 July, 2016	# 217, 2351 Kennedy Rd E	Townhouse	2	2	11	\$280K	\$270K
6 July, 2016	21 Richmond Park Blvd	Detached	4	3	8	\$799K	\$870K
	29 Silversted Dr	Other	4	4	8	\$698K	\$780K
	1008, 5001 Finch Ave E	Condo	2	2	21	\$329K	\$315K
7 July, 2016	163 Bethany Leigh Dr	Detached	3	3	14	\$698K	\$705K
	422, 5225 Finch Ave E	Condo	1	1	1	\$200K	\$208K
8 July, 2016	10 Newdawn Cres	Semi-Detached	3	4	9	\$629K	\$705K
	12 Valdor Dr	Semi-Detached	4	3	2	\$699K	\$712K
	44, 20 Brimwood Blvd	Townhouse	3	3	25	\$439K	\$428K
10 July, 2016	38 Knockbolt Cres	Detached	4	3	11	\$849K	\$906K
11 July, 2016	65, 1131 Sandhurst Circ	Townhouse	3	2	11	\$400K	\$476K
12 July, 2016	8, 175 Alexmuir Blvd	Townhouse	3	4	8	\$438K	\$530K
13 July, 2016	6 Norhead Ave	Detached	3	2	23	\$844K	\$820K
	1712, 5039 Finch Ave E	Condo	2	2	20	\$330K	\$329K
14 July, 2016	33, 435 Middlefield Rd	Townhouse	3	3	28	\$599K	\$590K
	36 Evansville Rd	Semi-Detached	5	4	3	\$698K	\$791K
	1705, 5039 Finch Ave E	Condo	2	2	6	\$390K	\$389K
15 July, 2016	2 Blueberry Dr	Detached	3	3	7	\$799K	\$855K

Data

Month, Day, Year of Sold Date	Address1	Property Type	Bedrooms	Washrooms	Days on the Market	List Price	Sold Price
15 July, 2016	413, 30 Thunder Grve	Condo	2	2	15	\$289K	\$287K
16 July, 2016	71, 20 Brimwood Blvd S	Townhouse	3	2	2	\$435K	\$428K
18 July, 2016	27 Montezuma Tr	Semi-Detached	3	4	11	\$599K	\$761K
	98 Broomfield Dr	Detached	4	4	47	\$888K	\$873K
	134 Homedale Dr	Townhouse	3	3	6	\$618K	\$700K
19 July, 2016	37 Lady Sarah Cres	Detached	3	3	4	\$709K	\$800K
	137, 195 Alexmuir Blvd	Townhouse	4	3	4	\$498K	\$537K
20 July, 2016	38, 20 Brimwood Blvd	Townhouse	4	3	27	\$435K	\$431K
	402, 30 Thunder Grve	Condo	2	2	21	\$278K	\$274K
22 July, 2016	1819, 2627 Mccowan Rd	Condo	1	1	23	\$273K	\$265K
24 July, 2016	96 Blue Eagle Tr	Detached	3	4	2	\$699K	\$753K
26 July, 2016	50 Ovendon Sq	Detached	4	4	7	\$700K	\$978K
	71 Silversted Dr	Detached	5	6	7	\$899K	\$1,060K
	183 Carolbreen Sq	Townhouse	4	4	11	\$648K	\$734K
27 July, 2016	20 Croach Cres	Other	3	4	7	\$600K	\$721K
	52 Dunmail Dr	Townhouse	4	4	6	\$599K	\$711K
	145, 195 Alexmuir Blvd	Townhouse	3	3	6	\$448K	\$529K
28 July, 2016	5051 Finch Ave E	Townhouse	4	4	10	\$639K	\$627K
29 July, 2016	59 Chartland Blvd S	Detached	3	3	4	\$729K	\$800K
	95 Kenhatch Blvd	Other	4	4	16	\$829K	\$832K
30 July, 2016	179 Carolbreen Sq	Townhouse	3	2	22	\$598K	\$593K
1 August, 2016	37, 20 Brimwood Blvd	Townhouse	3	3	2	\$429K	\$438K
2 August, 2016	1 Emmeline Cres	Detached	4	6	9	\$1,699K	\$1,780K
3 August, 2016	25 Broomfield Dr	Semi-Detached	3	3	7	\$629K	\$709K
	216, 5235 Finch Ave E	Condo	2	2	19	\$270K	\$289K
	604, 30 Thunder Grve	Condo	2	2	24	\$340K	\$340K
4 August, 2016	66 Lunsfield Cres	Other	3	5	1	\$810K	\$810K
5 August, 2016	122, 5225 Finch Ave E	Condo	2	1	43	\$280K	\$268K

Data

Month, Day, Year of Sold Date	Address1	Property Type	Bedrooms	Washrooms	Days on the Market	List Price	Sold Price
5 August, 2016	1215, 2627 Mccowan Rd	Condo	1	2	9	\$299K	\$296K
6 August, 2016	33 Bridley Dr	Detached	3	5	4	\$849K	\$830K
8 August, 2016	1113, 2627 Mccowan Rd	Condo	1	2	34	\$309K	\$299K
9 August, 2016	903, 2627 Mccowan Rd	Condo	1	1	1	\$259K	\$254K
10 August, 2016	105 Rooksnest Tr	Semi-Detached	3	2	20	\$588K	\$631K
	Ph5, 30 Thunder Grve	Condo	2	2	12	\$346K	\$340K
11 August, 2016	213, 2628 Mccowan Rd	Condo	2	2	16	\$336K	\$336K
12 August, 2016	#74, 20 Brimwood Blvd	Townhouse	3	3	7	\$429K	\$451K
15 August, 2016	25 Newdawn Cres	Townhouse	3	3	13	\$639K	\$635K
	104 Homedale Dr	Semi-Detached	4	3	3	\$700K	\$708K
	502, 2627 Mccowan Rd	Condo	1	1	3	\$275K	\$273K
16 August, 2016	11, 90 Crockamhill Dr	Townhouse	3	3	8	\$449K	\$525K
	41 Briarscross Blvd	Detached	4	4	7	\$949K	\$1,080K
	90 White Heather Blvd	Detached	3	2	6	\$689K	\$860K
19 August, 2016	218 Chartland Blvd S	Detached	4	4	9	\$900K	\$1,020K
	1602, 5001 Finch Ave E	Condo	2	2	3	\$380K	\$375K
20 August, 2016	104, 5225 Finch Ave E	Condo	2	2	18	\$279K	\$283K
21 August, 2016	4, 20 Brimwood Blvd	Townhouse	4	3	5	\$440K	\$436K
	43 Shootfield Cres	Townhouse	2	2	6	\$529K	\$540K
22 August, 2016	67 Redhead Cres	Detached	4	4	11	\$598K	\$710K
	913, 100 Scottfield Dr	Other	2	2	89	\$285K	\$280K
23 August, 2016	42 Kenhatch Blvd	Detached	4	6	6	\$900K	\$1,040K
	45 Briarscross Blvd	Detached	5	5	62	\$999K	\$1,040K
24 August, 2016	46, 15 Brimwood Blvd	Townhouse	3	2	8	\$470K	\$458K
25 August, 2016	6 Thunder Grve	Townhouse	3	2	38	\$479K	\$520K
	313, 5235 Finch Ave E	Condo	2	2	4	\$309K	\$306K
27 August, 2016	16, 20 Brimwood Blvd	Townhouse	3	3	5	\$398K	\$428K
1 September, 2016	52 Snowhill Cres	Semi-Detached	3	2	8	\$649K	\$649K

Data

Month, Day, Year of Sold Date	Address1	Property Type	Bedrooms	Washrooms	Days on the Market	List Price	Sold Price
6 September, 2016	135 Alexmuir Blvd	Semi-Detached	3	3	14	\$650K	\$647K
	3815, 135 Village Green Sq	Condo	1	1	10	\$260K	\$260K
7 September, 2016	84, 99 Brimwood Blvd	Townhouse	4	3	6	\$499K	\$595K
8 September, 2016	614, 30 Thunder Grve	Condo	2	2	41	\$269K	\$261K
9 September, 2016	16 Lady Churchill Crt	Other	3	3	8	\$699K	\$738K
12 September, 2016	10 Roughfield Cres	Townhouse	3	3	4	\$569K	\$619K
13 September, 2016	45 Bethany Leigh Dr	Detached	4	4	7	\$750K	\$911K
	401, 30 Thunder Grve	Condo	2	2	12	\$319K	\$309K
	#86, 20 Brimwood Blvd	Townhouse	3	2	13	\$440K	\$434K
14 September, 2016	42 Croach Cres	Townhouse	3	3	8	\$558K	\$602K
15 September, 2016	205, 90 Scottfield Dr	Other	2	1	17	\$240K	\$240K
16 September, 2016	703, 30 Thunder Grve	Condo	1	1	21	\$225K	\$220K
	1911, 5001 Finch Ave E	Condo	3	2	28	\$400K	\$397K
19 September, 2016	63 Dunmail Dr	Other	4	4	8	\$768K	\$832K
	1213, 5001 Finch Ave E	Condo	2	2	3	\$363K	\$360K
20 September, 2016	15 Delburn Dr	Detached	4	2	8	\$699K	\$770K
21 September, 2016	30 Montezuma Tr	Townhouse	3	3	26	\$638K	\$640K
	223, 5225 Finch Ave E	Condo	2	1	14	\$289K	\$289K
	1715, 135 Village Green Sq	Condo	1	1	4	\$259K	\$252K
	2818, 181 Village Green Sq	Condo	2	1	62	\$299K	\$295K
22 September, 2016	69, 20 Brimwood Blvd	Townhouse	4	4	23	\$443K	\$438K
23 September, 2016	7 Cudham Dr	Detached	4	4	2	\$900K	\$1,059K
24 September, 2016	1210, 5001 Finch Ave E	Condo	1	1	10	\$290K	\$274K
25 September, 2016	25 Blueberry Dr	Detached	3	2	5	\$860K	\$836K
26 September, 2016	27 Cudham Dr	Detached	4	3	9	\$819K	\$938K
	28 Statesman Sq	Detached	4	4	12	\$915K	\$875K
	38 Ovendon Sq	Detached	5	4	10	\$899K	\$1,051K
27 September, 2016	147 Carolbreen Sq	Townhouse	4	2	4	\$578K	\$653K

Data

Month, Day, Year of Sold Date	Address1	Property Type	Bedrooms	Washrooms	Days on the Market	List Price	Sold Price
28 September, 2016	3 Silversted Dr	Detached	3	2	6	\$799K	\$930K
	26 Norhead Ave	Detached	3	3	5	\$890K	\$1,051K
	503, 5039 Finch Ave. East Ave	Condo	2	2	19	\$328K	\$328K
	1409, 151 Village Green Sq	Condo	1	1	16	\$270K	\$268K
29 September, 2016	5, 1051 Sandhurst Circ	Townhouse	4	4	45	\$483K	\$472K
	9 Exchequer Pl	Townhouse	3	4	17	\$679K	\$669K
	118, 1131 Sandhurst Circ	Townhouse	3	3	21	\$428K	\$450K
	155 Bethany Leigh Dr	Detached	3	3	9	\$599K	\$695K
30 September, 2016	3207, 125 Village Green Sq	Condo	1	1	7	\$285K	\$283K
2 October, 2016	66 Statesman Sq	Detached	3	4	5	\$780K	\$910K
	67 Chartland Blvd S	Detached	4	4	11	\$899K	\$980K
3 October, 2016	15, 435 Middlefield Rd	Townhouse	3	3	13	\$550K	\$570K
4 October, 2016	5 Hookwood Dr	Detached	4	4	8	\$738K	\$953K
	7 Cleadon Rd	Semi-Detached	3	3	12	\$589K	\$618K
	49, 55 Brimwood Blvd	Townhouse	4	3	4	\$498K	\$568K
	54 Lunsfield Cres	Other	4	6	7	\$700K	\$843K
6 October, 2016	#32, 20 Brimwood Blvd	Townhouse	3	3	4	\$420K	\$418K
8 October, 2016	7 Homedale Dr	Semi-Detached	3	4	11	\$599K	\$739K
11 October, 2016	126, 25 Brimwood Blvd	Townhouse	4	3	6	\$455K	\$450K
	910, 2628 Mccowan Rd	Condo	2	2	6	\$342K	\$335K
12 October, 2016	905, 30 Thunder Grve	Condo	2	2	27	\$335K	\$320K
	1501, 30 Thunder Grve	Condo	2	2	10	\$329K	\$315K
13 October, 2016	1113, 5039 Finch Ave E	Condo	1	1	6	\$296K	\$290K
15 October, 2016	37 Lady Sarah Cres	Detached	3	3	2	\$775K	\$783K
16 October, 2016	72, 99 Brimwood Blvd	Townhouse	3	3	6	\$499K	\$569K
17 October, 2016	106, 5039 Finch Ave	Condo	2	2	59	\$339K	\$325K
	405, 5235 Finch Ave E	Condo	2	2	20	\$313K	\$320K
18 October, 2016	106, 25 Brimwood Blvd	Townhouse	4	3	11	\$470K	\$460K

Data

Month, Day, Year of Sold Date	Address1	Property Type	Bedrooms	Washrooms	Days on the Market	List Price	Sold Price
18 October, 2016	138 Alexmuir Blvd	Semi-Detached	3	3	6	\$588K	\$739K
19 October, 2016	46 Dibgate Blvd	Detached	3	3	6	\$689K	\$850K
	158 Carolbreen Sq	Townhouse	3	2	26	\$640K	\$624K
	201, 5235 Finch Ave E	Condo	2	1	30	\$290K	\$284K
20 October, 2016	39 Buckhurst Cres	Townhouse	3	4	14	\$599K	\$586K
27 October, 2016	79 White Heather Blvd	Other	3	2	38	\$599K	\$650K
	130 Alexmuir Blvd	Detached	4	5	38	\$1,200K	\$1,185K
28 October, 2016	23 Lady Sarah Cres	Detached	4	5	9	\$800K	\$915K
31 October, 2016	5, 30 Sandhurst Circ	Townhouse	3	3	6	\$399K	\$550K
1 November, 2016	91 Bushmills Sq	Detached	4	3	15	\$900K	\$898K
2 November, 2016	124 Carolbreen Sq	Other	3	3	7	\$725K	\$714K
	134, 201 Alexmuir Blvd	Townhouse	4	3	9	\$500K	\$534K
	1074 Sandhurst Circ	Detached	3	3	8	\$668K	\$797K
3 November, 2016	10, 1180 Sandhurst Circ	Townhouse	3	2	8	\$499K	\$519K
	142, 1131 Sandhurst Circ	Townhouse	3	3	15	\$479K	\$558K
4 November, 2016	1102, 2627 Mccowan Rd	Condo	1	1	9	\$279K	\$282K
	#309, 5039 Finch Ave E	Condo	2	2	4	\$349K	\$351K
6 November, 2016	45, 435 Middlefield Rd	Townhouse	3	3	16	\$599K	\$620K
7 November, 2016	68 Dunmail Dr	Detached	3	3	22	\$799K	\$868K
9 November, 2016	71 Delburn Dr	Detached	4	3	59	\$839K	\$830K
	#29, 1121 Sandhurst Circ	Townhouse	3	2	38	\$499K	\$485K
10 November, 2016	35 Knockbolt Cres	Detached	4	3	24	\$899K	\$870K
	58 Homedale Dr	Townhouse	4	2	20	\$590K	\$575K
11 November, 2016	4 Cudham Dr	Detached	4	3	2	\$850K	\$920K
14 November, 2016	43 Rooksnest Tr	Semi-Detached	3	2	12	\$568K	\$670K
	74 Dunmail Dr	Townhouse	3	3	10	\$648K	\$637K
15 November, 2016	26 Homedale Dr	Townhouse	4	3	14	\$659K	\$660K
	32 Silbury Dr	Detached	3	4	7	\$728K	\$831K

Data

Month, Day, Year of Sold Date	Address1	Property Type	Bedrooms	Washrooms	Days on the Market	List Price	Sold Price
16 November, 2016	2 Kennaley Cres	Detached	3	4	30	\$913K	\$906K
	520, 90 Scottfield Dr	Other	1	1	99	\$238K	\$228K
17 November, 2016	9 Shootfield Cres	Detached	4	4	8	\$939K	\$970K
	123, 5225 Finch Ave E	Condo	2	1	22	\$289K	\$280K
19 November, 2016	85 Invergordon Ave	Detached	3	2	8	\$750K	\$860K
20 November, 2016	4 Crockamhill Dr	Townhouse	3	3	4	\$559K	\$561K
	42 Placentia Blvd	Townhouse	3	4	5	\$579K	\$663K
21 November, 2016	48, 15 Brimwood Blvd	Townhouse	3	3	10	\$400K	\$493K
	48, 15 Brimwood Blvd S	Townhouse	3	4	14	\$400K	\$493K
22 November, 2016	42 Lady Sarah Cres	Detached	4	4	40	\$859K	\$845K
23 November, 2016	87 Bushmills Sq	Detached	3	4	1	\$839K	\$830K
24 November, 2016	67 Kennaley Cres	Townhouse	3	3	9	\$643K	\$636K
25 November, 2016	26, 20 Brimwood Blvd	Townhouse	3	4	27	\$433K	\$430K
	1705, 4725 Sheppard Ave E	Condo	2	2	2	\$319K	\$335K
28 November, 2016	38 Tooklea Cres	Semi-Detached	3	4	5	\$653K	\$720K
	54, 20 Brimwood Blvd	Townhouse	3	2	4	\$339K	\$382K
29 November, 2016	219 Alexmuir Blvd	Detached	4	4	6	\$1,098K	\$1,200K
2 December, 2016	17 Mollard Rd	Detached	3	2	15	\$880K	\$908K
	2006, 5039 Finch Ave E	Condo	2	2	2	\$360K	\$365K
3 December, 2016	51 Hornshill Dr	Detached	5	3	37	\$1,099K	\$1,075K
	60, 20 Brimwood Blvd	Townhouse	4	3	58	\$429K	\$429K
	118 Placentia Blvd	Detached	4	4	2	\$930K	\$938K
4 December, 2016	43 Marrakesh Dr	Detached	3	4	2	\$779K	\$880K
5 December, 2016	305, 2628 Mccowan Rd	Condo	1	1	38	\$298K	\$289K
9 December, 2016	18, 1051 Sandhurst Circ	Townhouse	3	2	2	\$430K	\$455K
	24 Leeswood Cres	Detached	4	4	32	\$900K	\$900K
11 December, 2016	77 Buckhurst Cres	Townhouse	3	3	4	\$689K	\$675K
12 December, 2016	8 Newdawn Cres	Semi-Detached	3	3	12	\$688K	\$750K

Data

Month, Day, Year of Sold Date	Address1	Property Type	Bedrooms	Washrooms	Days on the Market	List Price	Sold Price
12 December, 2016	34 Newdawn Cres	Townhouse	3	2	4	\$600K	\$601K
	1404, 30 Thunder Grve	Condo	2	2	39	\$320K	\$307K
13 December, 2016	68 Lansbury Dr	Detached	4	4	7	\$749K	\$856K
	1907, 5039 Finch Ave E	Condo	1	1	3	\$263K	\$263K
14 December, 2016	52, 1131 Sandhurst Circ	Townhouse	3	2	7	\$529K	\$515K
15 December, 2016	37, 90 Crockamhill Dr	Townhouse	3	3	9	\$520K	\$520K
16 December, 2016	317, 5235 Finch Ave E	Condo	2	2	18	\$315K	\$310K
22 December, 2016	34 Richmond Park Blvd	Detached	3	4	49	\$590K	\$540K
	75 Blue Eagle Tr	Semi-Detached	3	3	107	\$549K	\$520K
27 December, 2016	303, 5235 Finch Ave E	Condo	2	2	7	\$329K	\$327K
29 December, 2016	6 Bushcroft Grve	Detached	3	4	35	\$849K	\$866K
30 December, 2016	59 Brimwood Blvd	Townhouse	3	3	21	\$499K	\$565K
11 January, 2017	116 Briarscross Blvd	Detached	4	4	7	\$999K	\$1,208K
12 January, 2017	313, 2628 Mccowan Rd	Condo	1	1	2	\$256K	\$256K
14 January, 2017	121, 5235 Finch Ave E	Condo	2	2	45	\$317K	\$308K
17 January, 2017	412, 30 Thunder Grve	Condo	2	2	14	\$298K	\$310K
20 January, 2017	100 Crockamhill Dr	Semi-Detached	3	2	2	\$638K	\$801K
29 January, 2017	3, 30 Sandhurst Circ	Townhouse	3	2	3	\$399K	\$570K
	86 Carolbreen Sq	Townhouse	3	4	9	\$640K	\$850K
31 January, 2017	53 Blue Eagle Tr	Detached	3	4	15	\$939K	\$989K
2 February, 2017	1009, 5039 Finch Ave E	Condo	2	2	3	\$358K	\$360K
3 February, 2017	236 Chartland Blvd S	Detached	3	3	1	\$900K	\$1,200K
6 February, 2017	104 Haven Hill Sq	Semi-Detached	4	3	3	\$699K	\$865K
8 February, 2017	Lph06, 2627 Mccowan Rd	Condo	2	1	1	\$330K	\$379K
9 February, 2017	54 Whitley Castle Cres	Detached	3	2	1	\$689K	\$766K
	75 Ardgowan Cres	Detached	3	3	0	\$700K	\$850K
	425, 5225 Finch Ave E	Condo	2	1	24	\$309K	\$299K
10 February, 2017	89, 20 Brimwood Blvd	Townhouse	3	4	2	\$479K	\$550K

Data

Month, Day, Year of Sold Date	Address1	Property Type	Bedrooms	Washrooms	Days on the Market	List Price	Sold Price
11 February, 2017	1905, 2627 Mccowan Rd	Condo	1	1	1	\$300K	\$315K
13 February, 2017	1908, 2627 Mccowan Rd	Condo	1	2	3	\$310K	\$325K
15 February, 2017	1001, 5001 Finch Ave E	Condo	2	2	35	\$400K	\$380K
16 February, 2017	1710, 30 Thunder Grve	Condo	2	2	2	\$389K	\$382K
19 February, 2017	45 Marrakesh Dr	Detached	3	3	0	\$850K	\$900K
	110, 5235 Finch Ave E	Condo	2	2	2	\$329K	\$345K
22 February, 2017	16 Tooklea Cres	Detached	3	4	5	\$788K	\$963K
24 February, 2017	44, 175 Alexmuir Blvd	Townhouse	3	3	7	\$469K	\$600K
	120, 2627 Mccowan Rd	Condo	1	2	10	\$309K	\$309K
	1211, 30 Thunder Grove	Condo	2	2	3	\$349K	\$358K
25 February, 2017	238, 5225 Finch Ave	Condo	2	1	14	\$310K	\$325K
27 February, 2017	20, 90 Crockamhill Dr	Townhouse	3	3	6	\$469K	\$660K
	226, 5235 Finch Ave	Condo	2	2	6	\$370K	\$405K
28 February, 2017	103 Ashridge Dr	Other	3	3	11	\$688K	\$845K
	513, 90 Scottfield Dr	Other	1	1	27	\$230K	\$228K
1 March, 2017	2, 590 Sandhurst Circ E	Townhouse	3	2	2	\$500K	\$677K
2 March, 2017	135 Chartland Blvd S	Detached	4	3	7	\$889K	\$1,150K
4 March, 2017	554 Sandhurst Circ	Townhouse	3	2	4	\$497K	\$700K
5 March, 2017	Th 2, 2627 Mccowan Rd	Townhouse	3	3	8	\$400K	\$489K
6 March, 2017	40 South Shields Ave	Semi-Detached	3	2	13	\$649K	\$850K
	427, 5225 Finch Ave	Condo	1	1	1	\$220K	\$303K
7 March, 2017	439, 5225 Finch Ave E	Condo	2	2	13	\$370K	\$395K
9 March, 2017	47 Bethany Leigh Dr	Detached	4	4	6	\$899K	\$1,035K
10 March, 2017	128, 5225 Finch Ave E	Condo	1	1	1	\$260K	\$290K
	1714, 30 Thunder Grve	Condo	2	2	1	\$329K	\$375K
13 March, 2017	11 Dunsdale Sq	Detached	5	4	6	\$998K	\$1,318K
	20 Myrna Lane	Detached	4	4	10	\$999K	\$1,118K
14 March, 2017	38 Briarscross Blvd	Detached	4	3	6	\$990K	\$1,296K

Data

Month, Day, Year of Sold Date	Address1	Property Type	Bedrooms	Washrooms	Days on the Market	List Price	Sold Price
14 March, 2017	141 Valdor Dr	Detached	4	4	7	\$799K	\$1,080K
15 March, 2017	332, 5225 Finch Ave E	Condo	1	1	2	\$288K	\$280K
16 March, 2017	1502, 5001 Finch Ave E	Condo	3	2	11	\$395K	\$395K
17 March, 2017	30 Evansville Rd	Semi-Detached	3	2	7	\$699K	\$853K
18 March, 2017	111, 5001 Finch Ave E	Condo	3	2	8	\$468K	\$505K
21 March, 2017	415, 5235 Finch Ave	Condo	2	2	8	\$369K	\$418K
22 March, 2017	20, 1121 Sandhurst Circ	Townhouse	3	2	10	\$499K	\$672K
	301, 5235 Finch Ave E	Condo	2	1	8	\$358K	\$402K
23 March, 2017	79, 435 Middlefield Rd	Townhouse	3	3	12	\$550K	\$676K
26 March, 2017	48 Marrakesh Dr	Other	4	3	6	\$699K	\$928K
27 March, 2017	88, 99 Brimwood Blvd	Townhouse	4	3	11	\$599K	\$673K
	121, 5225 Finch Ave	Condo	2	1	7	\$289K	\$350K
	1610, 30 Thunder Grve	Condo	2	2	6	\$359K	\$410K
28 March, 2017	43 Alexmuir Blvd	Detached	4	3	7	\$899K	\$1,031K
	94 Statesman Sq	Detached	4	4	7	\$999K	\$1,168K
29 March, 2017	78, 201 Alexmuir Blvd	Townhouse	3	2	7	\$499K	\$672K
	322, 5225 Finch Ave	Condo	1	1	14	\$229K	\$245K
30 March, 2017	27 Hookwood Dr	Detached	4	4	7	\$800K	\$1,069K
1 April, 2017	12 Melva Cres	Detached	4	4	8	\$998K	\$1,120K
	20, 590 Sandhurst Circ	Townhouse	3	2	5	\$490K	\$660K
	127, 1131 Sandhurst Circ	Townhouse	3	1	9	\$599K	\$632K
4 April, 2017	85 Statesman Sq	Detached	4	3	8	\$838K	\$1,005K
5 April, 2017	36 Fieldside Dr	Detached	3	3	8	\$599K	\$775K
6 April, 2017	34 Carolbreen Sq	Semi-Detached	4	3	9	\$700K	\$926K
	70 Buckhurst Cres	Semi-Detached	4	3	13	\$700K	\$918K
	708, 2628 Mccowan Rd	Condo	2	2	2	\$359K	\$520K
	1613, 5001 Finch Ave E	Condo	2	2	0	\$369K	\$448K
7 April, 2017	4 Emmeline Cres	Detached	4	6	4	\$1,739K	\$1,975K

Data

Month, Day, Year of Sold Date	Address1	Property Type	Bedrooms	Washrooms	Days on the Market	List Price	Sold Price
10 April, 2017	127 Ashridge Dr	Detached	3	2	9	\$850K	\$931K
11 April, 2017	25 Pipers Green Ave	Detached	4	3	7	\$940K	\$1,189K
12 April, 2017	49 White Heather Blvd	Other	3	2	7	\$700K	\$752K
	110, 5225 Finch Ave E	Condo	1	1	16	\$250K	\$295K
	807, 2627 Mccowan Rd	Condo	2	2	2	\$380K	\$431K
	1906, 2365 Kennedy Rd	Condo	2	2	6	\$300K	\$437K
13 April, 2017	309, 2627 Mccowan Rd	Condo	1	2	2	\$338K	\$360K
15 April, 2017	40 Deepdale Dr	Detached	4	4	5	\$999K	\$950K
	62 Broomfield Dr	Detached	3	5	8	\$999K	\$1,188K
16 April, 2017	193 Placentia Blvd N	Other	4	4	9	\$899K	\$1,100K
18 April, 2017	66 Haven Hill Sq	Detached	4	2	25	\$889K	\$938K
19 April, 2017	35 South Shields Ave	Other	4	4	9	\$868K	\$902K
	53 Hoseyhill Cres	Detached	4	3	8	\$928K	\$1,156K
20 April, 2017	30 Haven Hill Sq	Townhouse	4	3	2	\$599K	\$697K
	1813, 5001 Finch Ave E	Condo	2	2	20	\$400K	\$408K
24 April, 2017	49 Silversted Dr	Detached	4	3	7	\$900K	\$1,090K
	70 Shellamwood Tr	Detached	4	4	6	\$1,000K	\$1,188K
25 April, 2017	61 Chartland Blvd S	Detached	3	2	7	\$859K	\$988K
1 May, 2017	127, 5225 Finch Ave E	Condo	1	1	3	\$297K	\$312K
2 May, 2017	23, 175 Alexmuir Blvd	Townhouse	3	3	10	\$639K	\$680K
4 May, 2017	89 Statesman Sq	Detached	3	3	3	\$950K	\$988K
	216, 100 Scottfield Dr	Other	1	1	65	\$220K	\$218K
7 May, 2017	43 South Shields Ave	Semi-Detached	3	3	19	\$898K	\$828K
8 May, 2017	15 Montezuma Tr	Semi-Detached	3	3	6	\$750K	\$800K
10 May, 2017	24, 175 Alexmuir Blvd	Townhouse	3	2	7	\$599K	\$630K
	28 Obris Cres	Detached	3	3	7	\$899K	\$1,100K
	61, 20 Brimwood Blvd	Townhouse	4	3	17	\$479K	\$530K
	108, 5225 Finch Ave	Condo	1	1	5	\$280K	\$319K

Data

Month, Day, Year of Sold Date	Address1	Property Type	Bedrooms	Washrooms	Days on the Market	List Price	Sold Price
11 May, 2017	25 Lady Sarah Cres	Detached	5	4	4	\$968K	\$953K
19 May, 2017	1517, 4725 Sheppard Ave E	Condo	1	1	2	\$290K	\$290K
20 May, 2017	50 Broomfield Dr	Semi-Detached	3	3	8	\$699K	\$838K
24 May, 2017	Uph 07, 2627 Mccowan Rd	Condo	2	2	10	\$440K	\$437K
25 May, 2017	307, 30 Thunder Grve	Condo	2	2	6	\$389K	\$375K
29 May, 2017	77, 201 Alexmuir Blvd	Townhouse	3	2	9	\$600K	\$606K
	304, 2365 Kennedy Rd	Condo	3	2	3	\$440K	\$441K
	566 Sandhurst Circ	Townhouse	3	2	33	\$699K	\$680K
1 June, 2017	17 Myrna Lane	Detached	3	4	13	\$1,159K	\$1,125K
5 June, 2017	23 Shootfield Cres	Other	4	3	13	\$859K	\$850K
	1214, 30 Thunder Grve	Condo	2	2	7	\$328K	\$373K
6 June, 2017	8 Norhead Ave	Detached	4	4	27	\$889K	\$890K
	89 Briarscross Blvd	Detached	5	5	13	\$1,250K	\$1,130K
7 June, 2017	2 Thunder Grve	Townhouse	3	2	35	\$600K	\$686K
	1409, 2365 Kennedy Rd	Condo	2	2	5	\$370K	\$366K
8 June, 2017	108, 2365 Kennedy Rd	Condo	3	2	6	\$440K	\$427K
	606, 5001 Finch Ave E	Condo	2	2	9	\$399K	\$415K
9 June, 2017	620, 2627 Mccowan Rd	Condo	1	1	8	\$330K	\$313K
12 June, 2017	808, 2628 Mccowan Rd	Condo	2	2	6	\$416K	\$400K
	1128 Huntingwood Dr	Townhouse	3	4	12	\$658K	\$610K
13 June, 2017	#62, 175 Alexmuir Blvd	Townhouse	3	2	24	\$600K	\$580K
16 June, 2017	23 Cudham Dr	Detached	4	3	11	\$1,159K	\$1,095K
19 June, 2017	2005, 125 Village Green Sq, Toronto	Condo	2	2	1	\$440K	\$439K
23 June, 2017	82 Dunmail Dr	Townhouse	3	3	10	\$599K	\$706K
	1713, 2627 Mccowan Rd	Condo	1	2	21	\$339K	\$351K
26 June, 2017	102, 5225 Finch Ave E	Condo	2	1	33	\$300K	\$296K
	1620, 2627 Mccowan Rd	Condo	1	1	13	\$330K	\$331K
27 June, 2017	408, 30 Thunder Grve	Condo	2	2	21	\$439K	\$401K

Data

Month, Day, Year of Sold Date	Address1	Property Type	Bedrooms	Washrooms	Days on the Market	List Price	Sold Price
28 June, 2017	52, 55 Brimwood Blvd	Townhouse	4	3	12	\$600K	\$625K
30 June, 2017	1103, 1 Reidmount Ave	Condo	3	2	9	\$350K	\$350K
1 July, 2017	11 Norhead Ave	Detached	4	4	19	\$999K	\$928K
4 July, 2017	1609, 2627 Mccowan Rd	Condo	1	2	10	\$339K	\$333K
6 July, 2017	339, 5225 Finch Ave E	Condo	2	2	35	\$399K	\$382K
14 July, 2017	23 Bethany Leigh Dr	Other	4	4	28	\$870K	\$870K
	85, 25 Brimwood Blvd	Townhouse	4	2	18	\$599K	\$575K
	316, 2628 Mccowan Rd	Condo	2	2	28	\$400K	\$405K
25 July, 2017	8 White Heather Blvd E	Detached	4	4	66	\$1,199K	\$1,150K
26 July, 2017	1414, 30 Thunder Grve	Condo	2	2	21	\$340K	\$342K
27 July, 2017	14, 20 Brimwood Blvd	Townhouse	3	2	15	\$525K	\$529K
	1113, 5001 Finch Ave E	Condo	2	2	47	\$399K	\$387K
	P7, 1703 Mccowan Rd	Condo	2	1	15	\$269K	\$254K
28 July, 2017	136 Haven Hill Sq	Detached	4	4	17	\$699K	\$850K
	201, 4727 Sheppard Ave E	Condo	2	2	21	\$360K	\$340K
	Ph12, 2628 Mccowan Rd	Condo	2	2	23	\$416K	\$415K
31 July, 2017	20, 15 Brimwood Blvd	Townhouse	3	2	21	\$535K	\$517K
	610, 125 Village Green Sq	Condo	2	2	19	\$490K	\$487K
1 August, 2017	1206, 5001 Finch Ave E	Condo	2	2	18	\$419K	\$412K
3 August, 2017	22 Amanda Dr	Detached	4	3	34	\$859K	\$819K
	Lph 10, 2627 Mccowan Rd	Condo	1	1	52	\$368K	\$359K
4 August, 2017	27 Redhead Cres	Other	3	3	9	\$688K	\$680K
8 August, 2017	80 Brimwood Blvd	Other	4	3	55	\$738K	\$713K
9 August, 2017	67, 20 Brimwood Blvd	Townhouse	3	3	14	\$539K	\$535K
	410, 2365 Kennedy Rd E	Condo	3	2	62	\$449K	\$420K
10 August, 2017	710, 80 Alton Towers Circ	Condo	2	2	25	\$399K	\$395K
12 August, 2017	1609, 5001 Finch Ave	Condo	2	2	16	\$430K	\$410K
15 August, 2017	210, 30 Thunder Grve	Condo	2	2	46	\$400K	\$390K

Data

Month, Day, Year of Sold Date	Address1	Property Type	Bedrooms	Washrooms	Days on the Market	List Price	Sold Price
17 August, 2017	18 Leeswood Cres	Detached	3	3	8	\$888K	\$898K
	40 Big Red Ave	Other	3	2	3	\$745K	\$730K
	2005, 125 Village Green Sq	Condo	2	2	28	\$430K	\$415K
19 August, 2017	1610, 5039 Finch Ave E	Condo	2	2	19	\$429K	\$415K
20 August, 2017	512, 100 Scottfield Dr	Other	1	1	18	\$218K	\$215K
21 August, 2017	62 Briarscross Blvd	Detached	4	3	5	\$960K	\$940K
26 August, 2017	1804, 30 Thunder Grve	Condo	2	2	23	\$399K	\$387K
30 August, 2017	45, 90 Crockamhill Dr	Townhouse	3	2	23	\$500K	\$500K
	61, 1131 Sandhurst Circ	Townhouse	3	2	51	\$530K	\$520K
31 August, 2017	103 Bushmills Sq	Detached	3	3	13	\$810K	\$826K
	326 Chartland Blvd S	Detached	4	3	72	\$949K	\$880K
	414, 5235 Finch Ave E	Condo	2	2	17	\$390K	\$375K
1 September, 2017	1112, 30 Thunder Grve	Condo	2	2	22	\$379K	\$349K
	1114, 30 Thunder Grve	Condo	2	2	10	\$329K	\$305K
2 September, 2017	#38, 175 Alexmuir Blvd	Townhouse	3	2	23	\$610K	\$585K
6 September, 2017	61, 435 Middlefield Rd	Townhouse	3	4	14	\$650K	\$645K
7 September, 2017	122 Rooksnest Tr	Detached	4	3	23	\$800K	\$830K
9 September, 2017	44 Bridley Dr	Detached	4	3	44	\$850K	\$825K
11 September, 2017	35, 1121 Sandhurst Circ	Townhouse	3	2	25	\$530K	\$520K
	1008, 2628 Mccowan Rd	Condo	2	2	34	\$400K	\$375K
12 September, 2017	34 Ashridge Dr	Other	3	4	18	\$790K	\$780K
	84 Brimwood Blvd	Other	3	2	14	\$738K	\$672K
13 September, 2017	15 Thunder Grve	Townhouse	3	2	9	\$500K	\$570K
	46 Lady Churchill Crt	Semi-Detached	3	4	19	\$836K	\$810K
15 September, 2017	813, 90 Scottfield Drive Dr	Other	1	1	97	\$222K	\$210K
17 September, 2017	139, 1131 Sandhurst Circ	Townhouse	3	2	37	\$518K	\$505K
21 September, 2017	188 Carolbreen Sq	Semi-Detached	4	3	63	\$798K	\$752K
26 September, 2017	2002, 80 Alton Towers Circ	Condo	2	2	29	\$389K	\$360K

Data

Month, Day, Year of Sold Date	Address1	Property Type	Bedrooms	Washrooms	Days on the Market	List Price	Sold Price
27 September, 2017	1820, 2627 Mccowan Rd	Condo	1	1	47	\$349K	\$328K
28 September, 2017	208, 5235 Finch Ave	Condo	2	1	36	\$365K	\$360K
30 September, 2017	67 Rooksnest Tr	Semi-Detached	3	2	25	\$600K	\$588K
2 October, 2017	56 Pebblehill Sq	Detached	3	3	7	\$700K	\$899K
	78 Crockamhill Dr	Townhouse	3	2	28	\$550K	\$528K
6 October, 2017	126 Alexmuir Blvd	Detached	3	4	74	\$998K	\$951K
10 October, 2017	24 Blue Eagle Tr	Other	4	4	8	\$800K	\$795K
	28 Obris Cres	Detached	3	3	15	\$900K	\$870K
12 October, 2017	30, 90 Crockamhill Dr	Townhouse	3	3	20	\$549K	\$538K
16 October, 2017	57 Dragoon Cres	Townhouse	3	3	1	\$680K	\$600K
17 October, 2017	83, 25 Brimwood Blvd	Townhouse	3	2	62	\$589K	\$550K
18 October, 2017	5 Ashridge Dr	Semi-Detached	3	3	12	\$600K	\$670K
	1168 Huntingwood Dr	Detached	5	3	43	\$900K	\$850K
20 October, 2017	802, 2628 Mccowan Rd	Condo	2	2	25	\$416K	\$406K
23 October, 2017	53 Dunsdale Sq	Detached	4	4	6	\$700K	\$830K
	58 Kennaley Cres	Townhouse	3	3	28	\$669K	\$652K
24 October, 2017	2206 Brimley Rd	Detached	3	1	7	\$650K	\$630K
25 October, 2017	27 South Shields Ave	Semi-Detached	3	3	8	\$799K	\$750K
26 October, 2017	306, 5235 Finch Ave E	Condo	2	1	79	\$369K	\$351K
28 October, 2017	28, 15 Brimwood Blvd	Townhouse	3	2	17	\$568K	\$550K
	3821, 135 Village Green Sq	Condo	1	1	23	\$384K	\$375K
31 October, 2017	511, 100 Scottfield Dr	Other	1	1	43	\$218K	\$215K
1 November, 2017	48 Path Hill Pl	Detached	3	4	5	\$750K	\$780K
	1508, 2627 Mccowan Rd	Condo	1	2	14	\$365K	\$360K
3 November, 2017	107, 5225 Finch Ave E	Condo	1	1	32	\$299K	\$290K
	119 Crockamhill Dr	Semi-Detached	4	3	43	\$800K	\$770K
4 November, 2017	510, 2628 Mccowan Rd	Condo	2	2	10	\$415K	\$400K
	#73, 201 Alexmuir Blvd	Townhouse	3	2	25	\$548K	\$550K

Data

Month, Day, Year of Sold Date	Address1	Property Type	Bedrooms	Washrooms	Days on the Market	List Price	Sold Price
6 November, 2017	84, 25 Brimwood Blvd	Townhouse	3	2	24	\$566K	\$550K
7 November, 2017	2103, 125 Village Green Sq	Condo	3	2	34	\$539K	\$520K
9 November, 2017	65 Kenhatch Blvd	Semi-Detached	3	4	9	\$700K	\$695K
	335, 5225 Finch Ave E	Condo	2	2	14	\$360K	\$351K
12 November, 2017	31 Statesman Sq	Detached	4	4	68	\$1,030K	\$1,053K
15 November, 2017	301, 30 Thunder Grve	Condo	2	2	3	\$369K	\$369K
	414, 5225 Finch Ave E	Condo	2	1	16	\$340K	\$333K
17 November, 2017	50 Ulysses Pl	Detached	4	3	7	\$875K	\$835K
	61 Danjohn Cres	Detached	3	4	106	\$850K	\$829K
	72 Dragoon Cres	Semi-Detached	3	3	9	\$599K	\$652K
18 November, 2017	810, 5039 Finch Ave E	Condo	2	2	21	\$430K	\$425K
22 November, 2017	21 Brimstone Cres	Detached	3	3	20	\$740K	\$700K
	58A Knockbolt Cres	Detached	4	5	27	\$1,000K	\$975K
	83 Briarscross Blvd	Detached	4	4	25	\$998K	\$968K
	112 Dunmail Dr	Townhouse	3	3	6	\$598K	\$665K
23 November, 2017	4, 15 Brimwood Blvd	Townhouse	4	3	23	\$500K	\$480K
26 November, 2017	124 Valdor Dr	Semi-Detached	4	4	11	\$700K	\$700K
28 November, 2017	155 Carolbreen Sq	Semi-Detached	3	2	21	\$739K	\$729K
29 November, 2017	18 Ulysses Pl	Semi-Detached	4	2	60	\$788K	\$735K
30 November, 2017	Th08, 2627 Mccowan Rd	Townhouse	2	3	24	\$515K	\$507K
2 December, 2017	#14, 1500 Sandhurst Circ	Townhouse	4	3	12	\$549K	\$530K
3 December, 2017	58, 20 Brimwood Blvd	Townhouse	3	3	11	\$539K	\$525K
4 December, 2017	71A Montezuma Tr	Townhouse	3	3	9	\$539K	\$711K
	83 Brimwood Blvd	Townhouse	4	4	145	\$615K	\$600K
	2017, 2627 Mccowan Rd	Condo	2	2	10	\$453K	\$445K
6 December, 2017	905, 30 Thunder Grve	Condo	2	2	19	\$379K	\$375K
8 December, 2017	87 Valdor Dr	Townhouse	3	4	5	\$650K	\$638K
10 December, 2017	4, 30 Buddleswood Crt	Townhouse	3	3	13	\$549K	\$560K

Data

Month, Day, Year of Sold Date	Address1	Property Type	Bedrooms	Washrooms	Days on the Market	List Price	Sold Price
10 December, 2017	16 Lady Sarah Cres	Detached	4	4	33	\$750K	\$722K
	23 Leeswood Cres	Detached	4	5	9	\$1,050K	\$999K
	129, 195 Alexmuir Blvd	Townhouse	3	2	6	\$568K	\$560K
11 December, 2017	40 Kennaley Cres	Townhouse	3	3	4	\$589K	\$650K
12 December, 2017	230 Chartland Blvd S	Detached	4	3	90	\$990K	\$842K
13 December, 2017	1902, 4101 Sheppard Ave E	Condo	3	2	62	\$350K	\$332K
15 December, 2017	8, 30 Buddleswood Crt	Townhouse	3	2	15	\$629K	\$616K
19 December, 2017	60 Kennaley Cres	Townhouse	3	2	7	\$638K	\$630K
	907, 5001 Finch Ave E	Condo	2	2	44	\$410K	\$397K
20 December, 2017	701, 2627 Mccowan Rd	Condo	1	1	2	\$339K	\$339K
22 December, 2017	1207, 5001 Finch Ave E	Condo	2	2	61	\$425K	\$413K
23 December, 2017	121, 5235 Finch Ave E	Condo	2	2	22	\$370K	\$368K
27 December, 2017	2705, 125 Village Green Sq	Condo	2	2	7	\$429K	\$435K
2 January, 2018	2006, 5039 Finch Ave	Condo	2	2	34	\$429K	\$420K
18 January, 2018	22 Havendale Rd	Detached	3	3	15	\$1,095K	\$1,150K
	69 Shootfield Cres	Semi-Detached	3	3	41	\$729K	\$719K
22 January, 2018	34 Wellpark Blvd	Detached	4	3	66	\$888K	\$800K
	503, 2628 Mccowan Rd	Condo	3	2	90	\$400K	\$400K
6 February, 2018	100 Bushmills Sq	Detached	4	4	81	\$1,057K	\$1,018K
9 February, 2018	43 Shootfield Cres	Townhouse	2	2	4	\$644K	\$630K
	65 Amanda Dr	Detached	5	3	102	\$940K	\$915K
13 February, 2018	85, 1131 Sandhurst Circ	Townhouse	3	2	67	\$568K	\$552K
14 February, 2018	10 Tooklea Cres	Other	3	3	86	\$759K	\$733K
15 February, 2018	2010, 2627 Mccowan Rd	Condo	1	1	3	\$369K	\$357K
16 February, 2018	4, 55 Brimwood Blvd	Townhouse	4	3	14	\$500K	\$510K
20 February, 2018	411, 5235 Finch Ave E	Condo	2	2	8	\$370K	\$370K
2 March, 2018	20 Danjohn Cres	Detached	3	4	45	\$880K	\$848K
3 March, 2018	511, 30 Thunder Grve	Condo	2	2	8	\$389K	\$375K

Data

Month, Day, Year of Sold Date	Address1	Property Type	Bedrooms	Washrooms	Days on the Market	List Price	Sold Price
5 March, 2018	19 Buckhurst Cres	Semi-Detached	4	3	45	\$735K	\$685K
	107 Rooksnest Tr	Semi-Detached	3	2	26	\$700K	\$685K
8 March, 2018	22, 175 Alexmuir Blvd	Townhouse	3	3	8	\$569K	\$620K
11 March, 2018	46, 15 Brimwood Blvd	Townhouse	3	2	10	\$568K	\$550K
13 March, 2018	59 Redhead Cres	Detached	3	2	7	\$600K	\$648K
14 March, 2018	22 Buckhurst Cres	Detached	4	4	28	\$865K	\$835K
15 March, 2018	611, 5001 Finch Ave E	Condo	3	2	111	\$459K	\$437K
16 March, 2018	61 Montezuma Tr	Detached	3	3	22	\$739K	\$700K
17 March, 2018	24 Ulysses Pl	Semi-Detached	3	4	1	\$769K	\$734K
21 March, 2018	73 Longsword Dr	Detached	3	4	8	\$750K	\$771K
	915, 2628 Mccowan Rd N	Condo	2	2	13	\$400K	\$397K
22 March, 2018	15 Dibgate Blvd	Semi-Detached	3	3	43	\$720K	\$680K
23 March, 2018	39 Blue Eagle Tr	Semi-Detached	3	3	2	\$638K	\$688K
24 March, 2018	18 Broomfield Dr	Semi-Detached	3	3	35	\$740K	\$730K
28 March, 2018	45 Montezuma Tr	Semi-Detached	3	3	7	\$690K	\$760K