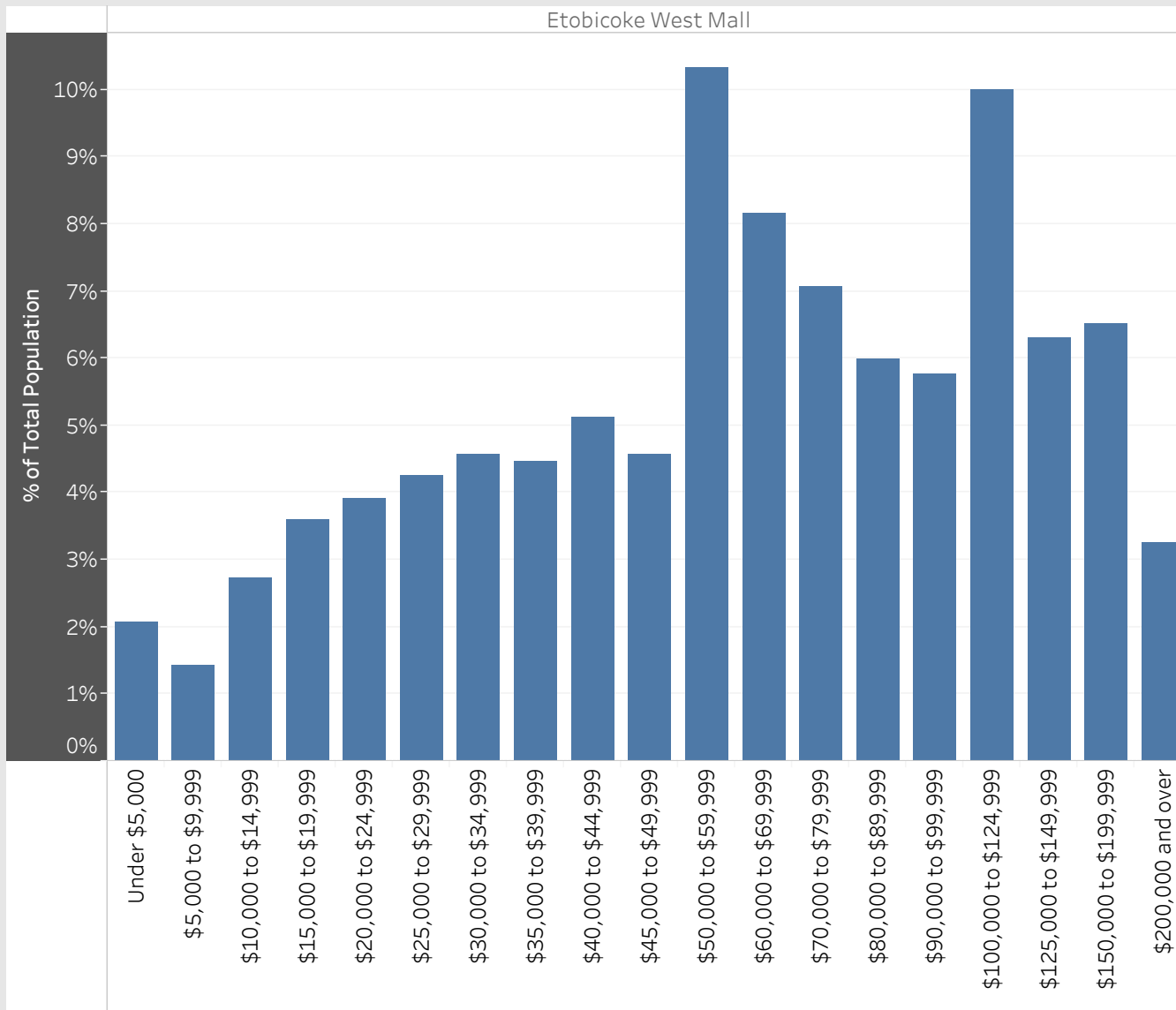


Etobicoke West Mall
Neighbourhood Breakdown
July 1st, 2015 - March 31st, 2018

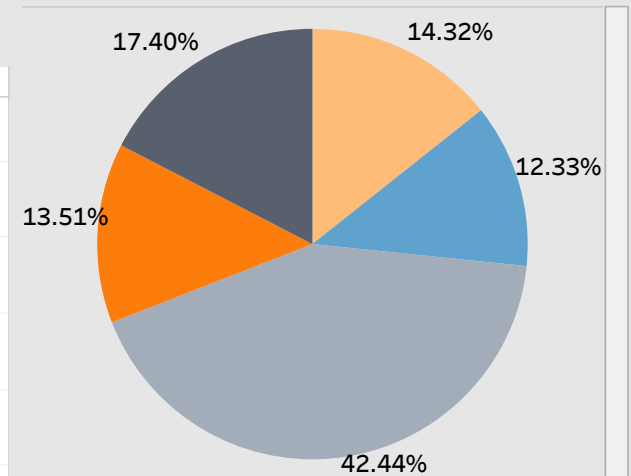


2016 StatsCan Data

Household Income in Etobicoke West Mall



Age

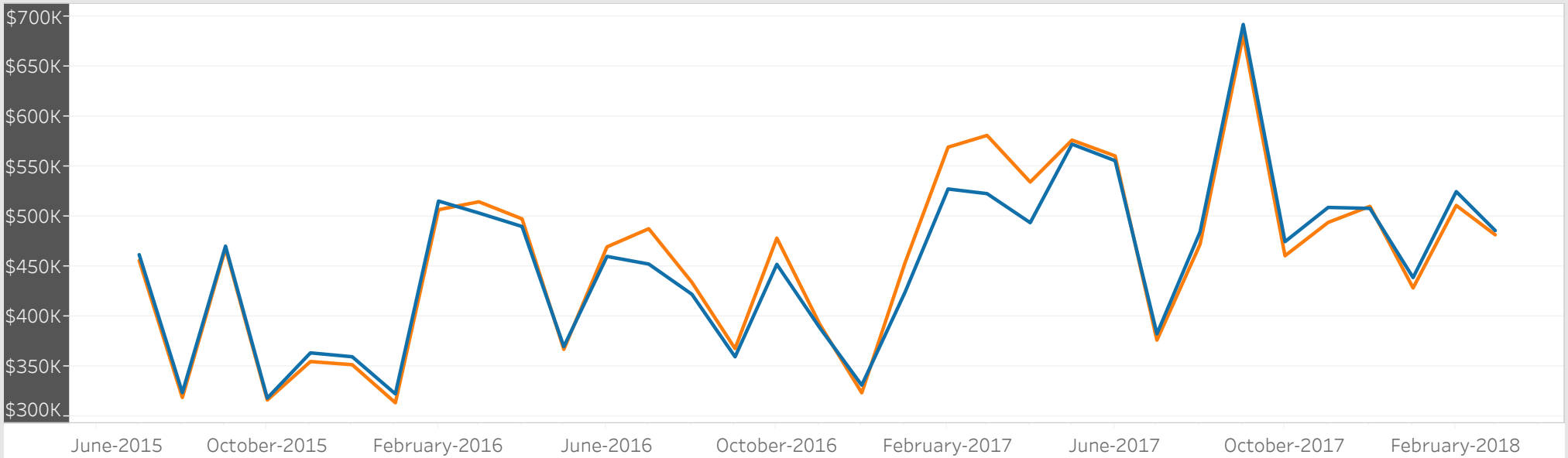


- Children (0-14 years)
- Youth (15-24 years)
- Working Age (25-54 years)
- Pre-retirement (55-64 years)
- Seniors (65+ years)

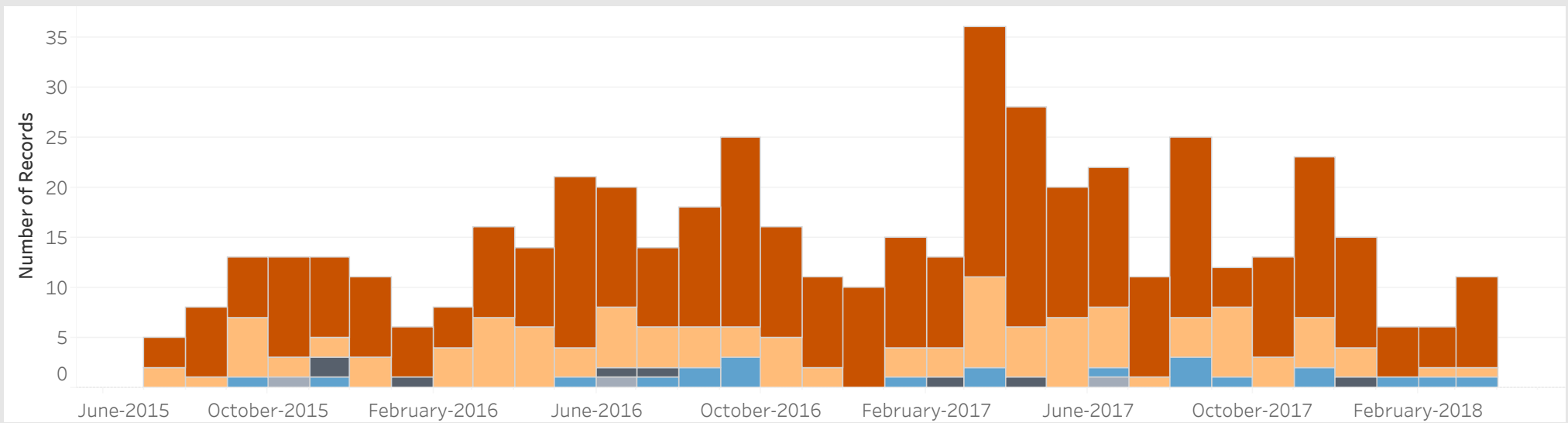
Visible Minorities

Not a visible minority	60.57%
South Asian	10.15%
Black	6.88%
Filipino	5.53%
Latin American	3.88%
Chinese	2.92%
Korean	2.57%
West Asian	2.53%
Arab	1.48%
Southeast Asian	1.35%
Visible minority; n.i.e.	1.00%
Multiple visible minorities	0.87%
Japanese	0.26%

Average Sold Price vs. Average Ask Price in Etobicoke West Mall



Properties Sold in Etobicoke West Mall by Month



Data

Month, Day, Year of Sold Date	Address1	Property Type	Bedrooms	Washrooms	Days on the Market	List Price	Sold Price
2 July, 2015	20 Crendon Dr, Toronto	Detached	3	1	23	\$670K	\$650K
7 July, 2015	207, 6 Eva Rd, Toronto	Condo	2	1	82	\$289K	\$271K
9 July, 2015	23 Groverdale Rd, Toronto	Detached	3	2	4	\$711K	\$720K
12 July, 2015	93 Permfield Path, Toronto	Condo	3	2	18	\$400K	\$399K
26 July, 2015	613, 475 The West Mall , Toronto	Condo	2	1	4	\$240K	\$240K
4 August, 2015	23 Guernsey Dr, Toronto	Detached	4	2	1	\$700K	\$730K
6 August, 2015	1214, 475 The West Mall Dr, Toronto	Condo	2	2	24	\$280K	\$277K
	2225, 2 Eva Rd, Toronto	Condo	1	2	65	\$350K	\$326K
9 August, 2015	1908, 511 The West Mall , Toronto	Condo	3	2	25	\$240K	\$230K
15 August, 2015	310, 551 The West Mall Ave, Toronto	Condo	3	1		\$250K	\$245K
17 August, 2015	701, 475 The West Mall Dr, Toronto	Condo	2	1	27	\$289K	\$280K
22 August, 2015	901, 451 The West Mall , Toronto	Condo	3	1	19	\$205K	\$198K
31 August, 2015	1105, 625 The West Mall , Toronto	Condo	3	2	57	\$280K	\$270K
3 September, 2015	57 Odessa Ave, Toronto	Detached	3	2	10	\$629K	\$633K
11 September, 2015	399 Burnhamthorpe Rd, Toronto	Detached	4	2	12	\$759K	\$740K
13 September, 2015	40, 46 Permfield Path, Toronto	Townhouse	4	2	13	\$399K	\$399K
14 September, 2015	6 Monet Ave, Toronto	Detached	3	2	34	\$749K	\$715K
	307, 820 Burnhamthorpe Rd, Toronto	Condo	2	2	19	\$335K	\$326K
15 September, 2015	54 Rossburn Dr, Toronto	Detached	3	2	7	\$639K	\$709K
18 September, 2015	19 Elderfield Cres, Toronto	Detached	3	2	18	\$679K	\$665K
21 September, 2015	1020, 451 The West Mall , Toronto	Condo	3	1	33	\$169K	\$155K
23 September, 2015	23 Sealcove Dr, Toronto	Detached	3	2	9	\$649K	\$638K
	814, 451 The West Mall , Toronto	Condo	3	1	28	\$210K	\$209K
24 September, 2015	1128, 2 Eva Rd, Toronto	Condo	1	1	52	\$280K	\$273K
27 September, 2015	906, 820 Burnhamthorpe Rd, Toronto	Condo	2	2	12	\$340K	\$347K
29 September, 2015	709, 6 Eva Rd, Toronto	Condo	2	1	74	\$279K	\$275K
4 October, 2015	210, 346 The West Mall , Toronto	Other	1	1	38	\$200K	\$199K
6 October, 2015	39 Sealcove Dr, Toronto	Detached	3	2	3	\$670K	\$722K

Data

Month, Day, Year of Sold Date	Address1	Property Type	Bedrooms	Washrooms	Days on the Market	List Price	Sold Price
8 October, 2015	601, 6 Eva Rd, Toronto	Condo	2	1	76	\$284K	\$279K
9 October, 2015	618, 451 The West Mall , Toronto	Condo	3	1	32	\$170K	\$159K
12 October, 2015	803, 6 Eva Rd, Toronto	Condo	2	1	66	\$269K	\$265K
13 October, 2015	226, 2 Eva Rd, Toronto	Condo	1	1	29	\$249K	\$245K
	616, 475 The West Mall Dr, Toronto	Condo	2	1	7	\$275K	\$275K
14 October, 2015	809, 6 Eva Rd, Toronto	Condo	2	1	10	\$280K	\$273K
26 October, 2015	29 Sealcove Dr, Toronto	Detached	3	2	12	\$649K	\$635K
	410, 475 The West Mall , Toronto	Condo	2	1	70	\$260K	\$258K
	908, 511 The West Mall , Toronto	Condo	3	2	60	\$235K	\$226K
27 October, 2015	1025, 2 Eva Rd, Toronto	Condo	1	2	54	\$344K	\$328K
28 October, 2015	602, 6 Eva Rd, Toronto	Condo	2	1	70	\$260K	\$255K
3 November, 2015	320, 451 The West Mall Dr, Toronto	Condo	1	1	32	\$165K	\$160K
4 November, 2015	1001, 451 The West Mall Rd, Toronto	Condo	2	1	24	\$235K	\$226K
5 November, 2015	1420, 551 The West Mall Dr, Toronto	Condo	2	1	30	\$240K	\$236K
7 November, 2015	16 Beckenham Crt, Toronto	Semi-Detached	4	2	33	\$569K	\$549K
9 November, 2015	1210, 451 The West Mall , Toronto	Condo	3	1	14	\$160K	\$170K
	1511, 215 Sherway Gardens Rd, Toronto	Condo	1	1	27	\$285K	\$283K
11 November, 2015	515, 475 The West Mall , Toronto	Condo	2	1	3	\$235K	\$230K
12 November, 2015	53 Permfield Path, Toronto	Townhouse	4	2	33	\$369K	\$365K
17 November, 2015	551 The West Mall, #220 , Toronto	Condo	2	1	42	\$200K	\$175K
19 November, 2015	62 Guernsey Dr, Toronto	Semi-Detached	3	2	9	\$569K	\$587K
22 November, 2015	202, 475 The West Mall , Toronto	Condo	2	1	66	\$260K	\$255K
24 November, 2015	612 Burnhamthorpe Rd, Toronto	Detached	3	1	15	\$595K	\$582K
28 November, 2015	25 Elderfield Cres, Toronto	Detached	4	4	36	\$849K	\$800K
1 December, 2015	34 Hernshaw Cres, Toronto	Detached	3	2	14	\$659K	\$665K
4 December, 2015	10 Endwood Rd, Toronto	Detached	3	2	40	\$669K	\$625K
13 December, 2015	17 Rathgar Ave, Toronto	Detached	3	2	34	\$650K	\$624K
14 December, 2015	909, 451 The West Mall , Toronto	Condo	3	1	15	\$240K	\$238K

Data

Month, Day, Year of Sold Date	Address1	Property Type	Bedrooms	Washrooms	Days on the Market	List Price	Sold Price
14 December, 2015	1921, 2 Eva Rd, Toronto	Condo	1	1	32	\$280K	\$276K
15 December, 2015	527, 2 Eva Rd, Toronto	Condo	1	1	43	\$250K	\$250K
17 December, 2015	922, 2 Eva Rd, Toronto	Condo	1	2	56	\$298K	\$293K
20 December, 2015	1111, 475 The West Mall Dr, Toronto	Condo	2	2	12	\$270K	\$270K
21 December, 2015	621, 451 The West Mall Rd, Toronto	Condo	2	1	11	\$200K	\$199K
24 December, 2015	720, 451 The West Mall , Toronto	Condo	3	1	35	\$175K	\$171K
27 December, 2015	362 The East Mall , Toronto	Condo	2	2	45	\$270K	\$262K
8 January, 2016	1329, 2 Eva Rd, Toronto	Condo	1	2	31	\$339K	\$335K
17 January, 2016	921, 551 The West Mall , Toronto	Condo	2	1	13	\$260K	\$250K
18 January, 2016	902, 551 The West Mall , Toronto	Condo	2	1	37	\$259K	\$260K
27 January, 2016	103 Wareside Rd	Semi-Detached	4	2	71	\$613K	\$596K
29 January, 2016	1510, 551 The West Mall Dr	Condo	2	1	18	\$235K	\$224K
	1614, 551 The West Mall	Condo	2	1	15	\$232K	\$220K
2 February, 2016	809, 451 The West Mall	Condo	2	1	42	\$230K	\$225K
3 February, 2016	25 Bloorlea Cres	Detached	4	2	23	\$925K	\$900K
10 February, 2016	630, 2 Eva Rd	Condo	1	1	59	\$270K	\$262K
	#110, 627 The West Mall	Condo	2	1	26	\$215K	\$185K
24 February, 2016	74 Crendon Dr	Detached	3	2	7	\$690K	\$727K
	308, 6 Eva Rd	Condo	2	2	76	\$335K	\$330K
26 February, 2016	583 Burnhamthorpe Rd	Detached	3	3	7	\$690K	\$640K
28 February, 2016	19 Mooreshead Dr	Detached	3	2	4	\$769K	\$785K
5 March, 2016	33 Carsbrooke Rd	Detached	3	2	14	\$730K	\$749K
6 March, 2016	55 Mulgrove Dr	Detached	3	4	9	\$700K	\$779K
8 March, 2016	920, 475 The West Mall	Condo	2	1	60	\$258K	\$248K
10 March, 2016	363 Renforth Dr	Detached	3	5	3	\$829K	\$850K
13 March, 2016	26 Elderfield Cres	Detached	4	3	3	\$970K	\$1,100K
15 March, 2016	5 Mayland Ave	Detached	3	3	14	\$899K	\$854K
	709, 7 Michael Power Pl	Condo	1	1	13	\$270K	\$269K

Data

Month, Day, Year of Sold Date	Address1	Property Type	Bedrooms	Washrooms	Days on the Market	List Price	Sold Price
16 March, 2016	818, 475 The West Mall	Condo	2	1	5	\$260K	\$255K
21 March, 2016	1908, 511 The West Mall	Condo	2	2	37	\$290K	\$288K
24 March, 2016	220, 451 The West Mall St	Condo	1	1	57	\$168K	\$160K
	405, 475 The West Mall Rd	Condo	2	1	15	\$300K	\$292K
	1807, 511 The West Mall	Condo	3	2	3	\$280K	\$255K
28 March, 2016	34 Crendon Dr	Detached	3	2	5	\$699K	\$740K
29 March, 2016	28 Sealcove Dr	Detached	3	2	8	\$789K	\$780K
31 March, 2016	412, 475 The West Mall Rd	Condo	3	2	2	\$305K	\$306K
	708, 6 Eva Rd	Condo	2	2	32	\$310K	\$310K
2 April, 2016	306, 475 The West Mall	Condo	2	1	15	\$265K	\$265K
4 April, 2016	1514, 451 The West Mall	Condo	2	1	40	\$235K	\$228K
8 April, 2016	411, 625 The West Mall	Condo	3	2	90	\$309K	\$293K
9 April, 2016	310, 511 The West Mall	Condo	3	2	23	\$310K	\$297K
11 April, 2016	2205, 6 Eva Rd	Condo	2	2	25	\$349K	\$329K
15 April, 2016	23 Mooreshead Dr	Detached	3	2	24	\$799K	\$790K
18 April, 2016	8 Wareside Rd	Detached	3	2	7	\$729K	\$736K
20 April, 2016	45 Bridgetown Dr	Detached	3	3	7	\$649K	\$761K
22 April, 2016	110, 451 The West Mall	Condo	1	1	6	\$165K	\$154K
24 April, 2016	31 Elderfield Cres	Detached	4	3	11	\$998K	\$998K
25 April, 2016	1826, 2 Eva Rd	Condo	2	2	3	\$340K	\$338K
	2023, 2 Eva Rd	Condo	1	1	13	\$286K	\$278K
26 April, 2016	31 Mulgrove Dr	Detached	3	2	8	\$728K	\$828K
28 April, 2016	216 The West Mall Rd	Detached	3	2	42	\$699K	\$672K
4 May, 2016	502, 6 Eva Rd	Condo	1	1	13	\$265K	\$263K
5 May, 2016	703, 551 The West Mall	Condo	2	1	35	\$235K	\$225K
6 May, 2016	220, 551 The West Mall	Condo	2	1	3	\$265K	\$274K
7 May, 2016	2003, 511 The West Mall	Condo	3	2	4	\$350K	\$335K
8 May, 2016	607, 6 Eva Rd	Condo	2	2	159	\$330K	\$325K

Data

Month, Day, Year of Sold Date	Address1	Property Type	Bedrooms	Washrooms	Days on the Market	List Price	Sold Price
11 May, 2016	66 Permfield Path	Townhouse	4	2	1	\$399K	\$463K
13 May, 2016	901, 551 The West Mall	Condo	2	1	18	\$252K	\$247K
14 May, 2016	19 Mayland Ave	Detached	3	2	2	\$760K	\$792K
16 May, 2016	521, 2 Eva Rd	Condo	1	1	27	\$289K	\$283K
19 May, 2016	403, 205 Sherway Gardens Rd	Condo	1	1	13	\$300K	\$298K
21 May, 2016	1 Guernsey Dr	Detached	3	2	25	\$899K	\$880K
25 May, 2016	501, 6 Eva Rd	Condo	1	1	37	\$285K	\$280K
	1030, 2 Eva Rd	Condo	1	1	98	\$270K	\$256K
26 May, 2016	1006, 6 Eva Rd	Condo	2	2	28	\$347K	\$339K
	1013, 475 The West Mall	Condo	2	1	7	\$309K	\$305K
27 May, 2016	1010, 551 The West Mall	Condo	2	1	80	\$239K	\$233K
	1228, 2 Eva Rd	Condo	1	1	14	\$285K	\$282K
	1607, 551 The West Mall Dr	Condo	2	1	37	\$250K	\$230K
30 May, 2016	14 Glos Rd	Detached	3	2	16	\$799K	\$795K
31 May, 2016	1021, 551 The West Mall	Condo	2	1	36	\$277K	\$269K
	1125, 2 Eva Rd	Condo	2	2	22	\$369K	\$342K
2 June, 2016	14 Embers Dr	Detached	3	2	9	\$729K	\$865K
3 June, 2016	26 Mulgrove Dr	Detached	3	2	7	\$750K	\$765K
6 June, 2016	1411, 6 Eva Rd	Condo	1	1	18	\$277K	\$270K
7 June, 2016	511, 451 The West Mall	Condo	3	2	18	\$319K	\$305K
8 June, 2016	612, 451 The West Mall	Condo	1	1	35	\$165K	\$164K
12 June, 2016	912, 551 The West Mall	Condo	2	1	11	\$267K	\$263K
	1421, 551 The West Mall	Condo	2	1	3	\$258K	\$258K
13 June, 2016	23 Elderfield Cres	Detached	4	4	25	\$1,100K	\$1,055K
	502, 346 The West Mall	Other	2	1	29	\$300K	\$295K
	2224, 2 Eva Rd	Condo	2	2	63	\$330K	\$320K
15 June, 2016	931, 2 Eva Dr	Condo	1	1	2	\$300K	\$285K
16 June, 2016	416, 551 The West Mall	Condo	2	1	22	\$245K	\$245K

Data

Month, Day, Year of Sold Date	Address1	Property Type	Bedrooms	Washrooms	Days on the Market	List Price	Sold Price
16 June, 2016	704, 6 Eva Rd	Condo	1	1	43	\$285K	\$283K
17 June, 2016	17 Rathgar Ave	Detached	3	4	9	\$908K	\$890K
21 June, 2016	22 Guernsey Dr	Semi-Detached	3	1	5	\$549K	\$638K
22 June, 2016	1504, 511 The West Mall	Condo	3	2	8	\$300K	\$330K
25 June, 2016	203, 625 The West Mall	Condo	3	2	3	\$329K	\$325K
27 June, 2016	217, 551 The West Mall	Condo	2	1	15	\$255K	\$249K
28 June, 2016	401 Renforth Dr	Detached	3	2	27	\$739K	\$709K
30 June, 2016	74 Crendon Dr	Detached	3	2	6	\$799K	\$880K
6 July, 2016	24 Guernsey Dr	Semi-Detached	4	2	9	\$689K	\$720K
7 July, 2016	219, 551 The West Mall	Condo	3	2	11	\$335K	\$345K
	408, 511 The West Mall	Condo	2	2	24	\$260K	\$250K
8 July, 2016	502, 627 The West Mall	Condo	3	2	43	\$315K	\$310K
	1617, 475 The West Mall	Condo	3	2	17	\$287K	\$280K
10 July, 2016	814, 451 The West Mall	Condo	2	1	11	\$235K	\$226K
11 July, 2016	34 Tunbridge Cres	Detached	3	2	7	\$550K	\$751K
13 July, 2016	21 Mayland Ave	Detached	3	2	6	\$750K	\$822K
18 July, 2016	21 Rexton Rd	Detached	3	2	7	\$699K	\$820K
19 July, 2016	1005, 475 The West Mall	Condo	2	1	15	\$295K	\$305K
20 July, 2016	2524, 2 Eva Rd	Condo	2	2	8	\$315K	\$315K
26 July, 2016	130 Carsbrooke Rd	Detached	4	3	13	\$859K	\$950K
28 July, 2016	23, 160 Carsbrooke Rd	Townhouse	3	3	30	\$398K	\$389K
	1702, 511 The West Mall	Condo	3	2	3	\$349K	\$346K
2 August, 2016	1028, 2 Eva Rd	Condo	1	1	56	\$285K	\$276K
4 August, 2016	332 Renforth Dr	Detached	4	3	13	\$778K	\$712K
	1124, 2 Eva Rd	Condo	2	2	86	\$329K	\$310K
6 August, 2016	1222, 551 The West Mall	Condo	2	1	24	\$268K	\$257K
7 August, 2016	11 Carsbrooke Rd	Detached	3	2	4	\$725K	\$835K
	26 Permfield Path	Townhouse	3	2	10	\$440K	\$430K

Data

Month, Day, Year of Sold Date	Address1	Property Type	Bedrooms	Washrooms	Days on the Market	List Price	Sold Price
8 August, 2016	1501, 511 The West Mall Dr	Condo	3	2	19	\$295K	\$308K
9 August, 2016	728, 2 Eva Rd	Condo	1	1	3	\$295K	\$285K
13 August, 2016	910, 6 Eva Rd	Condo	2	2	8	\$329K	\$329K
15 August, 2016	36 Tunbridge Cres	Detached	3	2	7	\$749K	\$875K
16 August, 2016	307, 5101 Dundas St W	Condo	2	2	32	\$430K	\$421K
19 August, 2016	1127, 2 Eva Rd	Condo	1	1	7	\$270K	\$263K
22 August, 2016	907, 6 Eva Rd	Condo	2	2	16	\$349K	\$345K
23 August, 2016	617 Burnhamthorpe Rd	Detached	3	2	5	\$769K	\$882K
25 August, 2016	1406, 551 The West Mall Rd	Condo	2	1	14	\$280K	\$285K
26 August, 2016	1, 150 Carsbrooke Rd	Townhouse	4	3	16	\$459K	\$458K
	115, 451 The West Mall	Condo	2	1	10	\$259K	\$255K
31 August, 2016	1123, 2 Eva Rd	Condo	1	1	8	\$294K	\$292K
2 September, 2016	6 Eva Rd	Condo	1	1	11	\$266K	\$266K
	2424, 2 Eva Rd	Condo	2	2	36	\$360K	\$342K
6 September, 2016	1205, 6 Eva Rd	Condo	1	1	31	\$270K	\$268K
7 September, 2016	103, 475 The West Mall	Condo	2	1	1	\$289K	\$289K
	1212, 551 The West Mall	Townhouse	2	1	19	\$225K	\$225K
	2523, 2 Eva Rd	Condo	1	1	43	\$315K	\$308K
8 September, 2016	217, 6 Eva Rd	Condo	1	1	57	\$266K	\$262K
9 September, 2016	92 Permfield Path	Townhouse	3	3	35	\$450K	\$438K
	311, 475 The West Mall	Condo	3	2	8	\$280K	\$300K
11 September, 2016	1505, 551 The West Mall	Condo	2	1	2	\$240K	\$245K
12 September, 2016	1418, 475 The West Mall	Condo	2	1	6	\$220K	\$267K
13 September, 2016	8 Rexton Rd	Detached	3	2	7	\$749K	\$831K
15 September, 2016	1117, 551 The West Mall	Condo	2	1	23	\$273K	\$270K
16 September, 2016	79 Permfield Path	Townhouse	3	2	14	\$450K	\$449K
20 September, 2016	508, 551 The West Mall Rd	Condo	2	1	18	\$288K	\$285K
	715, 551 The West Mall	Condo	2	1	21	\$275K	\$273K

Data

Month, Day, Year of Sold Date	Address1	Property Type	Bedrooms	Washrooms	Days on the Market	List Price	Sold Price
21 September, 2016	2124, 2 Eva Rd	Condo	2	2	14	\$350K	\$339K
24 September, 2016	622, 2 Eva Rd	Condo	2	2	74	\$327K	\$318K
26 September, 2016	711, 451 The West Mall St	Condo	3	2	6	\$340K	\$337K
	802, 475 The West Mall Rd	Condo	2	1	13	\$305K	\$310K
28 September, 2016	19 Tranquil Dr	Detached	3	2	8	\$800K	\$837K
	48 Crendon Dr	Detached	4	3	6	\$700K	\$802K
	827, 2 Eva Rd	Condo	1	1	65	\$273K	\$268K
29 September, 2016	1927, 2 Eva Rd	Condo	2	2	34	\$370K	\$359K
	2401, 6 Eva Rd	Condo	1	2	23	\$319K	\$318K
4 October, 2016	1212, 475 The West Mall	Condo	3	2	6	\$289K	\$317K
5 October, 2016	4 Mayland Ave	Detached	3	2	7	\$700K	\$770K
	711, 6 Eva Rd	Condo	1	1	7	\$290K	\$285K
6 October, 2016	33 Mooreshead Dr	Detached	3	2	6	\$699K	\$840K
7 October, 2016	520, 475 The West Mall Dr	Condo	2	1	10	\$290K	\$300K
	1203, 6 Eva Rd	Condo	1	1	4	\$275K	\$275K
8 October, 2016	1001, 475 The West Mall Rd	Condo	2	1	6	\$300K	\$316K
16 October, 2016	307, 820 Burnhamthorpe Rd	Condo	3	2	10	\$489K	\$480K
18 October, 2016	11 Tunbridge Cres	Detached	3	2	6	\$799K	\$915K
21 October, 2016	110, 627 The West Mall Ave	Condo	2	1	28	\$350K	\$342K
	1323, 2 Eva Rd	Condo	1	1	10	\$289K	\$289K
23 October, 2016	16 Wareside Rd	Detached	3	2	3	\$729K	\$705K
24 October, 2016	619, 551 The West Mall Ave	Condo	3	2	67	\$329K	\$323K
26 October, 2016	37 Mooreshead Dr	Detached	4	1	7	\$749K	\$820K
27 October, 2016	2209, 6 Eva Rd W	Condo	1	1	3	\$300K	\$324K
31 October, 2016	2528, 2 Eva Rd	Condo	2	2	31	\$359K	\$354K
3 November, 2016	530, 2 Eva Rd	Condo	1	1	12	\$270K	\$275K
9 November, 2016	110, 451 The West Mall	Condo	1	1	16	\$210K	\$195K
	1017, 451 The West Mall St	Condo	2	1	15	\$265K	\$270K

Data

Month, Day, Year of Sold Date	Address1	Property Type	Bedrooms	Washrooms	Days on the Market	List Price	Sold Price
10 November, 2016	2125, 2 Eva Rd	Condo	2	2	29	\$350K	\$346K
13 November, 2016	20 Tranquil Dr	Detached	3	2	16	\$839K	\$895K
16 November, 2016	1005, 551 The West Mall	Condo	2	1	3	\$250K	\$253K
17 November, 2016	368 Renforth Dr	Detached	3	3	34	\$849K	\$840K
18 November, 2016	922, 551 The West Mall	Condo	2	1	23	\$293K	\$290K
21 November, 2016	903, 511 The West Mall	Condo	3	2	20	\$345K	\$340K
24 November, 2016	2008, 511 The West Mall	Condo	2	2	1	\$275K	\$284K
30 November, 2016	502, 475 The West Mall Rd	Condo	2	1	19	\$329K	\$325K
4 December, 2016	203, 51 Lady Bank Rd	Condo	1	1	43	\$334K	\$325K
	508, 6 Eva Rd	Condo	2	2	52	\$350K	\$345K
5 December, 2016	1507, 451 The West Mall	Condo	2	1	23	\$289K	\$271K
12 December, 2016	1706, 6 Eva Rd	Condo	2	2	45	\$360K	\$355K
14 December, 2016	2428, 2 Eva Rd	Condo	2	2	118	\$389K	\$378K
21 December, 2016	1219, 551 The West Mall	Condo	3	2	21	\$340K	\$332K
24 December, 2016	218, 6 Eva Rd	Condo	2	2	23	\$379K	\$375K
26 December, 2016	1111, 551 The West Mall	Condo	3	2	7	\$336K	\$324K
28 December, 2016	318, 551 The West Mall	Condo	2	1	27	\$275K	\$270K
	614, 451 The West Mall	Condo	2	1	14	\$265K	\$265K
6 January, 2017	517, 451 The West Mall	Condo	2	1	3	\$240K	\$255K
9 January, 2017	414, 551 The West Mall	Condo	2	1	86	\$266K	\$252K
12 January, 2017	903, 6 Eva Rd	Condo	1	1	6	\$299K	\$295K
13 January, 2017	422, 2 Eva Rd	Condo	2	2	52	\$350K	\$342K
16 January, 2017	39 Bridgetown Dr	Detached	3	2	7	\$759K	\$922K
19 January, 2017	1725, 2 Eva Rd	Condo	2	2	22	\$380K	\$380K
20 January, 2017	608, 6 Eva Rd	Condo	2	2	18	\$348K	\$346K
22 January, 2017	12 Permfield Path	Townhouse	3	2	16	\$470K	\$486K
24 January, 2017	239 Burnhamthorpe Rd	Detached	4	2	7	\$749K	\$931K
	395 Renforth Dr	Detached	4	2	6	\$850K	\$935K

Data

Month, Day, Year of Sold Date	Address1	Property Type	Bedrooms	Washrooms	Days on the Market	List Price	Sold Price
25 January, 2017	1404, 511 The West Mall	Condo	3	2	42	\$362K	\$355K
	#303, 475 The West Mall Rd	Condo	2	2	7	\$325K	\$325K
28 January, 2017	1112, 551 The West Mall	Condo	2	1	3	\$285K	\$280K
29 January, 2017	1309, 6 Eva Rd	Condo	1	1	10	\$315K	\$319K
31 January, 2017	1326, 2 Eva Rd	Condo	2	2	1	\$365K	\$379K
1 February, 2017	9 Botley Rd	Detached	3	1	7	\$749K	\$920K
6 February, 2017	2403, 6 Eva Rd	Condo	2	2	25	\$375K	\$360K
7 February, 2017	1606, 6 Eva Rd	Condo	2	2	22	\$375K	\$372K
8 February, 2017	1410, 551 The West Mall	Condo	2	1	0	\$260K	\$260K
9 February, 2017	1706, 511 The West Mall	Condo	3	2	6	\$355K	\$362K
	1807, 716 The West Mall	Condo	1	1	10	\$249K	\$315K
12 February, 2017	3 Welkin Gate	Detached	3	2	6	\$800K	\$950K
13 February, 2017	57 Rhinestone Dr	Semi-Detached	4	2	5	\$700K	\$858K
17 February, 2017	911, 6 Eva Rd	Condo	1	1	4	\$330K	\$345K
20 February, 2017	1004, 551 The West Mall	Condo	3	2	19	\$360K	\$356K
24 February, 2017	302, 511 The West Mall	Condo	3	2	7	\$375K	\$390K
27 February, 2017	69 Mulgrove Dr	Detached	5	7	6	\$1,579K	\$1,550K
28 February, 2017	1205, 511 The West Mall	Condo	3	2	6	\$350K	\$361K
3 March, 2017	204, 551 The West Mall	Condo	3	2	18	\$360K	\$345K
4 March, 2017	506, 6 Eva Rd	Condo	2	2	2	\$370K	\$393K
	724, 2 Eva Rd	Condo	2	2	4	\$389K	\$385K
6 March, 2017	40 Carsbrooke Rd	Detached	3	2	6	\$995K	\$1,258K
7 March, 2017	116, 6 Eva Rd	Condo	1	1	11	\$330K	\$350K
	1108, 6 Eva Rd	Condo	2	1	4	\$389K	\$385K
	1424, 2 Eva Rd	Condo	2	2	25	\$383K	\$390K
8 March, 2017	1018, 475 The West Mall	Condo	2	1	7	\$299K	\$340K
9 March, 2017	72 Crendon Dr	Detached	3	2	6	\$950K	\$1,265K
10 March, 2017	227 Renforth Dr	Detached	3	2	14	\$1,000K	\$985K

Data

Month, Day, Year of Sold Date	Address1	Property Type	Bedrooms	Washrooms	Days on the Market	List Price	Sold Price
11 March, 2017	123, 2 Eva Rd	Condo	1	1	25	\$400K	\$386K
	303, 551 The West Mall	Condo	2	1	24	\$290K	\$290K
	405, 6 Eva Rd	Condo	1	1	2	\$340K	\$360K
12 March, 2017	1108, 80 Esther Lorrie Dr	Condo	1	1	45	\$335K	\$323K
13 March, 2017	16 Mulgrove Dr W	Detached	3	3	8	\$850K	\$1,150K
14 March, 2017	63 Rossburn Dr	Detached	3	2	5	\$849K	\$1,089K
16 March, 2017	325, 2 Eva Rd	Condo	2	2	0	\$380K	\$405K
18 March, 2017	2825, 2 Eva Rd	Condo	2	2	2	\$425K	\$420K
20 March, 2017	1012, 551 The West Mall	Condo	2	1	13	\$290K	\$290K
21 March, 2017	17 Permfield Path	Townhouse	3	2	5	\$529K	\$585K
	2006, 6 Eva Rd	Condo	2	2	5	\$400K	\$422K
22 March, 2017	9 Tunbridge Cres	Detached	3	2	6	\$798K	\$1,008K
	424, 2 Eva Rd	Condo	2	2	5	\$379K	\$410K
23 March, 2017	385 Renforth Dr	Detached	3	1	7	\$849K	\$890K
24 March, 2017	1003, 6 Eva Rd	Condo	1	1	6	\$330K	\$335K
25 March, 2017	59 Rossburn Dr	Detached	4	5	2	\$1,698K	\$1,735K
26 March, 2017	202, 6 Eva Rd	Condo	1	1	3	\$343K	\$360K
	904, 6 Eva Rd	Condo	1	1	3	\$340K	\$358K
27 March, 2017	15 Permfield Path	Townhouse	4	2	17	\$589K	\$580K
	276 Renforth Dr	Detached	3	3	7	\$850K	\$1,055K
28 March, 2017	523, 2 Eva Rd	Condo	1	1	8	\$375K	\$371K
	1301, 6 Eva Rd	Condo	1	1	11	\$348K	\$346K
	2423, 2 Eva Rd	Condo	1	1	4	\$330K	\$375K
29 March, 2017	427, 2 Eva Rd	Condo	1	1	5	\$315K	\$310K
30 March, 2017	1201, 511 The West Mall	Condo	3	2	12	\$375K	\$500K
	1616, 451 The West Mall	Condo	3	2	8	\$350K	\$465K
2 April, 2017	1103, 6 Eva Rd	Condo	1	1	8	\$329K	\$339K
3 April, 2017	#705, 511 The West Mall	Condo	3	2	0	\$383K	\$507K

Data

Month, Day, Year of Sold Date	Address1	Property Type	Bedrooms	Washrooms	Days on the Market	List Price	Sold Price
4 April, 2017	1823, 2 Eva Rd	Condo	1	1	4	\$330K	\$359K
5 April, 2017	25 Mulgrove Dr	Detached	3	2	7	\$948K	\$1,100K
	Ph23, 2 Eva Rd	Condo	2	2	25	\$460K	\$460K
6 April, 2017	1131, 2 Eva Rd	Condo	1	1	7	\$370K	\$365K
7 April, 2017	1603, 6 Eva Rd	Condo	2	2	20	\$490K	\$478K
10 April, 2017	627, 2 Eva Rd	Condo	1	1	12	\$350K	\$348K
	1625, 2 Eva Rd	Condo	2	2	13	\$450K	\$448K
	2506, 6 Eva Rd	Condo	2	2	7	\$429K	\$460K
12 April, 2017	1803, 6 Eva Rd	Condo	2	2	34	\$520K	\$497K
13 April, 2017	10 Endwood Rd	Detached	3	3	10	\$999K	\$1,210K
	215, 6 Eva Rd	Condo	2	1	6	\$360K	\$415K
	1409, 6 Eva Rd	Condo	1	1	6	\$350K	\$373K
14 April, 2017	621, 2 Eva Rd	Condo	1	1	8	\$350K	\$355K
17 April, 2017	505, 6 Eva Rd	Condo	1	1	12	\$320K	\$350K
18 April, 2017	1202, 551 The West Mall Dr	Condo	2	1	20	\$320K	\$325K
	1325, 2 Eva Rd	Condo	2	2	20	\$399K	\$413K
	Gl6, 6 Eva Rd	Condo	1	1	48	\$350K	\$344K
20 April, 2017	25 Beckenham Crt	Semi-Detached	4	3	8	\$735K	\$748K
	628, 2 Eva Rd	Condo	1	1	14	\$360K	\$359K
	1706, 511 The West Mall St	Condo	3	2	14	\$399K	\$445K
24 April, 2017	658 Burnhamthorpe Rd	Detached	3	3	6	\$1,000K	\$1,190K
25 April, 2017	239 Renforth Dr	Detached	3	2	7	\$800K	\$950K
26 April, 2017	63 Hernshaw Cres	Detached	3	2	7	\$899K	\$950K
27 April, 2017	1018, 475 The West Mall	Condo	2	1	1	\$339K	\$400K
28 April, 2017	1208, 6 Eva Rd	Condo	2	2	7	\$420K	\$410K
30 April, 2017	Gv11, 6 Eva Rd	Condo	1	1	13	\$369K	\$365K
1 May, 2017	17 Mooreshead Dr	Detached	3	2	11	\$850K	\$830K
3 May, 2017	2126, 2 Eva Rd	Condo	2	2	30	\$429K	\$415K

Data

Month, Day, Year of Sold Date	Address1	Property Type	Bedrooms	Washrooms	Days on the Market	List Price	Sold Price
5 May, 2017	2208, 6 Eva Rd	Condo	2	2	8	\$400K	\$425K
6 May, 2017	#921, 2 Eva Rd	Condo	1	1	8	\$390K	\$385K
9 May, 2017	49 Carsbrooke Rd	Detached	3	2	6	\$899K	\$899K
	1209, 6 Eva Rd	Condo	1	1	48	\$380K	\$380K
	2228, 2 Eva Rd	Condo	2	2	27	\$449K	\$435K
11 May, 2017	367 Renforth Dr	Detached	3	2	15	\$1,118K	\$1,100K
12 May, 2017	1211, 6 Eva Rd	Condo	1	1	20	\$380K	\$379K
15 May, 2017	259 Renforth Dr	Detached	3	1	20	\$858K	\$815K
	1410, 6 Eva Rd	Condo	2	2	27	\$490K	\$475K
18 May, 2017	32 Rathgar Ave	Detached	3	2	8	\$849K	\$850K
19 May, 2017	1005, 451 The West Mall	Condo	1	1	2	\$189K	\$248K
23 May, 2017	55 Carsbrooke Rd	Detached	3	1	20	\$849K	\$840K
	2625, 2 Eva Rd	Condo	2	2	6	\$400K	\$403K
24 May, 2017	1723, 2 Eva Rd	Condo	1	1	39	\$365K	\$360K
25 May, 2017	329, 2 Eva Rd	Condo	1	1	15	\$345K	\$335K
29 May, 2017	2 Canerouth Dr	Detached	3	2	3	\$1,050K	\$1,175K
31 May, 2017	1419, 451 The West Mall	Condo	3	2	8	\$339K	\$366K
	1928, 2 Eva Rd	Condo	2	2	8	\$415K	\$410K
2 June, 2017	105, 6 Eva Rd	Condo	2	2	11	\$485K	\$479K
	2829, 2 Eva Rd	Condo	1	2	21	\$380K	\$380K
5 June, 2017	16 Wareside Rd	Detached	3	2	7	\$749K	\$1,050K
	87 Carsbrooke Rd	Detached	3	2	11	\$888K	\$870K
7 June, 2017	301, 6 Eva Rd	Condo	1	1	12	\$399K	\$395K
9 June, 2017	1925, 2 Eva Rd	Condo	2	2	30	\$440K	\$437K
12 June, 2017	1217, 451 The West Mall Ave	Condo	2	1	13	\$300K	\$322K
	1522, 2 Eva Rd	Condo	2	2	32	\$390K	\$395K
	2025, 2 Eva Rd	Condo	2	2	36	\$429K	\$422K
13 June, 2017	506, 346 The West Mall	Other	2	1	61	\$299K	\$280K

Data

Month, Day, Year of Sold Date	Address1	Property Type	Bedrooms	Washrooms	Days on the Market	List Price	Sold Price
14 June, 2017	416, 451 The West Mall	Condo	3	2	12	\$397K	\$375K
	B19, 300 Mill Rd	Condo	3	3	2	\$567K	\$542K
17 June, 2017	18 Mulgrove Dr, Toronto	Detached	3	2	6	\$899K	\$860K
18 June, 2017	44 Rossburn Dr	Detached	3	2	9	\$780K	\$800K
21 June, 2017	1017, 475 The West Mall	Condo	3	2	13	\$340K	\$375K
	1721, 2 Eva Rd	Condo	1	1	43	\$390K	\$385K
23 June, 2017	1011, 511 The West Mall	Condo	3	2	25	\$450K	\$425K
25 June, 2017	16 Carsbrooke Rd	Detached	3	2	2	\$800K	\$790K
27 June, 2017	19 Elderfield Cres	Detached	4	4	33	\$1,478K	\$1,380K
28 June, 2017	311, 451 The West Mall	Condo	3	2	3	\$340K	\$350K
30 June, 2017	15, 150 Carsbrooke Rd	Townhouse	3	2	7	\$575K	\$572K
	324, 2 Eva Rd	Condo	2	2	52	\$450K	\$445K
4 July, 2017	511 The West Mall	Condo	3	2	11	\$470K	\$465K
5 July, 2017	1408, 551 The West Mall	Condo	2	1	12	\$330K	\$326K
10 July, 2017	1118, 451 The West Mall	Condo	1	1	28	\$219K	\$215K
14 July, 2017	312, 451 The West Mall	Condo	1	1	10	\$255K	\$250K
19 July, 2017	35 Sealcove Dr	Detached	3	2	6	\$800K	\$775K
26 July, 2017	1227, 2 Eva Rd	Condo	1	1	10	\$349K	\$349K
28 July, 2017	1203, 451 The West Mall Dr	Condo	1	1	10	\$260K	\$272K
29 July, 2017	615, 475 The West Mall	Condo	2	1	25	\$390K	\$380K
	1405, 6 Eva Rd	Condo	2	2	19	\$409K	\$395K
30 July, 2017	311, 475 The West Mall	Condo	3	2	32	\$410K	\$400K
31 July, 2017	812, 551 The West Mall	Condo	2	1	17	\$320K	\$316K
1 August, 2017	1030, 2 Eva Rd	Condo	1	1	12	\$340K	\$331K
3 August, 2017	1411, 6 Eva Rd	Condo	1	1	9	\$299K	\$342K
4 August, 2017	1912, 511 The West Mall	Condo	3	2	22	\$480K	\$468K
5 August, 2017	14 Rexton Rd	Detached	3	2	8	\$825K	\$790K
	18 Mulgrove Dr	Detached	3	2	32	\$869K	\$855K

Data

Month, Day, Year of Sold Date	Address1	Property Type	Bedrooms	Washrooms	Days on the Market	List Price	Sold Price
5 August, 2017	1308, 6 Eva Rd	Condo	2	2	4	\$389K	\$391K
	2921, 2 Eva Rd	Condo	1	1	47	\$370K	\$355K
6 August, 2017	609, 6 Eva Rd	Condo	1	1	26	\$380K	\$365K
8 August, 2017	Gr L5, 6 Eva Rd	Condo	1	1	44	\$360K	\$352K
11 August, 2017	607, 511 The West Mall	Condo	3	2	31	\$478K	\$455K
12 August, 2017	1410, 551 The West Mall	Condo	2	1	57	\$375K	\$364K
15 August, 2017	23, 160 Carsbrooke Rd	Townhouse	3	3	25	\$549K	\$538K
18 August, 2017	918, 475 The West Mall Rd	Condo	2	1	68	\$375K	\$368K
	1008, 551 The West Mall	Condo	2	1	23	\$320K	\$299K
	1805, 6 Eva Rd	Condo	2	2	12	\$449K	\$442K
23 August, 2017	6, 150 Carsbrooke Rd	Townhouse	3	2	8	\$578K	\$561K
	1001, 511 The West Mall	Condo	3	2	42	\$440K	\$425K
24 August, 2017	714, 475 The West Mall Rd	Condo	3	2	2	\$380K	\$378K
25 August, 2017	Ph 11, 6 Eva Rd	Condo	1	1	10	\$380K	\$370K
28 August, 2017	1807, 6 Eva Rd	Condo	2	2	17	\$430K	\$415K
29 August, 2017	69 Rossburn Dr	Detached	3	2	15	\$1,000K	\$970K
31 August, 2017	7 Groverdale Rd	Detached	3	2	20	\$895K	\$843K
	58 Permfield Path	Townhouse	4	2	1	\$457K	\$440K
	1129, 2 Eva Rd	Condo	1	1	17	\$350K	\$341K
	1511, 6 Eva Rd	Condo	1	1	22	\$350K	\$350K
1 September, 2017	14 Permfield Path	Townhouse	3	2	53	\$500K	\$483K
	1628, 2 Eva Rd	Condo	2	2	11	\$430K	\$430K
14 September, 2017	816, 451 The West Mall	Condo	3	2	28	\$470K	\$460K
15 September, 2017	258 Renforth Dr	Detached	3	1	9	\$879K	\$835K
18 September, 2017	24 Rathgar Ave	Detached	4	3	11	\$949K	\$930K
19 September, 2017	52 Rossburn Dr	Detached	3	2	13	\$900K	\$907K
	2123, 2 Eva Rd	Condo	1	1	72	\$380K	\$370K
25 September, 2017	50 Carsbrooke Rd	Detached	3	2	12	\$898K	\$855K

Data

Month, Day, Year of Sold Date	Address1	Property Type	Bedrooms	Washrooms	Days on the Market	List Price	Sold Price
25 September, 2017	92 Melbert Rd	Detached	3	2	9	\$850K	\$861K
	Gv10, 6 Eva Rd	Condo	1	1	14	\$355K	\$355K
28 September, 2017	14 Boreal Rd	Detached	3	2	7	\$889K	\$900K
29 September, 2017	47 Mooreshead Dr	Detached	3	2	70	\$800K	\$782K
3 October, 2017	7 Carsbrooke Rd	Detached	3	2	8	\$795K	\$812K
	606, 6 Eva Rd	Condo	2	2	14	\$430K	\$429K
7 October, 2017	1703, 6 Eva Rd	Condo	2	2	84	\$479K	\$465K
10 October, 2017	6 Sunberry Crt	Detached	3	2	17	\$880K	\$790K
11 October, 2017	4 Sealcove Dr	Detached	3	2	19	\$775K	\$745K
13 October, 2017	214, 451 The West Mall	Condo	2	1	25	\$349K	\$340K
14 October, 2017	1605, 551 The West Mall Ave	Condo	2	1	12	\$320K	\$312K
16 October, 2017	809, 6 Eva Rd	Condo	1	1	12	\$370K	\$368K
17 October, 2017	1118, 451 The West Mall Ave	Condo	1	1	28	\$330K	\$316K
21 October, 2017	414, 551 The West Mall	Condo	2	1	4	\$365K	\$358K
23 October, 2017	923, 2 Eva Rd	Condo	1	1	98	\$378K	\$375K
26 October, 2017	1112, 551 The West Mall	Condo	2	1	92	\$384K	\$370K
27 October, 2017	1109, 551 The West Mall	Condo	2	1	22	\$319K	\$311K
1 November, 2017	204 Renforth Dr	Detached	3	2	48	\$888K	\$843K
2 November, 2017	2923, 2 Eva Rd	Condo	2	2	21	\$460K	\$456K
5 November, 2017	Ph22, 2 Eva Rd	Condo	1	1	30	\$389K	\$360K
6 November, 2017	806, 551 The West Mall	Condo	2	1	10	\$330K	\$315K
	2222, 2 Eva Rd	Condo	2	2	33	\$445K	\$436K
8 November, 2017	901, 451 The West Mall	Condo	2	1	15	\$365K	\$355K
9 November, 2017	3 Permfield Path	Townhouse	3	2	14	\$500K	\$550K
10 November, 2017	3 Botley Rd	Detached	4	2	30	\$850K	\$822K
	1908, 6 Eva Rd	Condo	2	2	44	\$410K	\$405K
14 November, 2017	314 Renforth Dr	Detached	3	3	30	\$846K	\$780K
15 November, 2017	621, 451 The West Mall	Condo	2	1	8	\$355K	\$347K

Data

Month, Day, Year of Sold Date	Address1	Property Type	Bedrooms	Washrooms	Days on the Market	List Price	Sold Price
16 November, 2017	212, 475 The West Mall	Condo	3	2	59	\$390K	\$375K
	824, 2 Eva Rd	Condo	2	2	16	\$400K	\$399K
20 November, 2017	16 Tunbridge Cres	Detached	3	2	33	\$875K	\$849K
	1505, 6 Eva Rd	Condo	2	2	54	\$440K	\$425K
21 November, 2017	48 Rossburn Dr	Detached	3	2	22	\$849K	\$820K
	1120, 551 The West Mall	Condo	2	1	13	\$319K	\$310K
22 November, 2017	79, 8 Donegal Path	Townhouse	4	2	25	\$525K	\$505K
	1419, 451 The West Mall	Condo	3	2	21	\$460K	\$450K
	1607, 6 Eva Rd	Condo	2	2	21	\$449K	\$430K
	#829, 2 Eva Rd	Condo	1	1	10	\$359K	\$350K
27 November, 2017	508, 451 The West Mall	Condo	2	1	42	\$355K	\$342K
30 November, 2017	1826, 2 Eva Rd	Condo	2	2	21	\$450K	\$440K
1 December, 2017	116, 6 Eva Rd	Condo	1	1	13	\$375K	\$365K
2 December, 2017	512, 511 The West Mall	Condo	3	2	85	\$439K	\$432K
4 December, 2017	330 Renforth Dr	Detached	3	3	11	\$979K	\$970K
11 December, 2017	114 Wareside Rd	Semi-Detached	3	2	3	\$790K	\$790K
12 December, 2017	804, 475 The West Mall	Condo	3	2	1	\$375K	\$393K
13 December, 2017	201, 551 The West Mall Dr	Condo	2	1	51	\$340K	\$312K
14 December, 2017	8 Rathgar Ave	Detached	3	2	7	\$899K	\$960K
	808, 451 The West Mall Rd	Condo	2	1	9	\$300K	\$300K
15 December, 2017	34 Hernshaw Cres	Detached	3	2	6	\$799K	\$850K
	602, 6 Eva Rd	Condo	1	1	18	\$370K	\$365K
	801, 6 Eva Rd	Condo	1	1	9	\$380K	\$380K
26 December, 2017	Ph6, 6 Eva Rd	Condo	2	2	34	\$449K	\$440K
27 December, 2017	1626, 2 Eva Rd	Condo	2	2	30	\$439K	\$430K
28 December, 2017	1911, 511 The West Mall Ave	Condo	3	2	113	\$458K	\$450K
29 December, 2017	512, 451 The West Mall	Condo	1	1	15	\$230K	\$215K
12 January, 2018	606, 625 The West Mall	Condo	3	2	8	\$405K	\$398K

Data

Month, Day, Year of Sold Date	Address1	Property Type	Bedrooms	Washrooms	Days on the Market	List Price	Sold Price
16 January, 2018	226, 2 Holiday Dr	Townhouse	2	2	33	\$576K	\$540K
17 January, 2018	408, 6 Eva Rd	Condo	2	2	41	\$425K	\$419K
19 January, 2018	1008, 551 The West Mall Dr	Condo	2	1	9	\$395K	\$395K
	2525, 2 Eva Rd	Condo	2	2	15	\$459K	\$445K
23 January, 2018	1621, 2 Eva Rd	Condo	1	1	18	\$375K	\$375K
15 February, 2018	Gv10, 6 Eva Rd	Condo	1	1	8	\$399K	\$395K
16 February, 2018	112, 551 The West Mall Rd	Condo	3	2	32	\$420K	\$407K
17 February, 2018	2403, 6 Eva Rd	Condo	2	2	3	\$457K	\$449K
22 February, 2018	40 Rossburn Dr	Detached	3	2	14	\$819K	\$790K
	76 Permfield Path	Townhouse	3	2	2	\$599K	\$570K
24 February, 2018	1011, 475 The West Mall	Condo	3	2	18	\$455K	\$455K
4 March, 2018	607, 451 The West Mall	Condo	2	1	11	\$360K	\$360K
5 March, 2018	1110, 475 The West Mall	Condo	2	1	9	\$415K	\$415K
12 March, 2018	27 Wareside Rd	Detached	4	2	2	\$800K	\$815K
13 March, 2018	1202, 6 Eva Rd	Condo	1	1	14	\$380K	\$391K
14 March, 2018	1124, 2 Eva Rd	Condo	2	2	8	\$478K	\$465K
21 March, 2018	210, 475 The West Mall	Condo	2	1	20	\$395K	\$393K
22 March, 2018	26 Permfield Path	Townhouse	3	3	22	\$650K	\$636K
23 March, 2018	119, 451 The West Mall	Condo	3	2	20	\$430K	\$424K
	1503, 511 The West Mall	Condo	3	2	12	\$469K	\$455K
	2003, 6 Eva Rd	Condo	2	2	24	\$510K	\$500K
29 March, 2018	#2002, 511 The West Mall	Condo	3	2	26	\$459K	\$445K