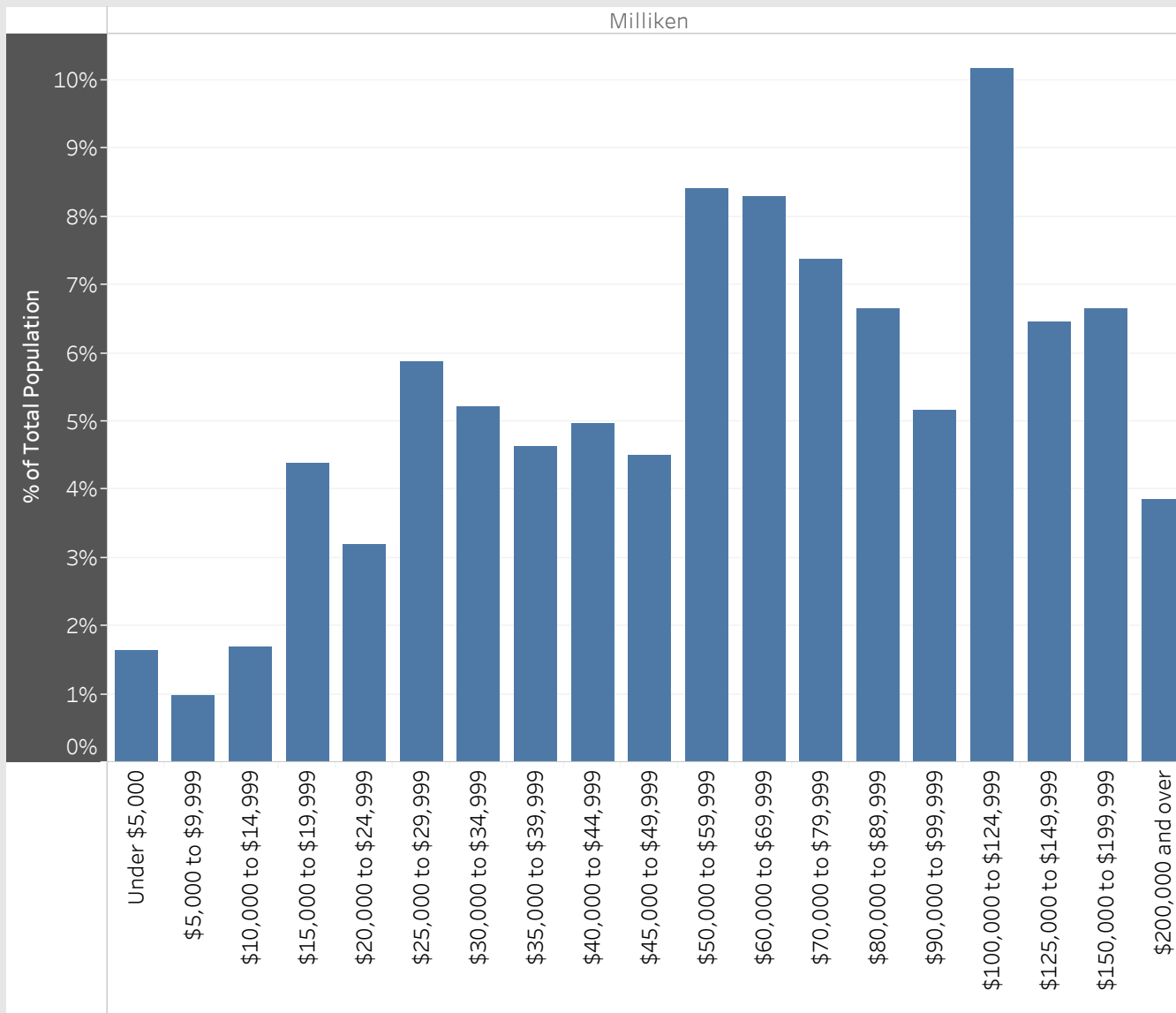


Milliken
Neighbourhood Breakdown
July 1st, 2015 - March 31st, 2018

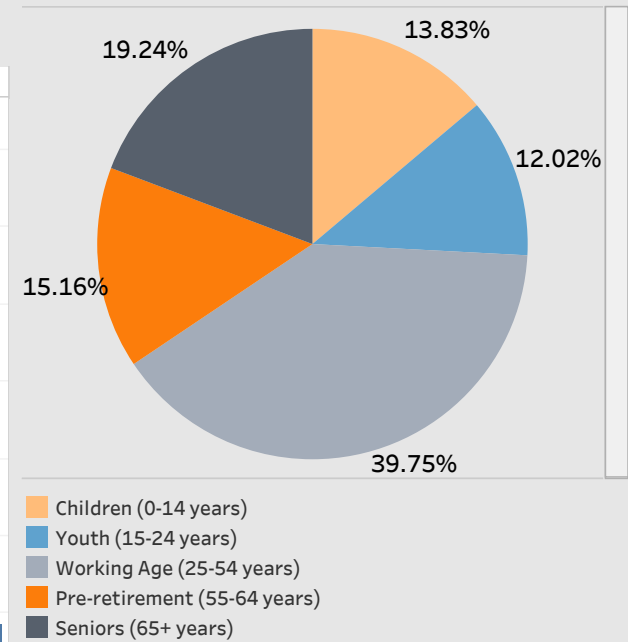


2016 StatsCan Data

Household Income in Milliken



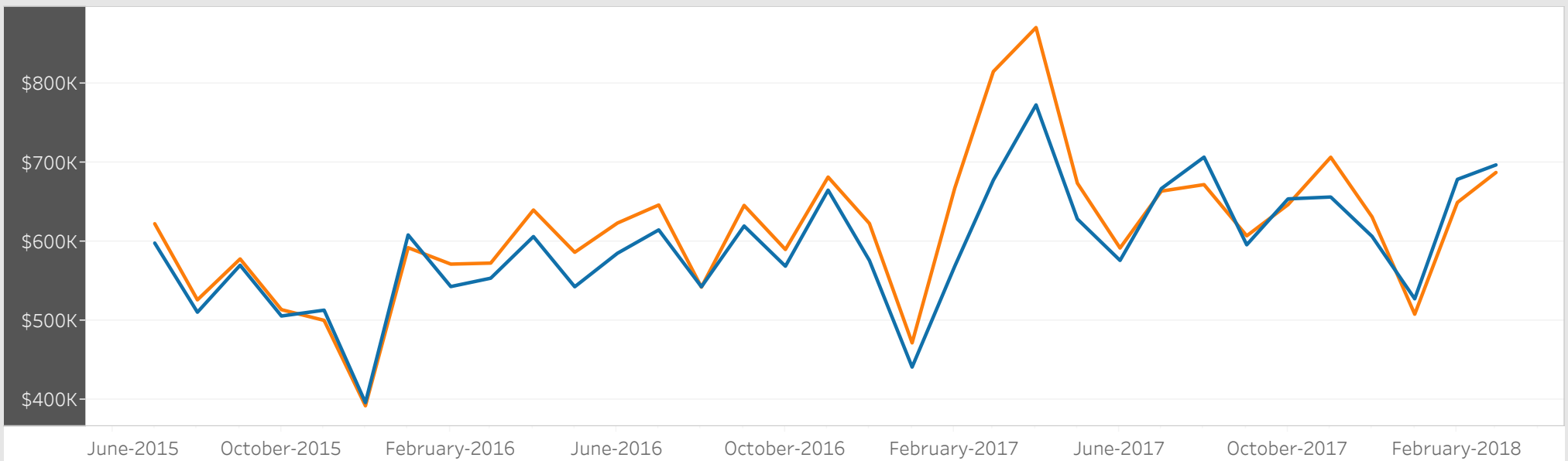
Age



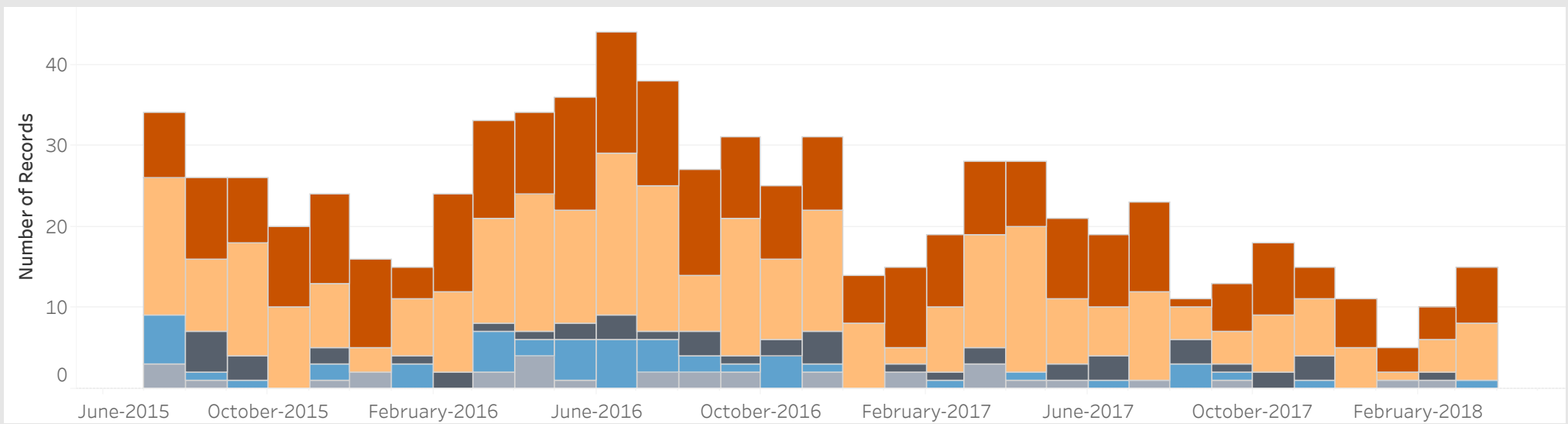
Visible Minorities

Chinese	71.77%
South Asian	11.81%
Black	4.10%
Filipino	3.89%
Not a visible minority	3.45%
Multiple visible minorities	2.07%
Southeast Asian	0.92%
Arab	0.63%
Visible minority; n.i.e.	0.58%
West Asian	0.50%
Japanese	0.13%
Latin American	0.13%
Korean	0.00%

Average Sold Price vs. Average Ask Price in Milliken



Properties Sold in Milliken by Month



Data

Month, Day, Year of Sold Date	Address1	Property Type	Bedrooms	Washrooms	Days on the Market	List Price	Sold Price
1 July, 2015	34 Phalen Cres, Toronto	Townhouse	3	4	8	\$479K	\$550K
2 July, 2015	22 Bellrock Dr, Toronto	Detached	3	4	11	\$629K	\$680K
	1606, 88 Alton Towers Circle, Toronto	Condo	1	1	34	\$213K	\$206K
5 July, 2015	9 Sadlee Cove Cres, Toronto	Townhouse	3	3	10	\$569K	\$550K
	16 Artillery St, Toronto	Detached	4	5	12	\$899K	\$991K
6 July, 2015	32 Grenbeck Dr, Toronto	Detached	3	2	2	\$550K	\$640K
7 July, 2015	52 Enchanted Hills Cres, Toronto	Detached	3	4	6	\$669K	\$700K
9 July, 2015	63 Nettlecreek Cres, Toronto	Detached	4	3	35	\$759K	\$821K
10 July, 2015	40 Dawnmist Cres, Toronto	Detached	4	4	4	\$985K	\$1,100K
	60 Enchanted Hills Cres, Toronto	Detached	3	4	19	\$729K	\$716K
12 July, 2015	2 Saintsbury Sq, Toronto	Detached	3	4	7	\$708K	\$787K
	122 Grenbeck Dr, Toronto	Townhouse	3	3	9	\$568K	\$638K
	510, 350 Alton Tower Circle, Toronto	Condo	2	2	34	\$300K	\$290K
14 July, 2015	31 Highbridge Pl, Toronto	Detached	4	5	4	\$950K	\$966K
15 July, 2015	19 Sadlee Cove Cres, Toronto	Townhouse	3	2	5	\$450K	\$530K
18 July, 2015	19 Becca Hall Tr, Toronto	Detached	3	4	2	\$699K	\$701K
20 July, 2015	27, 3500 Brimley Rd, Toronto	Townhouse	4	2	1	\$499K	\$490K
	105, 88 Alton Towers Circle, Toronto	Condo	1	1	19	\$250K	\$241K
	179 Enchanted Hill Cres, Toronto	Detached	3	3	28	\$679K	\$678K
21 July, 2015	167 Enchanted Hills Cres, Toronto	Detached	3	5	7	\$658K	\$709K
	1111, 350 Alton Towers Circle, Toronto	Condo	2	2	12	\$323K	\$314K
22 July, 2015	76 Truro Cres, Toronto	Detached	3	4	9	\$740K	\$740K
24 July, 2015	47 Sadlee Cove Cres, Toronto	Townhouse	3	2	3	\$480K	\$535K
26 July, 2015	32 Ashcott St, Toronto	Detached	4	6	13	\$1,360K	\$1,320K
27 July, 2015	414, 80 Alton Towers Circle, Toronto	Condo	2	2	32	\$295K	\$292K
	706, 80 Alton Towers Circle, Toronto	Condo	2	2	28	\$286K	\$275K
28 July, 2015	31 Grenbeck Dr, Toronto	Detached	5	4	29	\$739K	\$729K
	43 James Park Sq, Toronto	Other	3	2	6	\$499K	\$600K

Data

Month, Day, Year of Sold Date	Address1	Property Type	Bedrooms	Washrooms	Days on the Market	List Price	Sold Price
28 July, 2015	606, 350 Alton Towers Circle, Toronto	Condo	2	2	39	\$279K	\$268K
29 July, 2015	15 James Park Sq, Toronto	Other	3	2	25	\$560K	\$555K
	28 Moorehouse Dr, Toronto	Other	3	2	8	\$599K	\$653K
30 July, 2015	45 Maresfield Dr, Toronto	Detached	4	3	16	\$788K	\$769K
	236 Ingleton Blvd, Toronto	Detached	4	4	8	\$850K	\$845K
31 July, 2015	1402, 300 Alton Towers Circle, Toronto	Condo	2	2	28	\$300K	\$294K
2 August, 2015	17 Pitfield Rd, Toronto	Semi-Detached	4	2	5	\$520K	\$515K
3 August, 2015	1803, 150 Alton Towers Circle, Toronto	Condo	2	2	24	\$299K	\$292K
4 August, 2015	41 Blue Pond Pl, Toronto	Semi-Detached	3	2	9	\$569K	\$622K
5 August, 2015	710, 88 Alton Towers Circle, Toronto	Condo	1	1	16	\$225K	\$225K
6 August, 2015	502, 330 Alton Towers Circle, Toronto	Condo	2	2	21	\$295K	\$290K
	505, 160 Alton Towers Circle, Toronto	Condo	2	2	17	\$275K	\$270K
9 August, 2015	63 Hillfarm Dr, Toronto	Detached	4	6	11	\$888K	\$960K
	215, 88 Alton Towers , Toronto	Condo	2	2	18	\$290K	\$285K
	1101, 300 Alton Towers Circle, Toronto	Condo	2	2	7	\$246K	\$262K
11 August, 2015	141 Valley Stream Dr, Toronto	Detached	3	2	5	\$499K	\$550K
13 August, 2015	20 Truro Cres, Toronto	Semi-Detached	3	3	4	\$640K	\$640K
	103 Whistling Hills Dr, Toronto	Detached	4	4	4	\$849K	\$843K
14 August, 2015	Ph111, 350 Alton Towers Circle, Toronto	Condo	2	2	23	\$300K	\$298K
18 August, 2015	114 Grenbeck Dr, Toronto	Townhouse	3	2	15	\$560K	\$555K
	Ph 107, 330 Alton Towers Circle, Toronto	Condo	2	2	14	\$289K	\$302K
19 August, 2015	1 Bramblebrook Ave, Toronto	Detached	3	5		\$739K	\$730K
	21 O'halloran Cres, Toronto	Other	4	3	3	\$728K	\$700K
	30 Pebblewood Ave, Toronto	Semi-Detached	3	3	34	\$578K	\$543K
21 August, 2015	16A Cascaden St, Toronto	Detached	4	5	8	\$938K	\$1,088K
23 August, 2015	11 Gageview Crt, Toronto	Detached	3	3	11	\$599K	\$656K
26 August, 2015	205 Enchanted Hills Cres, Toronto	Detached	4	4	7	\$649K	\$761K
	#1810, 330 Alton Towers Circle, Toronto	Condo	2	2	22	\$276K	\$280K

Data

Month, Day, Year of Sold Date	Address1	Property Type	Bedrooms	Washrooms	Days on the Market	List Price	Sold Price
27 August, 2015	29 Major Oak Terr, Toronto	Detached	3	3	15	\$600K	\$600K
	44 Campania Cres, Toronto	Detached	3	3	9	\$600K	\$602K
29 August, 2015	37 Pondtail Dr, Toronto	Semi-Detached	3	2	26	\$540K	\$537K
30 August, 2015	1912, 330 Alton Towers Circle, Toronto	Condo	2	2	18	\$289K	\$280K
1 September, 2015	79 Withycombe Cres, Toronto	Detached	3	2	12	\$709K	\$689K
2 September, 2015	7 Valley Stream Dr, Toronto	Semi-Detached	4	3	15	\$590K	\$567K
	80 Lorna Rae Blvd, Toronto	Detached	3	4	2	\$849K	\$838K
4 September, 2015	301, 350 Alton Towers Circle, Toronto	Condo	2	2	15	\$249K	\$249K
7 September, 2015	905, 80 Alton Towers Circle, Toronto	Condo	2	2	31	\$300K	\$297K
11 September, 2015	22 Sadlee Cove Cres, Toronto	Semi-Detached	3	3	9	\$580K	\$630K
13 September, 2015	212 Goldhawk Tr, Toronto	Detached	3	3	14	\$589K	\$630K
14 September, 2015	1208, 88 Alton Towers Circle, Toronto	Condo	1	1	12	\$260K	\$252K
15 September, 2015	15 Ingleton Blvd, Toronto	Detached	4	6	14	\$730K	\$806K
	118 Wharton Sq, Toronto	Detached	4	4	10	\$850K	\$847K
16 September, 2015	2 Artillery St, Toronto	Detached	4	7	13	\$969K	\$955K
	165 Roxanne Cres, Toronto	Detached	3	4	17	\$760K	\$745K
19 September, 2015	83 Enchanted Hills Cres, Toronto	Detached	3	4	10	\$718K	\$693K
20 September, 2015	41 Grenbeck Dr, Toronto	Detached	3	2	22	\$659K	\$655K
	42 Shady Hollow Dr, Toronto	Detached	3	3	7	\$589K	\$620K
21 September, 2015	79 Oakhaven Dr, Toronto	Detached	3	2	8	\$579K	\$655K
	905, 160 Alton Towers Circle, Toronto	Condo	2	2	19	\$289K	\$286K
22 September, 2015	37 Radwell Cres, Toronto	Townhouse	3	3	8	\$485K	\$550K
	135 Bellrock Dr, Toronto	Detached	4	3	26	\$879K	\$840K
23 September, 2015	17 Becca Hall Tr, Toronto	Detached	3	4	7	\$700K	\$732K
	1012, 350 Alton Towers Circle, Toronto	Condo	2	2	3	\$290K	\$290K
24 September, 2015	58 Duxbury Dr, Toronto	Detached	4	5	28	\$958K	\$938K
25 September, 2015	33 Moorehouse Dr, Toronto	Semi-Detached	3	3	3	\$500K	\$560K
	1509, 160 Alton Towers Circle, Toronto	Condo	2	1	11	\$225K	\$218K

Data

Month, Day, Year of Sold Date	Address1	Property Type	Bedrooms	Washrooms	Days on the Market	List Price	Sold Price
28 September, 2015	1412, 350 Alton Towers Circle, Toronto	Condo	2	2	70	\$270K	\$245K
30 September, 2015	314, 150 Alton Towers Circle, Toronto	Condo	2	2	17	\$250K	\$245K
1 October, 2015	205, 160 Alton Towers Circle, Toronto	Condo	2	2	35	\$245K	\$245K
4 October, 2015	57 Green Spring Dr, Toronto	Detached	3	3	10	\$569K	\$562K
	1601, 80 Alton Towers Circle, Toronto	Condo	2	2	20	\$289K	\$287K
5 October, 2015	1001, 88 Alton Towers Circle, Toronto	Condo	1	1	1	\$238K	\$238K
7 October, 2015	1906, 150 Alton Towers Circle, Toronto	Condo	2	1	30	\$229K	\$220K
8 October, 2015	32 Penmarric Pl, Toronto	Detached	3	4	21	\$718K	\$680K
	136 Bellrock Dr, Toronto	Detached	4	5	17	\$889K	\$905K
	1005, 300 Alton Towers Circle, Toronto	Condo	2	2	8	\$335K	\$329K
	1212, 350 Alton Towers Circle, Toronto	Condo	2	2	8	\$286K	\$276K
16 October, 2015	41 Bellrock Dr, Toronto	Detached	3	3	17	\$599K	\$667K
17 October, 2015	103, 80 Alton Towers Circle, Toronto	Condo	2	1	9	\$299K	\$309K
19 October, 2015	7 Copthorne Ave, Toronto	Detached	3	3	31	\$889K	\$820K
	Ph 210, 300 Alton Towers Circle, Toronto	Condo	2	2	14	\$249K	\$245K
20 October, 2015	321 Port Royal Tr, Toronto	Detached	3	2	7	\$599K	\$705K
22 October, 2015	46 Captain Hall Crt, Toronto	Detached	4	5	24	\$758K	\$749K
25 October, 2015	50 Duxbury Dr, Toronto	Detached	3	5	20	\$895K	\$875K
	124 Port Royal Tr, Toronto	Detached	3	4	11	\$760K	\$813K
28 October, 2015	507, 330 Alton Towers Circle, Toronto	Condo	2	2	1	\$275K	\$290K
	1613, 80 Alton Towers Circle, Toronto	Condo	2	2	8	\$299K	\$295K
29 October, 2015	6 Ingleton Blvd, Toronto	Detached	3	4	3	\$699K	\$770K
4 November, 2015	1110, 350 Alton Towers Circle, Toronto	Condo	2	2	65	\$299K	\$285K
6 November, 2015	901, 80 Alton Towers Circle, Toronto	Condo	2	2		\$283K	\$275K
8 November, 2015	3 Penmarric Pl, Toronto	Detached	3	2	7	\$549K	\$600K
	9 Pebblewood Ave, Toronto	Semi-Detached	3	3	34	\$598K	\$580K
	34 Moorehouse Dr, Toronto	Other	3	4	16	\$698K	\$677K
	37 Nettlecreek Cres, Toronto	Detached	3	2	7	\$599K	\$645K

Data

Month, Day, Year of Sold Date	Address1	Property Type	Bedrooms	Washrooms	Days on the Market	List Price	Sold Price
9 November, 2015	406, 350 Alton Towers Circle, Toronto	Condo	2	2	31	\$282K	\$275K
	509, 300 Alton Towers Circle, Toronto	Condo	2	2	49	\$248K	\$237K
10 November, 2015	1009, 150 Alton Towers Circle, Toronto	Condo	2	2	52	\$282K	\$275K
12 November, 2015	911, 80 Alton Towers Circle, Toronto	Condo	2	2	30	\$305K	\$295K
	1505, 350 Alton Towers Circle, Toronto	Condo	2	4	60	\$295K	\$280K
13 November, 2015	107 Goldhawk Tr, Toronto	Detached	4	3	27	\$689K	\$665K
14 November, 2015	21 Eagledance Dr, Toronto	Detached	4	5	30	\$1,069K	\$958K
	408, 300 Alton Towers Circle, Toronto	Condo	2	2	10	\$285K	\$280K
16 November, 2015	54 Enchanted Hill Cres, Toronto	Detached	3	4	14	\$730K	\$724K
19 November, 2015	409, 330 Alton Towers Circle, Toronto	Condo	2	2	20	\$270K	\$256K
	1711, 350 Alton Towers Circle, Toronto	Condo	2	2	28	\$330K	\$319K
22 November, 2015	133 Port Royal Tr, Toronto	Detached	3	4	11	\$799K	\$777K
23 November, 2015	28, 3500 Brimley Rd, Toronto	Townhouse	4	2	8	\$510K	\$494K
	612, 300 Alton Towers Circle, Toronto	Condo	2	2	69	\$295K	\$278K
	#29, 3500 Brimley Rd, Toronto	Townhouse	4	2	12	\$519K	\$510K
26 November, 2015	87 Phalen Cres, Toronto	Semi-Detached	3	3	64	\$589K	\$570K
29 November, 2015	139 Roxanne Cres, Toronto	Detached	4	5	48	\$929K	\$900K
30 November, 2015	50 Captain Hall Crt, Toronto	Detached	4	4	43	\$869K	\$856K
6 December, 2015	20 Pondtail Dr, Toronto	Detached	3	3	6	\$650K	\$642K
	201, 350 Alton Towers Circle, Toronto	Condo	2	2	81	\$249K	\$243K
7 December, 2015	81 Wharton Sq, Toronto	Detached	4	4	75	\$798K	\$775K
	2013, 80 Alton Towers Circle, Toronto	Condo	2	2	14	\$309K	\$300K
11 December, 2015	602, 350 Alton Towers Circle, Toronto	Condo	2	2	31	\$289K	\$283K
	609, 80 Alton Towers Circle, Toronto	Condo	2	2	102	\$299K	\$280K
13 December, 2015	10 O'halloran Cres, Toronto	Other	3	4	7	\$599K	\$690K
15 December, 2015	1013, 80 Alton Towers Circle, Toronto	Condo	2	2	19	\$295K	\$292K
17 December, 2015	912, 80 Alton Tower Circle, Toronto	Condo	2	2	51	\$288K	\$284K
22 December, 2015	303, 88 Alton Towers Circle, Toronto	Condo	1	1	79	\$228K	\$225K

Data

Month, Day, Year of Sold Date	Address1	Property Type	Bedrooms	Washrooms	Days on the Market	List Price	Sold Price
23 December, 2015	19 Boxdene Ave, Toronto	Detached	3	4	15	\$785K	\$769K
25 December, 2015	1706, 330 Alton Towers Circle, Toronto	Condo	2	2	66	\$319K	\$301K
27 December, 2015	1208, 330 Alton Towers Circle, Toronto	Condo	2	2	7	\$259K	\$252K
28 December, 2015	203, 350 Alton Towers Circle, Toronto	Condo	2	2	69	\$300K	\$297K
29 December, 2015	301, 2020 Mcnicoll Ave, Toronto	Other	1	2	15	\$380K	\$365K
	810, 160 Alton Towers Circle, Toronto	Condo	2	2	40	\$295K	\$280K
2 January, 2016	55 Wilderness Dr, Toronto	Detached	4	4	52	\$869K	\$838K
7 January, 2016	82 Moorehouse Dr, Toronto	Detached	3	3	59	\$599K	\$573K
8 January, 2016	3 Grenbeck Dr, Toronto	Townhouse	3	3	41	\$620K	\$605K
11 January, 2016	118 Grenbeck Dr, Toronto	Townhouse	3	2	63	\$559K	\$542K
	121 Sadlee Cove Cres, Toronto	Semi-Detached	4	4	34	\$620K	\$609K
12 January, 2016	92A Bellrock Dr, Toronto	Detached	4	4	7	\$780K	\$732K
17 January, 2016	1 Muirlands Dr, Toronto	Detached	3	2	73	\$639K	\$623K
18 January, 2016	1106, 330 Alton Towers Circle, Toronto	Condo	2	2	62	\$334K	\$327K
21 January, 2016	126 Grenbeck Dr	Townhouse	3	3	10	\$590K	\$572K
	1206, 88 Alton Towers Circ	Condo	1	1	9	\$215K	\$210K
22 January, 2016	206, 350 Alton Towers Circ	Condo	2	2	90	\$285K	\$278K
24 January, 2016	47 Raynes Cres	Detached	4	5	59	\$975K	\$930K
26 January, 2016	602, 150 Alton Towers Circ	Condo	1	1	74	\$226K	\$225K
29 January, 2016	8 Ashcott St	Detached	4	3	1	\$938K	\$951K
31 January, 2016	12 Peppermill Pl	Detached	4	4	2	\$879K	\$871K
1 February, 2016	10 Gageview Crt	Detached	4	4	3	\$639K	\$825K
	50 Goldhawk Tr	Detached	4	6	5	\$788K	\$878K
2 February, 2016	95 Withycombe Cres	Semi-Detached	3	3	7	\$629K	\$730K
	1912, 350 Alton Towers Circ	Condo	2	2	20	\$299K	\$285K
3 February, 2016	139 Ingleton Blvd	Detached	4	4	63	\$838K	\$818K
9 February, 2016	27 Scoville Sq	Detached	4	3	5	\$898K	\$920K
	1404, 80 Alton Towers Circ	Condo	2	2	30	\$295K	\$285K

Data

Month, Day, Year of Sold Date	Address1	Property Type	Bedrooms	Washrooms	Days on the Market	List Price	Sold Price
10 February, 2016	32 Raynes Cres	Detached	4	4	90	\$1,080K	\$1,053K
11 February, 2016	43 Bellrock Dr	Detached	3	3	15	\$758K	\$754K
	1006, 80 Alton Towers Circ	Condo	2	2	3	\$299K	\$300K
12 February, 2016	45 Barnwell Dr	Semi-Detached	3	4	9	\$588K	\$711K
	310, 88 Alton Towers Circ	Condo	1	1	2	\$228K	\$226K
16 February, 2016	97 Campania Cres	Detached	3	4	2	\$799K	\$827K
	1001, 160 Alton Towers Circ	Condo	2	2	39	\$298K	\$293K
	Ph207, 350 Alton Towers Circ	Condo	2	2	14	\$303K	\$290K
17 February, 2016	1212, 160 Alton Towers Circ	Condo	2	2	5	\$310K	\$316K
18 February, 2016	21 Raynes Cres	Detached	4	6	12	\$989K	\$1,120K
22 February, 2016	106 Wharton Sq	Detached	4	4	4	\$850K	\$850K
	1014, 88 Alton Towers Circ	Condo	1	1	0	\$232K	\$228K
24 February, 2016	1209, 88 Alton Towers Circ	Condo	2	2	13	\$293K	\$283K
25 February, 2016	1906, 350 Alton Towers Circ	Condo	2	2	14	\$303K	\$295K
26 February, 2016	4 Gageview Crt	Detached	3	3	9	\$749K	\$876K
	1709, 88 Alton Towers Circ	Condo	2	2	29	\$283K	\$276K
29 February, 2016	1202, 160 Alton Towers Circ	Condo	2	2	11	\$289K	\$280K
3 March, 2016	119 Withycombe Cres	Detached	4	3	6	\$699K	\$740K
	1705, 350 Alton Towers Circ	Condo	2	2	15	\$320K	\$305K
5 March, 2016	39 Dawnmist Cres	Detached	4	3	9	\$1,079K	\$1,150K
7 March, 2016	65 Maresfield Dr	Detached	3	3	10	\$630K	\$651K
	133 Wharton Sq	Detached	4	3	8	\$759K	\$822K
8 March, 2016	7 Whiteleaf Cres	Detached	4	4	18	\$888K	\$867K
	114, 80 Alton Tower Circ	Condo	2	2	5	\$265K	\$265K
	151 Valley Stream Dr	Townhouse	4	2	6	\$539K	\$578K
10 March, 2016	10 Muirlands Dr	Other	3	3	12	\$670K	\$655K
11 March, 2016	1407, 80 Alton Towers Circ N	Condo	2	2	11	\$288K	\$278K
12 March, 2016	88 Pondtail Dr	Townhouse	3	3	5	\$599K	\$610K

Data

Month, Day, Year of Sold Date	Address1	Property Type	Bedrooms	Washrooms	Days on the Market	List Price	Sold Price
12 March, 2016	120 James Park Sq	Detached	3	4	8	\$779K	\$769K
13 March, 2016	Ph204, 300 Alton Towers Circ	Condo	2	2	9	\$300K	\$300K
15 March, 2016	46 Hillfarm Dr	Other	3	3	4	\$579K	\$658K
16 March, 2016	80, 3500 Brimley Rd	Townhouse	3	2	2	\$519K	\$518K
17 March, 2016	44 Shady Hollow Dr	Detached	4	4	5	\$699K	\$777K
18 March, 2016	1905, 300 Alton Towers Circ	Condo	2	2	7	\$335K	\$317K
19 March, 2016	21 Hutchcroft Ave	Detached	4	4	10	\$838K	\$927K
	204, 160 Alton Towers Circ	Condo	2	2	5	\$307K	\$305K
21 March, 2016	197 Roxanne Cres	Detached	3	3	4	\$685K	\$768K
	1609, 150 Alton Towers Circ	Condo	2	2	11	\$299K	\$290K
23 March, 2016	Ph203, 350 Alton Towers Circ	Condo	2	2	1	\$310K	\$310K
24 March, 2016	12 Bellrock Dr	Detached	4	4	6	\$768K	\$809K
	41 Major Oak Terr	Detached	3	4	6	\$699K	\$685K
	813, 80 Alton Towers Circ	Condo	2	2	16	\$296K	\$283K
25 March, 2016	31 Danilack Crt	Detached	4	3	4	\$789K	\$846K
	60 Whistling Hills Dr	Detached	3	3	9	\$699K	\$689K
28 March, 2016	5 Sadlee Cove Cres	Townhouse	3	3	8	\$528K	\$528K
30 March, 2016	1807, 330 Alton Towers Circ	Condo	2	2	11	\$289K	\$313K
31 March, 2016	78 Pondtail Dr	Townhouse	3	2	8	\$595K	\$590K
	90 Radwell Cres	Semi-Detached	3	3	10	\$638K	\$725K
	502, 80 Alton Towers Circ	Condo	2	2	2	\$280K	\$280K
	504, 350 Alton Towers Circ	Condo	2	2	12	\$309K	\$299K
1 April, 2016	4 Green Spring Dr	Detached	3	4	11	\$768K	\$748K
4 April, 2016	1508, 150 Alton Towers Circ	Condo	2	2	7	\$295K	\$280K
5 April, 2016	89 Grenbeck Dr	Detached	4	4	34	\$899K	\$950K
	167 Ingleton Blvd	Detached	4	2	8	\$759K	\$741K
	1705, 330 Alton Towers Circ	Condo	2	2	3	\$289K	\$315K
6 April, 2016	28 Muirlands Dr	Other	3	2	1	\$599K	\$690K

Data

Month, Day, Year of Sold Date	Address1	Property Type	Bedrooms	Washrooms	Days on the Market	List Price	Sold Price
6 April, 2016	603, 150 Alton Towers Circ	Condo	2	2	22	\$329K	\$317K
7 April, 2016	43 Major Oak Terr	Detached	3	4	9	\$599K	\$685K
	1105, 160 Alton Towers Circ	Condo	2	2	5	\$295K	\$290K
8 April, 2016	12 Muirlands Dr	Other	3	3	17	\$640K	\$629K
10 April, 2016	29 Artillery St	Detached	4	4	11	\$998K	\$1,090K
11 April, 2016	29 Alvin Curling Cres	Detached	4	6	3	\$988K	\$1,130K
	35 Sadlee Cove Cres	Townhouse	3	4	7	\$499K	\$601K
12 April, 2016	82 Copperwood Sq	Semi-Detached	3	4	8	\$638K	\$720K
14 April, 2016	125 Fieldwood Dr	Detached	4	6	6	\$800K	\$860K
15 April, 2016	34 Penmarric Pl	Detached	3	4	16	\$768K	\$754K
16 April, 2016	89 Treetops Crt	Other	3	3	10	\$650K	\$669K
18 April, 2016	1713, 350 Alton Towers Circ	Condo	2	2	21	\$300K	\$290K
19 April, 2016	5 Fieldwood Dr	Detached	3	3	1	\$788K	\$880K
20 April, 2016	17 Goldhawk Tr	Detached	3	3	16	\$728K	\$710K
	501, 88 Alton Towers Circ	Condo	1	1	2	\$246K	\$248K
22 April, 2016	41 Moorehouse Dr	Other	3	3	19	\$659K	\$649K
	703, 300 Alton Towers Circ	Condo	2	2	20	\$289K	\$283K
23 April, 2016	305, 350 Alton Towers Circ	Condo	2	2	36	\$299K	\$287K
25 April, 2016	23 Flatwoods Dr	Detached	4	3	18	\$799K	\$820K
26 April, 2016	2 Pebblewood Ave	Detached	3	3	4	\$699K	\$688K
	28 Oakhaven Dr	Detached	3	3	6	\$659K	\$710K
	37 Wilderness Dr	Detached	4	5	6	\$789K	\$910K
27 April, 2016	58 Whistling Hills Dr	Detached	3	2	15	\$669K	\$678K
	60 Copperwood Sq	Townhouse	3	3	5	\$599K	\$725K
	1006, 150 Alton Towers Circ	Condo	1	1	48	\$230K	\$222K
28 April, 2016	706, 160 Alton Towers Circ	Condo	2	2	7	\$295K	\$297K
30 April, 2016	6 Bellrock Dr	Detached	4	4	29	\$959K	\$989K
	19 Wharton Sq	Detached	4	4	1	\$800K	\$908K

Data

Month, Day, Year of Sold Date	Address1	Property Type	Bedrooms	Washrooms	Days on the Market	List Price	Sold Price
2 May, 2016	77 Grenbeck Dr	Semi-Detached	3	4	10	\$599K	\$801K
	1409, 80 Alton Towers Circ	Condo	2	2	5	\$320K	\$310K
4 May, 2016	15, 3680 Brimley Rd	Townhouse	3	4	26	\$499K	\$630K
	206, 80 Alton Towers Circ	Condo	2	2	19	\$299K	\$283K
5 May, 2016	30 Enchanted Hills Cres	Detached	3	4	1	\$689K	\$835K
6 May, 2016	1410, 350 Alton Towers Circ	Condo	2	2	3	\$308K	\$332K
7 May, 2016	202, 350 Alton Towers Circ	Condo	2	2	11	\$329K	\$306K
8 May, 2016	22 Bramblebrook Ave	Detached	3	4	10	\$868K	\$860K
	601, 330 Alton Towers Circ	Condo	2	2	4	\$315K	\$313K
9 May, 2016	115 Fieldwood Dr	Detached	3	3	9	\$680K	\$740K
	287 Port Royal Tr	Detached	3	4	10	\$799K	\$1,015K
	1507, 300 Alton Towers Circ	Condo	2	2	1	\$299K	\$292K
10 May, 2016	1010, 150 Alton Towers Circ	Condo	2	2	8	\$309K	\$316K
11 May, 2016	#37, 3500 Brimley Rd	Townhouse	4	2	19	\$499K	\$570K
13 May, 2016	25, 3500 Brimley Rd	Townhouse	3	2	24	\$499K	\$543K
	62 Goldhawk Tr	Detached	4	5	13	\$1,150K	\$1,116K
14 May, 2016	1503, 150 Alton Towers Circ	Condo	2	2	10	\$330K	\$327K
16 May, 2016	40 Truro Cres	Townhouse	3	4	12	\$599K	\$686K
	808, 300 Alton Towers Circ	Condo	2	2	28	\$299K	\$293K
	1801, 350 Alton Towers Circ	Condo	2	2	1	\$288K	\$278K
17 May, 2016	1812, 88 Alton Towers Circ	Condo	1	1	13	\$226K	\$238K
19 May, 2016	27 Moorehouse Dr	Other	3	4	9	\$670K	\$664K
	33 Bellrock Dr	Detached	3	3	5	\$679K	\$820K
	35 Hillfarm Dr	Detached	3	2	6	\$600K	\$653K
	61 Pondtail Dr	Semi-Detached	4	4	5	\$699K	\$695K
	143 Whistling Hills Dr	Detached	3	4	17	\$748K	\$715K
20 May, 2016	159 Enchanted Hills Cres	Detached	3	4	9	\$858K	\$854K
21 May, 2016	1213, 150 Alton Towers Circ	Condo	2	2	45	\$280K	\$275K

Data

Month, Day, Year of Sold Date	Address1	Property Type	Bedrooms	Washrooms	Days on the Market	List Price	Sold Price
24 May, 2016	3 Muirlands Dr	Detached	4	2	0	\$599K	\$721K
	106 Pondtail Dr	Detached	3	5	4	\$789K	\$880K
	513, 330 Alton Towers Circ	Condo	2	2	5	\$290K	\$285K
25 May, 2016	412, 350 Alton Towers Circ	Condo	2	2	19	\$326K	\$319K
28 May, 2016	71 Maresfield Dr	Detached	3	4	25	\$600K	\$634K
30 May, 2016	6, 3680 Brimley Rd	Townhouse	3	4	11	\$569K	\$640K
31 May, 2016	23 Historic Terr	Detached	3	2	7	\$699K	\$789K
	234 Ingleton Blvd	Detached	4	8	14	\$938K	\$1,090K
1 June, 2016	23 Withycombe Cres	Townhouse	3	3	7	\$610K	\$602K
	57 Moorehouse Dr	Detached	3	2	7	\$625K	\$662K
2 June, 2016	27 Sadlee Cove Cres	Semi-Detached	3	2	7	\$599K	\$720K
3 June, 2016	35 Whistling Hills Dr	Detached	4	5	7	\$888K	\$975K
	110 Shady Hollow Dr	Detached	3	2	13	\$600K	\$622K
	178 Goldhawk Tr	Detached	3	4	7	\$739K	\$770K
4 June, 2016	3360E Mccowan Rd	Townhouse	4	3	1	\$599K	\$710K
5 June, 2016	1612, 80 Alton Towers Circ	Condo	2	2	12	\$319K	\$311K
6 June, 2016	348 Port Royal Tr	Detached	4	4	10	\$968K	\$1,100K
7 June, 2016	2 Hillfarm Dr	Detached	3	3	7	\$550K	\$601K
	38 Dawnmist Cres	Detached	4	4	7	\$1,190K	\$1,300K
8 June, 2016	20 Valley Stream Dr	Townhouse	3	3	30	\$589K	\$580K
	177 Goldhawk Tr	Detached	3	3	7	\$599K	\$750K
	404, 160 Alton Towers Circ	Condo	2	2	9	\$329K	\$326K
9 June, 2016	12 Bramblebrook Ave	Detached	4	4	6	\$949K	\$1,102K
	613, 300 Alton Towers Circ	Condo	2	2	2	\$300K	\$309K
	1410, 88 Alton Towers Circ	Condo	1	1	2	\$248K	\$248K
	1501, 330 Alton Towers Circ	Condo	2	2	8	\$310K	\$329K
	1504, 160 Alton Towers Circ	Condo	2	2	2	\$330K	\$343K
	2010, 300 Alton Towers Circ	Condo	2	2	13	\$328K	\$302K

Data

Month, Day, Year of Sold Date	Address1	Property Type	Bedrooms	Washrooms	Days on the Market	List Price	Sold Price
13 June, 2016	44 Truro Cres	Townhouse	3	3	13	\$675K	\$648K
	105 Nettlecreek Cres	Detached	4	5	10	\$899K	\$1,025K
15 June, 2016	29 Sadlee Cove Cres S	Semi-Detached	3	2	12	\$599K	\$680K
	139 Shady Hollow Dr	Semi-Detached	3	3	19	\$549K	\$552K
	169 Goldhawk Tr	Detached	3	2	0	\$729K	\$748K
	303 Port Royal Tr	Detached	3	3	5	\$698K	\$802K
	1112, 330 Alton Towers Circ	Condo	2	2	8	\$329K	\$325K
17 June, 2016	37 Withycombe Cres	Townhouse	3	2	8	\$569K	\$653K
21 June, 2016	111, 88 Alton Towers Circ	Condo	1	1	4	\$238K	\$236K
22 June, 2016	53 James Park Sq	Townhouse	3	3	8	\$589K	\$680K
	158 Enchanted Hills Cres	Detached	3	4	6	\$698K	\$768K
	202 Port Royal Tr	Detached	4	3	14	\$938K	\$941K
23 June, 2016	1402, 350 Alton Towers Circ	Condo	2	2	15	\$305K	\$303K
	1901, 88 Alton Towers Circ	Condo	1	1	2	\$250K	\$248K
24 June, 2016	801, 80 Alton Towers Circ	Condo	2	2	9	\$325K	\$315K
	1007, 160 Alton Towers Circ	Condo	2	2	17	\$319K	\$310K
25 June, 2016	86 Truro Cres	Detached	3	4	6	\$750K	\$820K
26 June, 2016	713, 330 Alton Towers Circ	Condo	2	2	2	\$268K	\$260K
27 June, 2016	1209, 330 Alton Towers Circ	Condo	2	2	9	\$319K	\$315K
28 June, 2016	59 Hillfarm Dr	Detached	4	4	5	\$900K	\$946K
	60 Becca Hall Tr	Detached	4	3	12	\$928K	\$930K
29 June, 2016	30 Valley Stream Dr	Detached	3	3	7	\$688K	\$755K
	61 Major Oak Terr	Detached	3	4	7	\$699K	\$725K
30 June, 2016	17 Hillfarm Dr	Detached	3	3	9	\$825K	\$791K
1 July, 2016	68 Muirlands Dr	Semi-Detached	3	2	29	\$598K	\$595K
4 July, 2016	1501, 80 Alton Towers Circ	Condo	2	2	6	\$325K	\$312K
5 July, 2016	4 Ingleton Blvd	Detached	3	3	14	\$819K	\$812K
6 July, 2016	6 Shallowford Crt	Detached	4	6	12	\$1,069K	\$1,150K

Data

Month, Day, Year of Sold Date	Address1	Property Type	Bedrooms	Washrooms	Days on the Market	List Price	Sold Price
6 July, 2016	67 Fieldwood Dr	Detached	4	3	13	\$799K	\$880K
	1405, 330 Alton Towers Circ	Condo	2	2	26	\$310K	\$332K
7 July, 2016	57 Copperwood Sq	Detached	3	3	7	\$738K	\$840K
8 July, 2016	7 Shady Hollow Dr	Detached	3	3	8	\$688K	\$710K
	45 James Park Sq	Townhouse	3	3	23	\$586K	\$570K
9 July, 2016	61 Grenbeck Dr	Townhouse	3	2	3	\$649K	\$644K
	1815, 88 Alton Towers Circ	Condo	2	2	27	\$289K	\$280K
10 July, 2016	55 Muirlands Dr	Other	3	4	3	\$698K	\$752K
11 July, 2016	2 O'halloran Cres	Other	3	3	4	\$650K	\$725K
12 July, 2016	104, 330 Alton Towers Circ	Condo	2	2	33	\$325K	\$310K
13 July, 2016	79 Truro Cres	Detached	3	4	8	\$728K	\$864K
16 July, 2016	459 Port Royal Tr	Detached	3	4	4	\$969K	\$997K
	905, 330 Alton Towers Circ	Condo	2	2	1	\$329K	\$325K
17 July, 2016	1610, 350 Alton Towers Circ	Condo	2	2	2	\$338K	\$338K
21 July, 2016	33 Oakhaven Dr	Detached	3	3	9	\$800K	\$799K
	38 Highbridge Pl	Detached	3	3	22	\$999K	\$998K
22 July, 2016	69 Valley Stream Dr	Townhouse	3	3	16	\$588K	\$607K
23 July, 2016	804, 330 Alton Towers Circ	Condo	2	2	2	\$329K	\$349K
24 July, 2016	18 Wharton Sq	Detached	4	4	30	\$899K	\$885K
25 July, 2016	96 Port Royal Tr	Detached	3	3	7	\$699K	\$881K
	1406, 88 Alton Towers Circ	Condo	1	1	39	\$265K	\$258K
26 July, 2016	98 Copperwood Sq	Detached	5	5	6	\$799K	\$864K
	813, 160 Alton Towers Circ	Condo	1	1	30	\$228K	\$218K
	1605, 350 Alton Towers Circ	Condo	2	2	1	\$348K	\$345K
27 July, 2016	22 Captains Way	Detached	4	4	7	\$999K	\$1,101K
	71 Major Oak Terr	Detached	3	4	5	\$749K	\$796K
	120 Shady Hollow Dr	Detached	3	4	20	\$690K	\$678K
	409, 330 Alton Towers Circ	Condo	2	2	18	\$318K	\$315K

Data

Month, Day, Year of Sold Date	Address1	Property Type	Bedrooms	Washrooms	Days on the Market	List Price	Sold Price
27 July, 2016	507, 150 Alton Towers Circ	Condo	1	1	22	\$225K	\$224K
	3358E Mccowan Rd	Townhouse	3	3	7	\$619K	\$714K
28 July, 2016	168 Roxanne Cres	Detached	3	3	16	\$739K	\$785K
	443 Port Royal Tr	Detached	3	5	1	\$999K	\$1,065K
30 July, 2016	48 Nettlecreek Cres	Detached	4	4	51	\$900K	\$980K
	713, 330 Alton Towers Circ	Condo	2	2	4	\$268K	\$266K
2 August, 2016	100 Barnwell Dr	Detached	3	3	17	\$799K	\$806K
3 August, 2016	1112, 80 Alton Towers Circ	Condo	2	2	9	\$318K	\$309K
	1509, 88 Alton Towers Circ	Condo	2	2	27	\$300K	\$303K
4 August, 2016	63 Whiteleaf Cres	Detached	4	4	13	\$999K	\$1,020K
5 August, 2016	31 Green Spring Dr	Other	3	4	3	\$658K	\$723K
	712, 300 Alton Towers Circ	Condo	2	2	13	\$300K	\$289K
6 August, 2016	703, 160 Alton Towers Circ	Condo	1	1	15	\$229K	\$225K
7 August, 2016	609, 300 Alton Towers Circ	Condo	2	2	10	\$259K	\$258K
9 August, 2016	123 Sadlee Cove Cres	Semi-Detached	3	3	7	\$638K	\$678K
10 August, 2016	67 Pondtail Dr	Semi-Detached	3	3	5	\$699K	\$732K
	95 Treetops Crt	Other	3	2	6	\$650K	\$658K
	1012, 80 Alton Towers Circ	Condo	2	2	3	\$318K	\$310K
	1506, 330 Alton Towers Circ	Condo	2	2	7	\$319K	\$325K
14 August, 2016	111 Shady Hollow Dr	Detached	3	3	2	\$698K	\$687K
15 August, 2016	807, 330 Alton Towers Circ	Condo	2	2	11	\$329K	\$326K
17 August, 2016	312, 300 Alton Towers Circ	Condo	2	2	14	\$330K	\$327K
	701, 80 Alton Towers Circ	Condo	2	2	33	\$317K	\$310K
19 August, 2016	31 Becca Hall Tr	Detached	4	4	7	\$839K	\$802K
	Ph109, 330 Alton Towers Circ	Condo	2	2	16	\$319K	\$320K
22 August, 2016	37 Phalen Cres	Townhouse	3	3	17	\$619K	\$590K
25 August, 2016	104, 80 Alton Towers Circ	Condo	2	2	53	\$330K	\$319K
26 August, 2016	24 Hutchcroft Ave	Detached	4	4	33	\$950K	\$915K

Data

Month, Day, Year of Sold Date	Address1	Property Type	Bedrooms	Washrooms	Days on the Market	List Price	Sold Price
26 August, 2016	106 Sadlee Cove Cres	Townhouse	3	2	18	\$618K	\$601K
	513, 160 Alton Towers Circ	Condo	1	1	73	\$220K	\$212K
27 August, 2016	52 Highbridge Pl	Detached	4	4	23	\$1,178K	\$1,130K
30 August, 2016	22 Gageview Crt	Semi-Detached	3	2	22	\$689K	\$677K
31 August, 2016	115 Moorehouse Dr	Detached	3	3	9	\$738K	\$795K
1 September, 2016	25 Saintsbury Sq	Detached	3	4	9	\$750K	\$855K
	103 Shady Hollow Dr E	Detached	3	2	6	\$669K	\$709K
	170 Ingleton Blvd	Detached	3	4	10	\$819K	\$809K
2 September, 2016	313, 80 Alton Towers Circ	Condo	2	2	1	\$297K	\$296K
4 September, 2016	809, 80 Alton Towers Circ	Condo	2	2	48	\$319K	\$310K
7 September, 2016	4 Hillfarm Dr	Detached	3	3	30	\$730K	\$690K
8 September, 2016	64 Seamist Cres	Detached	3	4	20	\$769K	\$725K
	1002, 80 Alton Towers Circ	Condo	2	2	23	\$319K	\$310K
9 September, 2016	50 Green Spring Dr	Other	3	3	11	\$700K	\$700K
	1712, 330 Alton Towers Circ	Condo	2	2	32	\$299K	\$293K
	Ph109, 300 Alton Towers Circ	Condo	2	2	43	\$290K	\$280K
10 September, 2016	26 Captain Hall Crt	Detached	3	5	2	\$749K	\$843K
11 September, 2016	7 Bridport Cres	Detached	4	3	4	\$829K	\$871K
	2014, 80 Alton Towers Circ	Condo	2	2	26	\$329K	\$323K
12 September, 2016	20 Alanbull Sq	Detached	3	4	21	\$1,030K	\$1,010K
15 September, 2016	111 Valley Stream Dr	Detached	3	3	5	\$599K	\$778K
16 September, 2016	39 Phalen Cres	Townhouse	3	2	9	\$619K	\$610K
17 September, 2016	19 Pebblewood Ave	Semi-Detached	3	2	18	\$599K	\$593K
19 September, 2016	25 Artillery St	Detached	4	6	13	\$1,135K	\$1,125K
	32 Audrelane Crt	Detached	4	4	6	\$968K	\$1,018K
20 September, 2016	1409, 300 Alton Towers Circ	Condo	2	2	8	\$290K	\$290K
21 September, 2016	82 Bellrock Dr	Detached	3	4	1	\$728K	\$862K
	704, 150 Alton Towers Circ	Condo	2	2	45	\$318K	\$306K

Data

Month, Day, Year of Sold Date	Address1	Property Type	Bedrooms	Washrooms	Days on the Market	List Price	Sold Price
22 September, 2016	807, 160 Alton Towers Circ W	Condo	2	2	29	\$289K	\$282K
24 September, 2016	6 Pondtail Dr	Detached	3	3	3	\$759K	\$751K
25 September, 2016	205 Roxanne Cres	Detached	4	4	5	\$718K	\$828K
26 September, 2016	57 Campania Cres	Other	3	4	18	\$599K	\$716K
	82 Alanbull Sq	Detached	4	4	7	\$828K	\$892K
	1201, 80 Alton Towers Circ	Condo	2	2	45	\$320K	\$312K
28 September, 2016	9 Ampleford Pl	Detached	3	4	1	\$789K	\$810K
30 September, 2016	50 Enchanted Hills Cres	Detached	3	4	10	\$759K	\$828K
1 October, 2016	26 Hutchcroft Ave	Detached	3	2	58	\$779K	\$767K
3 October, 2016	212, 80 Alton Towers Circ	Condo	2	2	25	\$300K	\$292K
5 October, 2016	38, 3500 Brimley Rd	Townhouse	4	2	7	\$558K	\$585K
	51 Phalen Cres	Semi-Detached	3	2	7	\$639K	\$678K
	106 Withycombe Cres	Detached	5	2	7	\$778K	\$828K
6 October, 2016	408, 80 Alton Towers Circ	Condo	2	2	24	\$349K	\$334K
7 October, 2016	24 Withycombe Cres	Semi-Detached	3	3	8	\$629K	\$733K
	38 Becca Hall Tr	Detached	4	5	1	\$1,088K	\$1,150K
9 October, 2016	512, 330 Alton Towers Circ	Condo	2	2	12	\$330K	\$330K
11 October, 2016	55 Wharton Sq	Detached	4	3	13	\$825K	\$838K
	95 Shady Hollow Dr	Detached	3	3	20	\$729K	\$717K
	1804, 300 Alton Towers Circ	Condo	2	2	32	\$300K	\$293K
14 October, 2016	107 Moorehouse Dr	Detached	3	2	11	\$700K	\$675K
	703, 150 Alton Towers Circ	Condo	2	2	52	\$348K	\$342K
15 October, 2016	29 Muirlands Dr	Detached	3	3	18	\$699K	\$680K
16 October, 2016	1912, 150 Alton Towers Circ	Condo	1	1	13	\$269K	\$265K
17 October, 2016	1508, 330 Alton Towers Circ	Condo	2	2	18	\$290K	\$291K
18 October, 2016	107 Whistling Hills Dr	Detached	4	4	11	\$869K	\$960K
19 October, 2016	30, 3500 Brimley Rd	Townhouse	4	2	5	\$535K	\$568K
21 October, 2016	9 Green Spring Dr	Townhouse	3	2	86	\$570K	\$555K

Data

Month, Day, Year of Sold Date	Address1	Property Type	Bedrooms	Washrooms	Days on the Market	List Price	Sold Price
26 October, 2016	84 Bellrock Dr	Detached	4	5	6	\$728K	\$880K
	256 Port Royal Tr	Detached	3	2	2	\$698K	\$780K
27 October, 2016	113, 80 Alton Towers Circ	Condo	2	2	113	\$316K	\$308K
28 October, 2016	11 Green Spring Dr	Townhouse	4	2	23	\$559K	\$553K
	1011, 330 Alton Towers Circ	Condo	2	2	14	\$340K	\$350K
1 November, 2016	7 Fieldwood Dr	Detached	3	4	7	\$750K	\$838K
	29 Green Spring Dr	Other	3	4	21	\$680K	\$705K
2 November, 2016	28 Seamist Cres	Detached	3	4	28	\$599K	\$705K
3 November, 2016	8 Wilderness Dr	Detached	4	5	5	\$799K	\$990K
	405, 300 Alton Towers Circ	Condo	2	2	8	\$318K	\$309K
4 November, 2016	1102, 80 Alton Towers Circ	Condo	2	2	3	\$319K	\$321K
5 November, 2016	80 Valley Stream Dr	Detached	3	2	5	\$688K	\$680K
8 November, 2016	3 Phalen Cres	Semi-Detached	3	3	12	\$499K	\$561K
	48 Green Spring Dr	Other	3	3	5	\$699K	\$675K
9 November, 2016	12 Bretton Crt	Detached	3	4	29	\$888K	\$879K
	16 Strawberry Hills Dr	Detached	4	3	28	\$1,350K	\$1,280K
	75 Roxanne Cres	Detached	4	4	74	\$1,180K	\$1,100K
10 November, 2016	1003, 350 Alton Towers Circ	Condo	2	2	58	\$358K	\$343K
11 November, 2016	1204, 350 Alton Towers Circ	Condo	2	2	8	\$313K	\$308K
12 November, 2016	1709, 330 Alton Towers Circ	Condo	2	2	4	\$319K	\$317K
13 November, 2016	27 Phalen Cres	Townhouse	3	2	48	\$580K	\$578K
14 November, 2016	31 Duxbury Dr	Detached	4	6	49	\$1,069K	\$1,063K
16 November, 2016	5 Historic Terr	Detached	4	6	43	\$958K	\$925K
	59 Muirlands Dr	Semi-Detached	3	3	7	\$600K	\$662K
	704, 350 Alton Towers Circ	Condo	2	2	16	\$305K	\$300K
17 November, 2016	150 Goldhawk Tr	Detached	3	3	9	\$699K	\$831K
	501, 150 Alton Towers Circ	Condo	2	2	50	\$300K	\$293K
	1408, 88 Alton Towers Circ	Condo	2	1	34	\$282K	\$275K

Data

Month, Day, Year of Sold Date	Address1	Property Type	Bedrooms	Washrooms	Days on the Market	List Price	Sold Price
18 November, 2016	64 Roxanne Cres	Detached	4	5	11	\$995K	\$970K
21 November, 2016	77 Historic Terr	Detached	3	4	20	\$890K	\$819K
23 November, 2016	26 Truro Cres	Semi-Detached	3	3	8	\$639K	\$730K
27 November, 2016	20 Hutchcroft Ave	Detached	5	4	9	\$828K	\$965K
29 November, 2016	6 Campania Cres	Detached	3	3	22	\$859K	\$834K
	6 Muirlands Dr	Detached	3	4	39	\$829K	\$829K
30 November, 2016	65 Pondtail Dr	Semi-Detached	3	3	13	\$700K	\$699K
	906, 80 Alton Towers Circ	Condo	2	2	12	\$330K	\$350K
4 December, 2016	73 Wharton Sq	Detached	3	4	4	\$650K	\$840K
5 December, 2016	23 Radwell Cres	Detached	3	2	20	\$699K	\$759K
	44 Bellrock Dr	Detached	3	4	30	\$815K	\$800K
9 December, 2016	510, 350 Alton Towers Circ	Condo	2	2	28	\$359K	\$353K
	1206, 330 Alton Towers Circ	Condo	2	2	28	\$320K	\$316K
12 December, 2016	1205, 88 Alton Towers Circ	Condo	2	1	4	\$295K	\$310K
13 December, 2016	311, 88 Alton Towers Circ	Condo	1	1	25	\$265K	\$260K
16 December, 2016	30 Audrelane Crt	Detached	4	4	3	\$938K	\$1,038K
18 December, 2016	2 Becca Hall Tr	Detached	3	3	1	\$800K	\$810K
19 December, 2016	145 Enchanted Hills Cres	Detached	3	4	7	\$780K	\$850K
20 December, 2016	95 Becca Hall Tr	Detached	4	4	7	\$799K	\$955K
22 December, 2016	17 Pondtail Dr	Detached	3	3	3	\$699K	\$798K
23 December, 2016	1512, 350 Alton Towers Circ	Condo	2	2	18	\$319K	\$308K
30 December, 2016	1910, 330 Alton Towers Circ	Condo	2	2	36	\$329K	\$325K
3 January, 2017	208, 2020 Mcnicoll Ave	Other	4	4	213	\$1,018K	\$950K
6 January, 2017	1712, 330 Alton Towers Circ	Condo	2	2	1	\$359K	\$351K
9 January, 2017	2115, 88 Alton Towers Circ	Condo	2	2	4	\$319K	\$320K
10 January, 2017	306, 160 Alton Towers Circ	Condo	2	2	2	\$309K	\$310K
13 January, 2017	904, 80 Alton Towers Circ	Condo	2	2	70	\$380K	\$360K
16 January, 2017	123 Enchanted Hills Cres	Detached	4	4	14	\$779K	\$885K

Data

Month, Day, Year of Sold Date	Address1	Property Type	Bedrooms	Washrooms	Days on the Market	List Price	Sold Price
20 January, 2017	1605, 150 Alton Towers Circ	Condo	2	2	14	\$319K	\$317K
	#312, 80 Alton Towers Circ	Condo	2	2	4	\$340K	\$345K
22 January, 2017	19 Ingleton Blvd	Detached	4	5	3	\$899K	\$1,180K
	1009, 350 Alton Towers Circ	Condo	2	2	41	\$300K	\$288K
24 January, 2017	39 Blue Pond Pl	Semi-Detached	3	3	7	\$600K	\$760K
25 January, 2017	312, 330 Alton Towers Circ	Condo	2	2	19	\$329K	\$324K
	1015, 88 Alton Towers Circ	Condo	2	2	0	\$339K	\$338K
26 January, 2017	211, 330 Alton Towers Circ	Condo	2	2	18	\$330K	\$351K
1 February, 2017	235 Roxanne Cres	Detached	4	4	9	\$838K	\$943K
2 February, 2017	73 Sadlee Cove Cres	Townhouse	3	2	5	\$619K	\$707K
3 February, 2017	1706, 300 Alton Towers Circ	Condo	2	2	19	\$355K	\$353K
7 February, 2017	1203, 330 Alton Towers Circ	Condo	2	2	21	\$325K	\$328K
8 February, 2017	410, 88 Alton Towers Circ	Condo	1	1	9	\$300K	\$325K
10 February, 2017	5 Copthorne Ave	Detached	4	6	8	\$897K	\$1,300K
	403, 330 Alton Towers Circ	Condo	2	2	34	\$325K	\$325K
13 February, 2017	#503, 150 Alton Towers Circ	Condo	2	2	4	\$350K	\$350K
15 February, 2017	92 Radwell Cres	Semi-Detached	3	3	7	\$699K	\$830K
	713, 350 Alton Towers Circ	Condo	2	2	6	\$355K	\$365K
18 February, 2017	28 Enchanted Hills Cres	Detached	3	3	3	\$659K	\$800K
	59 Danilack Crt E	Detached	3	4	19	\$920K	\$910K
19 February, 2017	1704, 330 Alton Towers Circ	Condo	2	2	9	\$329K	\$352K
20 February, 2017	9 Alton Towers Circ	Detached	3	4	5	\$699K	\$970K
21 February, 2017	33 Boxdene Ave	Detached	4	4	8	\$988K	\$1,320K
22 February, 2017	8 Maresfield Dr	Detached	3	3	7	\$668K	\$829K
	803, 350 Alton Towers Circ	Condo	2	2	23	\$358K	\$348K
26 February, 2017	15 Gageview Crt	Detached	3	4	6	\$799K	\$980K
28 February, 2017	604, 300 Alton Towers Circ	Condo	2	2	7	\$329K	\$355K
1 March, 2017	57 Muirlands Dr	Semi-Detached	3	2	8	\$679K	\$750K

Data

Month, Day, Year of Sold Date	Address1	Property Type	Bedrooms	Washrooms	Days on the Market	List Price	Sold Price
1 March, 2017	210, 350 Alton Tower Circ	Condo	2	2	47	\$305K	\$300K
	907, 300 Alton Towers Circ	Condo	2	2	1	\$335K	\$339K
9 March, 2017	29 Green Spring Dr	Other	3	4	3	\$679K	\$800K
10 March, 2017	77 Nettlecreek Cres	Detached	4	5	7	\$999K	\$1,200K
11 March, 2017	58 Shady Hollow Dr	Detached	3	3	2	\$710K	\$810K
	102 Truro Cres	Detached	4	4	9	\$988K	\$1,188K
14 March, 2017	1 Seamist Cres	Detached	3	2	1	\$600K	\$788K
15 March, 2017	108 Wharton Sq	Detached	4	4	5	\$699K	\$1,080K
	190 Enchanted Hills Cres	Detached	3	3	6	\$800K	\$938K
16 March, 2017	512, 300 Alton Towers Circ	Condo	2	2	1	\$339K	\$412K
	#1807, 350 Alton Towers Circ	Condo	2	2	1	\$350K	\$372K
17 March, 2017	45 Ponymill Dr	Detached	3	3	0	\$760K	\$894K
	511, 160 Alton Towers Circ	Condo	2	2	1	\$349K	\$380K
19 March, 2017	307, 300 Alton Towers Circ	Condo	2	2	1	\$339K	\$415K
20 March, 2017	57 Enchanted Hill Cres	Detached	4	4	5	\$819K	\$1,084K
21 March, 2017	334 Goldhawk Tr	Detached	4	3	11	\$1,458K	\$1,435K
	804, 350 Alton Towers Circ	Condo	2	2	1	\$360K	\$401K
23 March, 2017	12 Bramblebrook Ave	Detached	4	4	10	\$988K	\$1,264K
27 March, 2017	16 Hambleton Crt	Detached	4	6	7	\$999K	\$1,383K
	23 Hillfarm Dr	Detached	3	3	7	\$699K	\$968K
28 March, 2017	85 Sadlee Cove Cres	Semi-Detached	3	3	7	\$700K	\$808K
	1803, 88 Alton Towers Circ	Condo	1	1	15	\$300K	\$340K
29 March, 2017	62 Muirlands Dr	Detached	3	3	7	\$700K	\$906K
30 March, 2017	17 James Park Sq	Other	3	1	9	\$799K	\$841K
	62 Alvin Curling Cres	Detached	4	4	7	\$1,190K	\$1,528K
31 March, 2017	77 Treetops Crt	Other	3	3	3	\$679K	\$782K
	1505, 350 Alton Towers Circ	Condo	2	2	0	\$359K	\$422K
1 April, 2017	127 Fieldwood Dr N	Detached	4	4	5	\$799K	\$928K

Data

Month, Day, Year of Sold Date	Address1	Property Type	Bedrooms	Washrooms	Days on the Market	List Price	Sold Price
3 April, 2017	34 Pebblewood Ave	Detached	3	4	9	\$800K	\$810K
4 April, 2017	12 Shallowford Crt	Detached	3	5	11	\$898K	\$886K
	140 Bellrock Dr	Detached	4	4	5	\$799K	\$948K
5 April, 2017	23 Artillery St	Detached	4	4	7	\$1,058K	\$1,301K
	213, 350 Alton Towers Circ	Condo	2	2	1	\$359K	\$435K
	1204, 160 Alton Towers Circ	Condo	2	2	9	\$408K	\$455K
8 April, 2017	14 Enchanted Hills Cres	Detached	3	3	2	\$948K	\$945K
	39 Bellrock Dr	Detached	3	4	9	\$799K	\$930K
10 April, 2017	6 Truro Cres	Townhouse	3	2	8	\$590K	\$766K
11 April, 2017	11 Porcelain Terr	Detached	4	6	4	\$1,590K	\$1,810K
	38 Staverton Crt	Detached	3	4	2	\$1,030K	\$1,020K
	1511, 160 Alton Towers Circ	Condo	2	2	6	\$389K	\$440K
12 April, 2017	101 Whistling Hills Dr	Detached	4	5	2	\$1,000K	\$1,390K
	1102, 88 Alton Towers Circ	Condo	1	1	2	\$304K	\$350K
13 April, 2017	504, 150 Alton Towers Circ	Condo	2	2	3	\$349K	\$415K
14 April, 2017	93 Goldhawk Tr	Detached	3	3	24	\$859K	\$845K
15 April, 2017	805, 350 Alton Towers Circ	Condo	2	2	3	\$379K	\$489K
17 April, 2017	81 Bellrock Dr	Detached	3	4	10	\$800K	\$1,050K
18 April, 2017	235 Goldhawk Tr	Detached	3	3	13	\$799K	\$910K
21 April, 2017	51 Muirlands Dr	Other	3	3	18	\$699K	\$740K
23 April, 2017	23 Duxbury Dr	Detached	4	4	15	\$1,289K	\$1,205K
24 April, 2017	601, 88 Alton Towers Circ	Condo	1	1	6	\$335K	\$350K
25 April, 2017	65 Scoville Sq	Detached	4	4	13	\$1,138K	\$1,100K
	94 Truro Cres	Detached	4	4	15	\$899K	\$1,080K
	#2007, 80 Alton Towers Circ	Condo	2	2	13	\$400K	\$460K
26 April, 2017	51 Port Royal Tr	Detached	3	2	9	\$749K	\$930K
27 April, 2017	27 Bridport Cres, Toronto	Detached	4	5	7	\$1,180K	\$1,398K
2 May, 2017	100 Muirlands Dr	Other	3	4	6	\$698K	\$808K

Data

Month, Day, Year of Sold Date	Address1	Property Type	Bedrooms	Washrooms	Days on the Market	List Price	Sold Price
3 May, 2017	173 Roxanne Cres	Detached	4	5	2	\$1,028K	\$996K
	912, 160 Alton Towers Circ	Condo	2	2	5	\$408K	\$445K
4 May, 2017	424 Port Royal Tr	Detached	3	4	3	\$1,098K	\$1,020K
	1712, 330 Alton Towers Circ	Condo	2	2	7	\$368K	\$473K
5 May, 2017	24 Whistling Hills Dr	Semi-Detached	3	3	0	\$699K	\$720K
	1515, 88 Alton Towers Circ	Condo	2	2	11	\$389K	\$398K
9 May, 2017	111 Truro Cres	Detached	3	4	9	\$840K	\$950K
12 May, 2017	1504, 88 Alton Towers Circ	Condo	2	2	14	\$300K	\$438K
16 May, 2017	505, 88 Alton Towers Circ	Condo	2	1	2	\$380K	\$369K
18 May, 2017	62 Wharton Sq	Detached	5	5	14	\$799K	\$950K
	1206, 88 Alton Towers Circ	Condo	1	1	20	\$300K	\$295K
	1412, 88 Alton Towers Circ	Condo	1	1	13	\$319K	\$355K
20 May, 2017	225 Ingleton Blvd	Detached	3	4	15	\$888K	\$870K
21 May, 2017	19 Phalen Cres	Semi-Detached	3	5	11	\$599K	\$780K
23 May, 2017	906, 150 Alton Towers Circ	Condo	1	1	6	\$288K	\$288K
26 May, 2017	40 Shallowford Crt	Detached	4	7	8	\$1,099K	\$1,223K
	62 Dawnmist Cres	Detached	4	4	13	\$1,200K	\$1,139K
29 May, 2017	46 Captain Hall Crt	Detached	4	6	4	\$819K	\$935K
31 May, 2017	412, 88 Alton Towers Circ	Condo	1	1	16	\$355K	\$350K
	1909, 300 Alton Towers Circ	Condo	2	2	5	\$329K	\$353K
4 June, 2017	1208, 300 Alton Towers Circ	Condo	2	2	1	\$410K	\$410K
5 June, 2017	19 Goldhawk Tr	Detached	3	2	20	\$739K	\$738K
	130 Sadlee Cove Cres	Semi-Detached	3	3	4	\$759K	\$748K
	177 Enchanted Hills Cres	Detached	3	4	32	\$938K	\$925K
13 June, 2017	1606, 150 Alton Towers Circ	Condo	1	1	31	\$268K	\$264K
14 June, 2017	3 Phalen Cres	Semi-Detached	3	3	5	\$749K	\$742K
	105 Barnwell Dr	Detached	3	2	12	\$690K	\$790K
15 June, 2017	21 Whistling Hills Dr	Detached	3	4	22	\$799K	\$877K

Data

Month, Day, Year of Sold Date	Address1	Property Type	Bedrooms	Washrooms	Days on the Market	List Price	Sold Price
17 June, 2017	1207, 330 Alton Towers Circ S	Condo	2	2	23	\$438K	\$410K
19 June, 2017	2106, 88 Alton Towers Circ	Condo	1	1	11	\$309K	\$309K
20 June, 2017	46 Kennaley Cres	Townhouse	3	2	5	\$599K	\$597K
	94 James Park Sq	Semi-Detached	3	4	12	\$739K	\$712K
	801, 88 Alton Towers Circ	Condo	1	1	13	\$300K	\$347K
21 June, 2017	130 Roxanne Cres	Detached	4	4	11	\$1,080K	\$1,180K
23 June, 2017	9 Hillfarm Dr	Detached	3	4	3	\$698K	\$750K
	1202, 160 Alton Towers Circ	Condo	2	2	3	\$348K	\$379K
28 June, 2017	109, 88 Alton Towers Circ	Condo	2	2	4	\$399K	\$393K
	1201, 88 Alton Towers Circ	Condo	1	1	7	\$350K	\$340K
29 June, 2017	303, 88 Alton Towers Circ	Condo	1	1	20	\$338K	\$336K
2 July, 2017	28 Captain Hall Crt	Detached	3	4	12	\$988K	\$900K
3 July, 2017	702, 300 Alton Towers Circ	Condo	2	2	33	\$390K	\$382K
4 July, 2017	87 Campania Cres	Detached	3	3	7	\$700K	\$735K
	1010, 88 Alton Towers Circ	Condo	1	1	22	\$349K	\$337K
11 July, 2017	18 Serenity Crt	Detached	4	4	32	\$1,389K	\$1,250K
	303, 300 Alton Towers Circ	Condo	2	2	18	\$394K	\$410K
	1011, 160 Alton Towers Circ	Condo	2	2	31	\$410K	\$388K
14 July, 2017	23 Strawberry Hill Dr	Detached	4	3	7	\$1,350K	\$1,350K
	404, 150 Alton Towers Circ	Condo	2	2	25	\$389K	\$395K
16 July, 2017	123 Ingleton Blvd	Detached	4	4	34	\$1,098K	\$1,025K
18 July, 2017	357 Port Royal Tr	Detached	4	5	7	\$1,000K	\$1,415K
19 July, 2017	17 Moorehouse Dr	Other	3	4	15	\$769K	\$744K
	204, 350 Alton Towers Circ	Condo	2	2	7	\$389K	\$370K
20 July, 2017	37 Whistling Hills Dr	Detached	4	2	35	\$900K	\$885K
	1110, 350 Alton Towers Circ	Condo	2	2	34	\$419K	\$385K
21 July, 2017	89 Moorehouse Dr	Detached	3	4	25	\$799K	\$797K
22 July, 2017	18 Oakhaven Dr	Detached	3	2	11	\$698K	\$640K

Data

Month, Day, Year of Sold Date	Address1	Property Type	Bedrooms	Washrooms	Days on the Market	List Price	Sold Price
22 July, 2017	78 Oakhaven Dr	Detached	3	3	8	\$739K	\$730K
24 July, 2017	712, 350 Alton Towers Circ	Condo	2	2	11	\$330K	\$324K
	1201, 150 Alton Towers Circ	Condo	2	2	47	\$398K	\$368K
27 July, 2017	1002, 160 Alton Towers Circ	Condo	2	2	7	\$349K	\$400K
30 July, 2017	47 Penmarric Pl	Detached	3	2	13	\$669K	\$632K
31 July, 2017	1611, 80 Alton Towers Circ	Condo	2	2	39	\$430K	\$410K
3 August, 2017	6 Captain Hall Crt	Detached	3	4	13	\$798K	\$760K
	124 Copperwood Sq	Detached	4	3	12	\$777K	\$730K
9 August, 2017	78 Muirlands Dr	Detached	3	3	13	\$799K	\$740K
10 August, 2017	116 Phalen Cres	Semi-Detached	3	3	37	\$699K	\$680K
22 August, 2017	63 Sadlee Cove Cres	Semi-Detached	3	3	41	\$699K	\$690K
23 August, 2017	29, 3500 Brimley Rd	Townhouse	4	2	54	\$560K	\$540K
25 August, 2017	1 Copthorne Ave	Detached	4	3	29	\$1,000K	\$910K
	1805, 80 Alton Towers Circ	Condo	2	2	11	\$400K	\$385K
26 August, 2017	149 Valley Stream Dr	Townhouse	4	3	11	\$619K	\$599K
29 August, 2017	79 Sadlee Cove Cres	Townhouse	3	3	40	\$638K	\$625K
30 August, 2017	20 James Park Sq	Semi-Detached	3	4	30	\$788K	\$735K
1 September, 2017	77 Radwell Cres	Detached	4	2	24	\$800K	\$780K
8 September, 2017	74 Pondtail Dr	Townhouse	3	2	12	\$620K	\$618K
11 September, 2017	Ph 210, 300 Alton Towers Circ	Condo	2	2	49	\$380K	\$370K
15 September, 2017	903, 330 Alton Towers Circ	Condo	2	2	3	\$366K	\$389K
17 September, 2017	30 Withycombe Cres	Semi-Detached	3	2	17	\$729K	\$705K
19 September, 2017	83 Mccool Crt	Other	3	2	25	\$738K	\$719K
20 September, 2017	1403, 160 Alton Towers Circ	Condo	1	1	35	\$318K	\$305K
21 September, 2017	355 Port Royal Tr	Detached	4	6	13	\$1,000K	\$1,330K
24 September, 2017	232 Port Royal Tr	Detached	4	3	49	\$839K	\$810K
25 September, 2017	311, 330 Alton Towers Circ	Condo	2	2	20	\$390K	\$390K
28 September, 2017	309, 350 Alton Towers Circ	Condo	2	1	17	\$331K	\$325K

Data

Month, Day, Year of Sold Date	Address1	Property Type	Bedrooms	Washrooms	Days on the Market	List Price	Sold Price
29 September, 2017	118 Moorehouse Dr	Detached	3	3	21	\$879K	\$820K
	204, 300 Alton Towers Circ	Condo	2	2	21	\$359K	\$335K
1 October, 2017	26 Withycombe Cres	Semi-Detached	3	2	6	\$638K	\$712K
	1910, 350 Alton Towers Circ	Condo	2	2	17	\$376K	\$360K
2 October, 2017	56 Whitley Castle Cres	Detached	3	4	3	\$775K	\$755K
	409, 88 Alton Towers Circ	Condo	2	2	26	\$428K	\$416K
7 October, 2017	5 Boxdene Ave	Detached	4	4	25	\$900K	\$820K
	15 Hillfarm Dr	Detached	3	4	22	\$828K	\$770K
9 October, 2017	903, 300 Alton Towers Circ	Condo	2	2	26	\$398K	\$388K
12 October, 2017	1408, 350 Alton Towers Circ	Condo	2	2	26	\$369K	\$365K
13 October, 2017	15 Porcelain Terr	Detached	5	6	24	\$1,488K	\$1,360K
	54 Bellrock Dr	Detached	3	4	3	\$799K	\$778K
15 October, 2017	125 Sadlee Cove Cres	Semi-Detached	3	3	6	\$599K	\$685K
17 October, 2017	78 Whistling Hills Dr	Detached	4	3	27	\$1,350K	\$1,201K
18 October, 2017	405 Port Royal Tr	Detached	4	4	12	\$900K	\$1,139K
19 October, 2017	1912, 150 Alton Towers Circ	Condo	1	1	6	\$290K	\$287K
20 October, 2017	1805, 300 Alton Towers Circ	Condo	2	2	15	\$438K	\$438K
24 October, 2017	706, 300 Alton Towers Circ	Condo	2	2	37	\$399K	\$390K
	1502, 80 Alton Towers Circ	Condo	2	2	4	\$400K	\$400K
27 October, 2017	1912, 350 Alton Towers Circ	Condo	2	2	31	\$400K	\$380K
1 November, 2017	81 Sadlee Cove Cres	Townhouse	3	3	9	\$599K	\$669K
	182 Valley Stream Dr	Semi-Detached	3	2	15	\$728K	\$700K
8 November, 2017	133 Phalen Cres	Semi-Detached	3	3	33	\$749K	\$728K
9 November, 2017	4 Scoville Sq	Detached	4	5	2	\$998K	\$1,205K
10 November, 2017	503, 80 Alton Towers Circ	Condo	2	2	4	\$418K	\$409K
12 November, 2017	1712, 88 Alton Tower Circ	Condo	1	1	23	\$330K	\$328K
14 November, 2017	34 Wilderness Dr	Detached	3	4	63	\$800K	\$950K
15 November, 2017	39 Green Spring Dr	Detached	4	4	7	\$788K	\$870K

Data

Month, Day, Year of Sold Date	Address1	Property Type	Bedrooms	Washrooms	Days on the Market	List Price	Sold Price
16 November, 2017	61 Seamist Cres	Detached	3	3	7	\$688K	\$680K
18 November, 2017	804, 80 Alton Towers Circ	Condo	2	2	9	\$399K	\$413K
20 November, 2017	67 Muirlands Dr	Detached	3	4	11	\$599K	\$761K
22 November, 2017	310, 300 Alton Towers Circ	Condo	2	2	3	\$415K	\$400K
23 November, 2017	11 Wharton Sq	Detached	4	4	21	\$1,039K	\$1,001K
	120 Shady Hollow Dr	Detached	3	4	8	\$698K	\$761K
24 November, 2017	21 Sadlee Cove Cres	Semi-Detached	3	2	13	\$600K	\$728K
4 December, 2017	17 Cascaden St	Detached	4	6	19	\$998K	\$1,170K
	713, 150 Alton Towers Circ	Condo	2	2	3	\$358K	\$353K
5 December, 2017	1814, 150 Alton Towers Circ	Condo	2	2	19	\$399K	\$399K
7 December, 2017	1912, 80 Alton Towers Circ	Condo	2	2	23	\$389K	\$381K
13 December, 2017	61 Wilderness Dr	Detached	4	4	22	\$799K	\$942K
	801, 350 Alton Towers Circ	Condo	2	2	43	\$359K	\$348K
17 December, 2017	440 Port Royal Tr	Detached	4	5	33	\$999K	\$1,063K
20 December, 2017	909, 330 Alton Towers Circ	Condo	2	2	118	\$400K	\$391K
21 December, 2017	16 Whistling Hills Dr	Detached	3	2	6	\$775K	\$761K
26 December, 2017	1906, 300 Alton Towers Circ	Condo	2	2	38	\$409K	\$394K
29 December, 2017	52 Muirlands Dr	Detached	3	3	36	\$789K	\$745K
8 January, 2018	614, 88 Alton Towers Circ	Condo	1	1	47	\$339K	\$325K
11 January, 2018	211, 350 Alton Towers Circ	Condo	2	2	59	\$443K	\$428K
14 January, 2018	31 O'halloran Cres	Other	3	4	3	\$770K	\$760K
23 January, 2018	142 Shady Hollow Dr	Detached	3	3	57	\$699K	\$640K
24 January, 2018	1706, 350 Alton Towers Circ	Condo	2	2	16	\$388K	\$388K
1 February, 2018	85 Muirlands Dr	Other	3	3	14	\$700K	\$681K
5 February, 2018	510, 150 Alton Towers Circ	Condo	2	2	7	\$409K	\$396K
7 February, 2018	1412, 160 Alton Towers Circ	Condo	2	2	5	\$429K	\$425K
13 February, 2018	27 Artillery St	Detached	4	4	64	\$1,168K	\$1,035K
	1105, 350 Alton Towers Circ	Condo	2	2	4	\$398K	\$387K

Data

Month, Day, Year of Sold Date	Address1	Property Type	Bedrooms	Washrooms	Days on the Market	List Price	Sold Price
17 February, 2018	55 Campania Cres	Semi-Detached	3	4	15	\$600K	\$640K
20 February, 2018	1708, 88 Alton Towers Circ	Condo	2	1	69	\$378K	\$368K
21 February, 2018	14 Becca Hall Tr	Detached	3	4	15	\$799K	\$755K
24 February, 2018	77 Nettlecreek Cres	Detached	4	5	19	\$1,090K	\$1,020K
25 February, 2018	82 Oakhaven Dr	Detached	3	4	16	\$818K	\$790K
1 March, 2018	108 Bellrock Dr	Detached	4	4	28	\$918K	\$888K
7 March, 2018	38 Raynes Cres	Detached	5	8	6	\$1,388K	\$1,396K
9 March, 2018	1503, 330 Alton Towers Circ	Condo	2	2	9	\$400K	\$394K
10 March, 2018	1502, 160 Alton Towers Circ	Condo	2	2	4	\$399K	\$399K
12 March, 2018	62 Truro Cres	Townhouse	3	3	19	\$670K	\$655K
	128 Valley Stream Dr	Detached	3	3	4	\$739K	\$733K
16 March, 2018	141 Roxanne Cres	Detached	4	5	52	\$968K	\$920K
18 March, 2018	1704, 160 Alton Towers Circ	Condo	2	2	9	\$419K	\$410K
	#1810, 330 Alton Towers Circ	Condo	2	2	15	\$388K	\$378K
19 March, 2018	1405, 80 Alton Towers Circ	Condo	2	2	37	\$405K	\$410K
22 March, 2018	278 Port Royal Tr	Detached	3	3	13	\$869K	\$835K
23 March, 2018	103, 80 Alton Towers Circ	Condo	2	2	21	\$417K	\$409K
27 March, 2018	58 Wilderness Dr	Detached	4	4	12	\$849K	\$963K
29 March, 2018	80 Whistling Hills Dr	Detached	4	5	55	\$1,199K	\$1,100K
	105, 350 Alton Towers Circ	Condo	2	2	55	\$429K	\$423K