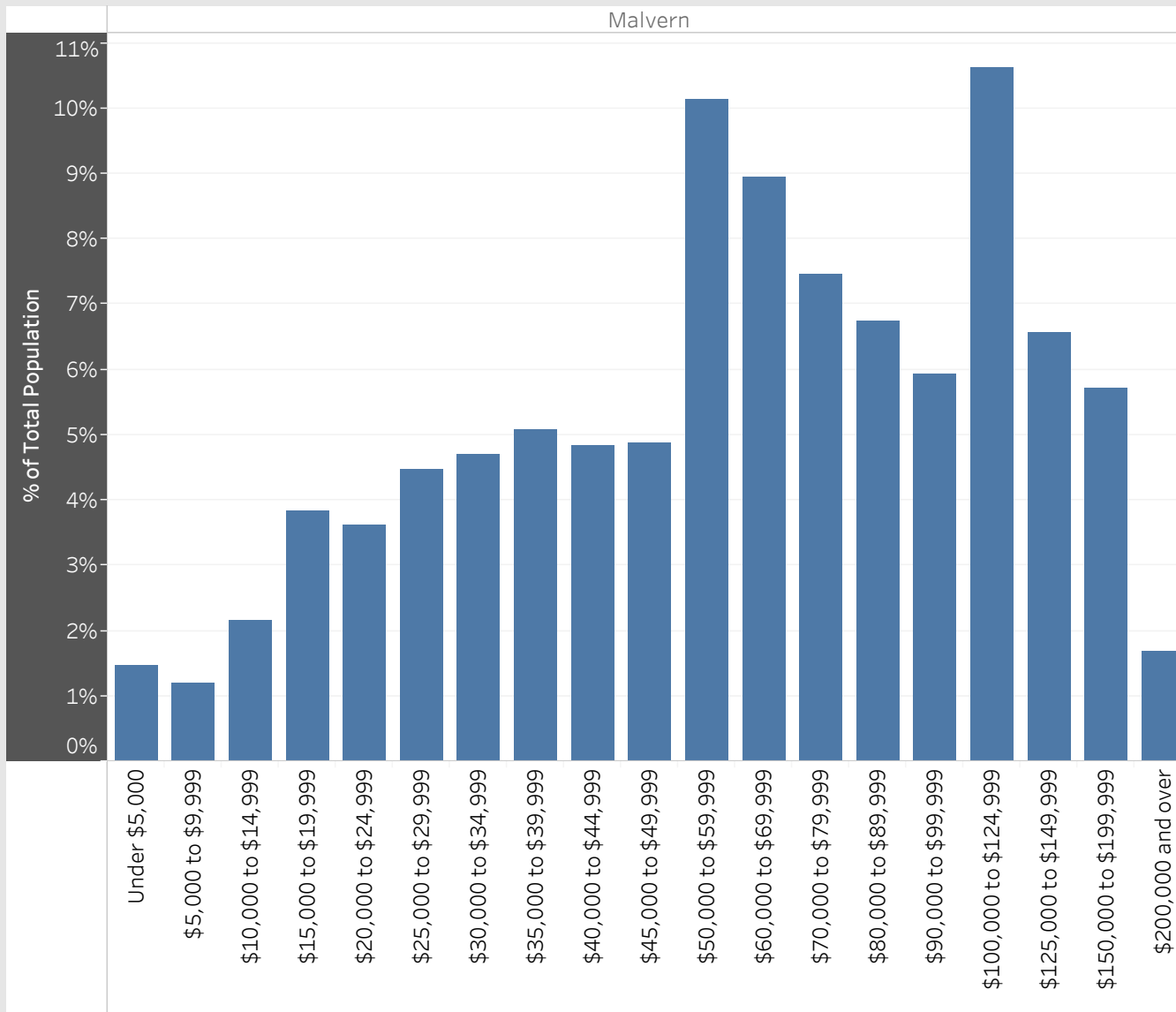


Malvern
Neighbourhood Breakdown
July 1st, 2015 - March 31st, 2018

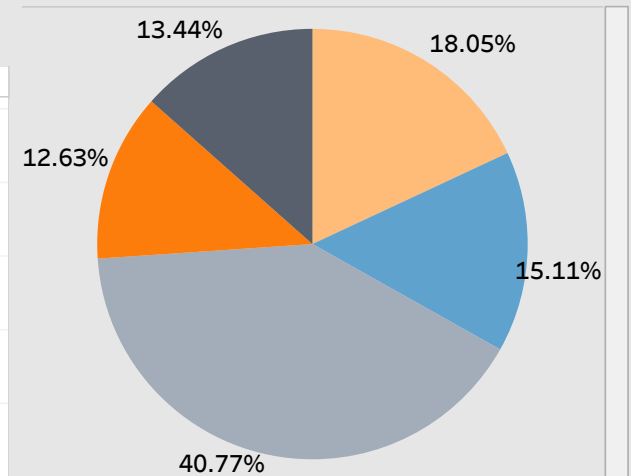


2016 StatsCan Data

Household Income in Malvern



Age

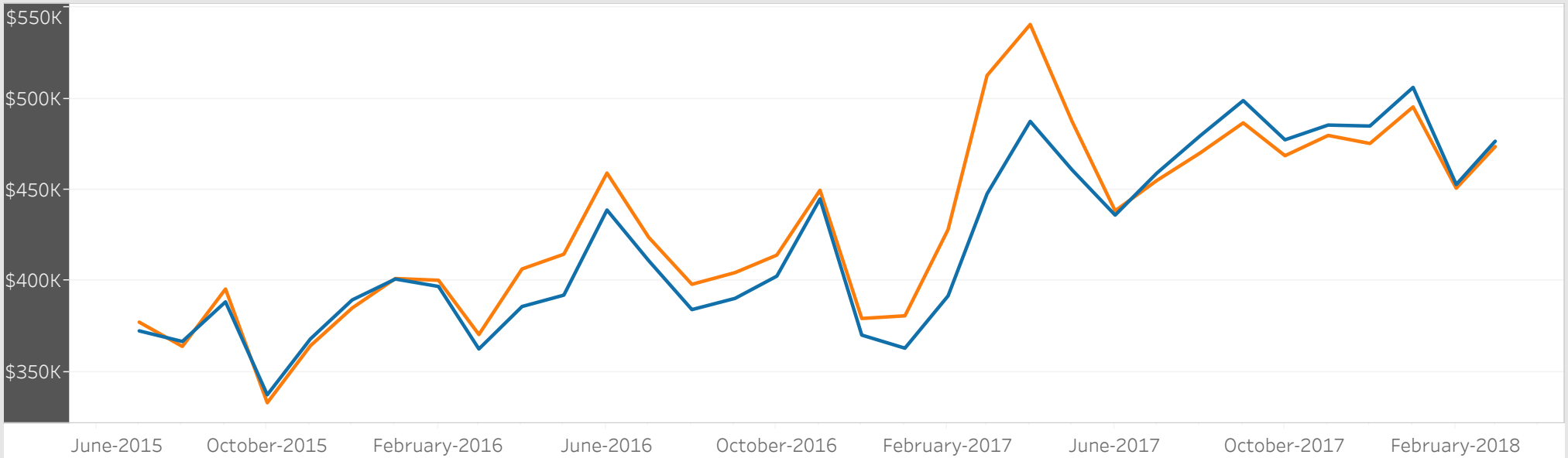


- Children (0-14 years)
- Youth (15-24 years)
- Working Age (25-54 years)
- Pre-retirement (55-64 years)
- Seniors (65+ years)

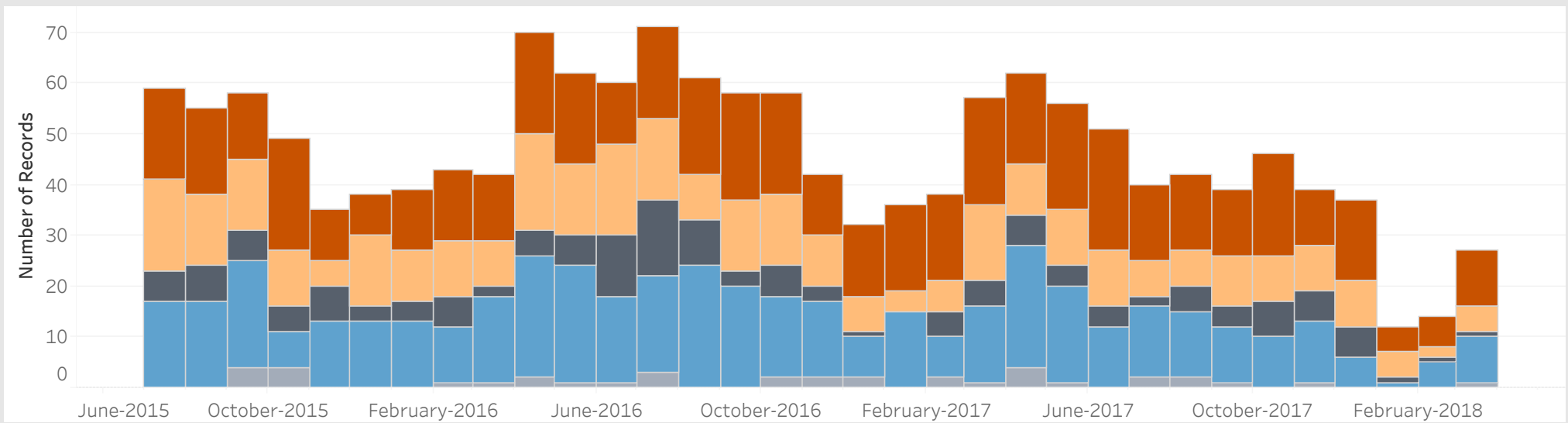
Visible Minorities

South Asian	39.91%
Black	18.96%
Filipino	11.04%
Not a visible minority	10.47%
Chinese	7.48%
Visible minority; n.i.e.	4.12%
Multiple visible minorities	3.24%
Latin American	1.76%
West Asian	1.49%
Arab	0.83%
Southeast Asian	0.46%
Korean	0.17%
Japanese	0.07%

Average Sold Price vs. Average Ask Price in Malvern



Properties Sold in Malvern by Month



Data

Month, Day, Year of Sold Date	Address1	Property Type	Bedrooms	Washrooms	Days on the Market	List Price	Sold Price
1 July, 2015	20 Dunsfold Dr, Toronto	Detached	3	2	20	\$539K	\$550K
	312, 99 Blackwell St, Toronto	Condo	1	1	31	\$110K	\$104K
2 July, 2015	29 Parsonage Dr, Toronto	Detached	3	3	7	\$485K	\$570K
	404, 99 Blackwell Ave, Toronto	Condo	2	1	33	\$95K	\$92K
3 July, 2015	703, 28 Rosebank Dr, Toronto	Townhouse	3	3	2	\$410K	\$412K
	1009, 99 Blackwell Ave, Toronto	Condo	2	2	4	\$130K	\$130K
5 July, 2015	12 McClure Cres, Toronto	Detached	3	2	15	\$500K	\$495K
	901, 480 Mclewin Ave, Toronto	Condo	2	2	10	\$219K	\$225K
6 July, 2015	1105, 400 Mclewin Ave, Toronto	Condo	3	1	15	\$137K	\$140K
	1207, 28 Rosebank Dr, Toronto	Townhouse	3	3	13	\$419K	\$430K
7 July, 2015	118, 42 Pinery Tr, Toronto	Condo	2	2	2	\$270K	\$280K
	125 Alford Cres, Toronto	Detached	3	3	8	\$429K	\$495K
8 July, 2015	44 Wishford Dr, Toronto	Detached	3	2	7	\$490K	\$490K
	199 Mammoth Hall Tr, Toronto	Detached	3	2	11	\$510K	\$490K
9 July, 2015	83 Carisbrooke Sq, Toronto	Detached	3	4	10	\$589K	\$643K
	169 Quantrell Tr, Toronto	Townhouse	3	3	7	\$390K	\$420K
10 July, 2015	3 Courtlands Dr, Toronto	Detached	4	4	11	\$639K	\$655K
11 July, 2015	64 Pinery Tr, Toronto	Townhouse	3	2	9	\$469K	\$481K
12 July, 2015	6 Foregate Ave, Toronto	Detached	4	2	10	\$499K	\$496K
	31 Winstanly Cres, Toronto	Detached	3	2	11	\$529K	\$530K
	32 Whiteleas Ave, Toronto	Semi-Detached	3	2	7	\$440K	\$450K
	41, 200 Mclewin Ave, Toronto	Townhouse	2	1	11	\$249K	\$245K
13 July, 2015	10K, 6 Rosebank Dr, Toronto	Condo	2	1	20	\$209K	\$206K
	203, 1775 Markham Rd, Toronto	Townhouse	2	3	26	\$349K	\$344K
	310, 430 Mclewin Ave, Toronto	Condo	2	2	4	\$219K	\$233K
14 July, 2015	9K, 8 Rosebank Dr, Toronto	Condo	2	1	30	\$214K	\$205K
	38 Cheatham Pl, Toronto	Townhouse	4	3	41	\$455K	\$460K
16 July, 2015	12C, 6 Rosebank Dr, Toronto	Condo	2	2	11	\$310K	\$303K

Data

Month, Day, Year of Sold Date	Address1	Property Type	Bedrooms	Washrooms	Days on the Market	List Price	Sold Price
16 July, 2015	17 Purvis Cres, Toronto	Semi-Detached	4	3	30	\$550K	\$510K
	79 Griffen Dr, Toronto	Detached	3	1	7	\$525K	\$524K
	209, 8 Silverbell Grve, Toronto	Condo	2	2	65	\$147K	\$139K
19 July, 2015	203, 1785 Markham Rd, Toronto	Townhouse	2	2	14	\$350K	\$345K
20 July, 2015	14, 301 Washburn Way, Toronto	Townhouse	3	2	33	\$330K	\$308K
	33 Wiggens Crt, Toronto	Townhouse	4	2	14	\$319K	\$375K
	94 Dunthorne Crt, Toronto	Townhouse	4	3	7	\$350K	\$380K
	512, 28 Rosebank Dr, Toronto	Townhouse	3	3	21	\$449K	\$437K
21 July, 2015	68 Pennyhill Dr, Toronto	Detached	3	2	6	\$390K	\$411K
	Ph G, 8 Rosebank Dr, Toronto	Condo	2	1	1	\$250K	\$245K
23 July, 2015	20 Coxworth Cres, Toronto	Semi-Detached	4	3	14	\$400K	\$400K
	42 Pinery Tr, Toronto	Condo	2	1	2	\$174K	\$175K
26 July, 2015	26 Goskin Crt, Toronto	Semi-Detached	4	3	14	\$460K	\$442K
	50 Snowball Cres, Toronto	Detached	3	2	8	\$490K	\$480K
	72, 100 Burrows Hall Blvd, Toronto	Townhouse	3	3	17	\$330K	\$368K
	179 Hupfield Tr, Toronto	Detached	4	5	48	\$655K	\$625K
	209, 1795 Markham Rd, Toronto	Townhouse	3	2	33	\$279K	\$277K
27 July, 2015	6G, 6 Rosebank Dr, Toronto	Condo	2	1	21	\$264K	\$255K
	31 Lowry Sq, Toronto	Semi-Detached	4	2	8	\$450K	\$487K
	1409, 400 Mclevin Ave, Toronto	Condo	3	2	18	\$245K	\$238K
	1507, 19 Rosebank Dr, Toronto	Townhouse	3	3	4	\$435K	\$434K
28 July, 2015	35 Prosperity Ptwy, Toronto	Detached	4	3	25	\$459K	\$445K
	45 Gemshaw Cres, Toronto	Detached	3	2	18	\$446K	\$448K
	705, 430 Mclevin Ave, Toronto	Condo	2	2	9	\$229K	\$228K
29 July, 2015	24 Bushwood Crt, Toronto	Townhouse	3	2	30	\$410K	\$407K
	190 Mammoth Hall Tr, Toronto	Detached	3	2	3	\$550K	\$538K
	201, 480 Mclevin Ave, Toronto	Condo	2	2	14	\$225K	\$236K
30 July, 2015	77 Maidenhair Lane, Toronto	Semi-Detached	4	3	6	\$549K	\$572K

Data

Month, Day, Year of Sold Date	Address1	Property Type	Bedrooms	Washrooms	Days on the Market	List Price	Sold Price
30 July, 2015	102 Littleleaf Dr, Toronto	Detached	3	3	35	\$470K	\$465K
	158 Quantrell Tr, Toronto	Townhouse	3	2	6	\$390K	\$390K
	305, 8 Silverbell Grve, Toronto	Condo	2	2	14	\$119K	\$115K
1 August, 2015	33 Unita Grve, Toronto	Semi-Detached	3	2	46	\$510K	\$518K
3 August, 2015	11F, 6 Rosebank Dr, Toronto	Condo	2	1	5	\$244K	\$240K
	18 Swallowtail Rd, Toronto	Semi-Detached	3	3	8	\$520K	\$522K
4 August, 2015	12E, 6 Rosebank Dr, Toronto	Condo	2	2	16	\$306K	\$300K
5 August, 2015	117 Plumrose Ptwy, Toronto	Detached	4	3	34	\$460K	\$455K
6 August, 2015	64 Horseley Hill Dr, Toronto	Townhouse	3	2	3	\$449K	\$435K
	1906, 400 Mclevin Ave, Toronto	Condo	3	2	16	\$230K	\$219K
7 August, 2015	53 Berner Tr, Toronto	Detached	4	4	9	\$540K	\$541K
8 August, 2015	32 Trott Sq, Toronto	Townhouse	3	2	2	\$400K	\$398K
9 August, 2015	47 Dowswell Dr, Toronto	Detached	3	2	34	\$399K	\$380K
	62 Hutcherson Sq, Toronto	Detached	3	2	19	\$529K	\$504K
10 August, 2015	23 Frontier Ptwy, Toronto	Detached	3	2	7	\$389K	\$446K
	201, 1785 Markham Rd, Toronto	Townhouse	2	2	20	\$330K	\$315K
	1909, 19 Rosebank Dr, Toronto	Townhouse	3	3	6	\$439K	\$460K
11 August, 2015	45, 42 Pinery Tr, Toronto	Condo	2	2	2	\$272K	\$270K
	107, 1775 Markham Rd, Toronto	Townhouse	2	3	10	\$320K	\$307K
	203, 19 Rosebank Dr, Toronto	Townhouse	3	3		\$475K	\$475K
	1808, 29 Rosebank Dr, Toronto	Townhouse	3	3	2	\$459K	\$414K
12 August, 2015	216, 480 Mclevin Ave, Toronto	Condo	2	2	34	\$190K	\$180K
	272 John Tabor Tr, Toronto	Detached	3	1	30	\$490K	\$500K
	812, 10 Tapscott Rd, Toronto	Condo	2	1	13	\$120K	\$115K
13 August, 2015	14 Scarfair Ptwy, Toronto	Detached	3	4	29	\$450K	\$438K
	22 Burkwood Cres, Toronto	Semi-Detached	4	3	9	\$425K	\$440K
	99 Blackwell Ave, Toronto	Condo	2	2	84	\$135K	\$110K
14 August, 2015	608, 480 Mclevin Ave, Toronto	Condo	2	2	1	\$229K	\$227K

Data

Month, Day, Year of Sold Date	Address1	Property Type	Bedrooms	Washrooms	Days on the Market	List Price	Sold Price
15 August, 2015	91 Lowry Sq, Toronto	Semi-Detached	4	2	20	\$410K	\$404K
16 August, 2015	702, 28 Rosebank Dr, Toronto	Townhouse	3	3	25	\$440K	\$430K
17 August, 2015	12 Glanvil Cres, Toronto	Detached	4	3	11	\$449K	\$505K
	22, 50 Verne Cres, Toronto	Townhouse	3	2	6	\$325K	\$320K
	509, 9 Rosebank Dr, Toronto	Townhouse	4	3	27	\$455K	\$449K
18 August, 2015	32 Pennyhill Dr, Toronto	Detached	3	3	14	\$459K	\$436K
	41 Sunburst Sq, Toronto	Semi-Detached	3	2	7	\$500K	\$520K
	504, 99 Blackwell Dr, Toronto	Condo	1	1	54	\$110K	\$106K
19 August, 2015	3G, 6 Rosebank Dr, Toronto	Condo	2	1	14	\$245K	\$244K
	17, 50 Verne Cres, Toronto	Townhouse	3	2	8	\$350K	\$348K
	19, 200 Murison Blvd, Toronto	Townhouse	3	2	1	\$365K	\$365K
20 August, 2015	40 Overlord Cres, Toronto	Detached	2	2	7	\$350K	\$380K
	44, 50 Blackwell Ave, Toronto	Townhouse	4	2	21	\$290K	\$285K
	Ph5, 10 Tapscott Dr, Toronto	Condo	2	2	22	\$137K	\$128K
21 August, 2015	1101, 29 Rosebank Dr, Toronto	Townhouse	3	3	22	\$459K	\$456K
	1406, 430 Mclewin Ave, Toronto	Condo	2	1	2	\$185K	\$183K
23 August, 2015	181 Hupfield Tr, Toronto	Detached	4	4	12	\$649K	\$660K
	501, 430 Mclewin Ave, Toronto	Condo	2	1	32	\$169K	\$160K
	613, 99 Blackwell Ave, Toronto	Condo	2	1	4	\$110K	\$105K
24 August, 2015	1212, 430 Mclewin Ave, Toronto	Condo	2	2	12	\$240K	\$240K
25 August, 2015	90 Malvern St, Toronto	Townhouse	3	2	14	\$325K	\$319K
27 August, 2015	15 Frontier Ptwy, Toronto	Detached	3	4	73	\$459K	\$445K
	64 Glanvil Cres, Toronto	Detached	4	4	21	\$640K	\$610K
	204, 1785 Markham Rd, Toronto	Townhouse	2	2	1	\$339K	\$330K
	310, 100 Wingarden Crt, Toronto	Condo	2	2	22	\$135K	\$127K
28 August, 2015	19 Lenthall Ave, Toronto	Semi-Detached	3	4	37	\$599K	\$577K
	1509, 29 Rosebank Dr, Toronto	Townhouse	3	3	11	\$410K	\$403K
29 August, 2015	144 John Tabor Tr, Toronto	Detached	3	3	20	\$579K	\$565K

Data

Month, Day, Year of Sold Date	Address1	Property Type	Bedrooms	Washrooms	Days on the Market	List Price	Sold Price
31 August, 2015	142 Crow Tr, Toronto	Semi-Detached	3	2	8	\$389K	\$430K
	610, 480 Mclewin Ave, Toronto	Condo	2	2	17	\$300K	\$294K
1 September, 2015	11 Wiggens Crt, Toronto	Townhouse	3	1	6	\$279K	\$323K
	24 Griffen Dr, Toronto	Detached	4	3	4	\$490K	\$508K
	114, 90 Wingarden Crt, Toronto	Townhouse	4	2	5	\$226K	\$235K
2 September, 2015	16 Howell Sq, Toronto	Detached	3	2	6	\$489K	\$501K
	88 Malvern St, Toronto	Townhouse	4	2	22	\$330K	\$330K
3 September, 2015	82 Crow Tr, Toronto	Detached	3	4	4	\$599K	\$612K
5 September, 2015	906, 28 Rosebank Dr, Toronto	Townhouse	3	3	11	\$349K	\$380K
6 September, 2015	53 Sunburst Sq, Toronto	Detached	3	2	11	\$449K	\$462K
8 September, 2015	84 Horseley Hill Dr, Toronto	Townhouse	3	3	42	\$400K	\$395K
9 September, 2015	61 Overlord Cres, Toronto	Detached	3	4	8	\$499K	\$515K
	209, 29 Rosebank Dr, Toronto	Townhouse	3	3	14	\$388K	\$456K
	Lph-F, 8 Rosebank Dr, Toronto	Condo	2	1	17	\$258K	\$250K
10 September, 2015	53 Lenthall Ave, Toronto	Semi-Detached	4	3	11	\$580K	\$575K
	80 Horseley Hill Dr, Toronto	Townhouse	3	2	24	\$389K	\$381K
	Ph15, 480 Mclewin Ave, Toronto	Condo	2	2		\$240K	\$251K
11 September, 2015	109, 19 Rosebank Dr, Toronto	Townhouse	3	3	29	\$463K	\$454K
	509, 28 Rosebank Dr, Toronto	Townhouse	3	2	1	\$420K	\$432K
12 September, 2015	1109, 29 Rosebank Dr, Toronto	Townhouse	3	3	8	\$400K	\$414K
14 September, 2015	128 Burrows Hall Blvd, Toronto	Townhouse	3	2	4	\$329K	\$365K
	1111, 400 Mclewin Ave, Toronto	Condo	3	2	41	\$225K	\$202K
15 September, 2015	33 Telfer Gdns, Toronto	Other	4	3	35	\$620K	\$607K
	122 Littleleaf Dr, Toronto	Other	3	3	26	\$500K	\$483K
	1006, 8 Silverbell Grve, Toronto	Condo	2	2	14	\$143K	\$142K
	1711, 19 Rosebank Dr, Toronto	Townhouse	3	3	12	\$434K	\$425K
	#2, 75 Blackwell Ave, Toronto	Condo	5	2	30	\$315K	\$313K
16 September, 2015	29 Bradstone Sq, Toronto	Townhouse	3	2	56	\$400K	\$380K

Data

Month, Day, Year of Sold Date	Address1	Property Type	Bedrooms	Washrooms	Days on the Market	List Price	Sold Price
16 September, 2015	44 Red Hawk Rd, Toronto	Semi-Detached	3	4	7	\$550K	\$577K
	50 Bondgate Crt, Toronto	Other	4	3	23	\$520K	\$505K
17 September, 2015	206, 430 Mclewin Ave, Toronto	Condo	2	1	1	\$178K	\$177K
20 September, 2015	1702, 400 Mclewin Ave, Toronto	Condo	3	2	41	\$240K	\$225K
21 September, 2015	29, 151 Wickson Tr, Toronto	Townhouse	3	2	31	\$300K	\$290K
	42 Kessack Crt, Toronto	Detached	3	2	26	\$575K	\$575K
	43, 200 Murison Blvd, Toronto	Townhouse	3	2	35	\$375K	\$364K
	96 Jacob Fisher Dr, Toronto	Detached	3	2		\$455K	\$449K
22 September, 2015	2 Lenthall Ave, Toronto	Detached	3	4	3	\$540K	\$545K
	47 Tillbrook Crt, Toronto	Detached	3	4	13	\$500K	\$514K
	49 Whiteleas Ave, Toronto	Townhouse	4	2	15	\$430K	\$420K
	2102, 19 Rosebank Dr, Toronto	Townhouse	3	3	4	\$408K	\$450K
23 September, 2015	18 Goskin Crt, Toronto	Semi-Detached	4	3	16	\$468K	\$470K
	74 Trott Sq, Toronto	Townhouse	4	3	8	\$449K	\$473K
	2103, 19 Rosebank Dr, Toronto	Townhouse	3	3	21	\$459K	\$453K
24 September, 2015	208, 5580 Sheppard Ave, Toronto	Condo	2	1	29	\$139K	\$120K
	5680 Sheppard Ave, Toronto	Townhouse	3	4	15	\$449K	\$487K
	Ph213, 99 Blackwell Ave, Toronto	Condo	2	1	17	\$110K	\$109K
25 September, 2015	34, 200 Mclewin Ave, Toronto	Townhouse	2	2	3	\$240K	\$250K
26 September, 2015	101 Courtlands Dr, Toronto	Detached	3	4	12	\$489K	\$559K
	224, 5580 Sheppard Ave, Toronto	Condo	2	1	14	\$155K	\$154K
	1208, 400 Mclewin Ave, Toronto	Condo	3	2	24	\$223K	\$220K
27 September, 2015	1610, 410 Mclewin Ave, Toronto	Condo	2	2	51	\$219K	\$212K
28 September, 2015	52 Horseley Hill Dr, Toronto	Semi-Detached	3	1	15	\$425K	\$435K
	84 Pioneer Ptwy, Toronto	Detached	3	3	7	\$399K	\$428K
	154 John Tabor Tr, Toronto	Detached	3	3	7	\$500K	\$535K
29 September, 2015	2 Murison Blvd, Toronto	Detached	3	3	16	\$500K	\$483K
	69 Snowball Cres, Toronto	Detached	3	2	47	\$520K	\$525K

Data

Month, Day, Year of Sold Date	Address1	Property Type	Bedrooms	Washrooms	Days on the Market	List Price	Sold Price
29 September, 2015	99 Pinery Tr, Toronto	Other	3	4	7	\$540K	\$600K
	1101, 10 Tapscott Rd, Toronto	Condo	2	2	2	\$130K	\$128K
30 September, 2015	32 Whiteleas Ave, Toronto	Semi-Detached	3	2	37	\$450K	\$440K
	92 Berner Tr, Toronto	Semi-Detached	3	2		\$393K	\$385K
1 October, 2015	518, 5800 Sheppard Ave, Toronto	Condo	1	3	17	\$188K	\$182K
3 October, 2015	1112, 10 Tapscott Rd Tr, Toronto	Condo	1	1	37	\$127K	\$124K
4 October, 2015	109, 430 Mclevin Ave, Toronto	Condo	2	1	21	\$200K	\$217K
	610, 5580 Sheppard Ave, Toronto	Condo	2	1	16	\$140K	\$135K
5 October, 2015	65 Blackwell Ave, Toronto	Condo	3	2	14	\$315K	\$313K
6 October, 2015	54 Robbinstone Dr, Toronto	Semi-Detached	4	4	16	\$569K	\$562K
	191 John Tabor Tr, Toronto	Detached	3	2	30	\$450K	\$442K
	1810, 410 Mclevin Ave, Toronto	Condo	2	2	32	\$219K	\$209K
9 October, 2015	57 Carisbrooke Sq, Toronto	Detached	3	3	14	\$460K	\$460K
10 October, 2015	32 Shadowood Crt, Toronto	Detached	3	3	2	\$490K	\$525K
11 October, 2015	68 United Sq, Toronto	Detached	3	2	5	\$460K	\$471K
12 October, 2015	1 Crow Tr, Toronto	Detached	3	2	14	\$450K	\$440K
	6 Wickson Tr, Toronto	Semi-Detached	3	3	77	\$468K	\$468K
	801, 28 Rosebank Dr, Toronto	Townhouse	3	3	42	\$449K	\$439K
13 October, 2015	3B, 6 Rosebank Dr, Toronto	Condo	2	1	18	\$250K	\$242K
	33 Bradstone Sq, Toronto	Townhouse	4	2	91	\$410K	\$395K
	60 Chad Cres, Toronto	Semi-Detached	3	3	30	\$440K	\$419K
	904, 99 Blackwell Ave, Toronto	Condo	2	1	16	\$110K	\$106K
	1210, 430 Mclevin Ave, Toronto	Condo	2	2	19	\$240K	\$229K
	1508, 410 Mclevin Ave, Toronto	Condo	2	2	22	\$230K	\$228K
14 October, 2015	62 Glanvil Cres, Toronto	Detached	4	4	7	\$525K	\$518K
15 October, 2015	48 Prosperity Ptwy, Toronto	Detached	3	3	43	\$469K	\$455K
	80 Plumrose Ptwy, Toronto	Other	3	2	16	\$415K	\$408K
16 October, 2015	312, 5800 Sheppard Ave, Toronto	Condo	1	1	3	\$145K	\$148K

Data

Month, Day, Year of Sold Date	Address1	Property Type	Bedrooms	Washrooms	Days on the Market	List Price	Sold Price
17 October, 2015	20 Griffen Dr, Toronto	Detached	4	3	17	\$569K	\$566K
	1206, 400 Mclevin Ave, Toronto	Condo	3	2	4	\$230K	\$226K
19 October, 2015	1001, 400 Mclevin Ave, Toronto	Condo	3	1	54	\$156K	\$153K
20 October, 2015	1 Littleleaf Dr, Toronto	Detached	3	2	104	\$570K	\$560K
	16 Caronia Sq, Toronto	Other	3	3	12	\$386K	\$425K
	29, 200 Mclevin Ave, Toronto	Townhouse	2	1	69	\$207K	\$188K
	104, 100 Burrows Hall Blvd, Toronto	Townhouse	3	2	26	\$380K	\$373K
	148 Crow Tr, Toronto	Semi-Detached	4	3	2	\$397K	\$408K
21 October, 2015	5 Dailing Gate , Toronto	Other	3	3	9	\$525K	\$525K
	6 Moonbeam Grve, Toronto	Semi-Detached	4	2	27	\$440K	\$439K
	505, 410 Mclevin Ave, Toronto	Condo	2	1	72	\$160K	\$148K
	1502, 410 Mclevin Ave, Toronto	Condo	2	2	20	\$224K	\$215K
22 October, 2015	24, 50 Blackwell Ave, Toronto	Townhouse	4	2	10	\$330K	\$318K
	26 Wishford Dr, Toronto	Detached	3	2	58	\$499K	\$479K
	611, 5580 Sheppard Ave, Toronto	Condo	2	1	33	\$160K	\$155K
25 October, 2015	78 Chad Cres, Toronto	Other	3	3	25	\$500K	\$480K
	702, 8 Silverbell Grve, Toronto	Condo	2	2	46	\$154K	\$149K
26 October, 2015	3K, 6 Rosebank Dr, Toronto	Condo	2	1	25	\$200K	\$197K
	607, 400 Mclevin Ave, Toronto	Condo	3	2	14	\$219K	\$215K
27 October, 2015	602, 10 Tapscott Rd, Toronto	Condo	2	1	14	\$130K	\$120K
28 October, 2015	49, 75 Blackwell Ave, Toronto	Condo	5	2	16	\$305K	\$306K
	308, 28 Rosebank Dr, Toronto	Townhouse	3	3	7	\$457K	\$455K
	608, 430 Mclevin Ave, Toronto	Condo	2	2	20	\$260K	\$252K
29 October, 2015	75 Osterhout Pl, Toronto	Townhouse	3	3	23	\$372K	\$367K
	157 Fawcett Tr, Toronto	Detached	5	2	7	\$500K	\$480K
1 November, 2015	159 Horseley Hill Dr, Toronto	Townhouse	3	3	2	\$459K	\$454K
2 November, 2015	109 Caronia Sq, Toronto	Semi-Detached	3	3	26	\$400K	\$395K
	203, 28 Rosebank Dr, Toronto	Townhouse	3	3	10	\$445K	\$432K

Data

Month, Day, Year of Sold Date	Address1	Property Type	Bedrooms	Washrooms	Days on the Market	List Price	Sold Price
3 November, 2015	7, 50 Verne Cres, Toronto	Townhouse	3	2	14	\$327K	\$320K
	1411, 400 Mclewin Ave, Toronto	Condo	3	2	18	\$240K	\$235K
5 November, 2015	119 Fawcett Tr, Toronto	Detached	3	3	15	\$580K	\$577K
	1411, 430 Mclewin Ave, Toronto	Condo	2	2	7	\$245K	\$243K
	1607, 430 Mclewin Ave, Toronto	Condo	2	1	22	\$180K	\$179K
7 November, 2015	50 Mourning Dove Rd, Toronto	Semi-Detached	3	4	9	\$575K	\$559K
8 November, 2015	78 Quantrell Tr, Toronto	Semi-Detached	4	3	5	\$449K	\$447K
	109 Horseley Hill Dr, Toronto	Semi-Detached	3	2	3	\$450K	\$445K
9 November, 2015	301, 430 Mclewin Ave, Toronto	Condo	2	1	7	\$180K	\$174K
10 November, 2015	16 Overlord Cres, Toronto	Detached	3	3	12	\$439K	\$443K
11 November, 2015	10, 100 Burrows Hall Blvd, Toronto	Townhouse	3	3	17	\$390K	\$410K
	56, 200 Murison Blvd, Toronto	Townhouse	3	2	19	\$372K	\$365K
	1512, 29 Rosebank Dr, Toronto	Townhouse	3	3	7	\$435K	\$436K
13 November, 2015	3G, 8 Rosebank Dr, Toronto	Condo	2	1	25	\$240K	\$237K
	5, 151 Wickson Tr, Toronto	Townhouse	3	3	9	\$319K	\$324K
16 November, 2015	55, 50 Verne Cres, Toronto	Townhouse	3	2	4	\$320K	\$330K
17 November, 2015	17J, 8 Rosebank Dr, Toronto	Condo	2	1	11	\$270K	\$263K
	77 Griffen Dr, Toronto	Detached	4	3	58	\$530K	\$520K
	314, 100 Wingarden Crt, Toronto	Condo	2	2	50	\$132K	\$129K
	809, 410 Mclewin Ave, Toronto	Condo	2	2	44	\$219K	\$208K
18 November, 2015	8 Nahanni Terr, Toronto	Semi-Detached	3	2	15	\$389K	\$365K
	121 Wickson Tr, Toronto	Semi-Detached	4	2	30	\$445K	\$421K
19 November, 2015	15, 200 Murison Blvd, Toronto	Townhouse	3	2	11	\$353K	\$350K
	128 Plumrose Ptwy, Toronto	Detached	4	4	17	\$480K	\$464K
	Lph-N, 6 Rosebank Dr, Toronto	Condo	2	1	25	\$252K	\$245K
23 November, 2015	71 Mcknight Dr, Toronto	Semi-Detached	3	3	5	\$400K	\$445K
24 November, 2015	115, 29 Rosebank Dr, Toronto	Townhouse	3	3	23	\$429K	\$425K
26 November, 2015	118 Courtlands Dr, Toronto	Townhouse	3	4	36	\$390K	\$378K

Data

Month, Day, Year of Sold Date	Address1	Property Type	Bedrooms	Washrooms	Days on the Market	List Price	Sold Price
26 November, 2015	252 Mclevin Ave, Toronto	Townhouse	3	2	14	\$450K	\$430K
28 November, 2015	17, 42 Pinery Tr, Toronto	Condo	2	2	39	\$300K	\$295K
29 November, 2015	23 Overlord Cres, Toronto	Detached	3	3	6	\$489K	\$500K
30 November, 2015	32, 50 Verne Cres, Toronto	Townhouse	3	2	13	\$320K	\$319K
1 December, 2015	59 Fawcett Tr, Toronto	Detached	4	2	22	\$600K	\$580K
	111 Dunsfold Dr, Toronto	Detached	3	3	100	\$495K	\$479K
2 December, 2015	8 Howell Sq, Toronto	Detached	4	3	41	\$579K	\$575K
	10 Whispering Willow Pkwy, Toronto	Detached	3	4	27	\$439K	\$415K
	44 Caronia Sq, Toronto	Semi-Detached	3	3	8	\$375K	\$355K
	92 Malvern St, Toronto	Townhouse	4	3	59	\$380K	\$369K
3 December, 2015	37 Littleleaf Dr, Toronto	Detached	3	2	63	\$589K	\$567K
	39 Empringham Dr, Toronto	Detached	5	4	9	\$570K	\$549K
	94 Malvern St, Toronto	Townhouse	4	2	16	\$327K	\$323K
	104 Malvern Cres, Toronto	Townhouse	4	2	16	\$327K	\$323K
5 December, 2015	37 Telfer Gdns, Toronto	Detached	4	4	16	\$580K	\$608K
6 December, 2015	38 John Stoner Dr, Toronto	Semi-Detached	4	3	3	\$420K	\$415K
	408, 400 Mclevin Ave, Toronto	Condo	3	2	16	\$249K	\$241K
7 December, 2015	123 Wickson Tr, Toronto	Semi-Detached	4	3	6	\$490K	\$492K
8 December, 2015	31 Carrying Pl, Toronto	Detached	4	3	42	\$550K	\$550K
	32 United Sq, Toronto	Detached	3	2	1	\$479K	\$520K
	1107, 19 Rosebank Dr, Toronto	Townhouse	3	3	7	\$438K	\$449K
9 December, 2015	2 Prosperity Ptwy, Toronto	Detached	3	2	20	\$420K	\$412K
10 December, 2015	33 Loradeen Cres, Toronto	Detached	4	2	3	\$460K	\$480K
11 December, 2015	49 Horseshoe Cres, Toronto	Detached	3	4	47	\$420K	\$412K
14 December, 2015	47 Whiteleas Ave, Toronto	Townhouse	4	2	53	\$400K	\$385K
	56, 50 Verne Cres, Toronto	Townhouse	3	2	8	\$325K	\$320K
	70 Duffort Crt, Toronto	Townhouse	4	2	8	\$345K	\$345K
	75 Chad Cres, Toronto	Detached	3	3	53	\$490K	\$485K

Data

Month, Day, Year of Sold Date	Address1	Property Type	Bedrooms	Washrooms	Days on the Market	List Price	Sold Price
15 December, 2015	8L, 6 Rosebank Dr, Toronto	Condo	2	2	18	\$289K	\$284K
	Ph1, 5580 Sheppard Ave, Toronto	Condo	2	1	91	\$149K	\$140K
16 December, 2015	16, 50 Verne Cres, Toronto	Townhouse	3	2	10	\$320K	\$315K
17 December, 2015	5 McClure Cres, Toronto	Detached	4	2	19	\$519K	\$512K
	702, 29 Rosebank Dr, Toronto	Townhouse	3	3	15	\$360K	\$370K
18 December, 2015	60 Verne Cres, Toronto	Townhouse	3	2	12	\$325K	\$318K
20 December, 2015	1209, 15 Sewells Rd, Toronto	Condo	3	1	17	\$120K	\$115K
21 December, 2015	49 Whitelease Ave, Toronto	Townhouse	4	2	13	\$430K	\$416K
	806, 19 Rosebank Dr, Toronto	Townhouse	3	3	24	\$448K	\$438K
	Lpha, 6 Rosebank Dr, Toronto	Condo	2	1	47	\$252K	\$246K
22 December, 2015	703, 8 Silverbell Grve, Toronto	Condo	2	2	30	\$150K	\$145K
23 December, 2015	2, 50 Blackwell Ave, Toronto	Townhouse	4	3	16	\$319K	\$325K
27 December, 2015	27, 42 Pinery Tr, Toronto	Condo	2	2	20	\$269K	\$260K
30 December, 2015	312, 99 Blackwell Ave, Toronto	Condo	2	1	21	\$112K	\$108K
6 January, 2016	3J, 6 Rosebank Dr, Toronto	Condo	2	2	48	\$280K	\$277K
	88 Carisbrooke Sq, Toronto	Detached	3	4	34	\$630K	\$618K
	1105, 410 Mclevin Ave, Toronto	Condo	2	1	24	\$155K	\$150K
7 January, 2016	25 United Sq, Toronto	Detached	4	2	2	\$550K	\$535K
	200 Mclevin Ave, Toronto	Townhouse	2	1	17	\$185K	\$184K
	209, 19 Rosebank Dr, Toronto	Townhouse	3	3	32	\$440K	\$437K
	503, 410 Mclevin Ave, Toronto	Condo	2	2	79	\$219K	\$210K
8 January, 2016	184 Hupfield Tr, Toronto	Detached	3	3	4	\$530K	\$515K
	802 Milner Ave, Toronto	Townhouse	3	3	30	\$380K	\$392K
9 January, 2016	7B, 8 Rosebank Dr, Toronto	Condo	2	1	4	\$247K	\$244K
12 January, 2016	64 Horseley Hill Dr, Toronto	Townhouse	3	2	9	\$455K	\$450K
13 January, 2016	18 Bradworthy Crt, Toronto	Townhouse	4	2	4	\$420K	\$456K
	#904, 8 Silverbell Grve, Toronto	Condo	2	2	15	\$159K	\$157K
14 January, 2016	210, 480 Mclevin Ave, Toronto	Condo	2	2	104	\$280K	\$274K

Data

Month, Day, Year of Sold Date	Address1	Property Type	Bedrooms	Washrooms	Days on the Market	List Price	Sold Price
16 January, 2016	23 Cheatham Pl, Toronto	Townhouse	4	3	3	\$448K	\$448K
17 January, 2016	267 John Tabor Tr, Toronto	Detached	4	3	52	\$499K	\$499K
	1806, 400 Mclevin Ave, Toronto	Condo	3	2	14	\$230K	\$225K
18 January, 2016	7 Gorsey Sq, Toronto	Detached	3	2	8	\$550K	\$588K
	7 Wiggins Crt, Toronto	Townhouse	3	2	7	\$300K	\$370K
	23 Dowswell Dr, Toronto	Semi-Detached	3	2	14	\$495K	\$479K
19 January, 2016	49 Red Hawk Rd, Toronto	Semi-Detached	4	3	6	\$570K	\$575K
	82, 42 Pinery Tr, Toronto	Condo	2	2	63	\$270K	\$268K
	Lph B, 8 Rosebank Dr, Toronto	Condo	2	2	8	\$315K	\$309K
21 January, 2016	30 Chad Cres	Detached	3	3	7	\$489K	\$470K
	58 McClure Cres	Townhouse	4	3	3	\$394K	\$457K
	155 Malvern St	Semi-Detached	5	3	12	\$590K	\$600K
	Ph16, 480 Mclevin Ave	Condo	2	2	8	\$250K	\$240K
22 January, 2016	26 Kessack Crt	Detached	3	2	2	\$530K	\$541K
	610 Mclevin Ave	Detached	4	4	1	\$619K	\$635K
23 January, 2016	38 Crittenden Sq	Detached	3	2	9	\$470K	\$490K
24 January, 2016	208, 28 Rosebank Dr	Townhouse	4	3	2	\$450K	\$447K
25 January, 2016	55 Lowry Sq	Semi-Detached	4	2	8	\$446K	\$435K
	109 Robbinstone Dr	Detached	3	4	11	\$650K	\$625K
26 January, 2016	32 Pilkey Cres	Townhouse	3	3	20	\$459K	\$425K
	60, 50 Verne Cres	Townhouse	3	2	26	\$389K	\$347K
	1116, 430 Mclevin Ave S	Condo	1	1	11	\$185K	\$182K
28 January, 2016	31 Pilkey Cres	Townhouse	4	3	1	\$490K	\$490K
29 January, 2016	3A, 6 Rosebank Dr	Condo	1	1	17	\$280K	\$272K
30 January, 2016	205, 1775 Markham Rd	Townhouse	2	3	24	\$347K	\$338K
1 February, 2016	806, 28 Rosebank Dr	Townhouse	3	3	6	\$460K	\$450K
2 February, 2016	18, 50 Verne Cres	Townhouse	3	2	24	\$360K	\$348K
	1701, 430 Mclevin Ave	Condo	1	1	5	\$183K	\$183K

Data

Month, Day, Year of Sold Date	Address1	Property Type	Bedrooms	Washrooms	Days on the Market	List Price	Sold Price
4 February, 2016	903, 8 Silverbell Grve	Condo	2	2	90	\$140K	\$130K
5 February, 2016	7A, 6 Rosebank Dr	Condo	2	2	22	\$313K	\$308K
	28 Red Hawk Rd	Semi-Detached	3	3	8	\$599K	\$584K
	87 Trott Sq	Townhouse	3	2	7	\$430K	\$420K
	174 Robbinstone Dr	Detached	4	4	108	\$749K	\$737K
6 February, 2016	11 Wickson Tr	Semi-Detached	4	3	5	\$460K	\$454K
	813, 99 Blackwell Ave	Condo	1	1	3	\$105K	\$105K
7 February, 2016	20 Greenspire Rd	Semi-Detached	4	4	11	\$580K	\$576K
8 February, 2016	7 Wishford Dr	Detached	2	2	12	\$550K	\$536K
9 February, 2016	77 Crow Tr	Detached	3	2	8	\$589K	\$587K
	87 Snowball Cres	Detached	4	3	19	\$650K	\$630K
	1102, 19 Rosebank Dr	Townhouse	3	3	6	\$410K	\$461K
10 February, 2016	310, 5800 Sheppard Ave E	Condo	1	1	24	\$168K	\$160K
11 February, 2016	511, 28 Rosebank Dr	Townhouse	4	3	6	\$459K	\$467K
12 February, 2016	603, 410 Mclevin Ave	Condo	2	2	38	\$220K	\$212K
15 February, 2016	2 Prosperity Ptwy	Detached	3	2	6	\$420K	\$435K
16 February, 2016	32 Blackwater Cres	Detached	3	1	12	\$390K	\$464K
	40 Mcclure Cres	Semi-Detached	3	3	5	\$499K	\$547K
	52 Trott Sq	Townhouse	4	2	1	\$400K	\$450K
17 February, 2016	5G, 8 Rosebank Dr	Condo	1	1	26	\$240K	\$233K
	12, 75 Blackwell Ave S	Townhouse	4	3	6	\$318K	\$334K
	33 Greenleaf Tr	Detached	3	3	3	\$549K	\$564K
	134 Crow Tr	Semi-Detached	3	2	148	\$530K	\$462K
18 February, 2016	10C, 8 Rosebank Dr	Condo	2	2	25	\$285K	\$287K
	705, 410 Mclevin Ave	Condo	1	1	30	\$151K	\$150K
	1511, 400 Mclevin Ave	Condo	2	2	9	\$247K	\$237K
20 February, 2016	57 Scarfair Ptwy	Detached	3	3	18	\$400K	\$430K
	84 Sunburst Sq	Other	3	3	2	\$629K	\$598K

Data

Month, Day, Year of Sold Date	Address1	Property Type	Bedrooms	Washrooms	Days on the Market	List Price	Sold Price
22 February, 2016	67 Crow Tr	Detached	3	3	18	\$530K	\$523K
	212, 10 Tapscott Rd	Condo	1	1	75	\$126K	\$121K
24 February, 2016	34 Pilkey Cres	Townhouse	4	3	13	\$455K	\$450K
	70 Horseley Hill Dr	Semi-Detached	3	1	6	\$475K	\$470K
	801, 430 Mclevin Ave	Condo	1	1	6	\$182K	\$179K
	A, 8 Rosebank Dr	Condo	1	1	37	\$247K	\$242K
25 February, 2016	15K, 8 Rosebank Dr	Condo	1	1	2	\$224K	\$221K
26 February, 2016	1901, 19 Rosebank Dr	Townhouse	3	3	17	\$458K	\$468K
27 February, 2016	38 Burkwood Cres	Townhouse	3	2	8	\$410K	\$433K
28 February, 2016	18 Lighthall Cres	Detached	4	2	4	\$550K	\$592K
	87 Blackwater Cres	Detached	5	2	4	\$525K	\$560K
29 February, 2016	61 Horseley Hill Dr	Townhouse	3	3	10	\$410K	\$422K
1 March, 2016	10 Chad Cres	Detached	3	3	24	\$486K	\$483K
	17-I, 6 Rosebank Dr	Condo	1	1	8	\$253K	\$251K
2 March, 2016	263 John Tabor Tr	Detached	3	2	7	\$540K	\$570K
3 March, 2016	64 Verne Cres	Townhouse	3	2	10	\$395K	\$380K
4 March, 2016	909, 28 Rosebank Dr	Townhouse	2	2	16	\$370K	\$375K
5 March, 2016	76 John Tabor Tr	Detached	3	2	24	\$570K	\$550K
6 March, 2016	101, 1775 Markham Rd	Townhouse	3	3	37	\$379K	\$375K
7 March, 2016	23, 50 Silverbell Grve	Townhouse	4	3	28	\$349K	\$340K
9 March, 2016	803, 99 Blackwell Ave	Condo	2	2	13	\$140K	\$136K
10 March, 2016	3, 200 Mclevin Ave	Townhouse	2	1	16	\$260K	\$245K
11 March, 2016	83 Parsell Sq	Semi-Detached	4	3	18	\$520K	\$515K
	119, 200 Mclevin Ave	Townhouse	2	1	8	\$244K	\$270K
12 March, 2016	6A, 6 Rosebank Dr	Condo	1	1	24	\$269K	\$260K
13 March, 2016	803, 29 Rosebank Dr	Townhouse	3	3	5	\$440K	\$483K
15 March, 2016	1M, 6 Rosebank Dr	Condo	1	1	25	\$250K	\$246K
	7E, 6 Rosebank Dr	Condo	2	2	13	\$280K	\$277K

Data

Month, Day, Year of Sold Date	Address1	Property Type	Bedrooms	Washrooms	Days on the Market	List Price	Sold Price
15 March, 2016	28, 42 Pinery Tr	Townhouse	3	2	5	\$310K	\$299K
	402, 5580 Sheppard Ave E	Condo	3	1	2	\$189K	\$180K
16 March, 2016	Ph 09, 15 Sewells Rd	Condo	2	1	15	\$145K	\$145K
17 March, 2016	26 Greenspire Rd	Other	3	2	6	\$500K	\$505K
	901, 15 Sewells Rd	Condo	2	1	19	\$128K	\$132K
18 March, 2016	1612, 19 Rosebank Dr	Townhouse	3	3	3	\$439K	\$462K
	#10, 170 Wickson Tr	Townhouse	3	2	34	\$250K	\$260K
19 March, 2016	85 Horseley Hill Dr	Semi-Detached	4	2	10	\$449K	\$435K
	211, 19 Rosebank Dr	Townhouse	3	3	4	\$440K	\$480K
20 March, 2016	22 Greenspire Rd	Detached	3	3	6	\$500K	\$537K
21 March, 2016	11F, 8 Rosebank Dr	Condo	1	1	14	\$244K	\$247K
	114, 90 Wingarden Crt	Townhouse	3	2	10	\$340K	\$380K
	213 Hupfield Tr	Detached	4	4	9	\$649K	\$645K
23 March, 2016	10 Feeney Ave	Detached	3	3	5	\$538K	\$560K
24 March, 2016	40 Duffort Crt	Townhouse	3	2	19	\$472K	\$475K
	103, 430 Mclevin Ave	Condo	2	2	17	\$270K	\$265K
	108, 1775 Markham Rd	Townhouse	3	3	111	\$364K	\$350K
	1603, 28 Rosebank Dr	Condo	3	3	2	\$439K	\$448K
26 March, 2016	104 Pennyhill Dr	Detached	3	2	9	\$439K	\$492K
	1503, 430 Mclevin Ave	Condo	2	2	19	\$280K	\$273K
28 March, 2016	20 Glanvil Cres W	Detached	3	2	5	\$469K	\$505K
30 March, 2016	12 Greypoint Dr	Townhouse	3	2	2	\$350K	\$420K
	44 Bondgate Crt	Detached	3	2	18	\$499K	\$496K
	62, 200 Murison Blvd	Townhouse	3	3	13	\$390K	\$428K
	205, 1795 Markham Rd	Townhouse	2	2	14	\$265K	\$265K
	#205, 10 Tapscott Rd	Condo	2	2	9	\$135K	\$130K
1 April, 2016	3L, 6 Rosebank Dr	Condo	2	2	18	\$300K	\$307K
	199 Horseley Hill Dr	Detached	3	4	15	\$630K	\$600K

Data

Month, Day, Year of Sold Date	Address1	Property Type	Bedrooms	Washrooms	Days on the Market	List Price	Sold Price
2 April, 2016	209, 5580 Sheppard Ave E	Condo	1	1	4	\$118K	\$121K
5 April, 2016	35 Burkwood Cres	Semi-Detached	3	3	14	\$450K	\$480K
	96 Jacob Fisher Dr	Detached	3	2	7	\$498K	\$569K
	506, 10 Tapscott Rd	Condo	2	2	19	\$150K	\$137K
6 April, 2016	18 Glanvil Cres	Detached	3	4	6	\$490K	\$541K
	79, 42 Pinery Tr	Townhouse	3	2	29	\$300K	\$300K
	710, 8 Silverbell Grve	Condo	1	2	74	\$130K	\$128K
7 April, 2016	9 Wiggins Crt	Townhouse	4	2	9	\$339K	\$400K
	39, 50 Blackwell Ave	Townhouse	3	2	1	\$350K	\$366K
	94, 42 Pinery Tr	Townhouse	2	1	6	\$225K	\$225K
	505, 19 Rosebank Dr	Townhouse	4	3	2	\$450K	\$540K
8 April, 2016	28 Feeney Ave	Detached	4	3	2	\$599K	\$651K
	107, 5580 Sheppard Ave E	Condo	2	1	23	\$189K	\$185K
	413, 10 Tapscott Rd	Condo	1	1	84	\$125K	\$118K
	909, 480 Mclevin Ave	Condo	2	2	10	\$275K	\$275K
9 April, 2016	102 Quantrell Tr	Townhouse	4	2	17	\$399K	\$420K
10 April, 2016	74 Pilkey Cres	Townhouse	3	1	3	\$320K	\$362K
	136 Plumrose Ptwy	Other	3	4	3	\$498K	\$550K
	1105, 410 Mclevin Ave	Condo	1	1	3	\$157K	\$150K
11 April, 2016	21 Sachems Pl	Townhouse	3	3	0	\$399K	\$380K
	58 Scotney Grve	Townhouse	4	2	7	\$399K	\$460K
	87 Howell Sq	Detached	4	2	24	\$540K	\$540K
12 April, 2016	65, 42 Pinery Tr, Toronto	Condo	2	2	9	\$299K	\$299K
	94 Pennyhill Dr	Detached	3	4	6	\$589K	\$625K
	307, 5800 Sheppard Ave, Toronto	Condo	1	1	21	\$155K	\$148K
	315, 480 Mclevin Ave	Condo	2	2	17	\$243K	\$260K
	801, 400 Mclevin Ave, Toronto	Condo	3	1	44	\$180K	\$172K
13 April, 2016	5 Horseley Hill Dr	Detached	3	2	20	\$599K	\$600K

Data

Month, Day, Year of Sold Date	Address1	Property Type	Bedrooms	Washrooms	Days on the Market	List Price	Sold Price
13 April, 2016	8 Horseley Hill Dr	Detached	3	3	103	\$570K	\$552K
14 April, 2016	7 Tinbury Pl	Townhouse	4	2	2	\$425K	\$510K
	28 Glanvil Cres, Toronto	Detached	3	2	3	\$480K	\$518K
15 April, 2016	1007, 15 Sewells Rd	Condo	2	1	10	\$160K	\$153K
	1501, 29 Rosebank Dr	Townhouse	4	3	9	\$480K	\$545K
	#85, 30 Wingarden Crt	Townhouse	3	1	17	\$320K	\$340K
16 April, 2016	233 Hupfield Tr	Detached	4	4	8	\$699K	\$695K
18 April, 2016	53 Bradstone Sq	Townhouse	3	3	8	\$400K	\$399K
	56 Henbury Pl	Detached	3	2	4	\$499K	\$529K
	74 Coxworth Cres	Semi-Detached	4	3	13	\$440K	\$526K
	90 Dunsfold Dr	Detached	3	3	7	\$520K	\$526K
	1003, 5580 Sheppard Ave E	Condo	1	1	36	\$118K	\$123K
	5690 Sheppard Ave E	Townhouse	3	4	4	\$499K	\$535K
20 April, 2016	102, 400 Mclevin Ave	Condo	2	2	22	\$250K	\$240K
	105 Plumrose Ptwy	Detached	3	2	20	\$430K	\$493K
	108 Littleleaf Dr	Semi-Detached	4	3	19	\$550K	\$560K
	175 Horseley Hill Dr	Semi-Detached	4	3	12	\$515K	\$510K
	611, 28 Rosebank Dr	Townhouse	4	3	1	\$440K	\$515K
21 April, 2016	46 Chad Cres	Detached	3	3	2	\$525K	\$558K
	1011, 410 Mclevin Ave	Condo	2	2	34	\$260K	\$233K
	1104, 10 Tapscott Rd	Condo	1	1	2	\$125K	\$120K
22 April, 2016	10 Parsonage Dr	Detached	3	3	22	\$594K	\$570K
	909, 430 Mclevin Ave	Condo	2	2	14	\$265K	\$260K
	2006, 19 Rosebank Dr	Townhouse	3	3	7	\$419K	\$528K
23 April, 2016	42 Blackwater Cres	Detached	3	2	9	\$525K	\$552K
	80 Hutcherson Sq	Detached	3	2	6	\$530K	\$530K
	815, 430 Mclevin Ave	Condo	2	2	8	\$279K	\$278K
24 April, 2016	808 Milner Ave	Townhouse	3	2	2	\$380K	\$415K

Data

Month, Day, Year of Sold Date	Address1	Property Type	Bedrooms	Washrooms	Days on the Market	List Price	Sold Price
26 April, 2016	50 Scotney Grve	Townhouse	4	3	8	\$430K	\$448K
	51 Tillbrook Crt	Detached	3	3	5	\$499K	\$550K
27 April, 2016	23, 200 Murison Blvd	Townhouse	3	2	2	\$375K	\$420K
	56 Whispering Willow Ptwy	Other	3	2	8	\$438K	\$460K
	62 Goskin Crt	Townhouse	3	2	7	\$410K	\$407K
	80 Malvern St	Townhouse	4	2	1	\$400K	\$395K
	114 Fawcett Tr	Detached	3	3	7	\$525K	\$575K
	#1902, 19 Rosebank Dr	Townhouse	3	3	3	\$429K	\$552K
28 April, 2016	46 Goskin Crt	Semi-Detached	3	2	2	\$425K	\$420K
	138 Burrows Hall Blvd	Townhouse	3	3	8	\$399K	\$415K
29 April, 2016	5F, 8 Rosebank Dr	Condo	1	1	2	\$255K	\$255K
	7, 26 Wingarden Crt	Townhouse	3	1	4	\$350K	\$346K
1 May, 2016	44 Caronia Sq	Semi-Detached	3	3	11	\$439K	\$506K
2 May, 2016	1901, 410 Mclevin Ave	Condo	2	2	4	\$250K	\$240K
3 May, 2016	32 Nahanni Terr	Semi-Detached	3	2	5	\$549K	\$556K
	49 Shepmore Terr	Other	3	3	6	\$469K	\$521K
	86 Pilkey Cres	Semi-Detached	3	2	4	\$540K	\$522K
4 May, 2016	6 Horseshoe Cres	Detached	3	4	12	\$635K	\$630K
	49, 42 Pinery Tr	Townhouse	3	2	14	\$290K	\$308K
	105, 15 Sewells Rd	Condo	2	1	83	\$125K	\$123K
	111, 42 Pinery Tr	Townhouse	3	2	14	\$310K	\$315K
5 May, 2016	8, 50 Blackwell Ave	Townhouse	4	2	9	\$360K	\$355K
	27 Horseshoe Cres	Detached	2	2	10	\$400K	\$393K
	85 Dowswell Dr	Detached	4	3	7	\$570K	\$570K
6 May, 2016	19 Burkwood Cres	Townhouse	3	3	4	\$389K	\$470K
	31 Parsonage Dr	Detached	4	3	9	\$599K	\$658K
9 May, 2016	36, 50 Blackwell Ave	Townhouse	3	2	5	\$360K	\$380K
	208, 1775 Markham Rd	Townhouse	2	3	6	\$359K	\$359K

Data

Month, Day, Year of Sold Date	Address1	Property Type	Bedrooms	Washrooms	Days on the Market	List Price	Sold Price
9 May, 2016	307, 5580 Sheppard Ave E	Condo	2	1	11	\$196K	\$197K
10 May, 2016	75 Gorsey Sq	Detached	3	2	17	\$580K	\$585K
	410, 410 Mclevin Ave	Condo	2	2	12	\$240K	\$230K
12 May, 2016	103, 99 Blackwell Ave	Condo	2	2	8	\$129K	\$131K
	713, 480 Mclevin Ave	Condo	1	1	30	\$185K	\$180K
	1205, 29 Rosebank Dr	Townhouse	3	3	29	\$549K	\$541K
	1905, 19 Rosebank Dr	Townhouse	3	3	7	\$439K	\$530K
14 May, 2016	1816, 430 Mclevin Ave	Condo	1	1	16	\$182K	\$180K
15 May, 2016	55 Winstanly Cres, Toronto	Detached	3	2	19	\$570K	\$610K
17 May, 2016	302, 8 Silverbell Grve	Condo	2	2	4	\$159K	\$157K
18 May, 2016	38 Parsell Sq	Townhouse	4	2	7	\$500K	\$500K
	84 Horseley Hill Dr	Townhouse	3	3	6	\$455K	\$455K
19 May, 2016	38 United Sq	Detached	4	2	7	\$549K	\$577K
	210, 28 Rosebank Dr	Townhouse	4	3	8	\$449K	\$528K
	260 Mclevin Ave	Townhouse	3	4	8	\$548K	\$657K
	504, 10 Tapscott Rd	Condo	1	1	63	\$130K	\$120K
20 May, 2016	60 Goskin Crt	Townhouse	3	2	7	\$400K	\$448K
	98, 30 Wingarden Crt	Townhouse	3	2	14	\$340K	\$368K
	306, 15 Sewells Rd	Condo	2	1	4	\$144K	\$145K
	1602, 410 Mclevin Ave	Condo	2	2	9	\$270K	\$260K
21 May, 2016	204, 8 Silverbell Grve	Condo	2	2	9	\$149K	\$140K
	1104, 430 Mclevin Cres	Condo	2	2	18	\$300K	\$295K
23 May, 2016	34 Crow Tr	Detached	4	2	7	\$520K	\$583K
	73 Shademaster Crt	Detached	3	2	6	\$500K	\$560K
24 May, 2016	62 Parsell Sq	Townhouse	4	2	0	\$400K	\$400K
	73, 42 Pinery Tr	Townhouse	3	2	17	\$300K	\$303K
	91 Parsell Sq	Semi-Detached	3	2	21	\$550K	\$525K
25 May, 2016	15J, 8 Rosebank Dr	Condo	2	1	21	\$276K	\$270K

Data

Month, Day, Year of Sold Date	Address1	Property Type	Bedrooms	Washrooms	Days on the Market	List Price	Sold Price
25 May, 2016	17 Lowry Sq S	Townhouse	3	2	13	\$450K	\$450K
	31, 100 Burrows Hall Blvd	Townhouse	4	3	1	\$349K	\$370K
	131 Mammoth Hall Tr	Semi-Detached	3	3	14	\$499K	\$520K
26 May, 2016	10 Littleleaf Dr	Detached	3	2	7	\$500K	\$653K
	54 Horseshoe Cres	Detached	2	2	6	\$389K	\$440K
	1102, 400 Mclevin Ave	Condo	2	2	15	\$265K	\$261K
	1707, 410 Mclevin Ave	Condo	2	2	49	\$240K	\$229K
27 May, 2016	18 Crow Tr	Detached	3	2	8	\$500K	\$565K
	24 Bradstone Sq	Townhouse	4	2	2	\$390K	\$425K
	702, 430 Mclevin Ave	Condo	2	2	11	\$265K	\$263K
28 May, 2016	50 Snowball Cres	Detached	3	2	18	\$600K	\$700K
29 May, 2016	503, 19 Rosebank Dr	Townhouse	4	3	4	\$450K	\$560K
	1906, 19 Rosebank Dr	Townhouse	3	3	10	\$530K	\$520K
30 May, 2016	27 Tillbrook Crt	Detached	4	3	0	\$629K	\$630K
	33 Tinbury Pl	Semi-Detached	3	2	46	\$450K	\$490K
	53, 50 Blackwell Ave	Townhouse	3	2	5	\$368K	\$390K
	309, 19 Rosebank Dr, Toronto	Townhouse	3	3	8	\$488K	\$550K
31 May, 2016	10L, 8 Rosebank Dr	Condo	2	2	11	\$310K	\$317K
1 June, 2016	16 Purvis Cres	Semi-Detached	3	3	7	\$540K	\$598K
	31 Greenleaf Terr	Detached	3	3	7	\$489K	\$555K
	33 Wickson Tr	Semi-Detached	3	2	5	\$450K	\$494K
	69 Pilkey Cres	Semi-Detached	3	2	7	\$479K	\$522K
	409, 5580 Sheppard Ave E	Condo	2	1	15	\$195K	\$185K
2 June, 2016	7 Dowswell Dr	Townhouse	3	3	7	\$449K	\$508K
	512, 19 Rosebank Dr	Townhouse	3	3	2	\$499K	\$530K
3 June, 2016	304, 8 Silverbell Grve	Condo	2	2	24	\$158K	\$157K
4 June, 2016	83 Pilkey Cres	Townhouse	3	3	5	\$450K	\$500K
	103, 1785 Markham Rd	Townhouse	2	2	64	\$329K	\$328K

Data

Month, Day, Year of Sold Date	Address1	Property Type	Bedrooms	Washrooms	Days on the Market	List Price	Sold Price
4 June, 2016	803, 8 Silverbell Grve	Condo	2	2	17	\$160K	\$160K
5 June, 2016	28, 301 Washburn Way	Townhouse	4	2	4	\$340K	\$390K
6 June, 2016	12 Bondgate Crt	Detached	3	0	10	\$427K	\$475K
	22 Caronia Sq	Detached	4	3	12	\$450K	\$500K
	52 Horseley Hill Dr	Semi-Detached	3	2	0	\$555K	\$533K
7 June, 2016	21 Swallowtail Rd	Semi-Detached	3	4	5	\$600K	\$675K
	64 Crow Tr	Detached	4	2	4	\$600K	\$605K
	105 Crittenden Sq	Detached	3	4	7	\$750K	\$761K
	703, 28 Rosebank Dr	Townhouse	3	3	14	\$529K	\$527K
8 June, 2016	3M, 8 Rosebank Dr	Condo	1	1	79	\$250K	\$246K
	14 Griffen Dr	Detached	4	2	6	\$500K	\$560K
	206, 1775 Markham Rd	Townhouse	2	3	72	\$379K	\$370K
	303, 8 Silverbell Grve	Condo	2	2	55	\$150K	\$150K
10 June, 2016	47 Dowswell Dr	Detached	3	3	31	\$583K	\$572K
	#412, 400 Mclevin Ave	Condo	1	1	4	\$175K	\$165K
11 June, 2016	1515, 29 Rosebank Dr	Townhouse	3	3	8	\$508K	\$509K
12 June, 2016	202, 1775 Markham Rd	Townhouse	2	3	24	\$378K	\$370K
13 June, 2016	175 Malvern St	Detached	4	5	10	\$750K	\$781K
	222 Braymore Blvd	Detached	4	3	16	\$598K	\$585K
15 June, 2016	21 Quantrell Tr	Semi-Detached	3	3	7	\$450K	\$541K
	151 Fawcett Tr	Detached	4	2	7	\$600K	\$658K
	1112, 430 Mclevin Ave	Condo	2	2	6	\$270K	\$298K
16 June, 2016	57 Mcclure Cres	Townhouse	3	3	17	\$450K	\$435K
	1410, 410 Mclevin Ave	Condo	2	2	10	\$219K	\$243K
17 June, 2016	166 Hupfield Tr	Detached	3	3	4	\$570K	\$635K
	1502, 28 Rosebank Dr	Townhouse	3	4	10	\$450K	\$540K
18 June, 2016	20 Purvis Cres	Semi-Detached	4	2	23	\$550K	\$550K
19 June, 2016	32, 100 Burrows Hall Blvd	Townhouse	3	2	11	\$399K	\$414K

Data

Month, Day, Year of Sold Date	Address1	Property Type	Bedrooms	Washrooms	Days on the Market	List Price	Sold Price
20 June, 2016	10E, 8 Rosebank Dr E	Condo	2	1	6	\$290K	\$290K
	76 Dunthorne Crt	Semi-Detached	4	3	5	\$425K	\$410K
21 June, 2016	10 Whispering Willow Ptwy	Other	3	4	8	\$490K	\$500K
	16F, 6 Rosebank Dr	Condo	1	1	19	\$255K	\$255K
	22 Whiteleas Ave	Semi-Detached	3	3	12	\$439K	\$512K
22 June, 2016	702, 400 Mclevin Ave	Condo	2	2	1	\$265K	\$270K
23 June, 2016	6, 120 Murison Blvd	Townhouse	3	2	19	\$400K	\$385K
	21, 50 Silverbell Grve	Townhouse	4	2	24	\$344K	\$320K
	40 Whispering Willow Ptwy	Detached	4	4	23	\$540K	\$553K
24 June, 2016	34 Howell Sq	Detached	3	2	8	\$550K	\$561K
	63 Shademaster Crt	Semi-Detached	4	4	6	\$500K	\$575K
	111, 10 Tapscott Rd	Condo	2	2	0	\$150K	\$161K
	208, 1795 Markham Rd	Townhouse	2	2	28	\$320K	\$305K
	325 Burrows Hall Blvd	Detached	4	3	4	\$599K	\$560K
25 June, 2016	70 Parsell Sq	Townhouse	4	3	15	\$542K	\$532K
27 June, 2016	3 Coxworth Cres	Semi-Detached	4	3	10	\$369K	\$435K
	1808, 19 Rosebank Dr	Townhouse	3	3	7	\$458K	\$521K
28 June, 2016	93 Courtlands Dr	Detached	3	4	0	\$615K	\$615K
29 June, 2016	33 Dunsfold Dr	Detached	3	4	7	\$600K	\$661K
	59 Parsell Sq	Semi-Detached	3	2	15	\$479K	\$460K
30 June, 2016	24 Glanvil Cres	Detached	3	4	19	\$480K	\$475K
	48 Dunsfold Dr	Detached	4	3	22	\$550K	\$570K
1 July, 2016	14 Loradeen Cres	Detached	4	3	35	\$570K	\$564K
	306, 410 Mclevin Ave	Condo	2	2	30	\$270K	\$270K
	Th #1, 50 Silverbell Grve	Townhouse	3	2	7	\$275K	\$310K
4 July, 2016	46 Burkwood Cres	Semi-Detached	4	2	12	\$425K	\$450K
	81 Bradstone Sq	Semi-Detached	3	3	3	\$478K	\$525K
	1210, 99 Blackwell Ave	Condo	1	1	17	\$120K	\$125K

Data

Month, Day, Year of Sold Date	Address1	Property Type	Bedrooms	Washrooms	Days on the Market	List Price	Sold Price
5 July, 2016	15K, 8 Rosebank Dr	Condo	1	1	1	\$235K	\$237K
	26 Fawcett Tr	Detached	3	3	21	\$579K	\$585K
	39 Warwick Castle Crt	Other	3	2	15	\$410K	\$435K
	117 Quantrell Tr	Townhouse	3	3	13	\$449K	\$448K
	157 Malvern St	Detached	4	3	11	\$739K	\$730K
6 July, 2016	210, 1795 Markham Rd	Townhouse	2	2	27	\$319K	\$310K
	416, 100 Wingarden Crt	Condo	2	2	1	\$130K	\$138K
7 July, 2016	202 Mammoth Hall Tr	Detached	3	3	3	\$500K	\$625K
	313, 430 Mclevin Ave	Condo	2	1	15	\$265K	\$267K
10 July, 2016	187 John Tabor Tr	Detached	3	2	4	\$539K	\$580K
11 July, 2016	39 Littleleaf Dr	Semi-Detached	4	4	16	\$500K	\$551K
	124, 200 Mclevin Ave	Townhouse	2	1	35	\$190K	\$184K
12 July, 2016	10 Coxworth Cres	Semi-Detached	3	2	7	\$399K	\$499K
	100 Purvis Cres	Semi-Detached	4	2	4	\$485K	\$500K
	810, 10 Tapscott Rd	Condo	1	1	12	\$125K	\$130K
	1510, 28 Rosebank Dr	Townhouse	3	3	4	\$439K	\$502K
	1702, 430 Mclevin Ave	Condo	2	2	7	\$270K	\$274K
13 July, 2016	3 Parsell Sq	Semi-Detached	4	3	7	\$550K	\$525K
	11D, 6 Rosebank Dr	Condo	1	1	12	\$220K	\$222K
	79 Horseley Hill Dr	Semi-Detached	4	2	4	\$470K	\$470K
	803, 100 Wingarden Crt	Condo	2	2	26	\$120K	\$135K
14 July, 2016	20, 42 Pinery Tr	Townhouse	3	2	8	\$299K	\$335K
	28 Verne Cres	Townhouse	3	2	20	\$560K	\$555K
	35 Purvis Cres	Semi-Detached	4	3	16	\$498K	\$518K
	55 Winstanly Cres	Detached	3	2	10	\$630K	\$625K
	604, 8 Silverbell Grve	Condo	2	2	50	\$157K	\$155K
15 July, 2016	14 Duffort Crt	Semi-Detached	3	2	9	\$550K	\$550K
	20, 50 Verne Cres	Townhouse	3	2	3	\$370K	\$365K

Data

Month, Day, Year of Sold Date	Address1	Property Type	Bedrooms	Washrooms	Days on the Market	List Price	Sold Price
15 July, 2016	68 John Stoner Dr	Detached	3	2	12	\$539K	\$534K
	165 Horseley Hill Dr	Townhouse	4	3	3	\$400K	\$426K
	182 Mammoth Hall Tr	Detached	3	1	8	\$485K	\$480K
	1015, 430 Mclewin Ave	Condo	2	2	2	\$280K	\$280K
16 July, 2016	2 Coltman Cres	Detached	3	2	1	\$540K	\$578K
	3, 301 Washburn Way	Townhouse	3	2	4	\$350K	\$407K
	14, 75 Blackwell Ave	Townhouse	4	2	2	\$352K	\$365K
17 July, 2016	33 Purvis Cres	Semi-Detached	3	3	19	\$519K	\$519K
18 July, 2016	34 Fiddlehead Terr	Semi-Detached	3	4	19	\$669K	\$669K
	51 Sunburst Sq	Semi-Detached	3	3	4	\$550K	\$555K
19 July, 2016	1 Jacob Fisher Dr	Detached	4	2	5	\$600K	\$613K
	105, 5580 Sheppard Ave E	Condo	1	1	61	\$150K	\$125K
	803, 99 Blackwell Ave	Condo	2	2	14	\$140K	\$145K
20 July, 2016	63 United Sq	Detached	3	2	14	\$550K	\$560K
	901, 5580 Sheppard Ave E	Condo	2	1	48	\$199K	\$199K
21 July, 2016	134, 150 Burrows Hall Blvd	Townhouse	3	3	13	\$420K	\$438K
22 July, 2016	31 Rayward Crt	Detached	4	4	14	\$689K	\$670K
	48 Bushwood Crt	Townhouse	4	2	8	\$440K	\$491K
23 July, 2016	53 Mcknight Dr	Detached	3	2	3	\$550K	\$550K
	53 Shademaster Crt	Semi-Detached	3	2	8	\$529K	\$580K
25 July, 2016	146 Crow Tr	Semi-Detached	4	3	45	\$549K	\$514K
	1501, 28 Rosebank Dr	Townhouse	3	3	28	\$488K	\$497K
	1806, 19 Rosebank Dr	Townhouse	3	3	10	\$449K	\$520K
26 July, 2016	19, 151 Wickson Tr	Townhouse	3	2	20	\$300K	\$298K
	56 Mammoth Hall Tr	Other	3	3	15	\$620K	\$602K
27 July, 2016	8A, 8 Rosebank Dr E	Condo	2	2	67	\$370K	\$368K
	8I, 6 Rosebank Dr	Condo	1	1	12	\$260K	\$260K
	12 Carisbrooke Sq	Detached	3	4	6	\$629K	\$629K

Data

Month, Day, Year of Sold Date	Address1	Property Type	Bedrooms	Washrooms	Days on the Market	List Price	Sold Price
27 July, 2016	16 Dunthorne Crt	Semi-Detached	3	2	6	\$448K	\$508K
	33 Gemshaw Cres	Detached	3	3	6	\$539K	\$549K
	76, 200 Mclevin Ave	Townhouse	2	1	77	\$300K	\$295K
	1216, 430 Mclevin Ave	Condo	1	1	15	\$185K	\$188K
28 July, 2016	9, 42 Pinery Tr	Townhouse	3	2	6	\$310K	\$335K
	412 Milner Ave	Townhouse	3	3	22	\$435K	\$425K
29 July, 2016	46 Scarfair Ptwy	Detached	3	3	30	\$451K	\$440K
30 July, 2016	51 Shepmore Terr	Other	3	2	9	\$515K	\$530K
31 July, 2016	1114, 430 Mclevin Ave	Condo	2	1	12	\$260K	\$263K
2 August, 2016	80 Pinery Tr	Townhouse	3	4	8	\$550K	\$600K
3 August, 2016	14, 50 Silverbell Grve	Townhouse	3	2	6	\$299K	\$375K
	60 Glanvil Cres	Detached	3	3	11	\$569K	\$535K
	90 Crittenden Sq	Detached	3	3	5	\$549K	\$601K
4 August, 2016	56 Goskin Crt	Townhouse	3	2	1	\$450K	\$480K
	105, 8 Silverbell Grve	Condo	2	2	48	\$115K	\$114K
5 August, 2016	28 Glanvil Cres	Detached	3	2	28	\$518K	\$500K
7 August, 2016	8 Goskin Crt	Semi-Detached	4	3	39	\$570K	\$538K
8 August, 2016	3 Burkwood Cres	Semi-Detached	3	2	10	\$540K	\$548K
	67, 42 Pinery Tr	Townhouse	2	1	47	\$235K	\$225K
	1903, 400 Mclevin Ave	Condo	2	2	13	\$260K	\$250K
	#5, 42 Pinery Tr	Townhouse	3	2	6	\$310K	\$341K
9 August, 2016	18, 170 Wickson Tr	Townhouse	3	2	4	\$318K	\$314K
	508, 28 Rosebank Dr	Townhouse	3	3	9	\$498K	\$532K
10 August, 2016	310, 99 Blackwell Ave	Condo	1	1	14	\$125K	\$125K
	1207, 29 Rosebank Dr	Townhouse	4	3	8	\$530K	\$570K
11 August, 2016	3D, 6 Rosebank Dr	Condo	1	1	8	\$228K	\$227K
	7 Unita Grve	Semi-Detached	3	2	6	\$539K	\$537K
	16L, 8 Rosebank Dr	Condo	2	2	23	\$313K	\$315K

Data

Month, Day, Year of Sold Date	Address1	Property Type	Bedrooms	Washrooms	Days on the Market	List Price	Sold Price
11 August, 2016	18 Middleport Cres	Detached	4	5	14	\$899K	\$800K
	Ph206, 99 Blackwell Ave	Condo	2	2	3	\$150K	\$157K
12 August, 2016	18 Littleleaf Dr	Detached	3	2	39	\$599K	\$590K
	18 Swallowtail Rd	Semi-Detached	3	3	13	\$619K	\$629K
	92, 100 Burrows Hall Blvd	Townhouse	3	3	3	\$380K	\$437K
	201, 1795 Markham Rd	Townhouse	2	2	38	\$317K	\$312K
	405, 99 Blackwell Ave	Condo	2	2	19	\$140K	\$170K
14 August, 2016	29 Osterhout Pl	Townhouse	3	2	10	\$435K	\$470K
15 August, 2016	17G, 6 Rosebank Dr	Condo	1	1	10	\$250K	\$261K
	29 Glanvil Cres	Detached	3	2	21	\$475K	\$475K
16 August, 2016	207, 1775 Markham Rd	Townhouse	2	3	29	\$378K	\$363K
17 August, 2016	58 Horseley Hill Dr	Semi-Detached	3	2	15	\$539K	\$537K
	101, 99 Blackwell Ave	Condo	1	1	5	\$125K	\$123K
	1004, 5580 Sheppard Ave	Condo	2	1	70	\$165K	\$164K
18 August, 2016	15 Frontier Pkwy	Detached	3	4	1	\$509K	\$513K
	105, 1795 Markham Rd	Townhouse	3	2	27	\$339K	\$340K
19 August, 2016	43, 42 Pinery Tr	Townhouse	3	2	0	\$300K	\$340K
	54, 42 Pinery Tr	Townhouse	2	1	4	\$216K	\$216K
20 August, 2016	63 Lady Bower Cres	Detached	4	4	11	\$725K	\$718K
	1405, 400 Mclevin Ave	Condo	1	1	5	\$185K	\$184K
21 August, 2016	5A, 6 Rosebank Dr	Condo	1	1	2	\$270K	\$265K
	128 Berner Tr	Semi-Detached	3	2	5	\$530K	\$530K
	602, 99 Blackwell Ave	Condo	1	1	10	\$124K	\$123K
	5688 Sheppard Ave E	Townhouse	3	4	3	\$499K	\$548K
22 August, 2016	1607, 19 Rosebank Dr	Townhouse	3	3	10	\$489K	\$570K
24 August, 2016	5I, 8 Rosebank Dr	Condo	1	1	15	\$246K	\$245K
	17M, 8 Rosebank Dr	Condo	3	2	75	\$370K	\$368K
	25 Burkwood Cres	Townhouse	4	3	7	\$450K	\$505K

Data

Month, Day, Year of Sold Date	Address1	Property Type	Bedrooms	Washrooms	Days on the Market	List Price	Sold Price
24 August, 2016	1213, 10 Tapscott Rd	Condo	1	1	9	\$129K	\$129K
25 August, 2016	6, 200 Mclevin Ave	Townhouse	2	1	76	\$289K	\$280K
	22, 120 Murison Blvd	Townhouse	3	2	27	\$399K	\$402K
	1705, 28 Rosebank Dr	Townhouse	3	3	4	\$450K	\$525K
26 August, 2016	706, 5580 Sheppard Ave	Condo	2	1	36	\$189K	\$189K
29 August, 2016	66 Coxworth Cres	Semi-Detached	4	2	9	\$440K	\$542K
30 August, 2016	7 Parsell Sq	Semi-Detached	3	2	5	\$499K	\$525K
	11B Maidenhair Lane	Semi-Detached	4	4	14	\$699K	\$710K
	510, 19 Rosebank Dr	Townhouse	3	3	11	\$499K	\$535K
31 August, 2016	9G, 8 Rosebank Dr	Condo	1	1	26	\$250K	\$248K
	35, 50 Blackwell Ave	Townhouse	3	2	9	\$359K	\$415K
	40, 30 Wingarden Crt	Townhouse	3	2	14	\$368K	\$398K
	70 Littleleaf Dr	Detached	3	3	1	\$489K	\$565K
	807, 8 Silverbell Grve	Condo	2	2	48	\$150K	\$150K
1 September, 2016	71, 200 Mclevin Ave	Townhouse	2	1	38	\$212K	\$206K
	125 Horseley Hill Dr	Townhouse	4	3	8	\$449K	\$510K
	418, 5580 Sheppard Ave E	Condo	3	1	22	\$184K	\$175K
2 September, 2016	12M, 6 Rosebank Dr	Condo	3	2	21	\$379K	\$370K
	18, 75 Blackwell Dr	Townhouse	3	2	9	\$339K	\$400K
	48, 42 Pinery Tr	Townhouse	3	2	17	\$301K	\$345K
3 September, 2016	504, 5800 Sheppard Ave E	Condo	2	3	22	\$250K	\$220K
	1705, 19 Rosebank Dr	Townhouse	4	3	18	\$488K	\$520K
4 September, 2016	29 Greenleaf Terr	Detached	3	4	3	\$570K	\$610K
	1609, 19 Rosebank Dr	Townhouse	3	3	6	\$499K	\$550K
5 September, 2016	12K, 6 Rosebank Dr	Condo	1	1	13	\$240K	\$240K
	603, 400 Mclevin Ave	Condo	2	2	7	\$269K	\$262K
6 September, 2016	15D, 8 Rosebank Dr	Condo	1	1	35	\$245K	\$245K
	20 Bushwood Crt	Townhouse	3	2	6	\$460K	\$490K

Data

Month, Day, Year of Sold Date	Address1	Property Type	Bedrooms	Washrooms	Days on the Market	List Price	Sold Price
7 September, 2016	47 Dowswell Dr	Detached	3	3	9	\$592K	\$586K
	162 Purvis Cres	Semi-Detached	4	3	7	\$569K	\$647K
	211, 28 Rosebank Dr N	Townhouse	3	3	91	\$525K	\$508K
8 September, 2016	79 Winstanly Cres	Detached	3	2	10	\$599K	\$651K
	1002, 400 Mclevin Ave	Condo	2	2	21	\$259K	\$252K
9 September, 2016	5, 170 Wickson Tr N	Townhouse	3	2	9	\$310K	\$330K
	19 Dunsfold Dr	Detached	4	4	56	\$749K	\$745K
10 September, 2016	68 Griffen Dr	Detached	4	2	4	\$590K	\$583K
	Ph-07, 400 Mclevin Ave	Condo	2	2	52	\$260K	\$260K
12 September, 2016	6B, 6 Rosebank Dr	Condo	1	1	15	\$249K	\$274K
	42 Nahanni Terr	Semi-Detached	4	3	6	\$500K	\$570K
	43 Lady Bower Cres	Detached	3	4	19	\$549K	\$533K
13 September, 2016	42 Rovinelli Rd	Detached	4	6	40	\$799K	\$760K
	55 Wiggins Crt	Townhouse	4	3	12	\$425K	\$426K
	64, 301 Washburn Ave	Townhouse	3	2	5	\$399K	\$443K
	99 Crittenden Sq	Detached	4	4	7	\$599K	\$720K
	214, 430 Mclevin Ave	Condo	2	1	12	\$269K	\$266K
15 September, 2016	10 Whiteleas Ave	Townhouse	4	3	12	\$400K	\$422K
	58 Pennyhill Dr	Detached	3	3	7	\$500K	\$571K
16 September, 2016	148 Horseley Hill Dr	Townhouse	4	3	16	\$500K	\$472K
	914, 100 Wingarden Crt	Condo	2	2	15	\$165K	\$165K
18 September, 2016	4, 200 Mclevin Ave	Townhouse	1	1	6	\$224K	\$215K
20 September, 2016	2H, 8 Rosebank Dr	Condo	2	1	18	\$270K	\$260K
	911, 100 Wingarden Crt	Condo	2	2	12	\$140K	\$139K
	1516, 430 Mclevin Ave	Condo	1	1	20	\$205K	\$187K
21 September, 2016	9 Prosperity Ptwy	Detached	3	4	5	\$450K	\$503K
	37, 42 Pinery Tr	Townhouse	3	2	30	\$300K	\$295K
	64 Crow Tr	Detached	4	2	14	\$619K	\$623K

Data

Month, Day, Year of Sold Date	Address1	Property Type	Bedrooms	Washrooms	Days on the Market	List Price	Sold Price
21 September, 2016	157 Fawcett Tr	Detached	5	5	7	\$598K	\$610K
	210, 410 Mclevin Ave	Condo	2	2	7	\$260K	\$250K
	505, 5580 Sheppard Ave E	Condo	2	1	21	\$184K	\$182K
	1901, 410 Mclevin Ave	Condo	2	2	15	\$265K	\$260K
23 September, 2016	311, 10 Tapscott Rd	Condo	2	2	15	\$150K	\$165K
25 September, 2016	202, 10 Tapscott Rd	Condo	1	1	34	\$130K	\$128K
26 September, 2016	32 Blackwater Cres	Detached	3	3	1	\$635K	\$628K
27 September, 2016	25 Coxworth Cres	Semi-Detached	4	2	4	\$470K	\$520K
	45, 200 Mclevin Ave	Townhouse	2	1	2	\$319K	\$325K
	708, 400 Mclevin Ave	Condo	2	2	15	\$270K	\$273K
28 September, 2016	111, 10 Tapscott Rd	Condo	2	2	13	\$170K	\$170K
29 September, 2016	22, 26 Wingarden Crt	Townhouse	4	3	3	\$400K	\$425K
	63, 42 Pinery Tr E	Townhouse	3	2	14	\$340K	\$340K
	101, 19 Rosebank Dr	Townhouse	3	3	11	\$499K	\$545K
30 September, 2016	1 Rovinelli Rd	Detached	3	3	7	\$571K	\$565K
	217 Mammoth Hall Tr	Townhouse	4	3	7	\$490K	\$535K
1 October, 2016	56 Hutcherson Sq	Detached	3	2	4	\$559K	\$570K
	Ph 2, 5580 Sheppard Ave E	Condo	2	1	37	\$160K	\$165K
3 October, 2016	6 C, 6 Rosebank Dr	Condo	2	2	7	\$315K	\$312K
	9 Lighthall Cres	Detached	3	2	21	\$599K	\$599K
4 October, 2016	22 Wayford Cres	Detached	3	3	7	\$429K	\$611K
	Phm, 8 Rosebank Dr	Condo	2	2	32	\$299K	\$312K
5 October, 2016	15, 75 Blackwell Ave	Condo	5	2	8	\$350K	\$410K
	28, 2 Dailing Gate	Townhouse	3	3	9	\$469K	\$448K
	1509, 400 Mclevin Ave	Condo	2	2	16	\$259K	\$255K
7 October, 2016	88, 100 Burrows Hall Blvd	Townhouse	4	2	2	\$420K	\$465K
	184 Hupfield Tr	Detached	3	3	4	\$675K	\$745K
	219, 5580 Sheppard Ave	Condo	2	1	7	\$170K	\$170K

Data

Month, Day, Year of Sold Date	Address1	Property Type	Bedrooms	Washrooms	Days on the Market	List Price	Sold Price
7 October, 2016	288 Mclevin Ave	Townhouse	3	2	11	\$549K	\$562K
8 October, 2016	16 Caronia Sq	Detached	3	3	19	\$650K	\$636K
	130, 90 Wingarden Crt	Townhouse	3	2	22	\$368K	\$410K
10 October, 2016	41 Empringham Dr	Detached	3	3	5	\$490K	\$591K
11 October, 2016	27 Horseshoe Cres	Detached	2	2	14	\$500K	\$486K
	36 John Stoner Dr	Semi-Detached	3	4	4	\$399K	\$500K
	45 John Stoner Dr	Other	3	3	8	\$549K	\$569K
	79 Nabob Cres	Semi-Detached	3	3	15	\$530K	\$540K
	125, 200 Mclevin Ave	Townhouse	2	1	73	\$250K	\$232K
	907, 410 Mclevin Ave	Condo	2	2	21	\$240K	\$250K
12 October, 2016	1602, 400 Mclevin Ave	Condo	2	2	12	\$250K	\$262K
13 October, 2016	63, 100 Burrows Hall Blvd	Townhouse	3	2	5	\$390K	\$398K
14 October, 2016	7 Glanvil Cres	Detached	3	4	16	\$575K	\$555K
	8G, 8 Rosebank Dr	Condo	1	1	7	\$270K	\$275K
	413, 5580 Sheppard Ave E	Condo	2	1	64	\$185K	\$180K
15 October, 2016	5M, 8 Rosebank Dr	Condo	1	1	23	\$262K	\$260K
	304 Flatfield Terr	Townhouse	3	2	3	\$545K	\$545K
17 October, 2016	17 Whispering Willow Ptwy	Other	4	4	4	\$540K	\$569K
	42 Overlord Cres	Detached	3	3	19	\$560K	\$545K
18 October, 2016	33 Cheatham Pl	Townhouse	3	2	5	\$450K	\$500K
19 October, 2016	9 Tinbury Pl	Townhouse	4	2	8	\$500K	\$490K
	703, 5580 Sheppard Ave	Condo	1	1	78	\$140K	\$126K
	1501, 430 Mclevin Ave	Condo	1	1	2	\$205K	\$205K
20 October, 2016	12 Greypoint Dr	Townhouse	3	3	27	\$540K	\$532K
	16, 150 Pinery Tr	Townhouse	2	1	16	\$380K	\$400K
21 October, 2016	22, 42 Pinery Tr	Townhouse	2	1	28	\$233K	\$238K
	42 Mourning Dove Cres	Detached	3	3	9	\$699K	\$722K
23 October, 2016	32 Gemshaw Cres	Detached	4	3	8	\$579K	\$575K

Data

Month, Day, Year of Sold Date	Address1	Property Type	Bedrooms	Washrooms	Days on the Market	List Price	Sold Price
25 October, 2016	12, 200 Mclevin Ave	Townhouse	2	1	20	\$255K	\$245K
	17 Maidenhair Lane	Semi-Detached	3	4	18	\$640K	\$628K
	20 Whiteleas Ave	Semi-Detached	3	3	41	\$549K	\$537K
	708, 28 Rosebank Dr	Townhouse	3	3	7	\$548K	\$540K
26 October, 2016	205, 410 Mclevin Ave	Condo	1	1	2	\$200K	\$190K
	701, 8 Silverbell Grve	Condo	1	2	8	\$150K	\$150K
27 October, 2016	74, 42 Pinery Tr	Condo	2	1	14	\$229K	\$226K
	92 Dunsfold Dr	Detached	3	3	0	\$550K	\$550K
	1412, 100 Wingarden Crt	Condo	2	2	11	\$155K	\$155K
28 October, 2016	28 Burkwood Cres	Townhouse	3	2	17	\$480K	\$503K
	29 Shepmore Terr	Detached	3	2	16	\$530K	\$518K
	31 Horseshoe Cres	Detached	3	2	49	\$525K	\$510K
	46 Goskin Crt	Semi-Detached	3	2	14	\$550K	\$600K
	131, 200 Mclevin Ave	Townhouse	2	1	8	\$310K	\$309K
	222, 5580 Sheppard Ave E	Condo	3	1	8	\$185K	\$170K
	506, 99 Blackwell Ave	Condo	2	2	6	\$150K	\$170K
31 October, 2016	45 Maidenhair Lane	Semi-Detached	3	3	18	\$649K	\$639K
	611, 100 Wingarden Crt	Condo	2	2	17	\$173K	\$170K
1 November, 2016	62 Parsell Sq	Townhouse	4	3	18	\$550K	\$546K
	74 Pilkey Cres	Townhouse	3	3	8	\$480K	\$538K
	117 Dunsfold Dr	Detached	6	5	22	\$899K	\$850K
	904, 15 Sewells Rd	Condo	3	2	15	\$180K	\$167K
	1007, 100 Wingarden Crt	Condo	2	2	8	\$170K	\$170K
2 November, 2016	54 Tunmead Sq	Detached	4	3	5	\$569K	\$635K
3 November, 2016	56 Horseshoe Cres	Detached	3	2	3	\$509K	\$499K
	108 Bradstone Sq	Townhouse	4	3	12	\$470K	\$470K
4 November, 2016	39 Pioneer Ptwy	Detached	3	3	13	\$499K	\$494K
	146 Crow Tr	Semi-Detached	4	3	29	\$500K	\$455K

Data

Month, Day, Year of Sold Date	Address1	Property Type	Bedrooms	Washrooms	Days on the Market	List Price	Sold Price
5 November, 2016	105, 19 Rosebank Dr	Townhouse	4	3	39	\$529K	\$525K
6 November, 2016	78 Bradworthy Crt	Townhouse	4	3	11	\$479K	\$515K
7 November, 2016	201, 430 Mclevin Ave	Condo	1	1	19	\$200K	\$195K
8 November, 2016	1606, 19 Rosebank Dr	Townhouse	3	3	22	\$500K	\$493K
9 November, 2016	53 Gateforth Dr	Detached	4	4	3	\$730K	\$750K
	1005, 100 Wingarden Crt	Condo	1	2	1	\$163K	\$163K
	1504, 430 Mclevin Ave	Condo	2	2	13	\$300K	\$315K
10 November, 2016	610, 5580 Sheppard Ave E	Condo	2	1	127	\$180K	\$173K
11 November, 2016	30 Sachems Pl	Townhouse	4	4	2	\$399K	\$475K
13 November, 2016	106, 99 Blackwell Ave	Condo	2	2	23	\$132K	\$150K
14 November, 2016	23 Burkwood Cres	Townhouse	4	3	4	\$510K	\$506K
	1205, 28 Rosebank Dr	Townhouse	3	3	19	\$499K	\$540K
15 November, 2016	46, 42 Pinery Tr	Townhouse	3	2	19	\$350K	\$342K
	1201, 15 Sewells Rd	Condo	2	1	11	\$160K	\$160K
16 November, 2016	22 Lowry Sq	Semi-Detached	3	3	27	\$599K	\$605K
	108, 42 Pinery Tr	Townhouse	3	2	19	\$350K	\$339K
	1009, 400 Mclevin Ave	Condo	2	2	23	\$269K	\$267K
	1111, 99 Blackwell Ave	Condo	2	2	9	\$140K	\$163K
17 November, 2016	24, 50 Silverbell Grve	Townhouse	4	3	7	\$399K	\$421K
18 November, 2016	27 Caronia Sq	Detached	3	2	23	\$600K	\$570K
	130 Mammoth Hall Tr	Detached	4	4	9	\$849K	\$885K
	1914, 100 Wingarden Crt	Condo	2	2	17	\$173K	\$171K
19 November, 2016	73 Prosperity Ptwy W	Other	3	3	16	\$439K	\$425K
21 November, 2016	43 Pioneer Ptwy	Detached	3	4	28	\$530K	\$500K
	85 Nabob Cres	Semi-Detached	3	3	14	\$540K	\$543K
	122 Pinery Tr	Townhouse	3	2	10	\$550K	\$552K
23 November, 2016	10 Greypoint Dr	Townhouse	3	1	7	\$435K	\$442K
25 November, 2016	18 Hutcherson Sq	Detached	3	2	2	\$650K	\$657K

Data

Month, Day, Year of Sold Date	Address1	Property Type	Bedrooms	Washrooms	Days on the Market	List Price	Sold Price
27 November, 2016	19 Snowball Cres	Detached	4	2	34	\$700K	\$680K
	310, 29 Rosebank Dr	Townhouse	4	4	1	\$569K	\$580K
30 November, 2016	12 Bondgate Crt	Other	3	4	6	\$659K	\$680K
	509, 430 Mclevin Ave	Condo	2	2	16	\$285K	\$285K
2 December, 2016	1 Brisbourne Grve	Semi-Detached	4	3	37	\$530K	\$523K
	304, 99 Blackwell Ave	Condo	1	1	2	\$127K	\$127K
4 December, 2016	57 Osterhout Pl	Townhouse	3	3	12	\$480K	\$490K
	92 Hutcherson Sq	Detached	3	3	5	\$475K	\$500K
	904, 8 Silverbell Grve E	Condo	2	2	5	\$185K	\$181K
5 December, 2016	17K, 8 Rosebank Dr	Condo	1	1	49	\$257K	\$248K
	19 Frontier Ptwy	Detached	3	3	5	\$499K	\$590K
6 December, 2016	39, 42 Pinery Tr	Condo	2	1	52	\$229K	\$235K
7 December, 2016	43, 200 Mclevin Ave E	Townhouse	2	1	19	\$245K	\$242K
8 December, 2016	2, 200 Mclevin Ave	Townhouse	2	1	14	\$259K	\$325K
9 December, 2016	17M, 6 Rosebank Dr	Condo	3	2	57	\$400K	\$370K
	512, 10 Tapscott Rd	Condo	1	1	4	\$129K	\$130K
12 December, 2016	401, 8 Silverbell Grve	Condo	1	2	19	\$130K	\$131K
	1010, 410 Mclevin Ave	Condo	2	2	38	\$260K	\$247K
13 December, 2016	59 Sunburst Sq	Other	3	2	28	\$600K	\$573K
	Ph15, 430 Mclevin Ave	Condo	2	2	7	\$295K	\$295K
14 December, 2016	52 Pioneer Ptwy	Other	3	4	2	\$450K	\$455K
16 December, 2016	12 Wishford Dr	Detached	3	2	2	\$500K	\$515K
	43 Blackwater Cres	Detached	4	2	15	\$599K	\$615K
19 December, 2016	50 Verne Cres E	Townhouse	3	2	5	\$400K	\$400K
20 December, 2016	35 McClure Cres E	Detached	3	2	20	\$589K	\$625K
	309, 99 Blackwell Ave	Condo	2	2	7	\$150K	\$175K
	#37, 100 Burrows Hall Blvd	Townhouse	4	2	11	\$429K	\$482K
21 December, 2016	10 Whiteleas Ave	Townhouse	4	3	3	\$429K	\$422K

Data

Month, Day, Year of Sold Date	Address1	Property Type	Bedrooms	Washrooms	Days on the Market	List Price	Sold Price
21 December, 2016	907, 410 Mclevin Ave	Condo	2	2	7	\$250K	\$255K
22 December, 2016	205, 480 Mclevin Ave	Condo	1	1	1	\$206K	\$203K
	1513, 100 Wingarden Crt	Condo	2	2	0	\$175K	\$170K
	#12, 2 Dailing Gate	Townhouse	3	3	25	\$399K	\$443K
24 December, 2016	810, 480 Mclevin Ave	Condo	3	2	5	\$309K	\$324K
27 December, 2016	23 Middleport Cres	Detached	3	4	12	\$699K	\$685K
29 December, 2016	30 Duffort Crt	Townhouse	4	3	14	\$540K	\$560K
30 December, 2016	5 Lighthall Cres	Detached	4	2	34	\$630K	\$608K
3 January, 2017	2006, 100 Wingarden Crt	Condo	2	2	18	\$183K	\$180K
4 January, 2017	157 Mammoth Hall Tr	Townhouse	3	3	8	\$589K	\$625K
	604, 10 Tapscott Rd	Condo	1	1	20	\$133K	\$129K
6 January, 2017	411, 5800 Sheppard Ave E	Condo	1	1	2	\$185K	\$186K
12 January, 2017	1103, 19 Rosebank Dr	Townhouse	3	3	54	\$550K	\$572K
	1207, 100 Wingarden Crt	Condo	2	2	22	\$183K	\$180K
14 January, 2017	10, 151 Wickson Tr	Townhouse	3	2	8	\$300K	\$360K
17 January, 2017	164 Horseley Hill Dr	Townhouse	4	2	7	\$441K	\$441K
	1105, 400 Mclevin Ave	Condo	1	1	0	\$206K	\$197K
18 January, 2017	8, 50 Verne Cres	Townhouse	3	2	20	\$390K	\$370K
	410, 100 Wingarden Crt	Condo	3	2	77	\$249K	\$249K
19 January, 2017	55 Verne Cres	Detached	3	4	4	\$629K	\$721K
	60 Scotney Grve	Townhouse	4	2	9	\$529K	\$538K
	88 Pinery Tr	Townhouse	3	4	7	\$589K	\$645K
20 January, 2017	12, 200 Murison Blvd	Townhouse	3	2	2	\$419K	\$440K
	1505, 100 Wingarden Crt	Condo	2	2	4	\$178K	\$180K
	1705, 100 Wingarden Crt	Condo	2	2	44	\$170K	\$170K
21 January, 2017	607, 480 Mclevin Ave	Condo	2	2	3	\$325K	\$332K
22 January, 2017	7 Gorsey Sq	Detached	3	2	6	\$599K	\$688K
	703, 100 Wingarden Crt	Condo	2	2	23	\$168K	\$168K

Data

Month, Day, Year of Sold Date	Address1	Property Type	Bedrooms	Washrooms	Days on the Market	List Price	Sold Price
22 January, 2017	803, 8 Silverbell Grve	Condo	2	2	2	\$199K	\$205K
	1713, 100 Wingarden Crt	Condo	1	2	53	\$170K	\$173K
	1814, 100 Wingarden Crt	Condo	2	2	22	\$186K	\$183K
24 January, 2017	116, 28 Rosebank Dr	Townhouse	3	3	19	\$499K	\$545K
	706, 19 Rosebank Dr	Townhouse	3	3	6	\$540K	\$592K
25 January, 2017	109, 90 Wingarden Crt	Townhouse	3	2	13	\$410K	\$420K
	311, 5800 Sheppard Ave E	Condo	1	1	6	\$185K	\$217K
	1107, 15 Sewell's Rd	Condo	2	1	27	\$176K	\$163K
26 January, 2017	4, 170 Wickson Tr N	Townhouse	3	2	16	\$350K	\$350K
27 January, 2017	902, 19 Rosebank Dr	Townhouse	3	3	14	\$540K	\$539K
	1601, 19 Rosebank Dr	Townhouse	3	3	2	\$539K	\$588K
28 January, 2017	1702, 29 Rosebank Dr	Townhouse	4	3	5	\$559K	\$561K
29 January, 2017	28 Crittenden Sq	Detached	3	2	6	\$570K	\$700K
30 January, 2017	64 Hutcherson Sq	Detached	3	3	11	\$620K	\$615K
31 January, 2017	804, 15 Sewells Rd	Condo	3	2	1	\$185K	\$173K
	1808, 430 Mclewin Ave	Condo	2	2	28	\$335K	\$321K
1 February, 2017	3 Wickson Tr	Semi-Detached	4	3	14	\$475K	\$551K
2 February, 2017	45 Jacob Fisher Dr	Detached	3	4	45	\$558K	\$538K
	212, 5800 Sheppard Ave E	Condo	1	1	2	\$180K	\$210K
3 February, 2017	19 Lady Bower Cres	Detached	3	3	7	\$550K	\$620K
	1406, 100 Wingarden Crt	Condo	2	2	112	\$186K	\$185K
4 February, 2017	802, 29 Rosebank Dr S	Townhouse	4	3	1	\$588K	\$588K
5 February, 2017	24 Chad Cres	Other	3	3	3	\$599K	\$663K
6 February, 2017	511, 430 Mclewin Ave	Condo	2	2	19	\$266K	\$306K
7 February, 2017	22 Lowry Sq	Semi-Detached	3	3	1	\$570K	\$630K
	35 Tinbury Pl	Semi-Detached	3	2	7	\$490K	\$560K
	902, 8 Silverbell Grve	Condo	2	2	41	\$175K	\$175K
	Ph1, 5580 Sheppard Ave E	Condo	2	1	34	\$250K	\$290K

Data

Month, Day, Year of Sold Date	Address1	Property Type	Bedrooms	Washrooms	Days on the Market	List Price	Sold Price
8 February, 2017	1110, 100 Wingarden Crt	Condo	3	2	23	\$255K	\$250K
9 February, 2017	104, 1785 Markham Rd	Townhouse	2	2	1	\$380K	\$379K
14 February, 2017	8H, 6 Rosebank Dr	Condo	1	1	4	\$279K	\$290K
	14 Horseshoe Cres	Detached	3	2	8	\$550K	\$558K
	97 Robbinstone Dr	Townhouse	3	4	4	\$599K	\$710K
	106, 1775 Markham Rd	Townhouse	2	3	8	\$365K	\$360K
	146 Crow Tr	Semi-Detached	4	3	5	\$500K	\$615K
	1105, 99 Blackwell Ave	Condo	2	2	18	\$199K	\$185K
	15 February, 2017	128, 200 Mclevin Ave	Townhouse	2	1	14	\$219K
16 February, 2017	339 Burrows Hall Blvd	Detached	6	3	8	\$839K	\$830K
	601, 15 Sewells Rd	Condo	2	1	14	\$199K	\$191K
	1106, 5580 Sheppard Ave E	Condo	2	1	5	\$183K	\$183K
17 February, 2017	904, 5580 Sheppard Ave E	Condo	2	1	14	\$190K	\$236K
20 February, 2017	106, 1795 Markham Rd	Townhouse	3	2	4	\$379K	\$381K
21 February, 2017	76 Littleleaf Dr	Other	3	2	4	\$599K	\$660K
	405, 99 Blackwell Ave	Condo	2	2	42	\$190K	\$187K
22 February, 2017	85 Pennyhill Dr	Detached	5	4	8	\$788K	\$900K
23 February, 2017	1, 200 Mclevin Ave	Townhouse	2	1	6	\$340K	\$360K
	Ph07, 480 Mclevin Ave	Condo	2	2	9	\$340K	\$350K
26 February, 2017	15F, 6 Rosebank Dr	Condo	1	1	2	\$290K	\$345K
27 February, 2017	88 Trott Sq	Semi-Detached	3	2	4	\$529K	\$656K
	1103, 99 Blackwell Ave	Condo	2	2	2	\$170K	\$160K
	#8, 50 Silver Bell Grve	Townhouse	3	3	9	\$400K	\$510K
	Ph08, 430 Mclevin Ave	Condo	2	2	9	\$315K	\$318K
28 February, 2017	4 Mcknight Dr	Detached	4	3	4	\$649K	\$788K
	1510, 400 Mclevin Ave	Condo	2	2	2	\$260K	\$291K
2 March, 2017	75 Empringham Dr	Detached	4	4	7	\$689K	\$787K
	902, 10 Tapscott Rd	Condo	1	1	3	\$130K	\$165K

Data

Month, Day, Year of Sold Date	Address1	Property Type	Bedrooms	Washrooms	Days on the Market	List Price	Sold Price
3 March, 2017	19 Rosebank Dr	Townhouse	3	3	0	\$539K	\$632K
	23, 200 Mclevin Ave	Townhouse	2	1	15	\$310K	\$372K
5 March, 2017	3, 42 Pinery Tr	Townhouse	2	1	5	\$225K	\$260K
	85, 100 Burrows Hall Blvd	Townhouse	3	3	3	\$429K	\$540K
6 March, 2017	4 O'henry Grve	Detached	3	2	7	\$699K	\$800K
	188, 90 Wingarden Crt	Townhouse	3	1	18	\$399K	\$430K
	246 John Tabor Tr	Detached	3	2	8	\$600K	\$750K
	301, 8 Silverbell Grve	Condo	1	2	10	\$150K	\$150K
	811, 10 Tapscott Rd	Condo	2	2	7	\$150K	\$240K
7 March, 2017	76 Winstanly Cres	Detached	3	2	6	\$770K	\$760K
	206, 15 Sewells Rd	Condo	2	1	20	\$220K	\$214K
9 March, 2017	5, 50 Silver Bell Grve	Townhouse	3	2	1	\$350K	\$481K
	79 Coxworth Cres	Semi-Detached	3	2	7	\$550K	\$605K
10 March, 2017	9I, 6 Rosebank Dr	Condo	1	1	1	\$280K	\$301K
	303, 19 Rosebank Dr	Townhouse	4	3	3	\$580K	\$635K
13 March, 2017	1 John Stoner Dr	Detached	3	2	0	\$510K	\$610K
	9 Parsonage Dr	Detached	4	4	0	\$750K	\$835K
	67 Snowball Cres	Detached	3	2	4	\$688K	\$815K
	207, 28 Rosebank Dr	Townhouse	3	3	8	\$360K	\$651K
14 March, 2017	14 Applemore Rd	Semi-Detached	4	3	6	\$699K	\$760K
	48 Mcknight Dr	Detached	3	3	10	\$650K	\$715K
	53 Bradstone Sq	Townhouse	3	3	0	\$590K	\$590K
	Ph N, 6 Rosebank Dr	Condo	1	1	7	\$300K	\$352K
15 March, 2017	1K, 6 Rosebank Dr	Condo	1	1	20	\$265K	\$265K
	10 Nabob Cres	Detached	3	3	7	\$649K	\$802K
	10H, 8 Rosebank Dr	Condo	1	1	13	\$295K	\$355K
16 March, 2017	15 Coxworth Cres	Semi-Detached	3	2	2	\$570K	\$700K
	503, 8 Silverbell Grve	Condo	2	2	21	\$199K	\$206K

Data

Month, Day, Year of Sold Date	Address1	Property Type	Bedrooms	Washrooms	Days on the Market	List Price	Sold Price
17 March, 2017	27, 42 Pinery Tr	Townhouse	3	2	21	\$350K	\$392K
	40 Tunmead Sq	Detached	4	5	22	\$699K	\$820K
	46 Loradeen Cres	Detached	3	2	13	\$680K	\$750K
19 March, 2017	189 Horseley Hill Dr	Townhouse	3	2	6	\$550K	\$570K
21 March, 2017	815, 430 Mclevin Ave, Toronto	Condo	2	2	12	\$319K	\$320K
22 March, 2017	Lph-N, 8 Rosebank Dr	Condo	1	1	2	\$325K	\$385K
23 March, 2017	515, 430 Mclevin Ave	Condo	2	2	0	\$340K	\$340K
24 March, 2017	12F, 8 Rosebank Dr	Condo	1	1	11	\$335K	\$330K
	25 Mourning Dove Cres	Semi-Detached	3	4	1	\$600K	\$730K
26 March, 2017	14, 50 Blackwell Ave	Townhouse	4	2	11	\$499K	\$523K
27 March, 2017	8C, 6 Rosebank Dr	Condo	2	2	3	\$299K	\$445K
	31 United Sq	Detached	3	2	4	\$550K	\$690K
	1611, 28 Rosebank Dr	Townhouse	4	3	12	\$549K	\$635K
28 March, 2017	16l, 8 Rosebank Dr	Condo	1	1	5	\$329K	\$390K
	56 Dunsfold Dr	Detached	3	3	10	\$750K	\$808K
	64 Courtlands Dr	Detached	3	4	7	\$650K	\$720K
	123, 90 Wingarden Crt	Townhouse	4	3	15	\$420K	\$490K
	708, 100 Wingarden Crt	Condo	2	2	21	\$207K	\$235K
	1601, 100 Wingarden Crt	Condo	2	2	21	\$205K	\$233K
	# 39, 42 Pinery Tr	Condo	2	1	4	\$230K	\$292K
29 March, 2017	62 Stanbridge Crt	Detached	3	2	6	\$700K	\$834K
	77 Prosperity Ptwy	Other	3	2	6	\$589K	\$604K
30 March, 2017	37, 301 Washburn Way	Townhouse	3	2	7	\$450K	\$535K
	47 Horseley Hill Dr	Semi-Detached	4	3	2	\$599K	\$625K
	1002, 99 Blackwell Ave	Condo	1	1	9	\$130K	\$146K
	1608, 100 Wingarden Crt	Condo	2	2	35	\$190K	\$215K
31 March, 2017	Lph-G, 6 Rosebank Dr	Condo	1	1	5	\$388K	\$388K
2 April, 2017	30 Trott Sq	Townhouse	3	2	3	\$569K	\$630K

Data

Month, Day, Year of Sold Date	Address1	Property Type	Bedrooms	Washrooms	Days on the Market	List Price	Sold Price
2 April, 2017	89 Mourning Dove Cres	Detached	4	3	18	\$889K	\$860K
3 April, 2017	65 Bradstone Sq	Townhouse	4	3	6	\$575K	\$620K
	66 Whispering Willow Ptwy	Detached	3	3	6	\$550K	\$700K
	120 Fawcett Tr	Detached	4	3	7	\$680K	\$773K
4 April, 2017	7E, 8 Rosebank Dr	Condo	2	1	15	\$299K	\$370K
	56 Burkwood Cres	Townhouse	3	2	5	\$480K	\$625K
	202, 1785 Markham Rd	Townhouse	2	2	4	\$369K	\$420K
5 April, 2017	402, 100 Wingarden Crt	Condo	2	2	7	\$199K	\$212K
6 April, 2017	38 Pinery Tr	Other	4	4	16	\$699K	\$815K
	43 Sunburst Sq	Semi-Detached	3	3	16	\$699K	\$775K
7 April, 2017	8 Keon Pl	Other	3	2	0	\$620K	\$645K
	55 Whiteleas Ave	Townhouse	4	3	2	\$550K	\$580K
	328 Burrows Hall Blvd	Detached	3	1	7	\$700K	\$735K
9 April, 2017	302, 8 Silver Bell Grve	Condo	2	2	5	\$215K	\$251K
10 April, 2017	30 Goodless Crt	Detached	3	3	6	\$799K	\$740K
	32 Nahanni Terr, Toronto	Semi-Detached	3	2	6	\$689K	\$700K
	68, 200 Mclevin Ave	Townhouse	2	1	7	\$265K	\$290K
	71 Shademaster Crt	Other	3	2	11	\$598K	\$686K
	307, 28 Rosebank Dr	Townhouse	4	3	6	\$698K	\$670K
11 April, 2017	1, 42 Pinery Tr	Townhouse	3	2	4	\$399K	\$483K
	14 Purvis Cres	Other	3	3	6	\$579K	\$681K
12 April, 2017	35 Applemore Rd	Detached	3	2	6	\$699K	\$792K
	45, 50 Blackwell Ave	Townhouse	4	2	14	\$425K	\$500K
13 April, 2017	24, 120 Murison Blvd	Townhouse	3	2	10	\$390K	\$485K
	52 Bradworthy Crt	Townhouse	4	3	3	\$576K	\$635K
	60 Chad Cres	Semi-Detached	3	3	12	\$529K	\$672K
	1402, 410 Mclevin Ave	Condo	2	2	1	\$317K	\$400K
15 April, 2017	10 Whiteleas Ave	Townhouse	4	3	9	\$570K	\$700K

Data

Month, Day, Year of Sold Date	Address1	Property Type	Bedrooms	Washrooms	Days on the Market	List Price	Sold Price
15 April, 2017	906, 29 Rosebank Dr	Townhouse	3	3	9	\$649K	\$685K
17 April, 2017	908, 29 Rosebank Dr	Townhouse	3	3	7	\$528K	\$703K
18 April, 2017	16 Bon Echo Crt	Semi-Detached	3	3	7	\$689K	\$751K
	17 Baldoon Rd	Detached	3	2	11	\$650K	\$760K
	86 Littleleaf Dr	Semi-Detached	4	3	14	\$750K	\$750K
	116 Pinery Tr	Townhouse	3	2	6	\$579K	\$671K
	803, 8 Silverbell Grve	Condo	2	2	9	\$219K	\$250K
	910, 410 Mclevin Ave	Condo	2	2	11	\$279K	\$350K
	19 April, 2017	7 Coltman Cres	Detached	3	2	8	\$599K
11M, 8 Rosebank Dr E		Condo	3	2	15	\$450K	\$450K
52 Pioneer Ptwy		Detached	3	4	13	\$650K	\$635K
805, 430 Mclevin Ave		Condo	2	2	6	\$395K	\$395K
20 April, 2017	308, 10 Tapscott Rd	Condo	2	2	17	\$230K	\$240K
	506, 5580 Sheppard Ave E	Condo	2	1	22	\$239K	\$267K
	1009, 19 Rosebank Dr	Townhouse	3	3	2	\$550K	\$577K
	1703, 100 Wingarden Crt	Condo	2	2	23	\$245K	\$245K
21 April, 2017	609, 410 Mclevin Ave	Condo	2	2	4	\$299K	\$340K
	1612, 400 Mclevin Ave	Condo	1	1	12	\$199K	\$251K
22 April, 2017	Ph6, 400 Mclevin Ave	Townhouse	2	2	1	\$299K	\$294K
23 April, 2017	1702, 400 Mclevin Ave	Condo	3	2	18	\$325K	\$451K
24 April, 2017	51 Wiggins Crt	Townhouse	3	2	9	\$500K	\$510K
	81, 100 Burrows Hall Blvd	Townhouse	3	2	8	\$529K	\$585K
	209, 100 Wingarden Crt	Condo	2	2	2	\$246K	\$265K
25 April, 2017	87 Crow Tr	Detached	3	3	7	\$559K	\$685K
26 April, 2017	64, 42 Pinery Tr	Townhouse	3	2	6	\$340K	\$360K
	72 Trott Sq	Townhouse	4	3	8	\$569K	\$615K
	1410, 430 Mclevin Ave	Condo	2	2	5	\$380K	\$375K
28 April, 2017	3N, 8 Rosebank Dr	Condo	1	1	29	\$360K	\$353K

Data

Month, Day, Year of Sold Date	Address1	Property Type	Bedrooms	Washrooms	Days on the Market	List Price	Sold Price
28 April, 2017	43 Lowry Sq	Semi-Detached	3	2	3	\$599K	\$630K
29 April, 2017	14, 2 Dailing Gate	Townhouse	3	3	8	\$500K	\$555K
	1808, 100 Wingarden Crt	Condo	2	2	21	\$246K	\$273K
	#38, 100 Burrows Hall Blvd	Townhouse	3	2	3	\$450K	\$530K
30 April, 2017	19 Pilkey Cres	Townhouse	4	3	2	\$500K	\$586K
2 May, 2017	6, 200 Murison Blvd	Townhouse	3	2	7	\$450K	\$560K
	36 Whispering Willow Ptwy	Detached	4	3	6	\$550K	\$731K
	214, 5580 Sheppard Ave E	Condo	1	1	22	\$125K	\$125K
	2011, 100 Wingarden Crt	Condo	2	2	27	\$250K	\$260K
3 May, 2017	17E, 6 Rosebank Dr E	Condo	2	2	24	\$429K	\$435K
4 May, 2017	18 Pinery Tr	Detached	4	4	16	\$849K	\$850K
	102 Quantrell Tr	Townhouse	3	4	8	\$589K	\$650K
	202, 1795 Markham Rd	Townhouse	2	2	15	\$399K	\$395K
5 May, 2017	104, 8 Silverbell Grve	Condo	2	2	8	\$219K	\$238K
8 May, 2017	17 Osterhout Pl	Townhouse	3	2	10	\$500K	\$575K
	58 Crittenden Sq	Detached	4	3	20	\$700K	\$670K
	166 Quantrell Tr	Townhouse	3	2	6	\$575K	\$565K
9 May, 2017	65, 30 Wingarden Crt	Townhouse	3	2	26	\$400K	\$425K
10 May, 2017	16M, 8 Rosebank Dr	Condo	3	2	1	\$455K	\$455K
	65 Blackwell Ave	Townhouse	3	2	21	\$445K	\$445K
	66, 200 Mclevin Ave S	Townhouse	2	1	7	\$349K	\$403K
11 May, 2017	6 Hatchet Pl	Detached	4	3	16	\$729K	\$729K
	17I, 8 Rosebank Dr	Condo	1	1	15	\$390K	\$376K
	204, 1775 Markham Rd	Townhouse	2	3	1	\$420K	\$423K
13 May, 2017	19 Mcknight Dr	Detached	3	2	8	\$599K	\$595K
14 May, 2017	56 Purvis Cres	Detached	4	2	24	\$835K	\$850K
15 May, 2017	16C, 6 Rosebank Dr	Condo	2	2	30	\$430K	\$418K
	16L, 6 Rosebank Dr	Condo	2	2	5	\$300K	\$440K

Data

Month, Day, Year of Sold Date	Address1	Property Type	Bedrooms	Washrooms	Days on the Market	List Price	Sold Price
15 May, 2017	28 Nahanni Terr	Semi-Detached	3	2	4	\$550K	\$615K
	204, 1795 Markham Rd	Townhouse	2	2	5	\$380K	\$370K
	809, 410 Mclevin Ave	Condo	2	2	7	\$359K	\$387K
16 May, 2017	11 Coxworth Cres	Semi-Detached	3	2	28	\$575K	\$585K
	69, 100 Burrows Hall Blvd	Townhouse	3	2	8	\$435K	\$450K
17 May, 2017	28 Keon Pl	Other	2	2	8	\$599K	\$660K
	54 Pinery Tr	Townhouse	3	3	20	\$599K	\$655K
	60, 100 Burrows Hall Blvd	Townhouse	3	2	2	\$549K	\$560K
18 May, 2017	30 Scotney Grve	Townhouse	4	3	27	\$590K	\$590K
19 May, 2017	101, 42 Pinery Tr	Townhouse	3	2	10	\$399K	\$395K
23 May, 2017	582 Mclevin Ave	Detached	3	4	8	\$649K	\$705K
	604 Mclevin Ave	Detached	4	4	5	\$599K	\$685K
	1104, 15 Sewells Rd	Condo	3	2	13	\$250K	\$262K
	1416, 100 Wingarden Crt	Condo	2	2	23	\$275K	\$273K
24 May, 2017	25, 42 Pinery Tr S	Townhouse	3	2	21	\$400K	\$401K
	611, 430 Mclevin Ave	Condo	2	2	34	\$375K	\$375K
25 May, 2017	5L, 8 Rosebank Dr	Condo	2	2	9	\$399K	\$388K
	6 Blackwell Ave	Semi-Detached	3	3	5	\$400K	\$515K
	10B, 8 Rosebank Dr	Condo	1	1	21	\$356K	\$356K
	12A, 6 Rosebank Dr	Condo	2	2	6	\$348K	\$460K
	17J, 8 Rosebank Dr	Condo	2	1	50	\$390K	\$380K
26 May, 2017	48 Trott Sq	Townhouse	4	3	9	\$539K	\$528K
28 May, 2017	62 Loradeen Cres	Detached	4	3	3	\$600K	\$600K
29 May, 2017	17 Overlord Cres	Detached	3	2	6	\$600K	\$670K
	Ph G, 8 Rosebank Dr	Condo	1	1	2	\$374K	\$370K
30 May, 2017	1 Shepmore Terr	Detached	3	2	6	\$650K	\$740K
	11, 200 Mclevin Ave	Townhouse	3	1	1	\$379K	\$425K
	36 Mcknight Dr	Semi-Detached	3	3	7	\$549K	\$560K

Data

Month, Day, Year of Sold Date	Address1	Property Type	Bedrooms	Washrooms	Days on the Market	List Price	Sold Price
30 May, 2017	320 Mclevin Ave	Townhouse	4	3	1	\$680K	\$705K
	D, 8 Rosebank Dr	Condo	1	1	10	\$275K	\$275K
31 May, 2017	3A, 6 Rosebank Dr	Condo	1	1	12	\$350K	\$373K
	505, 8 Silverbell Grve	Condo	1	2	2	\$159K	\$178K
	801, 99 Blackwell Ave	Condo	2	2	8	\$199K	\$200K
1 June, 2017	86 Murison Blvd	Detached	3	2	5	\$600K	\$600K
4 June, 2017	4, 100 Burrows Hall Blvd	Townhouse	3	2	27	\$530K	\$560K
	23 Parsonage Dr	Detached	3	4	6	\$599K	\$660K
	109, 5580 Sheppard Ave E	Condo	1	1	2	\$190K	\$220K
	2009, 100 Wingarden Crt	Condo	2	2	2	\$275K	\$270K
7 June, 2017	1 Crow Tr	Detached	3	2	37	\$879K	\$790K
8 June, 2017	307, 410 Mclevin Ave	Condo	2	2	12	\$300K	\$295K
	702, 29 Rosebank Dr	Townhouse	2	3	3	\$489K	\$490K
9 June, 2017	17J, 6 Rosebank Dr	Condo	2	2	22	\$409K	\$380K
	18 Troutbeck Ave	Detached	3	3	2	\$600K	\$599K
	805, 10 Tapscott Rd	Condo	2	2	10	\$220K	\$246K
10 June, 2017	117 Horseley Hill Dr	Townhouse	3	2	4	\$500K	\$500K
11 June, 2017	52, 30 Wingarden Crt	Townhouse	3	2	12	\$449K	\$455K
12 June, 2017	10J, 6 Rosebank Dr	Condo	2	2	4	\$415K	\$410K
	67 Pilkey Cres	Semi-Detached	3	2	19	\$579K	\$550K
	76, 100 Burrows Hall Blvd	Townhouse	3	3	5	\$598K	\$589K
	113 Courtlands Dr	Detached	3	4	17	\$750K	\$745K
13 June, 2017	318 Mclevin Ave	Townhouse	3	4	17	\$600K	\$630K
	813, 430 Mclevin Ave	Condo	2	1	22	\$350K	\$330K
14 June, 2017	5, 2 Dailing Gate	Townhouse	3	2	20	\$500K	\$490K
	55 Carisbrooke Sq	Detached	3	4	7	\$599K	\$573K
	142 Horseley Hill Dr	Townhouse	3	2	26	\$530K	\$520K
	608, 99 Blackwell Ave	Condo	2	2	34	\$163K	\$200K

Data

Month, Day, Year of Sold Date	Address1	Property Type	Bedrooms	Washrooms	Days on the Market	List Price	Sold Price
14 June, 2017	1206, 430 Mclevin Ave	Condo	1	1	13	\$289K	\$273K
	1910, 410 Mclevin Ave	Condo	2	2	22	\$300K	\$330K
15 June, 2017	172, 90 Wingarden Crt	Townhouse	3	2	6	\$428K	\$470K
	1003, 10 Tapscott Rd	Condo	2	2	9	\$230K	\$237K
16 June, 2017	267 John Tabor Tr	Detached	4	3	29	\$549K	\$520K
19 June, 2017	58 Caronia Sq	Detached	3	3	4	\$600K	\$680K
	120 Pinery Tr	Townhouse	3	2	18	\$539K	\$536K
20 June, 2017	414, 5800 Sheppard Ave E	Condo	1	1	19	\$230K	\$240K
21 June, 2017	9 Pennyhill Dr	Detached	3	3	5	\$599K	\$590K
	28, 170 Wickson Tr	Townhouse	3	2	14	\$379K	\$420K
	182 Horseley Hill Dr	Semi-Detached	3	3	72	\$600K	\$548K
	606, 5580 Sheppard Ave	Condo	2	1	15	\$280K	\$285K
	1101, 10 Tapscott Rd	Condo	2	2	13	\$223K	\$250K
22 June, 2017	217, 5800 Sheppard Ave E	Condo	1	1	3	\$246K	\$251K
	709, 480 Mclevin Ave	Condo	2	2	13	\$330K	\$326K
23 June, 2017	1B, 8 Rosebank Dr	Condo	1	1	11	\$359K	\$350K
	80 Coxworth Cres	Semi-Detached	3	2	14	\$585K	\$568K
	202, 410 Mclevin Ave	Condo	2	2	21	\$359K	\$347K
	1005, 99 Blackwell Ave	Condo	2	2	18	\$215K	\$225K
24 June, 2017	36 Prosperity Ptwy	Detached	3	4	30	\$549K	\$488K
25 June, 2017	Ph205, 99 Blackwell Ave, Toronto	Condo	2	2	13	\$225K	\$258K
26 June, 2017	52 Glanvil Cres	Detached	3	2	4	\$515K	\$526K
	910, 15 Sewells Rd	Condo	2	1	11	\$205K	\$232K
28 June, 2017	501, 10 Tapscott Rd	Condo	2	2	10	\$220K	\$216K
29 June, 2017	7F, 8 Rosebank Dr	Condo	1	1	36	\$384K	\$360K
	14 Ormerod St	Semi-Detached	4	3	8	\$800K	\$756K
30 June, 2017	231 Mammoth Hall Tr	Townhouse	4	3	25	\$585K	\$600K
	1008, 430 Mclevin Ave	Condo	2	2	4	\$299K	\$380K

Data

Month, Day, Year of Sold Date	Address1	Property Type	Bedrooms	Washrooms	Days on the Market	List Price	Sold Price
2 July, 2017	53, 200 Mclevin Ave	Townhouse	2	1	17	\$299K	\$275K
4 July, 2017	68 Mcknight Dr	Other	4	3	25	\$600K	\$692K
	71 Purvis Cres	Other	3	3	31	\$588K	\$580K
	1106, 410 Mclevin Ave	Condo	2	2	23	\$350K	\$315K
6 July, 2017	45 Snowball Cres	Detached	3	2	3	\$670K	\$668K
7 July, 2017	20 Robbinstone Dr	Townhouse	3	3	15	\$550K	\$565K
8 July, 2017	131 Quantrell Tr	Townhouse	3	3	33	\$599K	\$575K
10 July, 2017	14 Bondgate Crt	Detached	3	3	33	\$570K	\$517K
	24 Hutcherson Sq	Detached	4	3	37	\$650K	\$630K
11 July, 2017	18, 200 Murison Blvd	Townhouse	3	2	28	\$450K	\$460K
	19, 26 Wingarden Crt	Townhouse	3	2	13	\$370K	\$355K
12 July, 2017	5N, 6 Rosebank Dr	Condo	1	1	6	\$357K	\$352K
	28 Goodless Crt	Detached	5	3	37	\$800K	\$790K
	57 Lady Bower Cres	Detached	3	3	5	\$575K	\$556K
13 July, 2017	74 United Sq	Detached	4	3	51	\$625K	\$620K
	113, 42 Pinery Tr	Townhouse	3	2	15	\$375K	\$370K
14 July, 2017	809, 410 Mclevin Ave	Condo	2	2	30	\$369K	\$357K
	1716, 100 Wingarden Crt	Condo	2	2	25	\$268K	\$256K
15 July, 2017	12B, 6 Rosebank Dr	Condo	1	1	7	\$330K	\$325K
	51, 200 Mclevin Ave	Townhouse	2	1	39	\$360K	\$355K
	58, 301 Washburn Way	Townhouse	3	2	9	\$459K	\$452K
17 July, 2017	17K, 8 Rosebank Dr	Condo	1	1	12	\$310K	\$309K
	27 Swallowtail Rd	Semi-Detached	3	3	12	\$600K	\$685K
18 July, 2017	23, 151 Wickson Tr	Townhouse	3	2	5	\$400K	\$406K
	317, 5800 Sheppard Ave E	Condo	1	1	7	\$250K	\$245K
19 July, 2017	110, 100 Wingarden Crt	Condo	3	2	67	\$325K	\$320K
20 July, 2017	601, 480 Mclevin Ave	Condo	2	2	13	\$349K	\$350K
21 July, 2017	34 Greypoint Dr	Detached	4	2	32	\$640K	\$615K

Data

Month, Day, Year of Sold Date	Address1	Property Type	Bedrooms	Washrooms	Days on the Market	List Price	Sold Price
21 July, 2017	157, 90 Wingarden Crt	Townhouse	3	1	38	\$398K	\$405K
	501, 480 Mclevin Ave	Condo	2	2	37	\$378K	\$360K
	1812, 430 Mclevin Ave	Condo	2	2	3	\$360K	\$352K
23 July, 2017	47, 151 Wickson Tr	Townhouse	4	2	27	\$449K	\$449K
	104, 1775 Markham Rd	Condo	3	3	5	\$399K	\$387K
	1608, 19 Rosebank Dr	Townhouse	3	3	18	\$600K	\$585K
24 July, 2017	49 Pilkey Cres	Townhouse	3	2	39	\$500K	\$495K
25 July, 2017	221 Mammoth Hall Tr	Semi-Detached	4	2	5	\$499K	\$515K
30 July, 2017	85 Prosperity Ptwy	Condo	3	3	40	\$485K	\$490K
31 July, 2017	702, 410 Mclevin Ave	Condo	2	2	19	\$359K	\$347K
	1007, 430 Mclevin Ave	Condo	1	1	52	\$279K	\$255K
	1501, 19 Rosebank Dr	Townhouse	3	3	41	\$575K	\$570K
1 August, 2017	240 Mammoth Hall Tr	Semi-Detached	3	2	15	\$576K	\$600K
2 August, 2017	801, 400 Mclevin Ave	Condo	1	1	16	\$290K	\$289K
3 August, 2017	14 Warwick Castle Crt	Other	3	3	36	\$560K	\$560K
4 August, 2017	10K, 8 Rosebank Dr	Condo	1	1	22	\$310K	\$297K
	17D, 6 Rosebank Dr	Condo	1	1	14	\$300K	\$309K
6 August, 2017	21 Sunburst Sq	Semi-Detached	3	2	4	\$570K	\$575K
	503, 400 Mclevin Ave	Condo	2	2	22	\$400K	\$350K
7 August, 2017	24 Fiddlehead Terr	Semi-Detached	3	4	5	\$599K	\$655K
	122, 42 Pinery Tr	Townhouse	3	2	76	\$399K	\$380K
8 August, 2017	2D, 6 Rosebank Dr	Condo	1	1	13	\$295K	\$285K
9 August, 2017	88 Malvern St	Townhouse	4	3	19	\$479K	\$480K
10 August, 2017	54 Pinery Tr	Townhouse	3	3	29	\$659K	\$580K
12 August, 2017	Ph205, 99 Blackwell Ave	Condo	2	2	39	\$258K	\$253K
14 August, 2017	34 Parsell Sq	Semi-Detached	3	3	31	\$599K	\$578K
	318 Mclevin Ave	Townhouse	3	4	18	\$600K	\$620K
	1501, 100 Wingarden Crt	Condo	2	2	19	\$275K	\$275K

Data

Month, Day, Year of Sold Date	Address1	Property Type	Bedrooms	Washrooms	Days on the Market	List Price	Sold Price
16 August, 2017	12 Middleport Cres	Detached	4	3	34	\$779K	\$740K
	44 Mcclure Cres	Semi-Detached	3	2	2	\$559K	\$545K
17 August, 2017	11F, 8 Rosebank Rd	Condo	1	1	29	\$350K	\$339K
	602, 430 Mclevin Ave	Condo	2	2	7	\$320K	\$318K
18 August, 2017	22 Trott Sq	Townhouse	3	2	32	\$523K	\$508K
	27 Tillbrook Crt	Detached	4	4	35	\$750K	\$715K
	34 Scarfair Ptwy	Detached	3	3	9	\$499K	\$525K
	60 Overlord Cres	Detached	4	4	55	\$700K	\$683K
	903, 99 Blackwell Ave	Condo	2	2	35	\$220K	\$223K
19 August, 2017	50 Parsell Sq	Townhouse	3	2	10	\$505K	\$505K
	94 Blackwater Cres	Detached	3	2	12	\$620K	\$601K
21 August, 2017	43 Parsell Sq	Townhouse	3	3	35	\$599K	\$585K
22 August, 2017	4 Crow Tr	Detached	3	2	35	\$570K	\$560K
23 August, 2017	15L, 6 Rosebank Dr	Condo	2	2	73	\$416K	\$400K
	30 Burkwood Cres	Townhouse	3	3	28	\$550K	\$522K
	118 Caronia Sq	Other	3	3	15	\$650K	\$629K
25 August, 2017	76, 42 Pinery Tr	Townhouse	3	2	17	\$460K	\$410K
26 August, 2017	46, 42 Pinery Tr	Townhouse	3	2	22	\$388K	\$383K
	105, 480 Mclevin Ave	Condo	3	2	26	\$339K	\$335K
27 August, 2017	166, 90 Wingarden Crt	Townhouse	3	2	9	\$430K	\$440K
28 August, 2017	140 Quantrell Tr	Townhouse	3	3	46	\$590K	\$570K
	909, 430 Mclevin Ave	Condo	2	2	43	\$349K	\$335K
29 August, 2017	111, 29 Rosebank Dr	Townhouse	4	3	12	\$580K	\$576K
30 August, 2017	60 Scarfair Ptwy	Detached	3	4	6	\$550K	\$560K
31 August, 2017	210, 410 Mclevin Ave	Condo	2	2	50	\$349K	\$330K
	1502, 430 Mclevin Ave	Condo	2	2	28	\$330K	\$326K
1 September, 2017	405, 5800 Sheppard Ave E	Condo	2	1	25	\$285K	\$280K
6 September, 2017	9J, 8 Rosebank Dr	Condo	2	1	21	\$389K	\$375K

Data

Month, Day, Year of Sold Date	Address1	Property Type	Bedrooms	Washrooms	Days on the Market	List Price	Sold Price
6 September, 2017	46 Trott Sq	Townhouse	4	3	12	\$500K	\$512K
7 September, 2017	153 Quantrell Tr	Townhouse	4	3	85	\$565K	\$557K
	1805, 400 Mclevin Ave	Condo	1	1	30	\$299K	\$292K
	Th124, 42 Pinery Tr	Townhouse	3	2	58	\$403K	\$398K
8 September, 2017	408, 99 Blackwell Ave	Condo	2	2	64	\$240K	\$235K
	1206, 99 Blackwell Ave	Condo	2	2	10	\$255K	\$250K
10 September, 2017	8E, 6 Rosebank Dr	Condo	2	2	45	\$420K	\$402K
11 September, 2017	39, 2 Dailing Gate	Townhouse	3	2	24	\$499K	\$480K
13 September, 2017	267 John Tabor Tr	Detached	4	3	41	\$589K	\$520K
14 September, 2017	47, 42 Pinery Tr	Townhouse	3	2	43	\$438K	\$430K
15 September, 2017	74 Lowry Sq	Semi-Detached	3	2	44	\$575K	\$565K
16 September, 2017	27 United Sq	Detached	3	3	8	\$650K	\$607K
18 September, 2017	5 Dowswell Dr	Townhouse	3	2	6	\$449K	\$525K
	11 Feeney Ave	Detached	3	2	5	\$627K	\$650K
19 September, 2017	61 Sunburst Sq	Other	3	3	11	\$680K	\$656K
	92 Blackwater Cres	Detached	3	3	21	\$598K	\$585K
20 September, 2017	101, 28 Rosebank Dr	Townhouse	3	3	13	\$578K	\$578K
	103, 5580 Sheppard Ave	Condo	1	1	37	\$200K	\$188K
	185 Hupfield Tr	Detached	4	4	5	\$760K	\$765K
	1615, 430 Mclevin Ave	Condo	2	2	15	\$349K	\$325K
21 September, 2017	35 Red Hawk Rd	Semi-Detached	3	3	9	\$615K	\$610K
	209, 5580 Sheppard Ave E	Condo	1	1	6	\$255K	\$250K
22 September, 2017	205, 480 Mclevin Ave	Condo	1	1	67	\$280K	\$275K
23 September, 2017	106, 42 Pinery Tr	Townhouse	3	2	5	\$395K	\$392K
24 September, 2017	808, 28 Rosebank Dr	Townhouse	3	3	31	\$629K	\$611K
25 September, 2017	25 Mcclure Cres	Detached	4	3	11	\$750K	\$745K
26 September, 2017	7E, 6 Rosebank Dr	Condo	2	2	77	\$399K	\$389K
	23 Tillbrook Crt	Detached	3	2	26	\$669K	\$640K

Data

Month, Day, Year of Sold Date	Address1	Property Type	Bedrooms	Washrooms	Days on the Market	List Price	Sold Price
26 September, 2017	56 Mourning Dove Cres	Semi-Detached	3	4	32	\$670K	\$650K
	178 Robbinstone Dr	Detached	4	3	55	\$950K	\$882K
27 September, 2017	72 Horseshoe Cres	Detached	4	4	26	\$790K	\$760K
	704, 15 Sewells Rd	Condo	3	2	19	\$265K	\$250K
28 September, 2017	31, 2 Dailing Gate	Townhouse	3	2	21	\$459K	\$456K
	1512, 100 Wingarden Crt	Condo	2	2	6	\$250K	\$246K
29 September, 2017	78 Littleleaf Dr	Semi-Detached	4	3	86	\$739K	\$653K
	83 Howell Sq	Detached	4	2	11	\$620K	\$629K
	130, 42 Pinery Tr	Townhouse	3	2	32	\$375K	\$368K
1 October, 2017	55 Shademaster Crt	Semi-Detached	4	3	23	\$749K	\$720K
	80, 200 Mclevin Ave	Townhouse	2	1	18	\$278K	\$266K
2 October, 2017	902, 100 Wingarden Crt	Condo	1	2	24	\$225K	\$225K
	1710, 430 Mclevin Ave	Condo	2	2	35	\$355K	\$340K
3 October, 2017	503, 410 Mclevin Ave	Condo	2	2	48	\$339K	\$332K
4 October, 2017	6 Coltman Cres	Detached	3	2	20	\$700K	\$695K
	510, 430 Mclevin Ave	Condo	2	2	15	\$330K	\$331K
6 October, 2017	32 Murison Blvd	Semi-Detached	3	2	39	\$580K	\$575K
	38 Murison Blvd	Semi-Detached	4	3	3	\$549K	\$535K
	1207, 410 Mclevin Ave	Condo	2	2	9	\$349K	\$340K
	1803, 19 Rosebank Dr	Townhouse	4	3	16	\$610K	\$598K
8 October, 2017	503, 5580 Sheppard Ave E	Condo	1	1	27	\$200K	\$182K
11 October, 2017	12 Goskin Crt	Semi-Detached	4	3	15	\$499K	\$540K
	1103, 410 Mclevin Ave	Condo	2	2	24	\$375K	\$340K
12 October, 2017	121 Pennyhill Dr	Detached	3	3	8	\$728K	\$715K
	601, 5580 Sheppard Ave E	Condo	2	1	36	\$290K	\$300K
13 October, 2017	37 Quantrell Tr	Townhouse	3	2	21	\$579K	\$560K
	40 Greypoint Dr	Detached	4	2	1	\$665K	\$660K
	1106, 5580 Sheppard Ave E	Condo	2	1	14	\$249K	\$239K

Data

Month, Day, Year of Sold Date	Address1	Property Type	Bedrooms	Washrooms	Days on the Market	List Price	Sold Price
14 October, 2017	60 Pennyhill Dr	Detached	3	3	10	\$599K	\$595K
	1603, 430 Mclevin Ave	Condo	2	2	30	\$370K	\$366K
15 October, 2017	1811, 430 Mclevin Ave	Condo	2	2	50	\$340K	\$320K
16 October, 2017	81 Dowswell Dr	Detached	4	3	11	\$600K	\$605K
	83 Blackwell Ave	Townhouse	3	2	105	\$399K	\$390K
17 October, 2017	606 Mclevin Ave	Detached	3	4	15	\$730K	\$715K
	#28, 75 Blackwell Ave	Townhouse	3	2	60	\$460K	\$440K
18 October, 2017	23 Robbinstone Dr	Townhouse	3	3	2	\$550K	\$565K
	203, 8 Silverbell Grve	Condo	2	2	17	\$275K	\$270K
	214 John Tabor Tr	Detached	4	2	7	\$699K	\$625K
	1105, 400 Mclevin Ave	Condo	1	1	27	\$270K	\$263K
19 October, 2017	701, 15 Sewells Rd	Condo	2	1	35	\$250K	\$235K
	#11, 50 Blackwell Ave S	Townhouse	4	3	30	\$500K	\$495K
20 October, 2017	32 Nahanni Terr	Semi-Detached	3	2	29	\$569K	\$559K
21 October, 2017	4 Whiteleas Ave	Townhouse	3	2	7	\$540K	\$567K
23 October, 2017	10 Littleleaf Dr	Detached	4	4	28	\$899K	\$859K
	18 Fiddlehead Terr	Semi-Detached	3	4	12	\$629K	\$701K
	1005, 410 Mclevin Ave N	Condo	1	1	32	\$290K	\$280K
24 October, 2017	708, 99 Blackwell Ave	Condo	2	2	7	\$250K	\$250K
	1506, 100 Wingarden Crt	Condo	2	2	13	\$269K	\$281K
25 October, 2017	129 Plumrose Ptwy	Condo	5	3	0	\$699K	\$677K
	815, 430 Mclevin Ave	Condo	2	2	12	\$339K	\$330K
26 October, 2017	105 Carisbrooke Sq	Detached	3	4	51	\$800K	\$745K
27 October, 2017	28 Robbinstone Dr	Townhouse	3	2	2	\$549K	\$549K
28 October, 2017	111, 8 Rosebank Dr	Condo	1	1	27	\$365K	\$357K
29 October, 2017	43, 42 Pinery Tr	Townhouse	3	2	3	\$399K	\$390K
31 October, 2017	30 Flatfield Terr	Semi-Detached	3	4	39	\$675K	\$640K
1 November, 2017	108, 1795 Markham Rd	Townhouse	2	2	41	\$355K	\$351K

Data

Month, Day, Year of Sold Date	Address1	Property Type	Bedrooms	Washrooms	Days on the Market	List Price	Sold Price
2 November, 2017	131 Quantrell Tr	Townhouse	3	3	15	\$549K	\$563K
	401, 410 Mclevin Ave	Condo	2	2	29	\$349K	\$337K
5 November, 2017	133 Crow Tr	Semi-Detached	3	2	13	\$500K	\$495K
6 November, 2017	52 Quantrell Tr	Semi-Detached	4	3	62	\$599K	\$578K
	1101, 400 Mclevin Ave	Condo	1	1	33	\$285K	\$280K
7 November, 2017	27, 170 Wickson Tr	Townhouse	4	2	70	\$449K	\$430K
9 November, 2017	125 Purvis Cres	Semi-Detached	3	3	3	\$499K	\$565K
	168 Horseley Hill Dr	Townhouse	4	3	5	\$530K	\$520K
11 November, 2017	6 Bushwood Crt	Semi-Detached	3	2	12	\$550K	\$550K
12 November, 2017	50 Pioneer Ptwy	Detached	4	3	9	\$680K	\$600K
	701, 8 Silverbell Grve	Condo	1	2	3	\$189K	\$182K
13 November, 2017	14, 301 Washburn Way	Townhouse	4	2	11	\$540K	\$530K
	1213, 10 Tapscott Rd	Condo	1	1	4	\$189K	\$179K
14 November, 2017	1011, 400 Mclevin Ave	Condo	2	2	32	\$349K	\$330K
15 November, 2017	805, 480 Mclevin Ave	Condo	1	1	12	\$289K	\$280K
16 November, 2017	12 Baldoon Rd	Detached	3	2	50	\$700K	\$648K
	27 Middleport Cres	Detached	4	4	21	\$725K	\$700K
17 November, 2017	32 Fiddlehead Terr	Semi-Detached	3	4	22	\$650K	\$680K
18 November, 2017	127, 42 Pinery Tr	Townhouse	3	2	9	\$416K	\$416K
19 November, 2017	2009, 100 Wingarden Crt	Condo	2	2	0	\$285K	\$277K
20 November, 2017	9 Frontier Ptwy	Detached	3	4	3	\$578K	\$590K
	29 Dowswell Dr	Detached	3	2	6	\$595K	\$630K
	91, 100 Burrows Hall Blvd	Townhouse	3	3	19	\$540K	\$535K
21 November, 2017	1006, 19 Rosebank Dr	Townhouse	3	3	6	\$577K	\$577K
22 November, 2017	22, 200 Mclevin Ave	Townhouse	2	1	8	\$400K	\$400K
	52 Overlord Cres	Detached	3	4	19	\$699K	\$675K
	1511, 430 Mclevin Ave	Condo	2	2	23	\$360K	\$345K
23 November, 2017	1203, 28 Rosebank Dr	Townhouse	3	3	28	\$578K	\$579K

Data

Month, Day, Year of Sold Date	Address1	Property Type	Bedrooms	Washrooms	Days on the Market	List Price	Sold Price
25 November, 2017	58 Glanvil Cres	Detached	3	4	16	\$679K	\$670K
26 November, 2017	38 Pinery Tr	Other	4	4	34	\$579K	\$530K
	71 Crow Tr	Detached	3	4	32	\$659K	\$646K
27 November, 2017	14 Moonbeam Grve	Semi-Detached	3	2	18	\$550K	\$550K
	94 Crittenden Sq	Detached	3	2	7	\$650K	\$638K
	508, 99 Blackwell Ave	Condo	2	2	59	\$270K	\$256K
28 November, 2017	52, 301 Washburn Way	Townhouse	3	2	12	\$479K	\$475K
29 November, 2017	406, 99 Blackwell Ave	Condo	2	2	54	\$239K	\$233K
30 November, 2017	16 Prosperity Ptwy	Condo	3	2	12	\$412K	\$450K
	#1, 151 Wickson Tr	Townhouse	3	2	19	\$415K	\$443K
1 December, 2017	5l, 8 Rosebank Dr	Condo	1	1	4	\$360K	\$348K
	19 Lenthall Ave	Semi-Detached	3	4	16	\$749K	\$713K
	26, 50 Blackwell Ave	Condo	3	2	30	\$465K	\$465K
	206, 80 Orchid Place Dr	Townhouse	2	2	59	\$429K	\$412K
4 December, 2017	75 Plumrose Ptwy	Detached	3	3	14	\$500K	\$480K
	95 Lowry Sq	Semi-Detached	4	3	10	\$625K	\$633K
5 December, 2017	104, 480 Mclevin Ave	Condo	1	1	15	\$299K	\$282K
	809, 10 Tapscott Rd	Condo	2	2	5	\$250K	\$239K
6 December, 2017	8M, 6 Rosebank Dr	Condo	3	2	72	\$455K	\$441K
7 December, 2017	51 Whiteleas Ave	Townhouse	4	5	51	\$590K	\$580K
	155 Murison Blvd	Detached	3	4	3	\$635K	\$630K
	305, 430 Mclevin Ave	Condo	2	2	16	\$340K	\$325K
	807, 100 Wingarden Crt	Condo	2	2	30	\$280K	\$280K
8 December, 2017	60 Pioneer Ptwy	Detached	3	3	14	\$600K	\$520K
10 December, 2017	5 Horseley Hill Dr	Detached	3	2	23	\$659K	\$645K
	9 Empringham Dr	Detached	3	4	38	\$735K	\$705K
11 December, 2017	66 Pioneer Ptwy	Condo	3	2	12	\$465K	\$455K
14 December, 2017	39 Coxworth Cres	Semi-Detached	3	2	10	\$550K	\$540K

Data

Month, Day, Year of Sold Date	Address1	Property Type	Bedrooms	Washrooms	Days on the Market	List Price	Sold Price
14 December, 2017	72 Howell Sq	Detached	3	2	3	\$629K	\$625K
15 December, 2017	81, 42 Pinery Tr	Townhouse	3	2	25	\$400K	\$400K
16 December, 2017	43 Caronia Sq	Semi-Detached	3	3	19	\$569K	\$560K
18 December, 2017	17L, 8 Rosebank Dr	Condo	2	2	11	\$389K	\$386K
19 December, 2017	316, 480 Mclevin Ave	Condo	2	2	15	\$330K	\$319K
	705, 10 Tapscott Rd	Condo	2	2	48	\$225K	\$223K
20 December, 2017	84, 200 Mclevin Ave	Condo	2	1	23	\$400K	\$390K
22 December, 2017	17, 2 Dailing Gate	Townhouse	4	3	28	\$520K	\$490K
	44 Mcknight Dr	Detached	3	4	25	\$700K	\$677K
	125 Crow Tr	Semi-Detached	3	1	10	\$500K	\$495K
	510, 28 Rosebank Dr	Townhouse	3	3	15	\$549K	\$572K
	702, 8 Silverbell Grve	Condo	2	2	7	\$280K	\$270K
23 December, 2017	706, 10 Tapscott Rd	Condo	2	2	19	\$260K	\$260K
27 December, 2017	20 Fiddlehead Terr	Semi-Detached	3	4	37	\$689K	\$675K
28 December, 2017	72 Bradstone Sq	Townhouse	4	3	7	\$599K	\$650K
	194 Mammoth Hall Tr	Detached	4	3	10	\$655K	\$685K
29 December, 2017	62 Stanbridge Crt	Detached	3	2	30	\$695K	\$685K
	210, 100 Wingarden Crt	Condo	3	2	13	\$320K	\$295K
	607, 10 Tapscott Rd	Condo	2	2	27	\$250K	\$240K
3 January, 2018	14 Rayward Crt	Detached	4	4	58	\$899K	\$855K
	327 Burrows Hall Blvd	Detached	3	2	30	\$699K	\$685K
6 January, 2018	1105, 10 Tapscott Rd	Condo	2	2	25	\$235K	\$231K
8 January, 2018	10 Chad Cres	Detached	3	3	41	\$599K	\$585K
10 January, 2018	#201, 400 Mclevin Ave	Condo	1	1	40	\$288K	\$260K
11 January, 2018	403, 99 Blackwell Ave	Condo	2	2	6	\$250K	\$235K
15 January, 2018	906, 480 Mclevin Ave	Condo	3	2	11	\$390K	\$393K
17 January, 2018	18 Coxworth Cres	Semi-Detached	4	3	7	\$599K	\$585K
	32 Gorsey Sq	Detached	4	3	9	\$600K	\$625K

Data

Month, Day, Year of Sold Date	Address1	Property Type	Bedrooms	Washrooms	Days on the Market	List Price	Sold Price
22 January, 2018	54 Whiteleas Ave	Townhouse	4	3	50	\$570K	\$561K
	1901, 400 Mclevin Ave	Condo	1	1	61	\$285K	\$285K
26 January, 2018	95 Fawcett Tr	Detached	3	3	17	\$660K	\$645K
1 February, 2018	420 Milner Ave E	Townhouse	3	3	3	\$529K	\$510K
7 February, 2018	149 Murison Blvd	Detached	3	3	12	\$630K	\$619K
12 February, 2018	214, 430 Mclevin Ave	Condo	2	1	40	\$355K	\$345K
13 February, 2018	10A, 8 Rosebank Dr	Condo	2	2	7	\$349K	\$430K
	208, 1070 Progress Ave	Townhouse	1	1	16	\$385K	\$380K
14 February, 2018	Ph6, 410 Mclevin Ave	Condo	2	2	22	\$310K	\$305K
16 February, 2018	#7, 50 Silverbell Grve	Townhouse	3	2	112	\$480K	\$463K
19 February, 2018	9 Empringham Dr	Detached	3	4	18	\$700K	\$686K
21 February, 2018	Ph06, 410 Mclevin Ave	Condo	2	2	50	\$349K	\$305K
22 February, 2018	38 Robbinstone Dr	Semi-Detached	4	3	5	\$559K	\$611K
24 February, 2018	407, 5800 Sheppard Ave E	Condo	1	1	27	\$289K	\$287K
25 February, 2018	613, 480 Mclevin Ave	Condo	1	1	16	\$299K	\$295K
26 February, 2018	209, 80 Orchid Place Dr	Townhouse	1	1	28	\$348K	\$327K
28 February, 2018	256 Mclevin Ave	Townhouse	3	4	8	\$759K	\$750K
7 March, 2018	85 Nabob Cres	Semi-Detached	3	3	14	\$620K	\$600K
	505, 29 Rosebank Dr	Townhouse	4	3	13	\$588K	\$590K
9 March, 2018	10E, 8 Rosebank Dr	Condo	2	1	4	\$410K	\$400K
	20, 50 Silverbell Grve	Townhouse	4	3	15	\$486K	\$484K
	1110, 430 Mclevin Ave	Condo	2	2	23	\$360K	\$345K
10 March, 2018	30, 170 Wickson Tr	Townhouse	3	3	9	\$488K	\$480K
	1107, 28 Rosebank Dr	Townhouse	4	3	18	\$585K	\$560K
11 March, 2018	35 Shepmore Terr	Detached	3	3	12	\$699K	\$680K
14 March, 2018	100 Mammoth Hall Tr	Detached	3	3	13	\$740K	\$707K
	103, 1785 Markham Rd	Townhouse	2	2	108	\$398K	\$395K
	1807, 400 Mclevin Ave	Condo	2	2	12	\$339K	\$331K

Data

Month, Day, Year of Sold Date	Address1	Property Type	Bedrooms	Washrooms	Days on the Market	List Price	Sold Price
15 March, 2018	84, 200 Mclevin Ave	Condo	2	1	29	\$395K	\$388K
18 March, 2018	47 Carisbrooke Sq	Detached	4	4	36	\$800K	\$750K
	103, 5800 Sheppard Ave E	Condo	2	1	5	\$310K	\$300K
22 March, 2018	12L, 8 Rosebank Dr	Condo	2	2	14	\$412K	\$408K
	47 Wishford Dr	Detached	3	2	2	\$589K	\$589K
	61, 200 Mclevin Ave	Townhouse	2	1	10	\$380K	\$375K
	303, 1070 Progress Ave	Townhouse	2	2	71	\$483K	\$480K
23 March, 2018	201, 99 Blackwell Ave	Condo	2	2	15	\$260K	\$268K
26 March, 2018	5G, 6 Rosebank Dr	Condo	1	1	33	\$370K	\$367K
	Lph-G, 8 Rosebank Dr	Condo	1	1	23	\$300K	\$365K
28 March, 2018	3 Jacob Fisher Dr	Detached	4	3	9	\$589K	\$670K
	31 Quantrell Tr	Townhouse	3	3	21	\$595K	\$587K
	32 Wayford Cres	Other	3	2	8	\$540K	\$512K
	1501, 430 Mclevin Ave	Condo	1	1	2	\$275K	\$292K
29 March, 2018	5, 50 Verne Cres	Townhouse	3	2	21	\$500K	\$522K
31 March, 2018	308, 430 Mclevin Ave	Condo	2	2	15	\$359K	\$345K