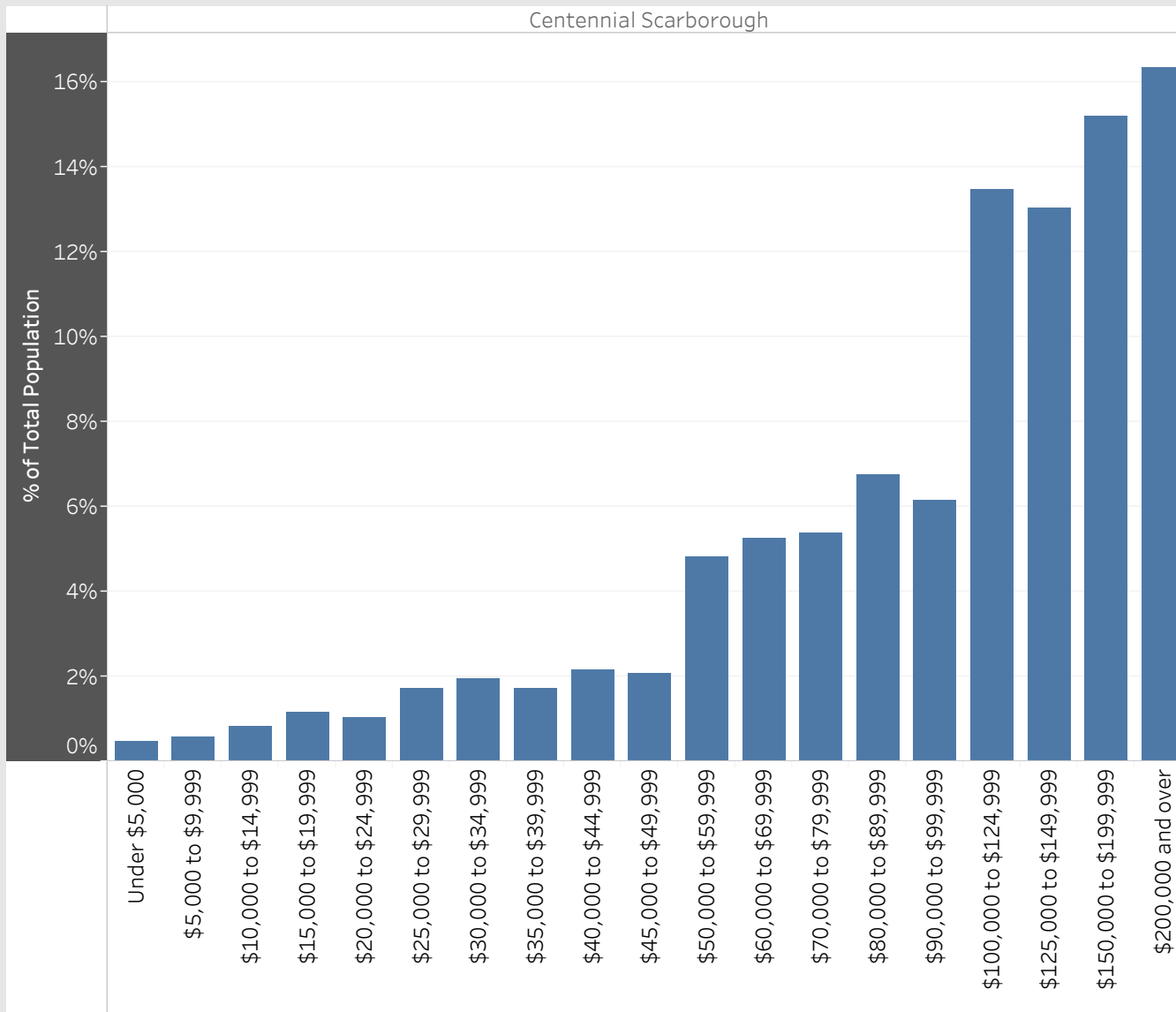


Centennial Scarborough
Neighbourhood Breakdown
July 1st, 2015 - March 31st, 2018

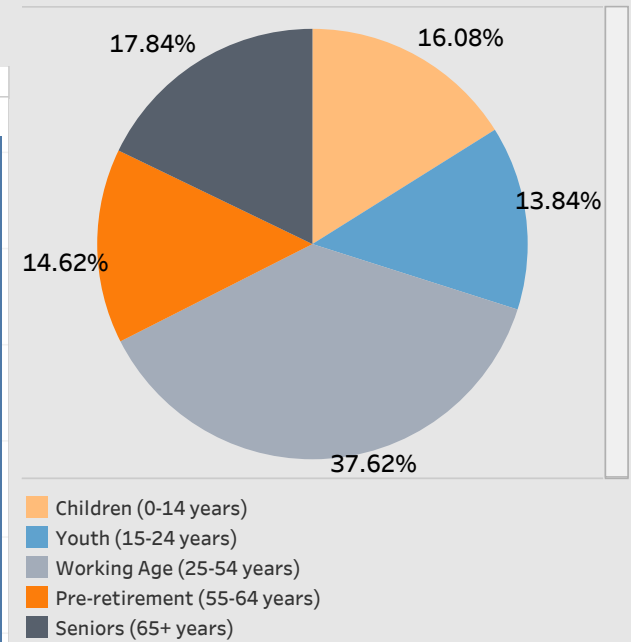


2016 StatsCan Data

Household Income in Centennial Scarborough



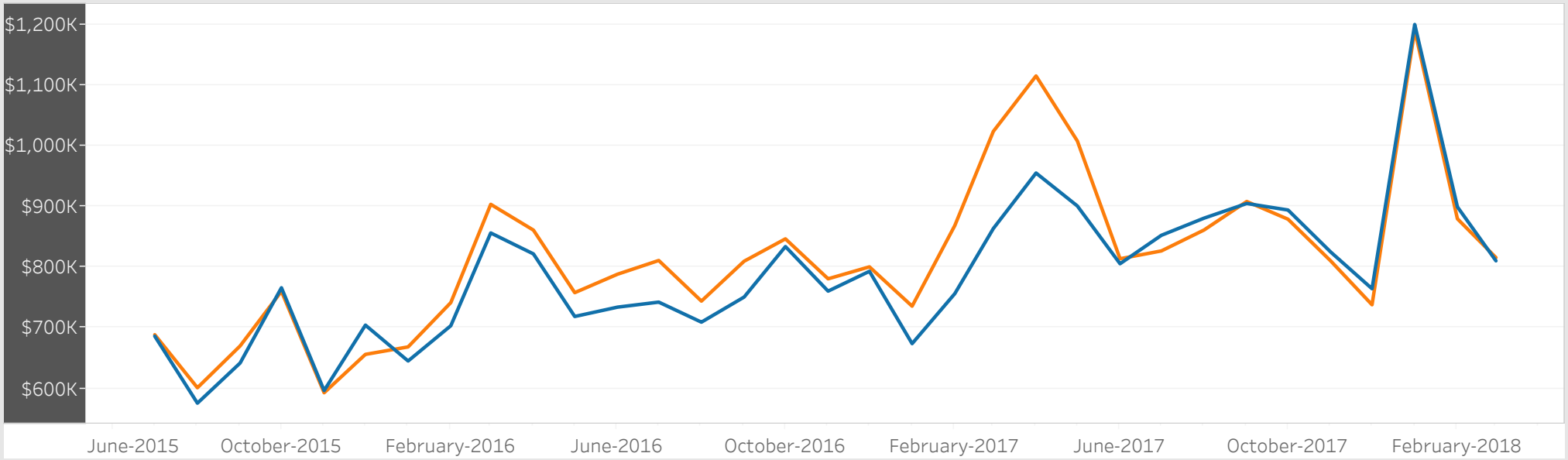
Age



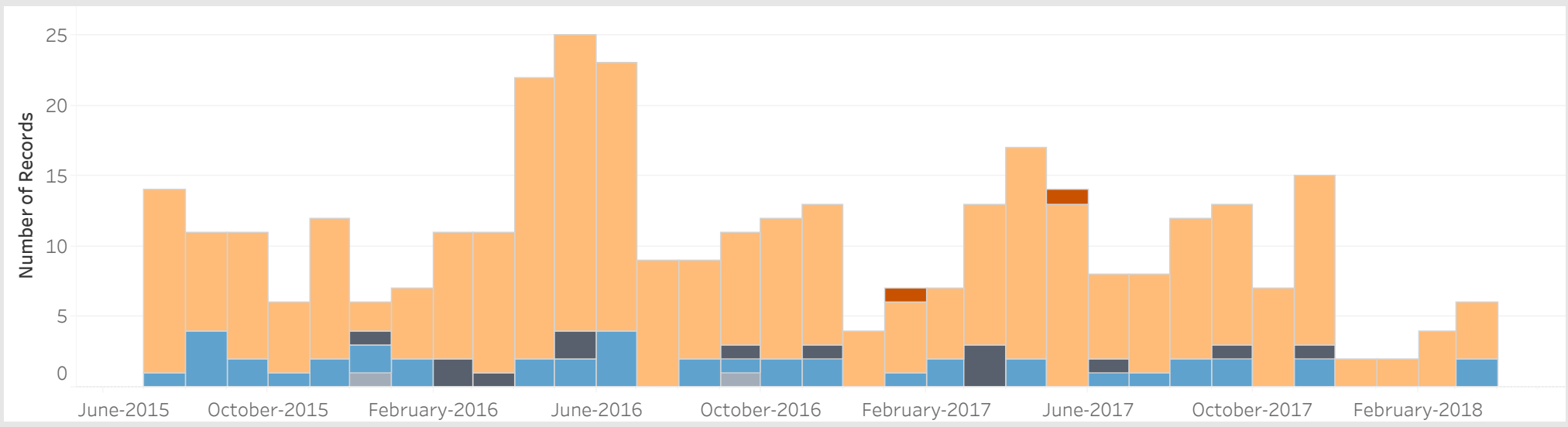
Visible Minorities

Not a visible minority	56.35%
South Asian	18.53%
Black	7.08%
Filipino	5.88%
Chinese	5.32%
Multiple visible minorities	1.72%
Arab	1.31%
Latin American	0.86%
Visible minority; n.i.e.	0.86%
West Asian	0.75%
Japanese	0.64%
Southeast Asian	0.41%
Korean	0.30%

Average Sold Price vs. Average Ask Price in Centennial Scarborough



Properties Sold in Centennial Scarborough by Month



Data

Month, Day, Year of Sold Date	Address1	Property Type	Bedrooms	Washrooms	Days on the Market	List Price	Sold Price
1 July, 2015	8 Invermarge Dr, Toronto	Detached	5	4	7	\$850K	\$876K
2 July, 2015	79 Haviland Dr, Toronto	Detached	4	4	17	\$680K	\$678K
4 July, 2015	124 Centennial Rd, Toronto	Detached	4	4	30	\$1,275K	\$1,200K
5 July, 2015	55 Portsmouth Dr, Toronto	Detached	3	2	13	\$599K	\$620K
8 July, 2015	23A Brumwell St, Toronto	Detached	4	2	7	\$649K	\$715K
14 July, 2015	46 Mcgrath Crt, Toronto	Detached	4	3	48	\$695K	\$680K
17 July, 2015	36 Ivan Rd, Toronto	Detached	3	2	4	\$540K	\$550K
23 July, 2015	8 Brumwell St, Toronto	Detached	3	2	11	\$650K	\$640K
24 July, 2015	22 Mcculley St, Toronto	Detached	4	2	11	\$600K	\$615K
26 July, 2015	47 Chapais Cres, Toronto	Detached	3	2	5	\$609K	\$635K
27 July, 2015	38 Bridgeport Dr, Toronto	Detached	4	3	11	\$690K	\$675K
28 July, 2015	28 Stagecoach Circ, Toronto	Townhouse	4	3	9	\$500K	\$498K
	161 Lawson Rd, Toronto	Detached	3	2	13	\$623K	\$620K
30 July, 2015	78 Charlottetown Blvd, Toronto	Detached	3	2	15	\$649K	\$640K
10 August, 2015	3 Brigadier Pl, Toronto	Detached	4	4	7	\$850K	\$900K
	44 Elkwood Dr, Toronto	Detached	4	3	6	\$780K	\$880K
11 August, 2015	164 Holmcrest Tr, Toronto	Detached	3	2	8	\$580K	\$601K
12 August, 2015	89, 121 Centennial Rd, Toronto	Townhouse	3	2	8	\$310K	\$320K
13 August, 2015	10 Kilsyth Dr, Toronto	Detached	4	4	3	\$550K	\$592K
16 August, 2015	12, 6063 Kingston Rd, Toronto	Townhouse	2	2	13	\$330K	\$326K
24 August, 2015	9 Conference Blvd, Toronto	Detached	3	2	8	\$550K	\$560K
	45 D'arcy Magee Cres, Toronto	Detached	4	3	7	\$700K	\$800K
28 August, 2015	63 Haviland Dr, Toronto	Detached	4	5	21	\$800K	\$770K
30 August, 2015	54 Lakeridge Dr, Toronto	Townhouse	3	3	44	\$550K	\$532K
	56, 121 Centennial Rd, Toronto	Townhouse	3	3	26	\$335K	\$333K
7 September, 2015	37, 121 Centennial Rd, Toronto	Townhouse	3	2	14	\$340K	\$338K
10 September, 2015	51 Andona Cres, Toronto	Detached	4	4	15	\$688K	\$673K
13 September, 2015	45 Bonacres Ave, Toronto	Detached	5	5	6	\$999K	\$1,175K

Data

Month, Day, Year of Sold Date	Address1	Property Type	Bedrooms	Washrooms	Days on the Market	List Price	Sold Price
16 September, 2015	96, 121 Centennial Rd, Toronto	Townhouse	3	2	38	\$325K	\$315K
18 September, 2015	15 Vessel Cres, Toronto	Detached	3	3	4	\$579K	\$610K
	50 Andona Cres, Toronto	Detached	4	3	9	\$680K	\$670K
21 September, 2015	43 Chapais Cres, Toronto	Detached	3	2	15	\$635K	\$635K
	133 Bathgate Dr, Toronto	Detached	4	3	6	\$699K	\$727K
27 September, 2015	53 Holmcrest Tr, Toronto	Detached	4	3	7	\$650K	\$715K
28 September, 2015	331 Centennial Rd, Toronto	Detached	5	4	1	\$819K	\$800K
29 September, 2015	343 Lawson Rd, Toronto	Detached	3	4	8	\$649K	\$715K
5 October, 2015	6 Acheson Blvd, Toronto	Detached	4	3	6	\$789K	\$785K
14 October, 2015	16 Vessel Cres, Toronto	Detached	4	3	2	\$595K	\$632K
23 October, 2015	82 Bridgeport Dr, Toronto	Townhouse	3	3	4	\$499K	\$514K
25 October, 2015	8 Acheson Blvd, Toronto	Detached	4	4	6	\$775K	\$780K
27 October, 2015	36 Rodarick Dr, Toronto	Detached	4	2	7	\$640K	\$640K
31 October, 2015	35 St. Magnus Dr, Toronto	Detached	5	4	83	\$1,299K	\$1,210K
4 November, 2015	62 Lakeridge Dr, Toronto	Townhouse	3	3	23	\$510K	\$503K
	156 Lakeridge Dr, Toronto	Detached	3	3	23	\$639K	\$620K
6 November, 2015	34 Mcculley St, Toronto	Detached	3	3	3	\$625K	\$601K
10 November, 2015	90 Waterbridge Way, Toronto	Detached	3	3	21	\$676K	\$689K
	126 Bathgate Dr, Toronto	Detached	2	2	54	\$590K	\$560K
13 November, 2015	14 Valmount Ave, Toronto	Detached	3	3	2	\$650K	\$650K
	37 Andona Cres, Toronto	Detached	3	3	37	\$510K	\$500K
16 November, 2015	23 D'arcy Magee Cres, Toronto	Detached	4	3	7	\$700K	\$726K
17 November, 2015	65 Andona Cres, Toronto	Detached	3	3	13	\$525K	\$520K
18 November, 2015	95, 121 Centennial Rd, Toronto	Townhouse	3	2	13	\$350K	\$344K
21 November, 2015	63 Vessel Cres, Toronto	Detached	3	3	2	\$585K	\$620K
29 November, 2015	62 Goldberry Sq, Toronto	Detached	4	4	31	\$800K	\$783K
2 December, 2015	14 Eastport Dr, Toronto	Townhouse	3	4	10	\$499K	\$495K
	45 Cockburn Dr, Toronto	Detached	4	2	6	\$550K	\$580K

Data

Month, Day, Year of Sold Date	Address1	Property Type	Bedrooms	Washrooms	Days on the Market	List Price	Sold Price
9 December, 2015	21 Brumwell St, Toronto	Other			56	\$1,420K	\$1,150K
14 December, 2015	49 Eastport Dr, Toronto	Semi-Detached	3	2	56	\$499K	\$485K
15 December, 2015	63 Stagecoach Circ, Toronto	Townhouse	2	3	58	\$490K	\$485K
21 December, 2015	3 Rolling Meadows , Toronto	Detached	3	3	90	\$769K	\$743K
8 January, 2016	124 Andona Cres, Toronto	Detached	3	3	6	\$519K	\$515K
15 January, 2016	75 Stagecoach Circ, Toronto	Townhouse	2	3	3	\$490K	\$490K
21 January, 2016	22 Cedarview Dr	Detached	3	4	3	\$750K	\$832K
	24 Langevin Cres	Detached	4	2	51	\$655K	\$645K
22 January, 2016	19, 6157 Kingston Rd	Townhouse	3	3	7	\$375K	\$417K
26 January, 2016	27 Ramblewood Dr	Detached	4	4	6	\$899K	\$978K
28 January, 2016	53 Goldberry Sq	Detached	4	4	64	\$830K	\$803K
1 February, 2016	434 Lawson Rd	Detached	3	2	6	\$600K	\$740K
5 February, 2016	82 Bar Harbour Sq	Semi-Detached	3	3	2	\$550K	\$550K
8 February, 2016	54 Waterbridge Way	Detached	4	3	6	\$675K	\$780K
10 February, 2016	105 Clappison Blvd	Detached	3	2	8	\$575K	\$635K
16 February, 2016	19 D'arcy Magee Cres	Detached	3	3	8	\$700K	\$772K
17 February, 2016	9 Byford St	Detached	4	4	34	\$779K	\$772K
21 February, 2016	18 Bar Harbour Sq	Semi-Detached	3	3	6	\$550K	\$592K
24 February, 2016	371 Lawson Rd	Detached	4	5	12	\$1,249K	\$1,250K
	6436 Kingston Rd	Detached	2	1	16	\$649K	\$625K
25 February, 2016	109 Bathgate Dr	Detached	4	4	8	\$775K	\$757K
29 February, 2016	177 Centennial Rd	Detached	3	2	6	\$637K	\$685K
3 March, 2016	17 Wichey Rd	Detached	3	2	9	\$599K	\$707K
7 March, 2016	58 Freeport Dr	Semi-Detached	3	4	6	\$588K	\$640K
8 March, 2016	56 Cedarview Dr	Detached	5	5	8	\$1,590K	\$1,829K
9 March, 2016	51 Acheson Blvd	Detached	4	4	9	\$800K	\$920K
11 March, 2016	32 Closson Dr	Detached	4	3	10	\$799K	\$871K
	140 Bathgate Dr	Detached	5	6	46	\$1,250K	\$1,155K

Data

Month, Day, Year of Sold Date	Address1	Property Type	Bedrooms	Washrooms	Days on the Market	List Price	Sold Price
18 March, 2016	32 Elkwood Dr	Detached	4	4	4	\$720K	\$805K
21 March, 2016	63 Andona Cres	Detached	3	3	6	\$525K	\$532K
24 March, 2016	10 Acheson Blvd	Detached	4	3	8	\$800K	\$785K
28 March, 2016	7 Newmains Crt	Detached	4	5	26	\$1,150K	\$1,096K
29 March, 2016	120 Clappison Blvd	Detached	4	3	17	\$600K	\$600K
4 April, 2016	26 Mcgrath Crt	Detached	3	3	4	\$690K	\$790K
5 April, 2016	25 Cockburn Dr	Detached	3	2	7	\$599K	\$730K
	60 Goldberry Sq	Detached	3	3	10	\$700K	\$808K
6 April, 2016	16 Rodarick Dr	Detached	4	3	7	\$750K	\$760K
	29 Rozell Rd	Detached	4	4	7	\$779K	\$871K
9 April, 2016	165 Lawson Rd	Detached	4	4	29	\$850K	\$832K
11 April, 2016	36 Clyde Rd	Detached	4	3	5	\$800K	\$810K
12 April, 2016	121 Centennial Rd, Toronto	Townhouse	3	2	14	\$399K	\$390K
13 April, 2016	24 Andona Cres	Detached	3	3	9	\$585K	\$624K
	52 Colonel Danforth Tr	Detached	3	2	7	\$750K	\$970K
14 April, 2016	4 Whiteacres Ave	Detached	4	4	3	\$959K	\$1,030K
	72 Andona Cres	Detached	3	4	4	\$500K	\$538K
18 April, 2016	6405 Kingston Rd	Detached	3	3	17	\$1,799K	\$1,600K
24 April, 2016	4 Roydawn Crt	Detached	4	4	12	\$900K	\$920K
25 April, 2016	42 Port Union Rd	Townhouse	3	3	5	\$590K	\$618K
	67 Tilley Dr	Detached	3	2	6	\$650K	\$725K
27 April, 2016	2 Tredvalley Grve	Detached	5	5	8	\$1,250K	\$1,235K
	7 Valmount Ave	Detached	3	5	20	\$775K	\$775K
	331 Centennial Rd	Detached	5	4	9	\$1,000K	\$1,200K
28 April, 2016	35 Cherryhill Ave	Detached	4	2	2	\$799K	\$802K
29 April, 2016	5 Ruddell Pl	Detached	4	4	16	\$1,189K	\$1,153K
30 April, 2016	61 Pepper Tree Dr	Detached	3	3	3	\$769K	\$763K
3 May, 2016	69 Satchell Blvd	Detached	4	3	26	\$800K	\$780K

Data

Month, Day, Year of Sold Date	Address1	Property Type	Bedrooms	Washrooms	Days on the Market	List Price	Sold Price
4 May, 2016	12 Long Island Cres	Detached	3	4	9	\$679K	\$751K
6 May, 2016	24 Clappison Blvd	Semi-Detached	4	2	8	\$570K	\$560K
	31 Ivan Rd	Detached	3	1	3	\$550K	\$597K
9 May, 2016	10 Paulander Ave	Detached	4	3	6	\$750K	\$819K
10 May, 2016	232 Lawson Rd	Detached	3	2	10	\$750K	\$733K
11 May, 2016	31 Waterbridge Way	Detached	3	3	6	\$690K	\$734K
	55 Cherrydale Crt	Detached	5	5	7	\$900K	\$945K
12 May, 2016	39 Charles Tupper Dr	Detached	4	2	10	\$700K	\$730K
16 May, 2016	54 Haviland Dr	Detached	3	2	14	\$699K	\$705K
17 May, 2016	18 Vessel Cres	Detached	4	4	0	\$689K	\$750K
18 May, 2016	67, 121 Centennial Rd	Townhouse	3	2	40	\$420K	\$416K
	92 Conference Blvd	Detached	3	2	1	\$719K	\$721K
	130 Andona Cres	Detached	3	3	7	\$649K	\$683K
19 May, 2016	38 Port Union Rd	Townhouse	4	4	8	\$650K	\$675K
20 May, 2016	32 Eastport Dr	Semi-Detached	3	4	4	\$595K	\$660K
24 May, 2016	117 Vessel Cres	Detached	3	3	13	\$648K	\$640K
25 May, 2016	6 Laura Ellis Crt	Detached	4	4	7	\$1,000K	\$1,130K
26 May, 2016	7 Cockburn Dr	Detached	3	2	7	\$598K	\$725K
	21 Delbeatrice Cres	Detached	4	5	7	\$950K	\$986K
	81 Bonacres Ave	Detached	4	4	29	\$980K	\$951K
27 May, 2016	8 Mcgrath Crt	Detached	4	3	8	\$760K	\$759K
31 May, 2016	17 Mcculley St	Detached	3	2	7	\$649K	\$710K
	20 Tredvalley Grve	Detached	4	4	6	\$825K	\$870K
	35 Feagan Dr	Detached	4	3	13	\$750K	\$921K
1 June, 2016	1 Charles Tupper Dr	Detached	3	2	5	\$599K	\$720K
	41 Satchell Blvd	Detached	4	4	20	\$839K	\$826K
	59 Haviland Dr	Detached	3	2	26	\$675K	\$676K
3 June, 2016	30 Wichey Rd	Detached	3	2	2	\$599K	\$807K

Data

Month, Day, Year of Sold Date	Address1	Property Type	Bedrooms	Washrooms	Days on the Market	List Price	Sold Price
5 June, 2016	6 Bathgate Dr	Detached	4	3	5	\$800K	\$960K
8 June, 2016	67 Andona Cres	Detached	3	4	6	\$599K	\$635K
	5397 Lawrence Ave E	Townhouse	3	3	7	\$550K	\$605K
10 June, 2016	10, 121 Centennial Rd	Townhouse	3	2	15	\$400K	\$390K
	11 Mcculley St	Detached	3	3	10	\$600K	\$680K
11 June, 2016	25 Waterbridge Way	Detached	3	2	3	\$629K	\$729K
	58 Elkwood Dr	Detached	3	2	3	\$699K	\$830K
15 June, 2016	6 Kimbolton Crt	Detached	4	4	16	\$928K	\$897K
17 June, 2016	82 Lakeridge Dr	Townhouse	3	3	9	\$525K	\$600K
19 June, 2016	151 Bathgate Dr	Detached	5	6	19	\$1,849K	\$1,700K
	324 Centennial Rd	Detached	4	5	47	\$996K	\$970K
21 June, 2016	138 Meadowvale Rd	Detached	3	2	5	\$629K	\$707K
	144 Colonel Danforth Tr	Detached	3	2	5	\$700K	\$730K
22 June, 2016	125 Colonel Danforth Tr	Detached	3	2	6	\$750K	\$823K
28 June, 2016	70 Cockburn Dr	Detached	4	2	7	\$600K	\$702K
29 June, 2016	2 Chapais Cres	Detached	4	2	6	\$650K	\$738K
	92 Bridgeport Dr	Townhouse	3	3	13	\$600K	\$600K
	121 Colonel Danforth Tr	Detached	3	4	7	\$950K	\$1,108K
30 June, 2016	101 Vessel Cres	Detached	3	3	22	\$719K	\$700K
7 July, 2016	117 Clappison Blvd	Detached	3	3	16	\$690K	\$735K
9 July, 2016	112 Lakeridge Dr	Detached	4	3	44	\$799K	\$785K
12 July, 2016	10 Byford St	Detached	4	3	8	\$640K	\$730K
	46 Satchell Blvd	Detached	4	3	8	\$798K	\$828K
14 July, 2016	16 Waterbridge Way	Detached	4	3	9	\$820K	\$818K
15 July, 2016	84 Meadowvale Rd	Detached	4	3	4	\$700K	\$867K
17 July, 2016	57 Cockburn Dr	Detached	3	2	3	\$685K	\$735K
19 July, 2016	21 Cherrydale Crt	Detached	4	4	6	\$675K	\$852K
21 July, 2016	60 Invermarge Dr	Detached	4	4	8	\$875K	\$950K

Data

Month, Day, Year of Sold Date	Address1	Property Type	Bedrooms	Washrooms	Days on the Market	List Price	Sold Price
5 August, 2016	Block 4, 6443 Kingston Rd	Detached	4	4	29	\$1,175K	\$1,175K
6 August, 2016	27 Conference Blvd	Detached	3	2	4	\$650K	\$740K
	51, 121 Centennial Rd	Townhouse	3	2	22	\$400K	\$390K
8 August, 2016	39 Langevin Cres	Detached	4	3	6	\$700K	\$811K
	138 Andona Cres	Detached	3	2	6	\$530K	\$521K
10 August, 2016	Block 8, 6443 Kingston Rd	Detached	4	3	34	\$1,041K	\$1,041K
16 August, 2016	31 Vessel Cres	Detached	3	4	12	\$700K	\$701K
23 August, 2016	93, 121 Centennial Rd	Townhouse	3	2	35	\$400K	\$398K
25 August, 2016	34 Holmcrest Tr	Detached	4	3	7	\$789K	\$920K
7 September, 2016	5 Bar Harbour Sq	Semi-Detached	3	4	7	\$600K	\$680K
	42 Stagecoach Circ	Townhouse	3	3	6	\$499K	\$582K
15 September, 2016	48 Closson Dr	Detached	4	4	7	\$999K	\$1,060K
19 September, 2016	166 Meadowvale Rd	Detached	3	2	5	\$649K	\$725K
20 September, 2016	42 Brumwell St	Detached	3	3	8	\$696K	\$775K
21 September, 2016	49 Satchell Blvd	Detached	4	4	2	\$800K	\$770K
27 September, 2016	9 Valmount Ave	Detached	3	4	5	\$959K	\$940K
	31 Meadowvale Rd	Other		0	4	\$400K	\$460K
	66 Bathgate Dr	Detached	3	2	6	\$619K	\$801K
29 September, 2016	48 Dunwatson Dr	Detached	4	3	2	\$950K	\$1,055K
30 September, 2016	349 Centennial Rd	Detached	4	3	3	\$1,088K	\$1,060K
3 October, 2016	74 Port Union Rd	Townhouse	3	3	5	\$680K	\$715K
4 October, 2016	33, 121 Centennial Rd	Townhouse	3	2	8	\$400K	\$395K
	351 Lawson Rd	Detached	3	4	7	\$688K	\$717K
6 October, 2016	17 Linderwood Dr	Detached	4	4	9	\$999K	\$1,100K
	369 Lawson Rd	Detached	4	5	62	\$1,399K	\$1,352K
14 October, 2016	6 Gold Brook Gate	Detached	4	4	79	\$1,200K	\$1,200K
15 October, 2016	6 Roydawn Crt	Detached	4	4	4	\$898K	\$888K
17 October, 2016	14 Mcculley St	Detached	3	3	11	\$700K	\$695K

Data

Month, Day, Year of Sold Date	Address1	Property Type	Bedrooms	Washrooms	Days on the Market	List Price	Sold Price
17 October, 2016	18 Andona Cres	Detached	3	4	6	\$595K	\$660K
	246 Centennial Rd	Detached	4	3	7	\$800K	\$819K
21 October, 2016	62 Brumwell St	Detached	4	3	8	\$950K	\$910K
26 October, 2016	10 Adams Park Gate	Detached	3	4	14	\$699K	\$710K
2 November, 2016	31 Cockburn Dr	Detached	3	2	7	\$699K	\$730K
7 November, 2016	15 Cherrydale Crt	Detached	4	4	6	\$749K	\$785K
8 November, 2016	25 Freeport Dr	Semi-Detached	3	3	61	\$650K	\$620K
16 November, 2016	6, 121 Centennial Rd	Townhouse	3	2	8	\$400K	\$398K
	18 Bonacres Ave	Detached	4	3	6	\$999K	\$1,060K
	81 Waterbridge Way	Detached	3	4	9	\$748K	\$813K
17 November, 2016	27 Clyde Rd	Detached	3	2	7	\$869K	\$939K
	74 Tilley Dr	Detached	3	2	1	\$600K	\$631K
21 November, 2016	14 Lakeridge Dr	Townhouse	3	3	8	\$649K	\$650K
	45 Chapais Cres	Detached	3	2	18	\$649K	\$645K
24 November, 2016	26 Satchell Blvd	Detached	4	4	2	\$825K	\$855K
25 November, 2016	22 Tilley Dr	Detached	4	3	8	\$570K	\$625K
29 November, 2016	65 Cedarview Dr	Detached	4	5	47	\$1,480K	\$1,400K
7 December, 2016	42 Kilsyth Dr	Detached	2	3	14	\$590K	\$585K
14 December, 2016	36 Conference Blvd	Detached	3	2	2	\$625K	\$651K
19 December, 2016	14 Vessel Cres	Detached	5	5	6	\$799K	\$871K
31 December, 2016	30 Evenwood Ave	Detached	4	4	22	\$1,159K	\$1,095K
6 January, 2017	1601, 90 Ling Rd	Condo	1	1	29	\$200K	\$196K
9 January, 2017	31 Chapais Cres	Detached	2	2	4	\$700K	\$751K
19 January, 2017	49 Feagan Dr	Detached	4	4	1	\$838K	\$955K
21 January, 2017	11 Mcculley St	Detached	3	3	92	\$680K	\$625K
24 January, 2017	62 Port Union Rd	Townhouse	4	4	6	\$750K	\$841K
	91 Charlottetown Blvd	Detached	3	2	4	\$700K	\$800K
29 January, 2017	28 Feagan Dr	Detached	4	3	4	\$850K	\$982K

Data

Month, Day, Year of Sold Date	Address1	Property Type	Bedrooms	Washrooms	Days on the Market	List Price	Sold Price
1 February, 2017	6227 Kingston Rd	Detached	3	3	13	\$730K	\$725K
6 February, 2017	11 Goldberry Sq	Detached	4	4	6	\$929K	\$1,060K
	29, 121 Centennial Rd	Townhouse	3	2	6	\$409K	\$470K
12 February, 2017	44 Port Union Rd	Townhouse	3	3	3	\$700K	\$760K
13 February, 2017	12 Brumwell St	Detached	3	2	6	\$849K	\$920K
24 February, 2017	165 Andona Cres	Detached	3	4	1	\$699K	\$825K
28 February, 2017	29 Goldberry Sq	Detached	4	4	6	\$979K	\$1,320K
1 March, 2017	27 Bridgeport Dr N	Detached	4	3	2	\$898K	\$1,050K
5 March, 2017	61 Clappison Blvd	Semi-Detached	4	4	4	\$650K	\$801K
15 March, 2017	138 Clappison Blvd	Detached	3	2	7	\$750K	\$905K
19 March, 2017	189 Andona Cres	Detached	3	3	1	\$700K	\$732K
20 March, 2017	441 Lawson Rd	Detached	5	3	7	\$1,100K	\$1,305K
22 March, 2017	18 Cherrydale Crt	Detached	4	3	7	\$900K	\$1,161K
	5302 Lawrence Ave	Detached	4	3	6	\$1,000K	\$1,300K
25 March, 2017	Blk 15, 6443 Kingston Rd	Detached	4	3	45	\$1,096K	\$1,096K
27 March, 2017	26 Bar Harbour Sq	Semi-Detached	3	3	7	\$650K	\$841K
	Blk 14, 6443 Kingston Rd	Detached	4	3	47	\$1,096K	\$1,096K
28 March, 2017	32 Langevin Cres	Detached	4	2	6	\$850K	\$1,100K
	57 Bar Harbour Sq	Semi-Detached	3	4	6	\$650K	\$878K
29 March, 2017	22 Tilley Dr	Detached	4	4	5	\$889K	\$1,045K
3 April, 2017	28 Tilley Dr	Detached	3	2	7	\$770K	\$792K
	82 Charlottetown Blvd	Detached	4	2	6	\$750K	\$905K
4 April, 2017	11 Tilley Dr	Detached	3	4	7	\$749K	\$948K
	125 Acheson Blvd	Detached	4	3	7	\$978K	\$1,201K
5 April, 2017	68 Lawson Rd	Detached	3	4	13	\$900K	\$900K
6 April, 2017	21 Wanita Rd	Detached	4	5	8	\$1,150K	\$1,431K
9 April, 2017	32 Lakeridge Dr	Townhouse	3	4	4	\$748K	\$905K
10 April, 2017	116 Acheson Blvd	Detached	4	3	16	\$1,100K	\$1,165K

Data

Month, Day, Year of Sold Date	Address1	Property Type	Bedrooms	Washrooms	Days on the Market	List Price	Sold Price
12 April, 2017	1 Provincetown Rd	Townhouse	3	2	5	\$550K	\$755K
	141 Clappison Blvd	Detached	4	2	5	\$750K	\$856K
15 April, 2017	131 Bathgate Dr	Detached	4	5	4	\$1,188K	\$1,621K
18 April, 2017	38 Andona Cres	Detached	4	3	1	\$760K	\$760K
22 April, 2017	40 Cherrydale Crt	Detached	4	5	1	\$1,098K	\$1,525K
	97 Bathgate Dr	Detached	4	3	10	\$900K	\$1,115K
23 April, 2017	35 Linderwood Dr	Detached	4	3	5	\$1,099K	\$1,325K
24 April, 2017	140 Colonel Danforth Tr	Detached	4	5	13	\$2,049K	\$1,980K
25 April, 2017	4 Conference Blvd	Detached	3	2	5	\$700K	\$775K
4 May, 2017	129 Meadowvale Rd	Detached	4	3	9	\$900K	\$1,000K
7 May, 2017	11 Pepper Tree Dr	Detached	3	3	2	\$899K	\$1,100K
8 May, 2017	37 Ramblewood Dr	Detached	4	4	6	\$1,000K	\$1,228K
	399 Lawson Rd	Detached	4	2	6	\$690K	\$910K
10 May, 2017	12 Whiteacres Ave	Detached	4	5	7	\$1,098K	\$1,188K
13 May, 2017	87 Portsmouth Dr	Detached	4	3	3	\$999K	\$1,210K
15 May, 2017	28 Waterbridge Way	Detached	3	2	13	\$750K	\$795K
	78 Lawson Rd	Detached	4	4	10	\$1,199K	\$1,401K
16 May, 2017	20A Rozell Rd	Detached	5	3	33	\$790K	\$860K
20 May, 2017	306, 5001 Finch Ave E	Condo	2	2	15	\$350K	\$345K
21 May, 2017	62 Waterbridge Way	Detached	4	4	10	\$1,250K	\$1,250K
24 May, 2017	74 Tilley Dr	Detached	3	2	9	\$800K	\$950K
28 May, 2017	262 Centennial Rd	Detached	3	2	10	\$799K	\$735K
31 May, 2017	48 Kimbolton Crt	Detached	5	3	7	\$1,089K	\$1,140K
6 June, 2017	26 Cherrydale Crt	Detached	4	3	6	\$989K	\$1,000K
9 June, 2017	42, 121 Centennial Rd	Townhouse	3	2	25	\$460K	\$438K
12 June, 2017	26 Mcgrath Crt	Detached	3	3	11	\$800K	\$880K
17 June, 2017	57 Charles Tupper Dr	Detached	4	2	12	\$839K	\$798K
20 June, 2017	136 Lakeridge Dr	Detached	3	3	15	\$860K	\$835K

Data

Month, Day, Year of Sold Date	Address1	Property Type	Bedrooms	Washrooms	Days on the Market	List Price	Sold Price
26 June, 2017	15 Freeport Dr	Semi-Detached	3	3	3	\$599K	\$770K
	20 Paulander Ave	Detached	4	3	33	\$900K	\$840K
28 June, 2017	12 Rockport Dr	Detached	4	4	30	\$999K	\$950K
3 July, 2017	39 Cockburn Dr	Detached	4	3	3	\$750K	\$767K
5 July, 2017	37 Langevin Cres	Detached	4	2	41	\$929K	\$890K
13 July, 2017	100, 121 Centennial Rd	Townhouse	3	2	17	\$470K	\$463K
15 July, 2017	3 Paulander Ave	Detached	3	3	33	\$899K	\$900K
19 July, 2017	30 Irvine Rd	Detached	4	3	13	\$1,275K	\$1,215K
25 July, 2017	38 Langevin Cres	Detached	4	2	4	\$899K	\$830K
27 July, 2017	7 Rodarick Dr	Detached	3	3	22	\$799K	\$795K
	23 Vessel Cres	Detached	3	3	36	\$799K	\$754K
2 August, 2017	11 Newmains Crt	Detached	4	4	47	\$1,299K	\$1,225K
4 August, 2017	43 Wharfside Lane	Townhouse	4	3	8	\$765K	\$740K
11 August, 2017	71 Conference Blvd	Detached	3	2	39	\$688K	\$685K
12 August, 2017	32 Rodarick Dr	Detached	4	3	3	\$880K	\$910K
13 August, 2017	82 Charlottetown Blvd	Detached	4	2	5	\$829K	\$785K
16 August, 2017	48 Invermarge Dr	Detached	4	4	37	\$1,075K	\$1,045K
	387 Lawson Rd	Detached	4	2	12	\$799K	\$775K
18 August, 2017	14 Elkwood Dr	Detached	4	3	30	\$770K	\$735K
	29 Charles Tupper Dr	Detached	3	2	22	\$775K	\$760K
	32 Charles Tupper Dr	Detached	3	1	2	\$750K	\$748K
23 August, 2017	26 Meadowvale Rd	Detached	4	6	5	\$1,250K	\$1,247K
25 August, 2017	5539 Lawrence Ave E	Townhouse	3	3	39	\$690K	\$680K
5 September, 2017	146 Colonel Danforth Tr	Detached	4	5	77	\$1,649K	\$1,540K
10 September, 2017	30 Stagecoach Circ	Townhouse	3	3	3	\$600K	\$675K
	109 Charlottetown Blvd	Detached	4	2	23	\$725K	\$750K
11 September, 2017	13 Vessel Cres	Detached	4	4	44	\$830K	\$785K
	41 Feagan Dr	Detached	4	4	11	\$998K	\$1,108K

Data

Month, Day, Year of Sold Date	Address1	Property Type	Bedrooms	Washrooms	Days on the Market	List Price	Sold Price
12 September, 2017	48 Haviland Dr	Detached	3	2	0	\$858K	\$888K
15 September, 2017	19 Cockburn Dr	Detached	4	2	8	\$870K	\$845K
19 September, 2017	49 Wharfside Lane	Townhouse	4	3	7	\$799K	\$805K
	111 Charlottetown Blvd	Detached	3	3	13	\$858K	\$838K
23 September, 2017	33 Bar Harbour Sq	Semi-Detached	3	3	2	\$749K	\$745K
25 September, 2017	42 Clyde Rd	Detached	3	2	6	\$700K	\$700K
29 September, 2017	74 Cockburn Dr	Detached	3	2	9	\$850K	\$868K
	83 Bonacres Ave	Detached	4	4	3	\$1,279K	\$1,260K
2 October, 2017	53 Cedarview Dr	Detached	4	2	14	\$815K	\$810K
12 October, 2017	66 Charlottetown Blvd	Detached	3	2	31	\$760K	\$742K
18 October, 2017	15 Cherrydale Crt	Detached	4	4	39	\$999K	\$990K
20 October, 2017	22 Meadowvale Rd	Detached	3	3	45	\$889K	\$882K
21 October, 2017	61 Centennial Rd	Detached	3	2	4	\$800K	\$793K
27 October, 2017	320 Centennial Rd	Detached	5	4	46	\$1,098K	\$1,030K
31 October, 2017	19 Holmcrest Tr	Detached	4	3	5	\$899K	\$906K
1 November, 2017	73 Andona Cres	Detached	2	2	9	\$650K	\$660K
3 November, 2017	17 Charles Tupper Dr	Detached	3	2	8	\$750K	\$756K
5 November, 2017	44 Dunwatson Dr	Detached	4	4	14	\$950K	\$920K
	66 Clappison Blvd	Detached	3	2	9	\$775K	\$750K
6 November, 2017	36 Satchell Blvd	Detached	4	3	4	\$890K	\$906K
	5327 Lawrence Ave	Detached	4	3	61	\$1,079K	\$1,000K
17 November, 2017	17 Waterbridge Way	Detached	3	3	8	\$799K	\$808K
18 November, 2017	7 Dunwatson Dr	Detached	4	4	47	\$1,075K	\$1,055K
20 November, 2017	12 Lakeridge Dr	Townhouse	3	3	11	\$700K	\$678K
	117 Vessel Cres	Detached	3	3	25	\$749K	\$725K
21 November, 2017	5 Wanita Rd	Detached	3	2	19	\$900K	\$904K
	61 Freeport Dr	Semi-Detached	3	3	6	\$700K	\$700K
24 November, 2017	24 Port Union Rd	Townhouse	3	3	29	\$700K	\$678K

Data

Month, Day, Year of Sold Date	Address1	Property Type	Bedrooms	Washrooms	Days on the Market	List Price	Sold Price
24 November, 2017	65 D'arcy Magee Cres	Detached	4	3	2	\$889K	\$889K
30 November, 2017	35 Vessel Cres	Detached	3	3	38	\$769K	\$725K
8 December, 2017	39 Cockburn Dr	Detached	4	3	18	\$760K	\$740K
20 December, 2017	65 Vessel Cres	Detached	4	4	26	\$769K	\$736K
19 January, 2018	78 Lawson Rd	Detached	4	5	14	\$1,250K	\$1,250K
26 January, 2018	49 Satchell Blvd	Detached	4	4	8	\$1,150K	\$1,131K
8 February, 2018	61 Charles Tupper Dr	Detached	4	3	1	\$800K	\$785K
16 February, 2018	35 Ivan Rd	Detached	4	2	28	\$800K	\$785K
21 February, 2018	19 Dunwatson Dr	Detached	4	4	1	\$1,099K	\$1,099K
26 February, 2018	31 Pepper Tree Dr	Detached	6	4	35	\$899K	\$850K
3 March, 2018	18 Holmcrest Tr	Detached	3	3	47	\$895K	\$850K
10 March, 2018	88 Bridgeport Dr	Townhouse	3	4	10	\$740K	\$750K
24 March, 2018	6 Yulewood Gate	Detached	4	4	5	\$1,089K	\$1,090K
26 March, 2018	59 Stagecoach Circ	Townhouse	2	3	4	\$615K	\$630K
28 March, 2018	44 Kilsyth Dr	Detached	2	3	5	\$625K	\$625K
29 March, 2018	92 Long Island Cres	Detached	4	4	6	\$899K	\$950K