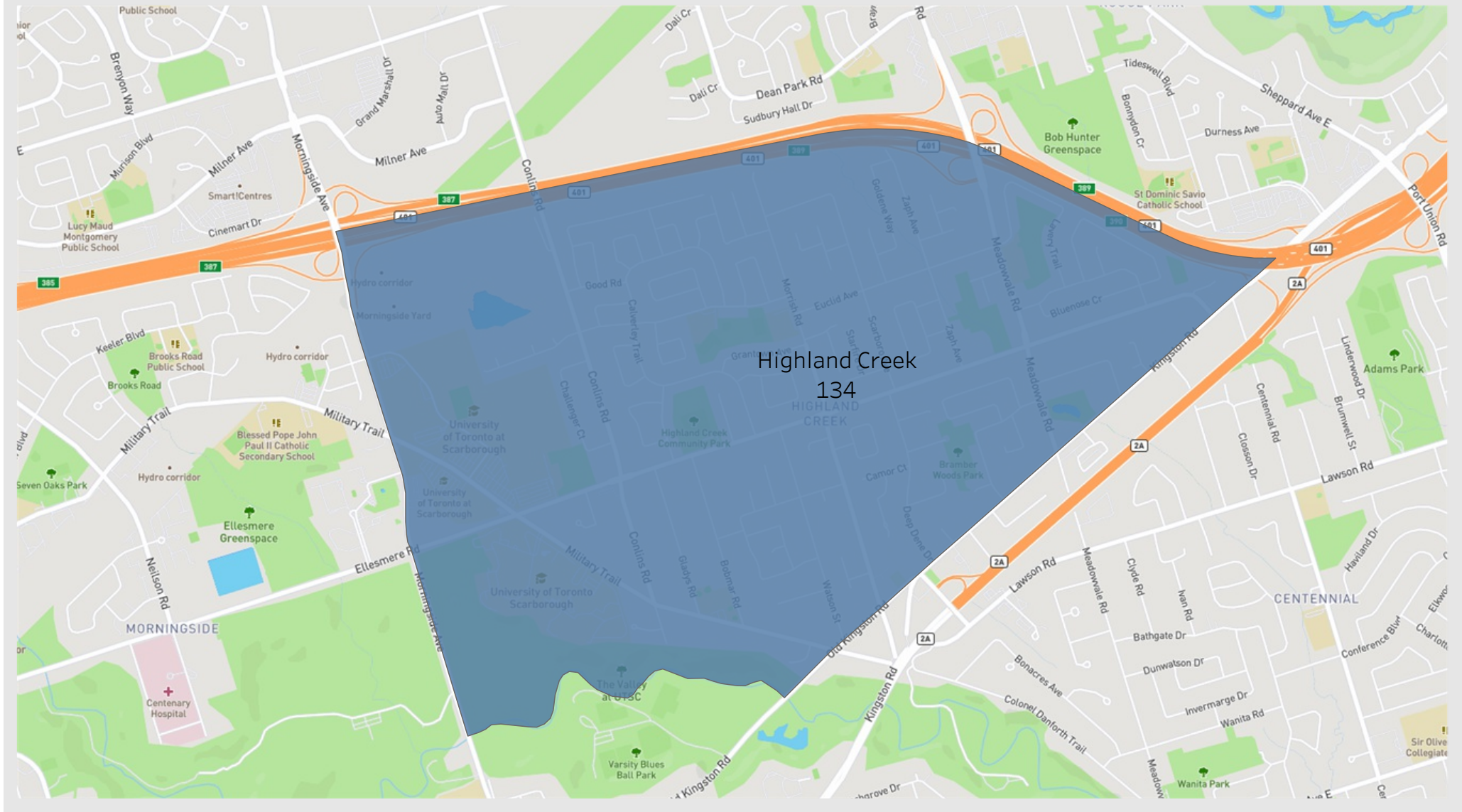
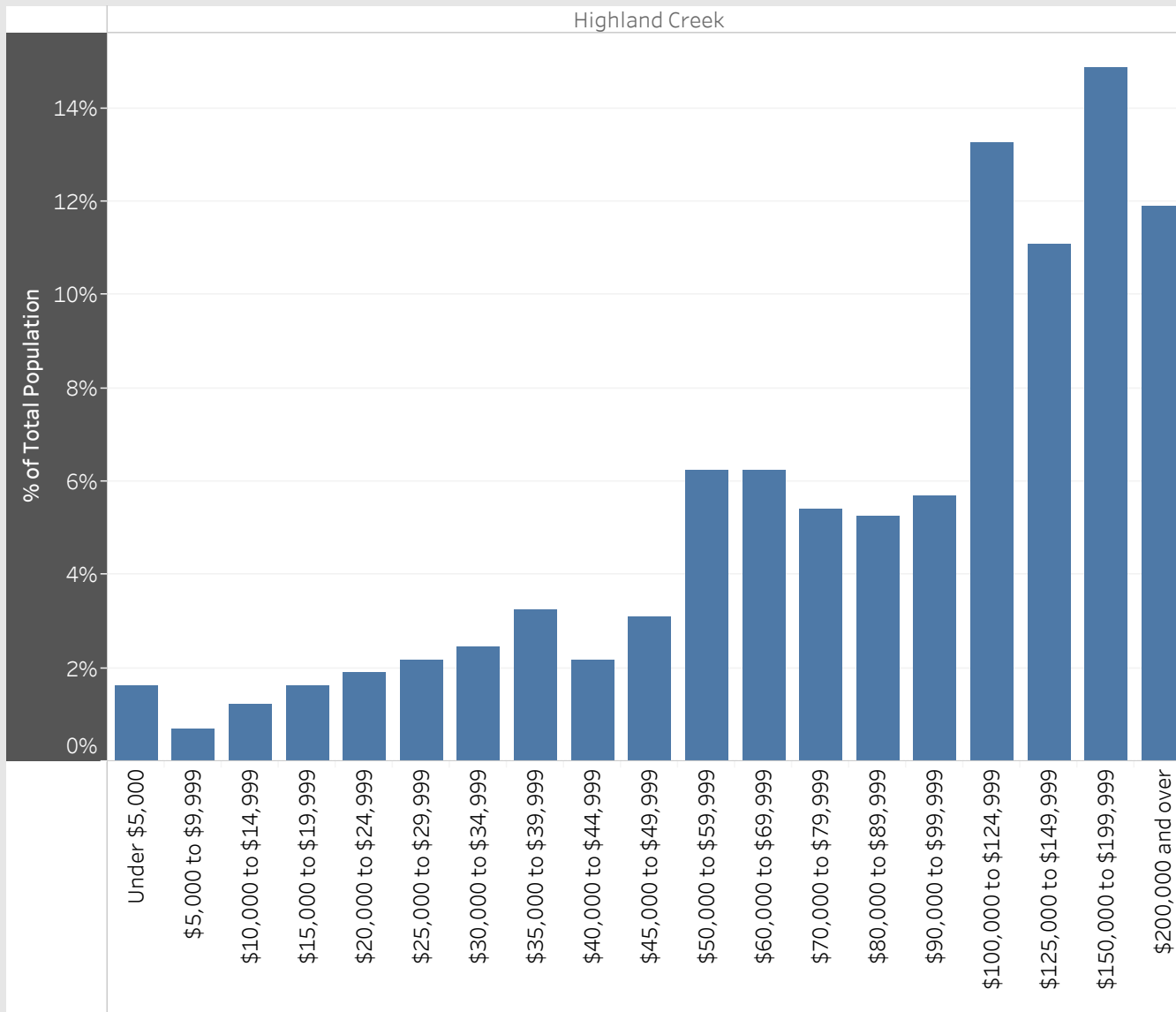


Highland Creek  
Neighbourhood Breakdown  
July 1st, 2015 - March 31st, 2018

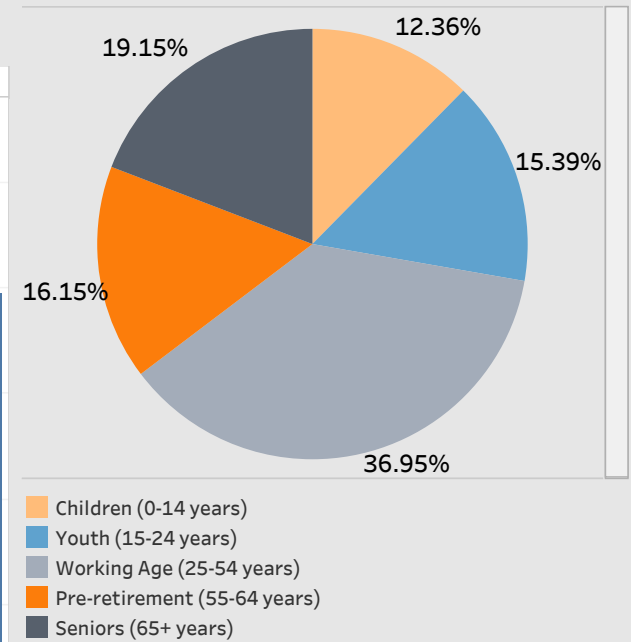


# 2016 StatsCan Data

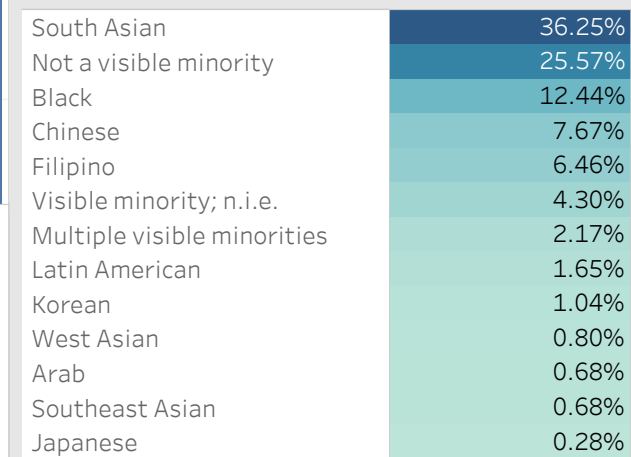
## Household Income in Highland Creek



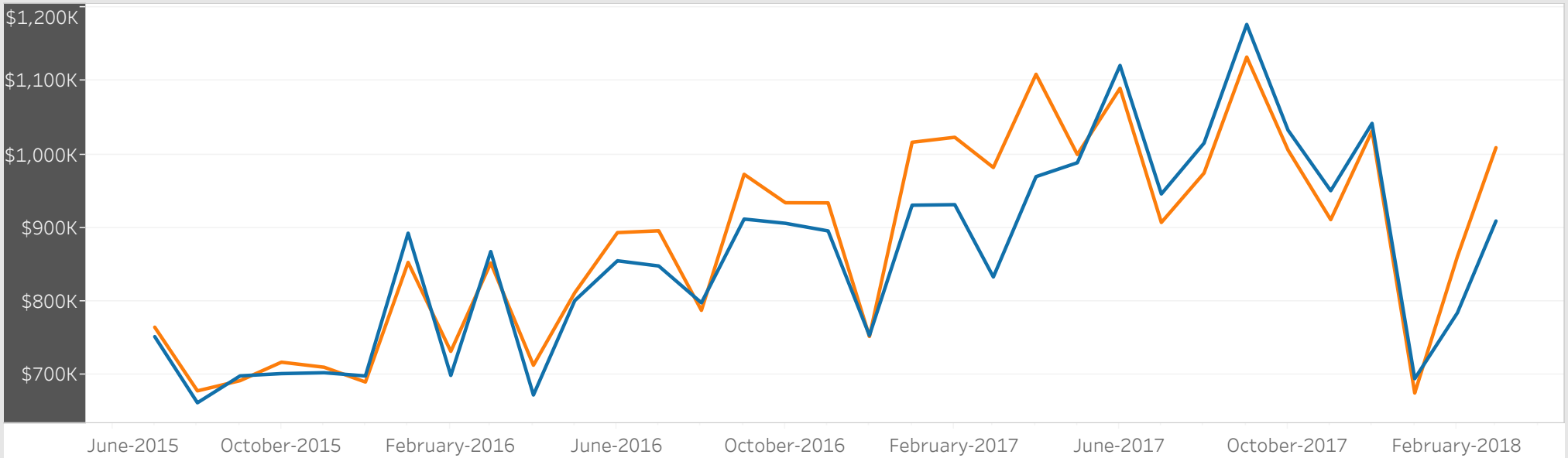
### Age



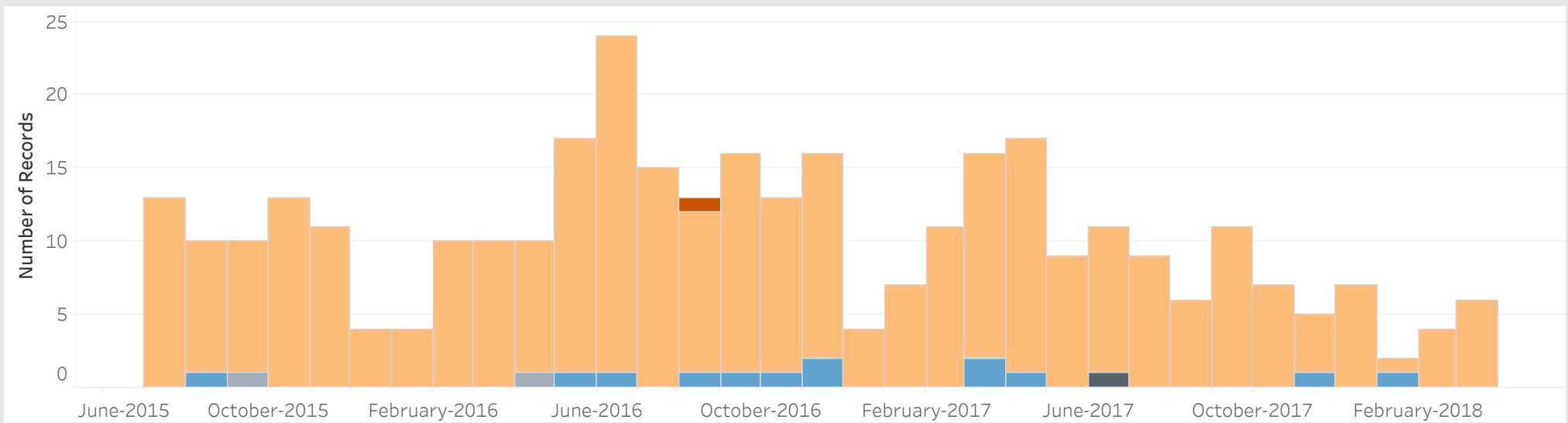
### Visible Minorities



### Average Sold Price vs. Average Ask Price in Highland Creek



### Properties Sold in Highland Creek by Month



Data

Month, Day, Year of Sold Date	Address1	Property Type	Bedrooms	Washrooms	Days on the Market	List Price	Sold Price
2 July, 2015	11 Bazalgette Dr, Toronto	Detached	4	5	7	\$900K	\$885K
3 July, 2015	1 Dalmatian Cres, Toronto	Detached	4	4	2	\$950K	\$945K
5 July, 2015	82 Scarboro Ave, Toronto	Detached	3	2	3	\$629K	\$629K
	3603 Ellesmere Rd, Toronto	Detached	4	4	20	\$870K	\$840K
6 July, 2015	44 Grantown Ave, Toronto	Detached	3	3	8	\$619K	\$615K
11 July, 2015	6262 Kingston Rd, Toronto	Detached	5	2	9	\$565K	\$540K
18 July, 2015	23 Bush Dr, Toronto	Detached	2	2	5	\$525K	\$525K
20 July, 2015	7 Hania Terr, Toronto	Detached	4	4	7	\$820K	\$806K
	14 Fishery Rd, Toronto	Detached	3	2	6	\$530K	\$601K
23 July, 2015	23 Dalmatian Cres, Toronto	Detached	4	3	1	\$849K	\$920K
28 July, 2015	3435 Ellesmere Rd, Toronto	Detached	5	4	48	\$919K	\$855K
29 July, 2015	19 Acland Cres, Toronto	Detached	3	2	8	\$749K	\$860K
30 July, 2015	2B Ritz Garden Crt, Toronto	Detached	4	3	9	\$849K	\$920K
5 August, 2015	107 Ponymeadow Terr, Toronto	Detached	3	4	10	\$678K	\$692K
7 August, 2015	60 Grantown Ave, Toronto	Detached	4	3	25	\$675K	\$655K
8 August, 2015	39 Ridware Cres, Toronto	Detached	3	3	24	\$619K	\$610K
10 August, 2015	344 Morrish Rd, Toronto	Detached	3	1	7	\$559K	\$649K
11 August, 2015	104 Fishery Rd, Toronto	Detached	4	4	20	\$738K	\$725K
13 August, 2015	5 Charcoal Dr, Toronto	Detached	4	3	9	\$600K	\$630K
24 August, 2015	31 Gladys Rd, Toronto	Detached	3	2	8	\$600K	\$661K
	50 Euclid Ave, Toronto	Detached	3	3	13	\$600K	\$588K
25 August, 2015	66 Euclid Ave, Toronto	Townhouse	3	4	7	\$850K	\$900K
26 August, 2015	26 Halfmoon Sq, Toronto	Detached	3	4	20	\$699K	\$670K
9 September, 2015	6 Falcon Line, Toronto	Detached	4	4	10	\$1,200K	\$1,190K
10 September, 2015	21 Archimedes Crt, Toronto	Other			61	\$210K	\$210K
14 September, 2015	7 Willowlea Dr, Toronto	Detached	3	3	26	\$599K	\$600K
	231 Conlins Rd, Toronto	Detached	3	2	6	\$589K	\$651K
16 September, 2015	21 Gladys Rd, Toronto	Detached	3	3	1	\$659K	\$685K

## Data

Month, Day, Year of Sold Date	Address1	Property Type	Bedrooms	Washrooms	Days on the Market	List Price	Sold Price
16 September, 2015	23 Scarbell Dr, Toronto	Detached	3	4	16	\$680K	\$660K
23 September, 2015	35 Zaph Ave, Toronto	Detached	4	4	28	\$1,197K	\$1,070K
	44 Fishery Rd, Toronto	Detached	4	4	8	\$700K	\$725K
30 September, 2015	1 Lavery Tr, Toronto	Detached	4	4	10	\$600K	\$600K
	331 Morrish Rd, Toronto	Detached	4	2	28	\$550K	\$528K
1 October, 2015	237 Old Kingston Rd, Toronto	Detached	3	1	2	\$489K	\$520K
	3695 Ellesmere Rd, Toronto	Detached	4	3	10	\$749K	\$705K
2 October, 2015	22 Starfire Dr, Toronto	Detached	4	5	45	\$1,000K	\$954K
5 October, 2015	117 Orleans Dr, Toronto	Detached	4	3	22	\$650K	\$625K
8 October, 2015	35 Scarboro Ave, Toronto	Detached	4	3	14	\$679K	\$679K
13 October, 2015	3 Euclid Pl, Toronto	Detached	3	2	6	\$589K	\$589K
	112 Zaph Ave, Toronto	Detached	4	5	12	\$1,000K	\$1,300K
14 October, 2015	21 Watson St, Toronto	Detached	3	2	14	\$590K	\$608K
17 October, 2015	25 Bush Dr, Toronto	Detached	2	2	34	\$525K	\$515K
	34 Lavery Tr, Toronto	Detached	4	4	12	\$650K	\$640K
18 October, 2015	47 Glenthorne Dr, Toronto	Detached	4	4	21	\$830K	\$800K
26 October, 2015	92 Watson St, Toronto	Detached	3	2	19	\$689K	\$719K
30 October, 2015	38 Ridware Cres, Toronto	Detached	4	4	6	\$680K	\$668K
7 November, 2015	63 Halfmoon Sq, Toronto	Detached	3	3	10	\$569K	\$610K
8 November, 2015	38 Conlins Rd, Toronto	Detached	4	3	9	\$683K	\$811K
12 November, 2015	127 Ponymeadow Terr, Toronto	Detached	3	4	8	\$629K	\$629K
15 November, 2015	32 Goldene Way, Toronto	Detached	4	3	6	\$850K	\$831K
20 November, 2015	54 Grover Dr, Toronto	Detached	3	4	91	\$649K	\$630K
25 November, 2015	721 Morrish Rd, Toronto	Detached	5	4	48	\$999K	\$970K
26 November, 2015	45 Halfmoon Sq, Toronto	Detached	3	3	48	\$625K	\$624K
29 November, 2015	29 Spall Crt, Toronto	Detached	4	3	12	\$849K	\$840K
	41 Graybark Cres, Toronto	Detached	3	3	47	\$587K	\$552K
30 November, 2015	55 Bluenose Cres, Toronto	Detached	4	5	6	\$740K	\$789K

## Data

Month, Day, Year of Sold Date	Address1	Property Type	Bedrooms	Washrooms	Days on the Market	List Price	Sold Price
30 November, 2015	147 Euclid Ave, Toronto	Detached	3	2	31	\$550K	\$526K
2 December, 2015	133 Ponymeadow Terr, Toronto	Detached	4	4	33	\$689K	\$685K
14 December, 2015	25 Zaph Ave, Toronto	Detached	3	3	1	\$699K	\$682K
	197 Ponymeadow Terr, Toronto	Detached	3	3	7	\$625K	\$643K
	579 Meadowvale Rd, Toronto	Detached	4	5	36	\$780K	\$750K
14 January, 2016	21 Scarbell Dr, Toronto	Detached	3	4	55	\$673K	\$656K
	92 Dalmatian Cres, Toronto	Detached	5	5	38	\$1,099K	\$1,038K
19 January, 2016	6 Scarboro Ave, Toronto	Detached	4	4	16	\$849K	\$805K
27 January, 2016	12 Devonridge Cres	Detached	4	4	43	\$950K	\$913K
1 February, 2016	7 Calthorpe Ave	Detached	4	4	7	\$789K	\$826K
8 February, 2016	23 Tarsus Cres	Detached	4	3	6	\$650K	\$685K
	61 Bobmar Rd	Detached	3	2	3	\$699K	\$808K
9 February, 2016	5 Goldene Way	Detached	4	4	1	\$920K	\$968K
16 February, 2016	11 Littleborough Crt	Detached	4	4	61	\$769K	\$728K
22 February, 2016	98 Canmore Blvd	Detached	4	4	16	\$699K	\$690K
25 February, 2016	7 Charcoal Dr	Detached	4	4	7	\$670K	\$725K
	36 Ponymeadow Terr	Detached	4	4	9	\$599K	\$642K
27 February, 2016	126 Euclid Ave	Detached	3	2	9	\$645K	\$641K
28 February, 2016	23 Canmore Blvd	Detached	3	4	5	\$550K	\$605K
1 March, 2016	5 Scarboro Ave	Detached	4	6	46	\$1,099K	\$1,050K
6 March, 2016	133 Zaph Ave, Toronto	Detached	4	4	21	\$1,099K	\$1,065K
7 March, 2016	6387 Kingston Rd	Detached	4	4	31	\$1,649K	\$1,450K
8 March, 2016	87 Ponymeadow Terr	Detached	4	4	5	\$650K	\$650K
11 March, 2016	89 Grover Dr	Detached	4	4	10	\$720K	\$704K
12 March, 2016	6220 Kingston Rd	Detached	4	9	53	\$900K	\$863K
15 March, 2016	41 Euclid Ave	Detached	3	2	4	\$670K	\$667K
22 March, 2016	75 Orleans Dr	Detached	4	4	7	\$680K	\$765K
25 March, 2016	13 Hearth Pl	Detached	3	3	1	\$600K	\$708K

## Data

Month, Day, Year of Sold Date	Address1	Property Type	Bedrooms	Washrooms	Days on the Market	List Price	Sold Price
28 March, 2016	766 Meadowvale Rd	Detached	3	3	10	\$610K	\$600K
1 April, 2016	23 Bush Dr	Detached	2	2	20	\$499K	\$570K
3 April, 2016	5-116, 50 Old Kingston Rd	Other	0	1	22	\$80K	\$75K
11 April, 2016	6 Portrush Cres	Detached	4	4	7	\$750K	\$760K
12 April, 2016	9 Grover Dr	Detached	3	3	8	\$599K	\$640K
16 April, 2016	59 Halfmoon Sq	Detached	4	5	15	\$800K	\$803K
19 April, 2016	18 Romac Dr	Detached	4	4	7	\$1,088K	\$1,211K
22 April, 2016	40 Houndtrail Dr	Detached	3	3	7	\$669K	\$725K
25 April, 2016	3758 Ellesmere Rd	Detached	2	2	9	\$649K	\$740K
27 April, 2016	48 Ridware Cres	Detached	4	4	13	\$690K	\$715K
28 April, 2016	6382 Kingston Rd	Detached	5	3	8	\$900K	\$890K
2 May, 2016	61 Charcoal Dr	Detached	3	4	5	\$630K	\$715K
4 May, 2016	69 Orleans Dr	Detached	4	3	8	\$683K	\$765K
6 May, 2016	119 Orleans Dr	Detached	4	4	2	\$680K	\$780K
	161 Ponymeadow Terr	Detached	4	4	14	\$650K	\$672K
11 May, 2016	41 Glenthorne Dr	Detached	4	4	29	\$999K	\$900K
	135 Zaph Ave	Detached	4	4	13	\$1,050K	\$1,035K
12 May, 2016	144 Calverley Tr	Detached	4	4	7	\$784K	\$830K
	4024 Ellesmere Rd	Detached	4	4	51	\$939K	\$915K
13 May, 2016	4, 6157 Kingston Rd	Townhouse	3	4	2	\$419K	\$475K
14 May, 2016	32 Romac Dr	Detached	4	4	28	\$1,175K	\$1,140K
18 May, 2016	89 Fishery Rd	Detached	4	4	13	\$700K	\$700K
20 May, 2016	63 Houndtrail Dr	Detached	4	3	8	\$839K	\$823K
24 May, 2016	32 Willowlea Dr	Detached	3	1	8	\$729K	\$705K
	128 Zaph Ave	Detached	4	3	22	\$739K	\$725K
25 May, 2016	30 Halfmoon Sq	Detached	4	4	6	\$700K	\$775K
31 May, 2016	18 Challenger Crt	Detached	5	3	11	\$949K	\$991K
	3693 Ellesmere Rd	Detached	2	1	49	\$950K	\$850K

Data

Month, Day, Year of Sold Date	Address1	Property Type	Bedrooms	Washrooms	Days on the Market	List Price	Sold Price
1 June, 2016	21 Fawnridge Tr	Detached	4	4	20	\$989K	\$1,052K
2 June, 2016	137 Zaph Ave	Detached	4	4	3	\$1,199K	\$1,175K
3 June, 2016	4 Grover Dr	Detached	3	3	24	\$669K	\$645K
7 June, 2016	32 Ridware Cres	Detached	4	3	6	\$700K	\$750K
	33 Conlins Rd	Detached	3	3	4	\$799K	\$873K
8 June, 2016	4 Bramber Rd	Detached	3	3	6	\$850K	\$857K
	35 Muirbank Blvd	Detached	4	3	27	\$798K	\$780K
14 June, 2016	28 Watson St	Detached	4	1	5	\$699K	\$840K
15 June, 2016	22 Bazalgette Dr	Detached	5	4	7	\$1,298K	\$1,245K
16 June, 2016	12 Ponymeadow Terr	Detached	3	2	9	\$550K	\$540K
17 June, 2016	100 Grover Dr	Detached	4	4	2	\$680K	\$720K
18 June, 2016	1432 Military Tr	Detached	3	2	2	\$1,299K	\$1,365K
19 June, 2016	1 Ponymeadow Terr	Detached	4	4	8	\$750K	\$786K
20 June, 2016	11 Deep Dene Dr	Detached	2	2	14	\$839K	\$885K
	24 Ridware Cres	Detached	4	4	4	\$699K	\$795K
21 June, 2016	86 Deep Dene Dr	Detached	2	2	5	\$800K	\$950K
22 June, 2016	271 Morrish Rd	Townhouse	3	4	1	\$699K	\$770K
25 June, 2016	33 Hearth Pl	Detached	4	3	1	\$739K	\$815K
	1284 Military Tr	Detached	4	4	29	\$999K	\$935K
26 June, 2016	17 Milroy Cres	Detached	5	4	12	\$949K	\$940K
27 June, 2016	27 Dalmatian Cres	Detached	4	4	6	\$1,000K	\$1,100K
	742 Morrish Rd	Detached	4	3	26	\$930K	\$920K
28 June, 2016	35 Bethley Dr	Detached	4	3	6	\$689K	\$805K
29 June, 2016	30 Romac Dr	Detached	3	4	7	\$900K	\$900K
7 July, 2016	29 Bush Dr	Detached	5	4	96	\$690K	\$725K
10 July, 2016	1409 Military Tr	Detached	4	6	26	\$1,695K	\$1,695K
12 July, 2016	63 Bobmar Rd	Detached	3	2	8	\$699K	\$842K
15 July, 2016	6 Grantown Ave	Detached	3	4	6	\$700K	\$705K



## Data

Month, Day, Year of Sold Date	Address1	Property Type	Bedrooms	Washrooms	Days on the Market	List Price	Sold Price
15 July, 2016	41 Parade Sq	Detached	3	5	7	\$729K	\$788K
17 July, 2016	3442 Ellesmere Rd	Detached	4	4	0	\$849K	\$870K
18 July, 2016	19 Scarbell Dr	Detached	3	3	12	\$700K	\$737K
	68 Windrush Tr	Detached	4	4	12	\$899K	\$929K
20 July, 2016	38 Willowlea Dr	Detached	1	2	16	\$729K	\$705K
23 July, 2016	71 Orleans Dr	Detached	4	5	8	\$749K	\$790K
24 July, 2016	21 Graybark Cres	Detached	4	5	11	\$775K	\$801K
25 July, 2016	42 Calverley Tr	Detached	4	4	13	\$759K	\$750K
26 July, 2016	4 Windrush Tr	Detached	4	3	6	\$859K	\$847K
28 July, 2016	20 Bazalgette Dr	Detached	5	5	8	\$989K	\$1,338K
29 July, 2016	28 Gaslight Cres	Detached	5	4	9	\$900K	\$918K
3 August, 2016	64 Windrush Tr	Detached	4	4	0	\$1,000K	\$1,000K
5 August, 2016	29 Glenthorne Dr	Detached	3	4	3	\$850K	\$870K
8 August, 2016	17 Grover Dr	Detached	3	4	17	\$720K	\$695K
9 August, 2016	42 Conlins Rd	Detached	4	4	35	\$999K	\$920K
10 August, 2016	694 Morrish Rd	Detached	4	3	6	\$725K	\$725K
12 August, 2016	9, 6063 Kingston Rd	Condo	2	1	71	\$289K	\$285K
13 August, 2016	9 Norvalley Crt	Detached	4	8	36	\$1,200K	\$1,164K
14 August, 2016	96 Watson St	Detached	4	4	5	\$978K	\$925K
17 August, 2016	85 Halfmoon Sq	Detached	3	3	8	\$640K	\$660K
	740 Meadowvale Rd	Detached	3	3	13	\$840K	\$875K
23 August, 2016	4046 Ellesmere Rd	Detached	4	4	15	\$939K	\$925K
26 August, 2016	6057 Kingston Rd	Townhouse	3	3	10	\$443K	\$443K
29 August, 2016	42 Parade Sq	Detached	3	4	14	\$750K	\$752K
3 September, 2016	89 Watson St	Detached	3	2	2	\$850K	\$849K
6 September, 2016	20 Camor Crt	Detached	4	5	7	\$900K	\$1,110K
	44 Parade Sq	Detached	3	3	20	\$700K	\$681K
11 September, 2016	83 Grover Dr	Detached	3	4	16	\$680K	\$712K

## Data

Month, Day, Year of Sold Date	Address1	Property Type	Bedrooms	Washrooms	Days on the Market	List Price	Sold Price
12 September, 2016	62 Grover Dr	Detached	4	4	24	\$750K	\$738K
13 September, 2016	11 Spall Crt	Detached	4	4	5	\$969K	\$1,101K
	30, 6157 Kingston Rd	Townhouse	3	3	6	\$439K	\$490K
16 September, 2016	76 Halfmoon Sq	Detached	3	4	17	\$749K	\$750K
19 September, 2016	115 Canmore Blvd	Detached	4	4	11	\$739K	\$870K
20 September, 2016	20 Deep Dene Dr	Detached	3	3	8	\$1,499K	\$1,850K
21 September, 2016	21 Starfire Dr	Detached	5	4	13	\$989K	\$1,140K
23 September, 2016	40 Deep Dene Dr	Detached	3	2	4	\$839K	\$950K
	42 Fishery Rd	Detached	4	3	8	\$739K	\$735K
	133 Zaph Ave	Detached	4	4	46	\$2,350K	\$2,100K
25 September, 2016	14 Littleborough Crt	Detached	3	4	13	\$750K	\$770K
28 September, 2016	30 Charcoal Dr	Detached	3	3	8	\$650K	\$720K
3 October, 2016	32 Deep Dene Dr	Detached	4	4	0	\$1,588K	\$1,518K
9 October, 2016	19 Cosens St	Detached	4	4	14	\$1,199K	\$1,240K
11 October, 2016	689 Morrish Rd	Detached	4	3	4	\$830K	\$880K
14 October, 2016	177 Calverley Tr	Detached	4	4	10	\$899K	\$875K
17 October, 2016	45 Bobmar Rd	Detached	3	4	6	\$988K	\$1,050K
18 October, 2016	1 Spall Crt	Detached	4	5	6	\$1,200K	\$1,320K
	63 Gladys Rd	Detached	4	2	4	\$688K	\$839K
23 October, 2016	15 Milroy Cres	Detached	4	5	7	\$850K	\$908K
	19, 6063 Kingston Rd	Townhouse	2	2	11	\$389K	\$385K
24 October, 2016	237 Old Kingston Rd	Detached	3	3	10	\$749K	\$775K
25 October, 2016	16 Grover Dr	Detached	3	4	14	\$700K	\$733K
27 October, 2016	4083 Ellesmere Rd	Detached	4	4	49	\$1,050K	\$990K
31 October, 2016	125 Ponymeadow Terr	Detached	3	3	3	\$650K	\$631K
1 November, 2016	39 Bobmar Rd	Detached	3	2	5	\$998K	\$1,251K
2 November, 2016	69 Charcoal Dr	Detached	4	3	8	\$739K	\$845K
3 November, 2016	3442 Ellesmere Rd	Detached	4	5	3	\$1,100K	\$1,200K

## Data

Month, Day, Year of Sold Date	Address1	Property Type	Bedrooms	Washrooms	Days on the Market	List Price	Sold Price
6 November, 2016	24 Calverley Tr	Detached	4	3	9	\$769K	\$760K
7 November, 2016	151 Euclid Ave	Detached	3	1	12	\$1,295K	\$1,200K
8 November, 2016	26 Calverley Tr	Detached	4	4	20	\$879K	\$869K
9 November, 2016	363 Morrish Rd	Detached	3	2	29	\$849K	\$843K
14 November, 2016	4 Grantown Ave	Detached	4	4	31	\$809K	\$774K
16 November, 2016	20, 6063 Kingston Rd	Townhouse	2	2	14	\$390K	\$402K
17 November, 2016	5, 6157 Kingston Rd	Townhouse	3	4	8	\$460K	\$523K
18 November, 2016	63 Sugarbush Sq	Detached	4	4	33	\$959K	\$935K
21 November, 2016	12 Acland Cres	Detached	3	4	7	\$800K	\$885K
23 November, 2016	20 Haida Crt	Detached	4	4	40	\$1,368K	\$1,450K
28 November, 2016	25 Canmore Blvd	Detached	4	4	5	\$779K	\$825K
29 November, 2016	7 Mirrow Crt	Detached	4	5	5	\$1,239K	\$1,283K
	3807 Ellesmere Rd	Detached	4	3	7	\$900K	\$900K
9 December, 2016	16 Halfmoon Sq	Detached	4	4	18	\$775K	\$775K
20 December, 2016	175 Calverley Tr	Detached	4	4	7	\$770K	\$803K
23 December, 2016	27 Canmore Blvd	Detached	4	3	8	\$779K	\$740K
	31 Portrush Cres	Detached	3	3	28	\$690K	\$690K
13 January, 2017	3991 Ellesmere Rd	Detached	4	3	3	\$998K	\$1,073K
	4032 Ellesmere Rd	Detached	4	5	54	\$950K	\$925K
15 January, 2017	25 Scarbell Dr	Detached	4	4	2	\$789K	\$865K
16 January, 2017	125 Ponymeadow Terr	Detached	3	3	2	\$650K	\$683K
19 January, 2017	38 Willowlea Dr	Detached	1	2	2	\$730K	\$725K
26 January, 2017	6 Falcon Lane	Detached	4	4	8	\$1,499K	\$1,695K
30 January, 2017	1464 Military Tr	Detached	3	3	7	\$900K	\$1,150K
14 February, 2017	19 Tarsus Cres	Detached	4	4	1	\$849K	\$1,000K
16 February, 2017	3995 Ellesmere Rd	Detached	3	2	9	\$868K	\$950K
18 February, 2017	137 Zaph Ave	Detached	4	5	4	\$1,599K	\$1,610K
22 February, 2017	28 Bobmar Rd	Detached	2	2	5	\$849K	\$900K

## Data

Month, Day, Year of Sold Date	Address1	Property Type	Bedrooms	Washrooms	Days on the Market	List Price	Sold Price
22 February, 2017	28 Glenthorne Dr	Detached	4	3	7	\$879K	\$1,208K
	93 Euclid Ave	Detached	2	1	1	\$650K	\$810K
	263 Conlins Rd	Detached	3	3	9	\$700K	\$847K
24 February, 2017	8 Scarboro Ave	Detached	4	4	8	\$1,050K	\$1,050K
	51 Glenthorne Dr	Detached	4	3	43	\$928K	\$850K
27 February, 2017	3 Bluenose Cres	Detached	5	6	12	\$1,075K	\$1,075K
	48 Scarboro Ave	Detached	3	3	4	\$800K	\$956K
1 March, 2017	7 Hearth Pl	Detached	3	4	8	\$800K	\$800K
2 March, 2017	4 Charcoal Dr	Detached	3	4	1	\$750K	\$930K
7 March, 2017	21 Dalmatian Cres	Detached	4	3	6	\$949K	\$1,225K
	53 White Ave	Detached	3	2	20	\$1,069K	\$1,070K
9 March, 2017	571 Morrish Rd	Detached	3	2	2	\$800K	\$1,060K
16 March, 2017	6262 Kingston Rd	Detached	5	4	13	\$959K	\$960K
19 March, 2017	27 Canmore Blvd	Detached	4	3	4	\$799K	\$980K
20 March, 2017	122 Euclid Ave	Detached	3	2	9	\$780K	\$960K
22 March, 2017	17 Glenthorne Dr	Detached	4	4	8	\$899K	\$1,250K
26 March, 2017	9 Smithy Crt	Townhouse	3	4	5	\$699K	\$750K
28 March, 2017	99 Watson St	Detached	3	2	13	\$849K	\$941K
	134 Euclid Ave	Detached	3	1	0	\$850K	\$1,150K
29 March, 2017	4 Lavery Tr	Detached	4	4	12	\$889K	\$950K
	698 Morrish Rd	Detached	4	4	7	\$989K	\$1,235K
30 March, 2017	44, 4695 Kingston Rd	Townhouse	3	3	10	\$400K	\$543K
31 March, 2017	101 Watson St	Detached	3	2	0	\$849K	\$910K
4 April, 2017	10 Calverley Tr	Detached	4	4	4	\$880K	\$1,050K
5 April, 2017	96 Fishery Rd	Detached	4	3	8	\$990K	\$1,080K
	653 Meadowvale Rd	Detached	3	3	10	\$786K	\$1,100K
9 April, 2017	575 Meadowvale Rd	Detached	2	3	2	\$700K	\$1,100K
10 April, 2017	4 Haida Crt	Detached	4	5	6	\$1,500K	\$1,925K

## Data

Month, Day, Year of Sold Date	Address1	Property Type	Bedrooms	Washrooms	Days on the Market	List Price	Sold Price
10 April, 2017	49 Halfmoon Sq	Detached	4	3	4	\$749K	\$820K
	4071 Ellesmere Rd, Toronto	Detached	2	2	7	\$900K	\$980K
11 April, 2017	147 Euclid Ave	Detached	3	3	10	\$900K	\$1,100K
	4073 Ellesmere Rd	Detached	3	2	14	\$1,098K	\$950K
15 April, 2017	37 Euclid Ave	Detached	3	4	2	\$1,100K	\$1,250K
17 April, 2017	755 Morrish Rd	Detached	3	2	0	\$800K	\$1,040K
19 April, 2017	96 Bobmar Rd	Detached	3	3	7	\$849K	\$1,106K
21 April, 2017	3, 6063 Kingston Rd	Townhouse	2	2	2	\$408K	\$475K
22 April, 2017	16 Graybark Cres	Detached	4	4	4	\$989K	\$950K
25 April, 2017	27 Halfmoon Sq	Detached	3	4	4	\$850K	\$848K
26 April, 2017	9 Choiceland Blvd	Detached	4	4	8	\$1,098K	\$1,250K
27 April, 2017	376 Morrish Rd	Detached	4	4	11	\$1,889K	\$1,830K
1 May, 2017	4067 Ellesmere Rd	Detached	2	2	4	\$850K	\$848K
2 May, 2017	3 Ridware Cres	Detached	3	4	4	\$750K	\$880K
4 May, 2017	7 Devonridge Cres	Detached	4	5	10	\$1,300K	\$1,234K
18 May, 2017	7 Starfire Dr	Detached	4	4	6	\$1,000K	\$1,020K
	39 Dalmatian Cres	Detached	4	3	1	\$1,250K	\$1,270K
20 May, 2017	47 Watson St	Detached	2	2	5	\$799K	\$830K
26 May, 2017	27 Zaph Ave	Detached	4	2	33	\$999K	\$906K
31 May, 2017	14 Acland Cres	Detached	3	2	13	\$1,100K	\$1,200K
	41 Grantown Ave	Detached	4	3	21	\$850K	\$810K
2 June, 2017	87 Calverley Tr	Detached	4	4	16	\$928K	\$1,000K
	1296 Military Tr	Detached	2	1	35	\$1,300K	\$1,100K
4 June, 2017	54 Dalmatian Cres	Detached	4	4	3	\$1,095K	\$1,070K
6 June, 2017	237 Morrish Rd	Semi-Detached	3	3	34	\$719K	\$705K
8 June, 2017	15 Hania Terr	Detached	4	4	16	\$919K	\$885K
	80 Dalmatian Cres	Detached	4	4	49	\$1,199K	\$1,100K
13 June, 2017	3 Bazalgette Dr	Detached	4	4	42	\$1,400K	\$1,275K

Data

Month, Day, Year of Sold Date	Address1	Property Type	Bedrooms	Washrooms	Days on the Market	List Price	Sold Price
14 June, 2017	3693 Ellesmere Rd	Detached	2	1	9	\$1,999K	\$2,000K
15 June, 2017	8 Gladys Rd	Detached	3	1	7	\$800K	\$825K
18 June, 2017	35 Gladys Rd, Toronto	Detached	4	2	17	\$799K	\$885K
20 June, 2017	576 Meadowvale Rd	Detached	4	5	7	\$1,175K	\$1,145K
2 July, 2017	19 Zaph Ave	Detached	3	2	24	\$1,199K	\$1,000K
7 July, 2017	7 Watson St	Detached	3	2	11	\$700K	\$650K
8 July, 2017	99 Zaph Ave	Detached	3	2	38	\$750K	\$700K
12 July, 2017	6457 Kingston Rd	Detached	3	2	27	\$1,068K	\$1,068K
13 July, 2017	125 Euclid Ave	Detached	2	2	6	\$614K	\$684K
14 July, 2017	26 Glenthorne Dr	Detached	4	4	35	\$1,185K	\$1,103K
18 July, 2017	37 Muirbank Blvd	Detached	4	3	29	\$800K	\$795K
31 July, 2017	108 Grover Dr	Detached	4	4	21	\$800K	\$796K
	3991 Ellesmere Rd	Detached	5	6	4	\$1,399K	\$1,370K
8 August, 2017	5 Charcoal Dr	Detached	4	5	28	\$920K	\$880K
10 August, 2017	6 Mirrow Crt	Detached	4	5	64	\$1,499K	\$1,385K
18 August, 2017	20 Orleans Dr	Detached	4	5	14	\$900K	\$885K
21 August, 2017	16 Romac Dr	Detached	4	4	102	\$1,175K	\$1,115K
30 August, 2017	55 Halfmoon Sq	Detached	3	4	21	\$749K	\$742K
31 August, 2017	25 Tarsus Cres	Detached	4	4	3	\$849K	\$840K
1 September, 2017	277 Conlins Rd	Detached	3	2	2	\$795K	\$795K
2 September, 2017	57 Conlins Rd	Detached	2	1	3	\$1,380K	\$1,400K
9 September, 2017	7 Watson St	Detached	3	2	9	\$700K	\$647K
13 September, 2017	28 Gaslight Cres	Detached	4	4	6	\$997K	\$990K
19 September, 2017	15 Acland Cres	Detached	3	4	6	\$1,496K	\$1,501K
20 September, 2017	1300 Military Tr	Detached	2	3	19	\$1,550K	\$1,550K
21 September, 2017	11 Portrush Cres	Detached	4	4	15	\$800K	\$730K
26 September, 2017	2 Starfire Dr	Detached	4	4	1	\$980K	\$955K
27 September, 2017	15 Bobmar Rd	Detached	5	4	20	\$2,199K	\$1,900K

## Data

Month, Day, Year of Sold Date	Address1	Property Type	Bedrooms	Washrooms	Days on the Market	List Price	Sold Price
29 September, 2017	35 Halfmoon Sq	Detached	4	3	24	\$850K	\$800K
	38 Choiceland Blvd	Detached	4	5	23	\$1,200K	\$1,190K
2 October, 2017	8 Hania Terr	Detached	4	4	16	\$899K	\$900K
5 October, 2017	3452 Ellesmere Rd	Detached	4	3	3	\$800K	\$856K
7 October, 2017	62 Scarbell Dr	Detached	4	4	30	\$1,099K	\$970K
12 October, 2017	36 Euclid Ave	Detached	2	2	84	\$765K	\$703K
20 October, 2017	1320 Military Tr	Detached	4	4	11	\$1,580K	\$1,650K
26 October, 2017	8 Scarbell Dr	Detached	3	4	2	\$800K	\$787K
31 October, 2017	86 Chartway Blvd	Detached	4	6	67	\$1,288K	\$1,175K
11 November, 2017	35 Gladys Rd	Detached	4	2	1	\$900K	\$860K
14 November, 2017	12 Spall Crt	Detached	4	4	53	\$1,290K	\$1,200K
28 November, 2017	5, 6063 Kingston Rd	Townhouse	2	2	19	\$450K	\$438K
29 November, 2017	73 Glenthorne Dr	Detached	4	4	29	\$1,138K	\$1,108K
30 November, 2017	70 Windrush Tr	Detached	4	3	42	\$975K	\$950K
1 December, 2017	89 Ponymeadow Terr	Detached	3	4	22	\$800K	\$780K
4 December, 2017	6 Camor Crt	Detached	4	5	12	\$1,299K	\$1,360K
7 December, 2017	3 Bluenose Cres	Detached	5	6	43	\$960K	\$920K
9 December, 2017	75 Windrush Tr	Detached	4	5	32	\$1,248K	\$1,150K
10 December, 2017	194 Conlins Rd	Detached	3	2	5	\$850K	\$1,040K
12 December, 2017	227 Conlins Rd	Detached	3	3	36	\$1,150K	\$1,024K
27 December, 2017	5 Willowlea Dr	Detached	3	2	98	\$989K	\$950K
2 January, 2018	35 Graybark Cres	Detached	3	2	32	\$699K	\$690K
	247 Morrish Rd	Townhouse	4	3	123	\$690K	\$660K
6 February, 2018	95 Deep Dene Dr	Detached	3	1	27	\$899K	\$858K
14 February, 2018	28 Good Rd	Detached	3	3	4	\$739K	\$756K
20 February, 2018	375 Morrish Rd	Detached	4	4	4	\$800K	\$980K
26 February, 2018	3551 Ellesmere Rd	Detached	3	2	15	\$699K	\$850K
3 March, 2018	814 Meadowvale Rd	Detached	4	3	11	\$800K	\$795K

Data

Month, Day, Year of Sold Date	Address1	Property Type	Bedrooms	Washrooms	Days on the Market	List Price	Sold Price
20 March, 2018	30 Romac Dr	Detached	3	4	5	\$799K	\$1,065K
25 March, 2018	43 Challenger Crt	Detached	4	4	13	\$1,199K	\$1,235K
26 March, 2018	63 Conlins Rd	Detached	4	3	4	\$979K	\$953K
27 March, 2018	44 Watson St	Detached	3	3	5	\$680K	\$827K
28 March, 2018	4 Windrush Tr	Detached	4	3	9	\$999K	\$1,180K