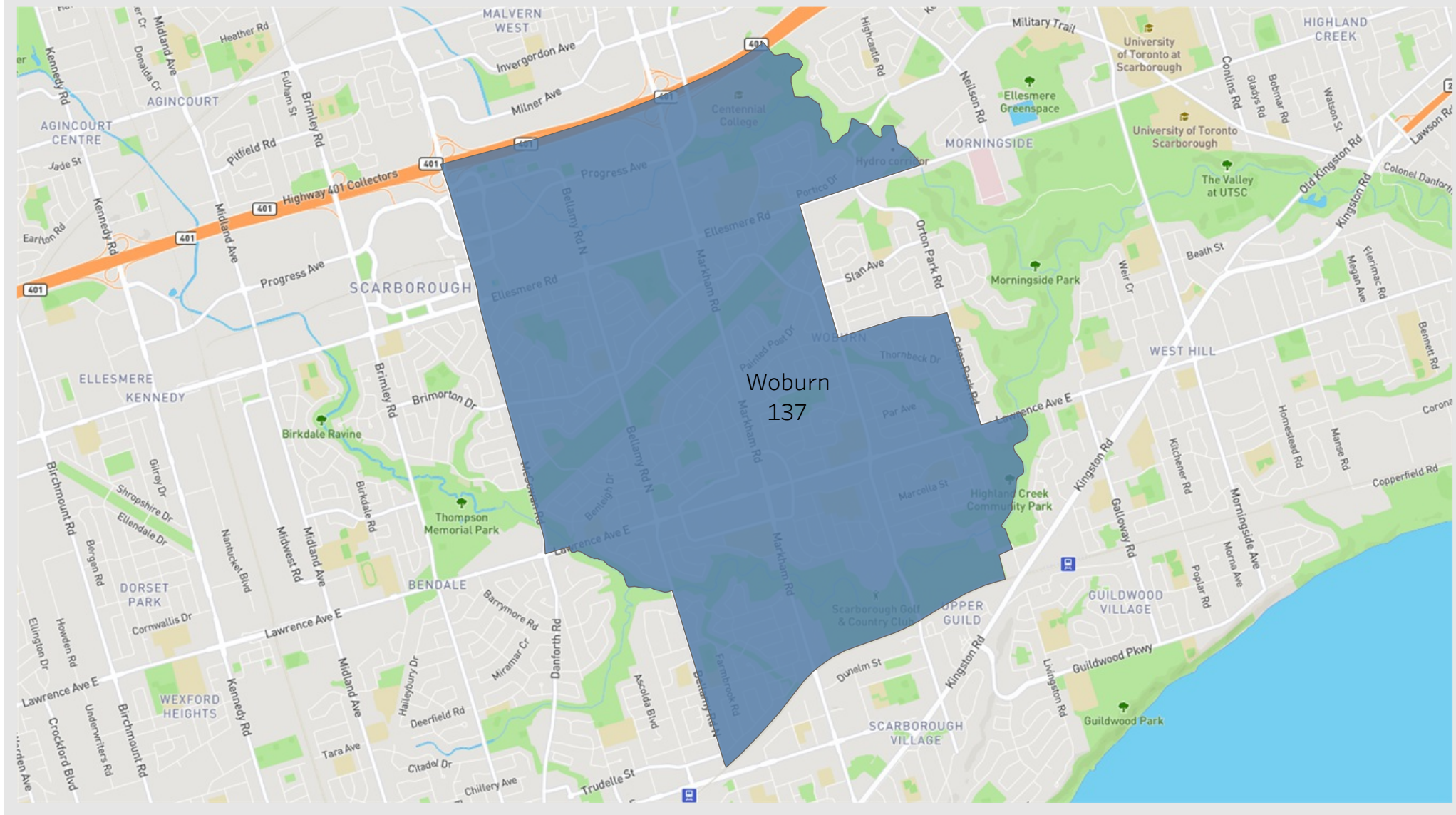
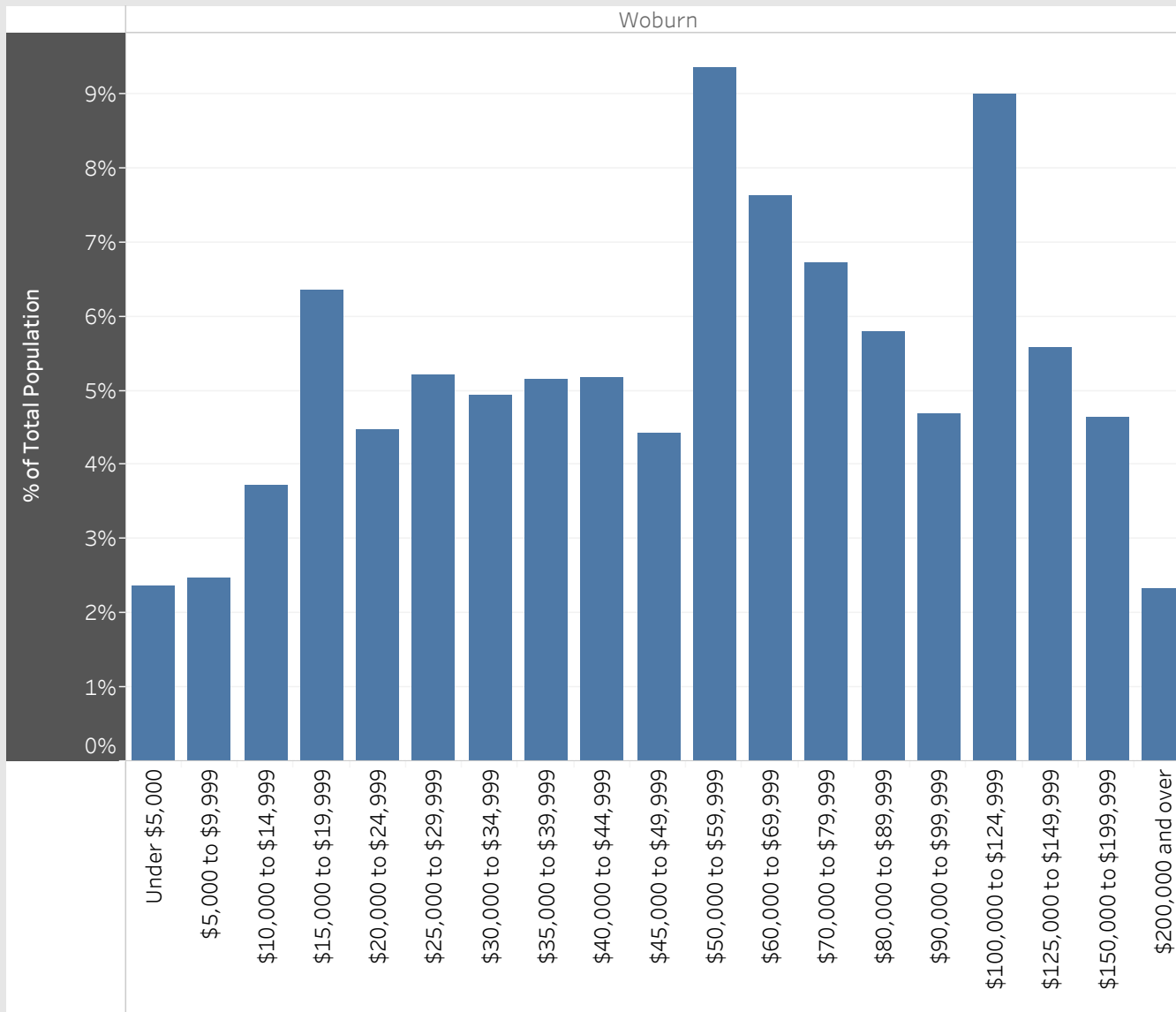


Woburn
Neighbourhood Breakdown
July 1st, 2015 - March 31st, 2018

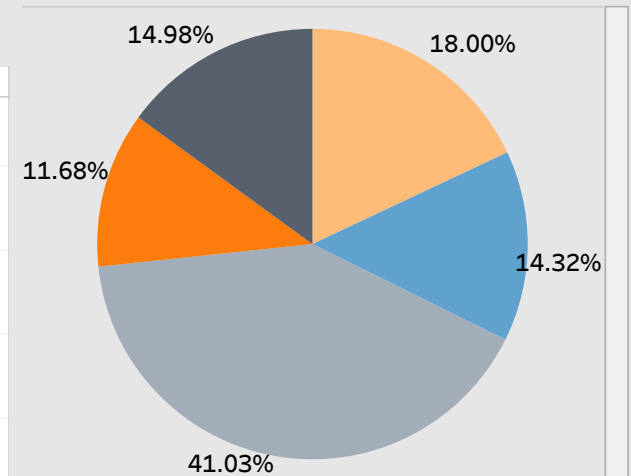


2016 StatsCan Data

Household Income in Woburn



Age

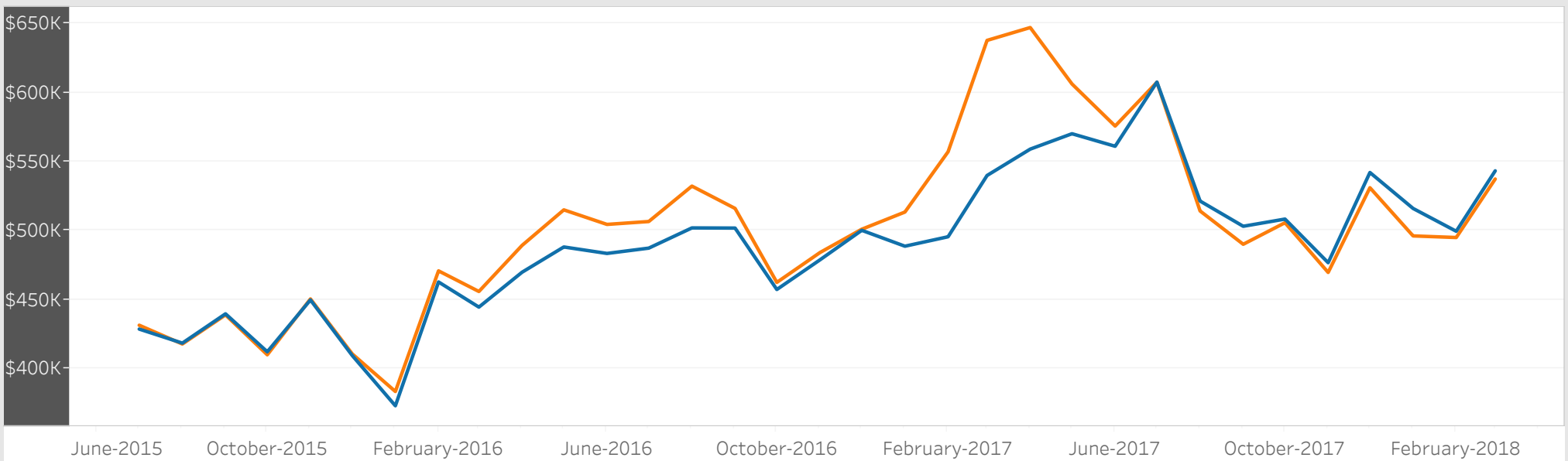


- Children (0-14 years)
- Youth (15-24 years)
- Working Age (25-54 years)
- Pre-retirement (55-64 years)
- Seniors (65+ years)

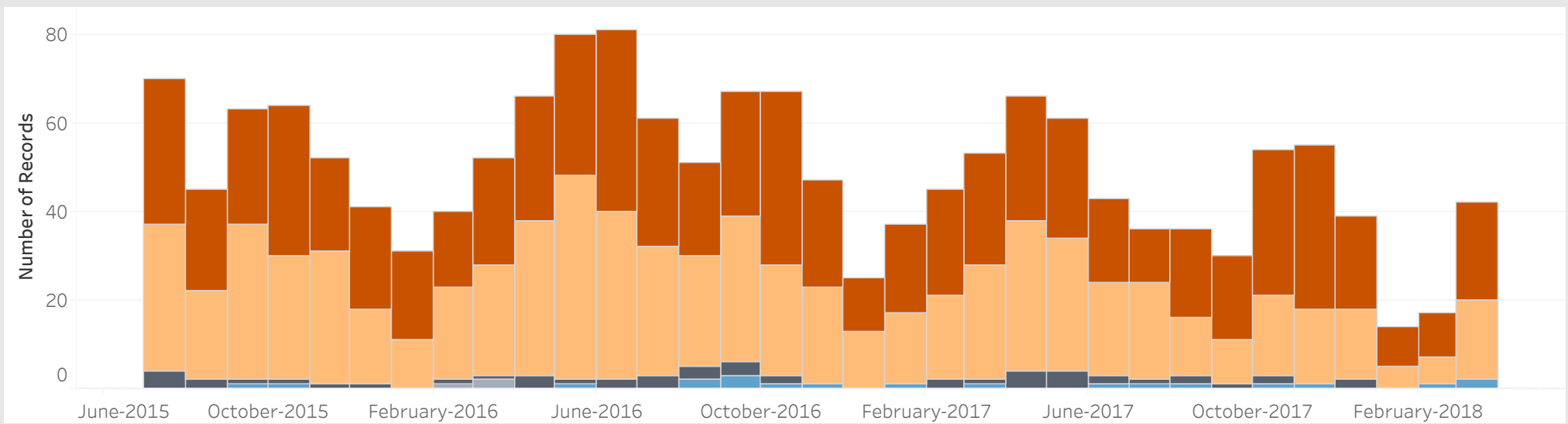
Visible Minorities

South Asian	40.65%
Not a visible minority	23.57%
Black	11.01%
Filipino	7.72%
Chinese	7.01%
West Asian	2.49%
Multiple visible minorities	1.93%
Visible minority; n.i.e.	1.89%
Latin American	1.41%
Arab	1.15%
Southeast Asian	0.59%
Korean	0.40%
Japanese	0.19%

Average Sold Price vs. Average Ask Price in Woburn



Properties Sold in Woburn by Month



Data

Month, Day, Year of Sold Date	Address1	Property Type	Bedrooms	Washrooms	Days on the Market	List Price	Sold Price
1 July, 2015	9 Berkham Rd, Toronto	Detached	4	2	9	\$600K	\$651K
	902, 38 Lee Centre Dr, Toronto	Condo	1	1	65	\$232K	\$225K
	1501, 88 Corporate Dr, Toronto	Condo	1	1	45	\$234K	\$231K
2 July, 2015	603, 68 Grangeway Ave, Toronto	Condo	2	2	24	\$325K	\$319K
3 July, 2015	162 Pandora Circ, Toronto	Detached	3	4	2	\$500K	\$520K
5 July, 2015	107 Painted Post Dr, Toronto	Semi-Detached	3	2	4	\$468K	\$527K
	2208, 18 Lee Centre Dr, Toronto	Condo	1	1	14	\$229K	\$226K
6 July, 2015	2 Farmbrook Rd, Toronto	Detached	3	1	14	\$500K	\$494K
	52 Peace Dr, Toronto	Detached	3	4	5	\$569K	\$660K
	68 Brantwood Dr, Toronto	Detached	3	3	13	\$600K	\$593K
	84 Porchester Dr, Toronto	Semi-Detached	3	2	5	\$449K	\$481K
	1906, 1 Lee Centre Dr, Toronto	Condo	1	2	36	\$275K	\$268K
	1908, 1 Lee Centre Dr, Toronto	Condo	1	1	28	\$240K	\$226K
	2715, 88 Corporate Dr, Toronto	Condo	1	1	5	\$248K	\$246K
	Th302, 36 Lee Centre Dr, Toronto	Condo	2	2	21	\$318K	\$316K
7 July, 2015	2306, 36 Lee Centre Dr, Toronto	Condo	2	1	62	\$235K	\$226K
8 July, 2015	63 Northfield Rd, Toronto	Detached	3	1	18	\$480K	\$469K
	117 Amberjack Blvd, Toronto	Detached	4	2	58	\$769K	\$735K
	806, 38 Lee Centre Dr, Toronto	Condo	1	1	21	\$225K	\$220K
	1701, 88 Corporate Dr, Toronto	Condo	1	1	75	\$230K	\$227K
	1906, 36 Lee Centre Dr, Toronto	Condo	2	1	26	\$240K	\$231K
	2001, 88 Corporate Dr, Toronto	Condo	1	1	14	\$225K	\$222K
9 July, 2015	872 Scarborough Golf Clu Rd, Toronto	Detached	3	2	11	\$500K	\$480K
	2302, 1 Lee Centre Dr, Toronto	Condo	1	1	14	\$237K	\$230K
10 July, 2015	422 Brimorton Dr, Toronto	Detached	3	3	17	\$615K	\$611K
11 July, 2015	1103, 36 Lee Centre Dr, Toronto	Condo	2	1	5	\$259K	\$255K
12 July, 2015	18 Shier Dr, Toronto	Detached	3	2	4	\$530K	\$520K
	232 Bellamy Rd, Toronto	Detached	2	1		\$650K	\$685K

Data

Month, Day, Year of Sold Date	Address1	Property Type	Bedrooms	Washrooms	Days on the Market	List Price	Sold Price
12 July, 2015	2510, 36 Lee Centre Dr, Toronto	Condo	2	2	35	\$315K	\$306K
14 July, 2015	52 Grassington Cres, Toronto	Detached	3	2	14	\$619K	\$595K
	908, 8 Lee Centre Dr, Toronto	Condo	2	2	41	\$250K	\$245K
16 July, 2015	210, 68 Grangeway Ave, Toronto	Condo	2	2	25	\$339K	\$315K
	308, 11 Lee Centre Dr, Toronto	Condo	1	1	36	\$218K	\$218K
	1205, 8 Lee Centre Dr, Toronto	Condo	2	1	39	\$225K	\$230K
18 July, 2015	69 Pegasus Tr, Toronto	Detached	4	3	7	\$600K	\$670K
	102 Brantwood Dr, Toronto	Detached	4	3	3	\$499K	\$560K
	1709, 1 Lee Centre Dr, Toronto	Condo	1	2	14	\$295K	\$270K
19 July, 2015	4 Northleigh Dr, Toronto	Detached	3	2	18	\$660K	\$652K
	77 Sundance Cres, Toronto	Detached	3	2	12	\$550K	\$570K
	145 Pandora Circ, Toronto	Detached	3	2	33	\$525K	\$493K
	163 Orton Park Rd, Toronto	Detached	4	2	2	\$540K	\$570K
20 July, 2015	40 Benlight Cres, Toronto	Detached	3	2	6	\$525K	\$556K
	72 Brantwood Dr, Toronto	Detached	3	2	26	\$600K	\$585K
	587 Bellamy Rd, Toronto	Detached	3	2	8	\$499K	\$603K
	874 Scarborough Golf Clu Rd, Toronto	Detached	3	2	10	\$535K	\$530K
	2102, 11 Lee Centre Dr, Toronto	Condo	1	2	27	\$279K	\$276K
21 July, 2015	638, 68 Corporate Dr, Toronto	Condo	1	2	11	\$279K	\$275K
	705, 38 Lee Centre Dr, Toronto	Condo	1	1	26	\$270K	\$265K
	774 Scarborough Golf Clu Rd, Toronto	Detached	3	2	18	\$525K	\$519K
	2111, 11 Lee Centre Dr, Toronto	Condo	1	2	30	\$270K	\$264K
22 July, 2015	75 Pandora Circ, Toronto	Detached	3	2	3	\$539K	\$535K
	225, 68 Corporate Dr, Toronto	Condo	1	2	4	\$330K	\$316K
	1837, 68 Corporate Dr, Toronto	Condo	1	1	7	\$237K	\$225K
	2636, 68 Corporate Dr, Toronto	Condo	1	2	45	\$339K	\$320K
23 July, 2015	17 Skyridge Rd, Toronto	Detached	4	3	11	\$690K	\$725K
	118 Orton Park Rd, Toronto	Detached	3	2	9	\$590K	\$581K

Data

Month, Day, Year of Sold Date	Address1	Property Type	Bedrooms	Washrooms	Days on the Market	List Price	Sold Price
25 July, 2015	31 Stoneton Dr, Toronto	Semi-Detached	4	3	20	\$560K	\$537K
26 July, 2015	448 Brimorton Dr, Toronto	Detached	3	2	11	\$590K	\$596K
	Ph306, 1 Lee Centre Dr, Toronto	Condo	1	1	16	\$240K	\$230K
27 July, 2015	4 Mornington Gate, Toronto	Detached	3	2	8	\$550K	\$557K
28 July, 2015	12 Cotteswood Pl, Toronto	Detached	4	3	7	\$799K	\$785K
	20 Benprice Crt, Toronto	Detached	3	2	6	\$600K	\$625K
	38 Stoneton Dr, Toronto	Semi-Detached	3	2	4	\$450K	\$480K
	2803, 88 Grangeway Ave, Toronto	Condo	2	2	37	\$365K	\$360K
	2912, 38 Lee Centre Dr, Toronto	Condo	1	1	32	\$268K	\$269K
29 July, 2015	24 Peking Rd, Toronto	Detached	4	3	27	\$579K	\$569K
	79 Brantwood Dr, Toronto	Detached	3	2	7	\$594K	\$610K
	Ph305, 36 Lee Centre Dr, Toronto	Condo	2	2	37	\$325K	\$312K
31 July, 2015	65 Shoredale Dr, Toronto	Detached	3	4	17	\$640K	\$600K
	2009, 8 Lee Centre Dr, Toronto	Condo	2	3	34	\$335K	\$320K
2 August, 2015	12 Chatsmere Pl, Toronto	Detached	3	2	14	\$650K	\$705K
	102 Benleigh Dr, Toronto	Detached	3	1	11	\$530K	\$499K
3 August, 2015	51 Pandora Circ, Toronto	Detached	3	2	6	\$590K	\$625K
	235, 68 Corporate Dr, Toronto	Condo	1	1		\$243K	\$240K
	Ph306, 8 Lee Centre Dr, Toronto	Condo	2	3	24	\$350K	\$338K
4 August, 2015	1513, 8 Lee Centre Dr, Toronto	Condo	2	2	14	\$260K	\$255K
	1907, 68 Grangeway Ave, Toronto	Condo	2	1	30	\$255K	\$248K
5 August, 2015	Ph505, 36 Lee Centre Dr, Toronto	Condo	2	2	14	\$319K	\$315K
6 August, 2015	1705, 1 Lee Centre Dr, Toronto	Condo	1	2	15	\$289K	\$285K
9 August, 2015	201, 68 Grangeway Ave, Toronto	Condo	2	1	24	\$240K	\$235K
	1802, 11 Lee Centre Dr, Toronto	Condo	1	2	25	\$275K	\$270K
10 August, 2015	32 Alanbury Cres, Toronto	Detached	3	3	3	\$490K	\$499K
	40 Firth Cres, Toronto	Detached	4	2	19	\$510K	\$505K
	611, 1 Lee Centre Dr, Toronto	Condo	1	2	126	\$283K	\$283K

Data

Month, Day, Year of Sold Date	Address1	Property Type	Bedrooms	Washrooms	Days on the Market	List Price	Sold Price
10 August, 2015	1632, 68 Corporate Dr, Toronto	Condo	1	2	57	\$295K	\$294K
	2136, 68 Corporate Dr, Toronto	Condo	1	2	19	\$340K	\$328K
	3311, 38 Lee Centre Dr, Toronto	Condo	1	1	26	\$205K	\$190K
11 August, 2015	2607, 88 Grangeway Ave, Toronto	Condo	2	2	47	\$345K	\$333K
12 August, 2015	202 Confederation Dr, Toronto	Detached	4	3	17	\$650K	\$635K
	2310, 38 Lee Centre Dr, Toronto	Condo	1	1	27	\$249K	\$239K
13 August, 2015	702, 88 Grangeway Ave, Toronto	Condo	2	1	92	\$310K	\$305K
14 August, 2015	1705, 11 Lee Centre Dr, Toronto	Condo	1	1	2	\$215K	\$218K
16 August, 2015	11 Grassington Cres, Toronto	Detached	3	3	9	\$590K	\$662K
17 August, 2015	611, 36 Lee Centre Dr, Toronto	Condo	2	1	28	\$240K	\$230K
18 August, 2015	10 Pandora Circ, Toronto	Detached	3	1	4	\$555K	\$555K
19 August, 2015	3 Gaiety Dr, Toronto	Detached	4	2	9	\$625K	\$605K
20 August, 2015	1505, 36 Lee Centre Dr, Toronto	Condo	2	1	35	\$210K	\$203K
	2926, 68 Corporate Dr, Toronto	Condo	1	2	17	\$345K	\$335K
21 August, 2015	6 Pelmar Pl, Toronto	Detached	3	2	29	\$599K	\$595K
	7 Northleigh Dr, Toronto	Detached	3	2	15	\$629K	\$605K
22 August, 2015	82 Porchester Dr, Toronto	Semi-Detached	3	2	1	\$450K	\$479K
	815 Brimorton Dr, Toronto	Detached	3	2	18	\$550K	\$520K
23 August, 2015	30 Wantanopa Cres, Toronto	Detached	3	3	7	\$595K	\$610K
24 August, 2015	52 Bakerton Dr, Toronto	Semi-Detached	3	2	13	\$430K	\$466K
25 August, 2015	7 Dolly Varden Blvd, Toronto	Detached	4	2	48	\$648K	\$618K
	1802, 36 Lee Centre Dr, Toronto	Condo	2	1	1	\$230K	\$230K
26 August, 2015	56 Ronway Cres, Toronto	Detached	3	2	50	\$575K	\$552K
	1712, 68 Grangeway Ave, Toronto	Condo	2	2	63	\$320K	\$310K
27 August, 2015	729 Markham Rd, Toronto	Detached	3	2	9	\$540K	\$523K
	805, 18 Lee Centre Dr, Toronto	Condo	1	1	9	\$239K	\$235K
28 August, 2015	26 Ronway Cres, Toronto	Detached	3	2	8	\$570K	\$563K
29 August, 2015	130 Confederation Dr, Toronto	Detached	3	2	19	\$600K	\$625K

Data

Month, Day, Year of Sold Date	Address1	Property Type	Bedrooms	Washrooms	Days on the Market	List Price	Sold Price
30 August, 2015	1919, 88 Corporate Dr, Toronto	Condo	1	1	2	\$239K	\$240K
	3818 Lawrence Ave, Toronto	Detached	3	3	14	\$540K	\$530K
31 August, 2015	60 Jarwick Dr, Toronto	Detached	3	3	8	\$629K	\$675K
1 September, 2015	137 Hiscock Blvd, Toronto	Detached	3	3	6	\$549K	\$600K
	153 Greenbrae Crct, Toronto	Townhouse	3	2	10	\$524K	\$518K
2 September, 2015	5 Peace Dr, Toronto	Detached	3	2	29	\$600K	\$581K
	346 Painted Post Dr, Toronto	Detached	3	2	7	\$480K	\$501K
5 September, 2015	22 Pendle Hill Crt, Toronto	Semi-Detached	3	2	9	\$485K	\$475K
6 September, 2015	489 Scarborough Golf Clu Rd, Toronto	Detached	4	2	13	\$529K	\$524K
7 September, 2015	19 Jarwick Dr, Toronto	Detached	3	2	18	\$599K	\$585K
	47 Northfield Rd, Toronto	Detached	3	1	12	\$499K	\$490K
	Ph 503, 36 Lee Centre Dr, Toronto	Condo	2	2	2	\$345K	\$334K
	Ph305, 1 Lee Centre Dr, Toronto	Condo	1	2	31	\$298K	\$295K
8 September, 2015	2 Holton Rd, Toronto	Detached	3	2	16	\$600K	\$600K
	6 Misthollow Sq, Toronto	Detached	3	2	23	\$530K	\$530K
	6 Vesper Crt, Toronto	Detached	3	2	35	\$570K	\$560K
	9 Benhur Cres, Toronto	Detached	3	2	13	\$590K	\$592K
	39 Peking Rd, Toronto	Detached	3	2	9	\$590K	\$570K
	44 Chestermere Blvd, Toronto	Detached	3	2	8	\$500K	\$540K
	317, 88 Corporate Dr, Toronto	Condo	1	2	55	\$316K	\$310K
	511, 36 Lee Centre Dr, Toronto	Condo	2	1	27	\$263K	\$257K
	1032, 68 Corporate Dr, Toronto	Condo	1	2	34	\$295K	\$290K
	1111, 68 Grangeway Ave, Toronto	Condo	2	2	34	\$309K	\$302K
9 September, 2015	14 Golfhaven Dr, Toronto	Detached	3	2	15	\$519K	\$530K
10 September, 2015	70 Orton Park Rd, Toronto	Detached	3	2	10	\$460K	\$460K
	132 Porchester Dr, Toronto	Detached	3	2	8	\$619K	\$600K
	2202, 1 Lee Centre Dr, Toronto	Condo	1	1	36	\$239K	\$233K
11 September, 2015	26 Sedgemount Dr, Toronto	Detached	3	1	4	\$550K	\$549K

Data

Month, Day, Year of Sold Date	Address1	Property Type	Bedrooms	Washrooms	Days on the Market	List Price	Sold Price
12 September, 2015	16 Pandora Circ, Toronto	Detached	3	1	4	\$475K	\$500K
	1211, 36 Lee Centre Dr, Toronto	Condo	2	1	23	\$244K	\$241K
	2006, 36 Lee Centre Dr, Toronto	Condo	2	1	20	\$242K	\$235K
13 September, 2015	6 Grassington Cres, Toronto	Detached	3	2	13	\$550K	\$538K
14 September, 2015	148 Amberjack Blvd, Toronto	Detached	3	2	21	\$579K	\$577K
	1212, 1 Lee Centre Dr, Toronto	Condo	1	2	18	\$283K	\$265K
	3105, 36 Lee Centre Dr, Toronto	Condo	2	1	47	\$215K	\$210K
15 September, 2015	86 Jarwick Dr, Toronto	Detached	3	2	15	\$619K	\$593K
	102 Brantwood Dr, Toronto	Detached	4	3	7	\$560K	\$530K
	426 Brimorton Dr, Toronto	Detached	4	2	6	\$650K	\$650K
16 September, 2015	21 Benroyal Cres, Toronto	Detached	3	1	19	\$500K	\$430K
	1905, 1 Lee Centre Dr, Toronto	Condo	1	2	8	\$286K	\$286K
	2101, 1 Lee Centre Dr, Toronto	Condo	1	1	6	\$228K	\$228K
17 September, 2015	36 Sophia Dr, Toronto	Detached	3	5	16	\$630K	\$625K
	88 Corporate Dr, Toronto	Condo	1	2	21	\$294K	\$291K
	703, 36 Lee Centre Dr, Toronto	Condo	2	1	16	\$255K	\$243K
	1007, 1 Lee Center Dr, Toronto	Condo	2	2	42	\$285K	\$281K
20 September, 2015	100 Golfhaven Dr, Toronto	Detached	3	3	7	\$499K	\$575K
	2520, 88 Corporate Dr, Toronto	Condo	1	1	20	\$248K	\$237K
21 September, 2015	4 Bridlington St, Toronto	Detached	4	2	7	\$599K	\$715K
	1501, 68 Grangeway Ave, Toronto	Condo	2	1	14	\$244K	\$232K
22 September, 2015	518 Bellamy Rd, Toronto	Detached	3	2	2	\$520K	\$550K
	Ph108, 8 Lee Centre Dr, Toronto	Condo	2	2	38	\$280K	\$260K
23 September, 2015	18 Burrige Rd, Toronto	Detached	4	2	9	\$650K	\$672K
	18 Stonehenge Cres, Toronto	Detached	3	2	16	\$525K	\$505K
	49 Acre Heights Cres, Toronto	Detached	3	2	12	\$669K	\$650K
	1602, 38 Lee Centre Dr, Toronto	Condo	1	1	34	\$249K	\$243K
24 September, 2015	19 Shoreland Cres, Toronto	Detached	3	2	14	\$529K	\$560K

Data

Month, Day, Year of Sold Date	Address1	Property Type	Bedrooms	Washrooms	Days on the Market	List Price	Sold Price
24 September, 2015	45 Baybrook Cres, Toronto	Detached	3	2	9	\$630K	\$630K
	56 Dolly Varden Blvd, Toronto	Detached	3	2	17	\$580K	\$545K
25 September, 2015	1629, 68 Corporate Dr, Toronto	Condo	1	2	40	\$280K	\$281K
27 September, 2015	16 Nightingale Pl, Toronto	Detached	5	3	13	\$550K	\$552K
	702 Brimorton Dr, Toronto	Detached	3	2	13	\$589K	\$600K
	3215, 38 Lee Centre Dr, Toronto	Condo	1	1	23	\$232K	\$228K
28 September, 2015	830, 68 Corporate Dr, Toronto	Condo	1	2	6	\$289K	\$295K
	907, 8 Lee Centre Dr, Toronto	Condo	2	2	20	\$299K	\$292K
	2106, 11 Lee Centre Dr, Toronto	Condo	1	1	32	\$249K	\$249K
30 September, 2015	2001, 68 Grangeway Ave, Toronto	Condo	2	1	16	\$248K	\$243K
1 October, 2015	1020, 88 Corporate Dr, Toronto	Condo	1	1	57	\$233K	\$228K
	2713, 88 Corporate Dr, Toronto	Condo	1	2	3	\$335K	\$331K
4 October, 2015	1805, 38 Lee Centre Dr, Toronto	Condo	1	1	34	\$245K	\$237K
	2511, 11 Lee Centre Dr, Toronto	Condo	1	2	56	\$280K	\$275K
5 October, 2015	10 Stonehenge Cres, Toronto	Detached	3	2	4	\$469K	\$500K
	51 Highcourt Cres, Toronto	Detached	4	2	7	\$595K	\$620K
	113 Pegasus Tr, Toronto	Detached	3	3	8	\$670K	\$701K
	2006, 8 Lee Centre Dr, Toronto	Condo	2	3	56	\$348K	\$340K
	2008, 88 Grangeway Ave, Toronto	Condo	2	2	59	\$419K	\$415K
6 October, 2015	17 Degrey Crt, Toronto	Detached	3	3	28	\$610K	\$595K
	309, 18 Lee Centre Dr, Toronto	Condo	1	2	24	\$319K	\$318K
	1110, 11 Lee Centre Dr, Toronto	Condo	1	2	23	\$319K	\$298K
	1201, 88 Corporate Dr, Toronto	Condo	1	1	26	\$230K	\$227K
7 October, 2015	43 Hiscock Blvd, Toronto	Detached	3	1	6	\$498K	\$515K
	1509, 88 Grangeway Ave, Toronto	Condo	2	2	38	\$365K	\$360K
8 October, 2015	61 Grassington Cres, Toronto	Detached	3	1	28	\$550K	\$540K
	1913, 88 Corporate Dr, Toronto	Condo	1	2	19	\$345K	\$330K
	3309, 36 Lee Centre Dr, Toronto	Condo	2	2	14	\$300K	\$291K

Data

Month, Day, Year of Sold Date	Address1	Property Type	Bedrooms	Washrooms	Days on the Market	List Price	Sold Price
9 October, 2015	25 Linville Rd, Toronto	Detached	3	4	5	\$649K	\$656K
	183 Hiscock Blvd, Toronto	Detached	3	2	2	\$497K	\$510K
12 October, 2015	26 Ensign Pl, Toronto	Detached	3	3	7	\$670K	\$710K
	34 Eastpark Blvd, Toronto	Detached	3	2	12	\$660K	\$638K
	2007, 36 Lee Centre Dr, Toronto	Condo	2	2	4	\$300K	\$292K
13 October, 2015	803, 88 Grangeway Ave, Toronto	Condo	2	2	8	\$350K	\$345K
14 October, 2015	40 Dolly Varden Blvd, Toronto	Detached	3	3	18	\$600K	\$586K
	54 Ladysbridge Dr, Toronto	Detached	3	2	15	\$500K	\$500K
	96 Thornbeck Dr, Toronto	Detached	3	4	35	\$659K	\$623K
15 October, 2015	8 Sunderland Cres, Toronto	Detached	3	2	38	\$625K	\$617K
	28 Wantanopa Cres, Toronto	Detached	3	2	14	\$600K	\$675K
	2815, 36 Lee Centre Dr, Toronto	Condo	2	1	52	\$240K	\$231K
16 October, 2015	31 Mid Pines Rd, Toronto	Detached	3	2	10	\$500K	\$521K
17 October, 2015	10 Golfhaven Dr, Toronto	Detached	3	2	34	\$500K	\$487K
	1108, 11 Lee Centre Dr, Toronto	Condo	1	1	45	\$224K	\$216K
	3306, 36 Lee Centre Dr, Toronto	Condo	2	1	13	\$245K	\$240K
18 October, 2015	3310, 38 Lee Centre Dr, Toronto	Condo	1	1	26	\$268K	\$256K
19 October, 2015	2 Sandhurst Gate, Toronto	Detached	3	2	16	\$559K	\$550K
	21 Benlight Cres, Toronto	Detached	3	2	11	\$560K	\$546K
	39 Benary Cres, Toronto	Detached	3	3	1	\$480K	\$532K
20 October, 2015	24 Pandora Circ, Toronto	Detached	3	2	15	\$400K	\$405K
	115 Brantwood Dr, Toronto	Detached	4	3	7	\$565K	\$605K
	1833, 68 Corporate Dr, Toronto	Condo	1	2	32	\$320K	\$313K
21 October, 2015	138, 21 Livonia Pl, Toronto	Townhouse	4	3	2	\$320K	\$315K
	871 Scarborough Golf Clu Rd, Toronto	Detached	3	2	7	\$500K	\$495K
22 October, 2015	41 Calumet Cres, Toronto	Detached	3	3	5	\$700K	\$699K
	89 Brantwood Dr, Toronto	Detached	3	2	21	\$649K	\$635K
	Ph202, 1 Lee Centre Dr, Toronto	Condo	1	2	49	\$279K	\$272K

Data

Month, Day, Year of Sold Date	Address1	Property Type	Bedrooms	Washrooms	Days on the Market	List Price	Sold Price
24 October, 2015	2535, 68 Corporate Dr, Toronto	Condo	1	1	31	\$233K	\$229K
25 October, 2015	6 Benadair Crt, Toronto	Detached	3	2	35	\$525K	\$472K
	1811, 11 Lee Centre Dr, Toronto	Condo	1	2	11	\$285K	\$284K
26 October, 2015	910, 88 Grangeway Ave, Toronto	Condo	2	1	27	\$252K	\$247K
	1605, 8 Lee Centre Dr, Toronto	Condo	2	2	36	\$269K	\$259K
	1901, 11 Lee Centre Dr, Toronto	Condo	1	1	57	\$227K	\$220K
27 October, 2015	2215, 38 Lee Centre Dr, Toronto	Condo	1	1	7	\$248K	\$245K
28 October, 2015	51 Abbeville Rd, Toronto	Semi-Detached	3	2	4	\$420K	\$451K
	512, 68 Grangeway Ave, Toronto	Condo	2	2	44	\$301K	\$295K
	929, 68 Corporate Dr, Toronto	Condo	1	2	40	\$300K	\$295K
	1503, 11 Lee Centre Dr, Toronto	Condo	1	1	12	\$255K	\$252K
	1806, 8 Lee Centre Dr, Toronto	Condo	2	3	30	\$335K	\$325K
	2022, 68 Corporate Dr, Toronto	Condo	1	2	54	\$315K	\$275K
	2723, 68 Corporate Dr, Toronto	Condo	1	1	42	\$224K	\$220K
29 October, 2015	6 Willsteven Cres, Toronto	Detached	2	2	21	\$479K	\$475K
30 October, 2015	32 Stonehenge Cres, Toronto	Detached	3	4	27	\$649K	\$608K
	312, 1 Lee Centre Dr, Toronto	Condo	1	2	16	\$299K	\$290K
	816, 8 Lee Centre Dr, Toronto	Condo	2	1	17	\$229K	\$220K
2 November, 2015	6 Ben Nevis Dr, Toronto	Detached	3	2	9	\$600K	\$597K
4 November, 2015	61 Alpaca Dr, Toronto	Detached	3	2	31	\$589K	\$577K
	115 Golfhaven Dr, Toronto	Detached	3	2	13	\$590K	\$548K
	1702, 11 Lee Centre Dr, Toronto	Condo	1	2	38	\$277K	\$274K
5 November, 2015	29 Alpaca Dr, Toronto	Detached	3	2	10	\$650K	\$620K
	84 Confederation Dr, Toronto	Detached	3	2	8	\$525K	\$585K
	1701, 8 Lee Centre Dr, Toronto	Condo	2	1	4	\$225K	\$225K
	1707, 11 Lee Centre Dr, Toronto	Condo	1	2	18	\$300K	\$288K
7 November, 2015	117 Merkley Sq, Toronto	Detached	3	3	9	\$499K	\$499K
8 November, 2015	1230, 68 Corporate Dr, Toronto	Condo	1	2	4	\$309K	\$303K

Data

Month, Day, Year of Sold Date	Address1	Property Type	Bedrooms	Washrooms	Days on the Market	List Price	Sold Price
9 November, 2015	20 Denver Pl, Toronto	Detached	3	2	14	\$600K	\$575K
	40 Calumet Cres, Toronto	Detached	3	2	6	\$499K	\$565K
10 November, 2015	33 Six Nations Ave, Toronto	Detached	5	2	127	\$579K	\$577K
12 November, 2015	8 Hogan Dr, Toronto	Detached	3	2	14	\$560K	\$536K
	14 Delawana Dr, Toronto	Detached	5	2	12	\$580K	\$610K
	34 Stevenwood Rd, Toronto	Detached	3	2	14	\$769K	\$773K
	1011, 11 Lee Centre Dr, Toronto	Condo	1	2	16	\$289K	\$311K
	2313, 88 Corporate Dr, Toronto	Condo	1	2	100	\$335K	\$326K
	2328, 68 Corporate Dr, Toronto	Condo	1	2	34	\$260K	\$256K
15 November, 2015	1208, 68 Grangeway Ave, Toronto	Condo	2	2	14	\$300K	\$307K
	1512, 68 Grangeway Ave, Toronto	Condo	2	2	75	\$315K	\$310K
16 November, 2015	31 Firth Cres, Toronto	Detached	3	2	8	\$529K	\$519K
	712, 18 Lee Centre Dr, Toronto	Condo	1	2	16	\$300K	\$292K
17 November, 2015	29 Benleigh Dr, Toronto	Detached	3	2	26	\$578K	\$563K
	1002, 11 Lee Centre Dr, Toronto	Condo	1	2	16	\$278K	\$272K
18 November, 2015	28 Highcourt Cres, Toronto	Detached	3	2	29	\$638K	\$600K
19 November, 2015	6 Delawana Dr, Toronto	Detached	3	2	165	\$580K	\$550K
	8 Minos Cres, Toronto	Detached	3	2	16	\$599K	\$582K
20 November, 2015	36 Alanbury Cres, Toronto	Detached	4	3	9	\$479K	\$647K
21 November, 2015	18 Benadair Crt, Toronto	Detached	4	2	12	\$580K	\$572K
	31 Golfhaven Dr, Toronto	Detached	3	2	17	\$519K	\$511K
	68 Chandler Dr, Toronto	Detached	3	2		\$589K	\$535K
22 November, 2015	48 Pendle Hill Crt, Toronto	Semi-Detached	4	2	5	\$500K	\$532K
	173 Sedgemount Dr, Toronto	Detached	3	2	12	\$575K	\$590K
	2520, 88 Corporate Dr, Toronto	Condo	1	1		\$240K	\$237K
23 November, 2015	111 Golfhaven Dr, Toronto	Detached	3	2	5	\$500K	\$532K
	2207, 36 Lee Centre Dr, Toronto	Condo	2	2	26	\$300K	\$278K
24 November, 2015	1 Rutter Gate, Toronto	Detached	3	2	30	\$560K	\$525K

Data

Month, Day, Year of Sold Date	Address1	Property Type	Bedrooms	Washrooms	Days on the Market	List Price	Sold Price
24 November, 2015	31 Par Ave, Toronto	Detached	3	3	15	\$529K	\$529K
	#1707, 8 Lee Centre Dr, Toronto	Condo	2	2	27	\$269K	\$261K
25 November, 2015	154 Sedgemount Dr, Toronto	Detached	3	1	7	\$420K	\$450K
	1710, 88 Grangeway Ave, Toronto	Condo	2	1	79	\$254K	\$250K
	3209, 38 Lee Centre Dr, Toronto	Condo	1	2	21	\$289K	\$279K
26 November, 2015	708, 11 Lee Centre Dr, Toronto	Condo	1	1	32	\$225K	\$220K
	710, 38 Lee Centre Dr, Toronto	Condo	1	1	25	\$238K	\$234K
	Ph501, 36 Lee Centre Dr, Toronto	Condo	2	2	76	\$355K	\$343K
28 November, 2015	165 Hiscock Blvd, Toronto	Detached	4	4	4	\$649K	\$680K
29 November, 2015	2321, 68 Corporate Dr, Toronto	Condo	1	2	33	\$280K	\$279K
30 November, 2015	12 Lucerne Crt, Toronto	Detached	3	2	19	\$590K	\$579K
	30 Six Nations Ave, Toronto	Detached	3	2	39	\$550K	\$526K
	35 Greenock Ave, Toronto	Detached	3	2	5	\$477K	\$532K
	609, 38 Lee Centre Dr, Toronto	Condo	1	2	91	\$277K	\$270K
1 December, 2015	5 Aveline Cres, Toronto	Detached	4	2	8	\$625K	\$653K
2 December, 2015	35 Gaiety Dr, Toronto	Detached	3	2	17	\$630K	\$605K
3 December, 2015	202, 88 Grangeway Ally, Toronto	Condo	2	1	26	\$280K	\$275K
5 December, 2015	30 Janray Dr, Toronto	Detached	3	2	26	\$576K	\$530K
	1126, 68 Corporate Dr, Toronto	Condo	1	2	11	\$359K	\$341K
6 December, 2015	906, 36 Lee Centre Dr, Toronto	Condo	2	1	13	\$245K	\$245K
7 December, 2015	47 Densgrove Rd, Toronto	Detached	3	2	17	\$580K	\$550K
	118 Kirker Ave, Toronto	Detached	3	2	7	\$489K	\$475K
	2211, 36 Lee Centre Dr, Toronto	Condo	2	2	25	\$288K	\$282K
8 December, 2015	86 Merkley Sq, Toronto	Detached	4	3	6	\$549K	\$650K
	1903, 68 Grangeway Ave, Toronto	Condo	2	2	29	\$318K	\$305K
9 December, 2015	12 Benlight Cres, Toronto	Detached	3	2	7	\$649K	\$649K
	65 Bakerton Dr, Toronto	Semi-Detached	3	2	36	\$525K	\$508K
	705, 1 Lee Centre Dr, Toronto	Condo	1	2	23	\$299K	\$295K

Data

Month, Day, Year of Sold Date	Address1	Property Type	Bedrooms	Washrooms	Days on the Market	List Price	Sold Price
9 December, 2015	1719, 88 Corporate Dr, Toronto	Condo	1	1	23	\$240K	\$230K
10 December, 2015	54 Sundance Cres, Toronto	Detached	3	2	13	\$590K	\$580K
	115 Marcella St, Toronto	Detached	3	2	24	\$499K	\$485K
	806, 88 Grangeway Ave, Toronto	Condo	2	1	35	\$250K	\$238K
	1608, 36 Lee Centre Dr, Toronto	Condo	2	1	17	\$249K	\$245K
12 December, 2015	3009, 36 Lee Centre Dr, Toronto	Condo	2	2	24	\$285K	\$283K
14 December, 2015	43 Benlight Cres, Toronto	Detached	3	1	5	\$440K	\$526K
	64 Marcella St, Toronto	Detached	3	3	7	\$500K	\$580K
	3006, 88 Grangeway Ave, Toronto	Condo	2	2	70	\$600K	\$580K
15 December, 2015	14 Albacore Cres, Toronto	Detached	4	2	20	\$600K	\$590K
	1208, 36 Lee Centre Dr, Toronto	Condo	2	1	30	\$242K	\$235K
16 December, 2015	Ph205, 18 Lee Centre Dr, Toronto	Condo	1	3	76	\$395K	\$375K
17 December, 2015	29 Angora St, Toronto	Detached	3	2	1	\$590K	\$580K
18 December, 2015	19 Wantanopa Cres, Toronto	Detached	3	2	5	\$550K	\$615K
19 December, 2015	34 Clementine Sq, Toronto	Detached	3	2	3	\$599K	\$612K
	907, 11 Lee Centre Dr, Toronto	Condo	1	2	47	\$279K	\$276K
20 December, 2015	3305, 36 Lee Centre Dr, Toronto	Condo	2	1	10	\$210K	\$201K
21 December, 2015	35 Sharbot Ave, Toronto	Detached	3	2	20	\$600K	\$605K
	2305, 11 Lee Centre Dr, Toronto	Condo	1	1	27	\$230K	\$224K
22 December, 2015	68 Grangeway Ave, Toronto	Condo	2	1	35	\$255K	\$255K
	601, 11 Lee Centre Dr, Toronto	Condo	1	1	22	\$220K	\$216K
23 December, 2015	603, 11 Lee Centre Dr, Toronto	Condo	1	1	16	\$250K	\$248K
	2106, 36 Lee Centre Dr, Toronto	Condo	2	1	34	\$255K	\$250K
26 December, 2015	1902, 18 Lee Centre Dr, Toronto	Condo	1	2	55	\$320K	\$309K
29 December, 2015	27 Barlow Rd, Toronto	Detached	2	2	9	\$550K	\$570K
	1011, 36 Lee Centre Dr, Toronto	Condo	2	1	35	\$225K	\$220K
	1125, 68 Corporate Dr, Toronto	Condo	1	2	44	\$365K	\$356K
3 January, 2016	1807, 88 Grangeway Ave, Toronto	Condo	2	2	47	\$330K	\$328K

Data

Month, Day, Year of Sold Date	Address1	Property Type	Bedrooms	Washrooms	Days on the Market	List Price	Sold Price
3 January, 2016	2307, 11 Lee Centre Dr, Toronto	Condo	1	2	42	\$285K	\$280K
4 January, 2016	1827, 68 Corporate Dr, Toronto	Condo	1	1	56	\$224K	\$213K
5 January, 2016	27 Wantanopa Cres, Toronto	Detached	3	3	35	\$619K	\$629K
8 January, 2016	2402, 88 Corporate Dr, Toronto	Condo	1	2	117	\$330K	\$317K
9 January, 2016	3 Burridge Rd, Toronto	Detached	3	2	6	\$550K	\$601K
	#1608, 1 Lee Centre Dr, Toronto	Condo	1	1	2	\$239K	\$240K
10 January, 2016	2006, 1 Lee Centre Dr, Toronto	Condo	1	2	3	\$280K	\$291K
11 January, 2016	605, 36 Lee Centre Dr, Toronto	Condo	2	1	29	\$203K	\$191K
	2308, 36 Lee Centre Dr, Toronto	Condo	2	1		\$250K	\$249K
14 January, 2016	1612, 68 Grangeway Ave, Toronto	Condo	2	2	9	\$320K	\$313K
17 January, 2016	22 Janray Dr, Toronto	Detached	3	2	20	\$499K	\$586K
	1811, 36 Lee Centre Dr, Toronto	Condo	2	1	45	\$255K	\$248K
	Th301, 36 Lee Centre Dr, Toronto	Condo	2	2	41	\$289K	\$279K
18 January, 2016	29 Shier Dr, Toronto	Detached	3	2	7	\$558K	\$586K
	62 Landfair Cres, Toronto	Detached	4	2	5	\$625K	\$625K
19 January, 2016	19 Benlight Cres, Toronto	Detached	5	2	6	\$585K	\$660K
	20 Samson Cres, Toronto	Detached	3	2	1	\$550K	\$575K
21 January, 2016	21 Shoreland Cres	Detached	3	2	14	\$500K	\$595K
	25 Peking Rd	Detached	3	2	0	\$549K	\$530K
	1512, 36 Lee Centre Dr	Condo	1	1	32	\$209K	\$210K
22 January, 2016	613, 1 Lee Centre Dr	Condo	1	1	16	\$240K	\$235K
	915, 36 Lee Centre Dr	Condo	1	1	53	\$240K	\$237K
	1227, 68 Corporate Dr	Condo	1	1	63	\$249K	\$240K
25 January, 2016	12 Greenock Ave	Detached	3	1	7	\$510K	\$550K
	77 Portico Dr	Detached	3	2	6	\$599K	\$645K
26 January, 2016	239, 68 Corporate Dr	Condo	2	2	56	\$339K	\$320K
	2531, 68 Corporate Dr	Condo	1	1	21	\$237K	\$230K
29 January, 2016	1712, 18 Lee Centre Dr	Condo	3	2	23	\$317K	\$310K

Data

Month, Day, Year of Sold Date	Address1	Property Type	Bedrooms	Washrooms	Days on the Market	List Price	Sold Price
29 January, 2016	2112, 8 Lee Centre Dr	Condo	1	1	28	\$235K	\$230K
30 January, 2016	1036, 68 Corporate Dr	Condo	2	2	8	\$359K	\$351K
1 February, 2016	192 Brimorton Dr	Detached	3	2	13	\$690K	\$670K
2 February, 2016	25 Acre Heights Cres	Detached	3	2	1	\$600K	\$666K
3 February, 2016	3039, 68 Corporate Dr	Condo	2	2	16	\$358K	\$353K
4 February, 2016	1015, 1 Lee Centre Dr	Condo	1	1	10	\$238K	\$231K
5 February, 2016	103 Silurian Rd	Other	3	2	1	\$439K	\$420K
	305, 88 Corporate Dr	Condo	2	2	17	\$299K	\$300K
	511, 8 Lee Centre Dr	Condo	2	2	37	\$250K	\$245K
6 February, 2016	5 Lisa Rd	Detached	3	2	30	\$475K	\$460K
7 February, 2016	2005, 8 Lee Centre Dr	Condo	3	2	2	\$310K	\$308K
8 February, 2016	14 Misthollow Sq	Detached	3	2	5	\$499K	\$605K
	24 Bellechasse St	Detached	3	2	7	\$580K	\$641K
	325 Painted Post Dr	Detached	3	2	8	\$550K	\$571K
	602, 68 Grangeway Ave	Condo	1	2	13	\$269K	\$262K
9 February, 2016	2830, 68 Corporate Dr	Condo	2	2	35	\$320K	\$305K
10 February, 2016	17 Susan St	Detached	4	2	124	\$649K	\$610K
	79 Mountland Dr	Detached	3	2	12	\$599K	\$588K
	3212, 38 Lee Centre Dr	Condo	2	1	22	\$269K	\$267K
12 February, 2016	26 Aveline Cres	Detached	3	2	8	\$700K	\$773K
	479 Brimorton Dr	Detached	3	2	15	\$650K	\$646K
14 February, 2016	609, 36 Lee Centre Dr	Condo	2	2	13	\$297K	\$285K
15 February, 2016	607, 8 Lee Centre Dr	Condo	2	2	20	\$267K	\$265K
	1507, 8 Lee Centre Dr	Condo	3	2	23	\$329K	\$313K
16 February, 2016	Ph102, 8 Lee Centre Dr	Condo	2	3	132	\$318K	\$300K
17 February, 2016	17 Alpaca Dr	Detached	4	2	6	\$700K	\$775K
19 February, 2016	30 Benary Cres	Detached	3	2	2	\$530K	\$529K
	901, 11 Lee Centre Dr	Condo	1	1	17	\$224K	\$224K

Data

Month, Day, Year of Sold Date	Address1	Property Type	Bedrooms	Washrooms	Days on the Market	List Price	Sold Price
20 February, 2016	1908, 68 Grangeway Ave	Condo	2	2	72	\$320K	\$305K
21 February, 2016	96 Banmoor Blvd	Detached	4	3	87	\$800K	\$768K
22 February, 2016	68 Marcella St	Detached	3	2	45	\$560K	\$555K
	699 Brimorton Dr	Detached	3	2	10	\$599K	\$665K
	1103, 1 Lee Centre Dr	Condo	2	2	23	\$276K	\$275K
	Ph302, 1 Lee Centre Dr	Condo	2	2	11	\$285K	\$274K
23 February, 2016	306, 452 Scarborough Golf Clu Rd	Condo	2	2	64	\$250K	\$245K
	352 Painted Post Dr	Detached	3	2	12	\$550K	\$570K
24 February, 2016	8 Greenock Ave	Detached	3	2	40	\$610K	\$586K
	14 Brewton Rd	Detached	3	2	5	\$600K	\$660K
25 February, 2016	31 Ben Stanton Blvd	Detached	3	2	8	\$549K	\$580K
26 February, 2016	64 Northfield Rd	Detached	4	2	21	\$600K	\$590K
	106 Orton Park Rd	Detached	3	2	25	\$579K	\$575K
29 February, 2016	26 Earlthorpe Cres	Semi-Detached	3	2	6	\$529K	\$577K
1 March, 2016	20 Delawana Dr	Detached	3	2	17	\$570K	\$586K
2 March, 2016	135, 68 Corporate Dr	Condo	1	1	20	\$212K	\$228K
3 March, 2016	2026, 68 Corporate Dr	Condo	2	2	17	\$366K	\$355K
4 March, 2016	14 Hogan Dr	Detached	3	4	10	\$599K	\$656K
	28 Peking Rd	Detached	3	1	9	\$525K	\$530K
	794 Scarborough Golf Clu Rd	Detached	3	3	32	\$599K	\$610K
7 March, 2016	2607, 38 Lee Centre Dr	Condo	2	2	25	\$318K	\$299K
	Ph309, 8 Lee Centre Dr	Other	2	2	108	\$298K	\$281K
8 March, 2016	1903, 36 Lee Centre Dr	Condo	2	1	0	\$260K	\$257K
9 March, 2016	37 Gondola Cres	Detached	4	2	8	\$440K	\$520K
10 March, 2016	21 Pegasus Tr	Detached	3	2	6	\$560K	\$625K
	1603, 88 Corporate Dr	Condo	2	2	25	\$359K	\$355K
	1616, 36 Lee Centre Dr	Condo	1	1	18	\$245K	\$242K
11 March, 2016	112 Pegasus Tr	Detached	4	2	1	\$648K	\$665K

Data

Month, Day, Year of Sold Date	Address1	Property Type	Bedrooms	Washrooms	Days on the Market	List Price	Sold Price
12 March, 2016	783 Scarborough Golf Clu Rd	Detached	3	2	9	\$629K	\$615K
13 March, 2016	82 Rochman Blvd	Semi-Detached	3	3	1	\$500K	\$553K
14 March, 2016	1 Jeffton Cres	Detached	3	2	6	\$600K	\$725K
	21 Abbeville Rd	Detached	3	2	26	\$599K	\$595K
	42 Dolly Varden Blvd	Detached	3	2	2	\$639K	\$639K
15 March, 2016	1110, 36 Lee Centre Dr	Condo	1	1	28	\$215K	\$210K
	1606, 18 Lee Centre Dr	Condo	3	2	12	\$318K	\$316K
16 March, 2016	25 Susan St	Detached	3	2	8	\$666K	\$660K
17 March, 2016	733, 68 Corporate Dr	Condo	2	2	16	\$359K	\$356K
	1702, 88 Corporate Dr	Condo	2	2	20	\$300K	\$296K
18 March, 2016	10 Wonderland Dr	Detached	3	2	6	\$599K	\$653K
	88 Shoredale Dr	Detached	3	3	37	\$675K	\$635K
	712, 11 Lee Centre Dr	Condo	2	2	127	\$299K	\$286K
	1208, 88 Grangeway Ave	Condo	2	2	51	\$420K	\$405K
20 March, 2016	1203, 11 Lee Centre Dr	Condo	2	1	47	\$269K	\$268K
21 March, 2016	1101, 1275 Markham Rd N	Condo	3	2	14	\$230K	\$230K
22 March, 2016	69 Golfhaven Dr	Detached	3	2	9	\$520K	\$590K
	106 Orton Park Rd	Detached	3	2	17	\$579K	\$572K
23 March, 2016	87 Shier Dr	Detached	2	2	14	\$556K	\$553K
	2711, 88 Corporate Dr	Condo	2	2	12	\$329K	\$318K
24 March, 2016	7 Willsteven Dr	Detached	3	2	8	\$590K	\$605K
	414, 88 Corporate Dr	Condo	2	2	34	\$345K	\$325K
	1216, 11 Lee Centre Dr	Condo	1	1	6	\$230K	\$236K
	2115, 68 Grangeway Ave	Condo	1	1	8	\$275K	\$270K
25 March, 2016	23 Sharbot Ave	Detached	3	3	8	\$629K	\$641K
	2119, 88 Corporate Dr	Condo	1	1	15	\$258K	\$250K
27 March, 2016	Ph206, 38 Lee Centre Dr	Condo	2	2	10	\$385K	\$377K
28 March, 2016	38 Jeffton Cres	Detached	3	2	11	\$600K	\$660K

Data

Month, Day, Year of Sold Date	Address1	Property Type	Bedrooms	Washrooms	Days on the Market	List Price	Sold Price
30 March, 2016	21 Peking Rd	Detached	3	2	18	\$600K	\$605K
	71 Pandora Circ	Detached	3	2	1	\$679K	\$674K
31 March, 2016	9 Chancellor Dr	Other		0	15	\$389K	\$435K
	34 Jeffton Cres	Detached	3	2	10	\$570K	\$587K
	58 Hiscock Blvd	Detached	3	2	8	\$599K	\$635K
	402 Brimorton Dr	Detached	3	2	8	\$600K	\$660K
	510, 38 Lee Centre Dr	Condo	1	1	17	\$235K	\$230K
	2227, 68 Corporate Dr	Condo	1	1	12	\$258K	\$258K
	3229, 68 Corporate Dr	Condo	2	2	17	\$298K	\$296K
	Ph110, 1 Lee Centre Dr	Condo	2	2	17	\$285K	\$285K
1 April, 2016	118 Janray Dr	Detached	3	2	10	\$600K	\$590K
2 April, 2016	897 Brimorton Dr E	Detached	3	3	5	\$600K	\$670K
3 April, 2016	1 Rutter Gate	Detached	3	3	10	\$649K	\$665K
	120 Merkley Sq	Detached	3	2	5	\$550K	\$625K
4 April, 2016	4 Felicity Dr, Toronto	Detached	4	3	47	\$700K	\$685K
	73 Shoredale Dr	Detached	4	3	18	\$680K	\$680K
	135 Porchester Dr	Detached	3	1	6	\$529K	\$550K
	872 Scarborough Golf Clu Rd	Detached	3	3	3	\$630K	\$710K
5 April, 2016	17 Greenock Ave	Detached	3	3	8	\$599K	\$665K
	916, 38 Lee Centre Dr	Condo	1	1	4	\$249K	\$249K
	1216, 38 Lee Centre Dr	Condo	1	1	16	\$252K	\$248K
6 April, 2016	803, 8 Lee Centre Dr	Condo	2	2	9	\$275K	\$262K
7 April, 2016	53 Banmoor Blvd	Detached	3	2	8	\$600K	\$644K
	2111, 18 Lee Centre Dr	Condo	2	2	3	\$319K	\$310K
8 April, 2016	8 Gaitwin Pl	Detached	3	2	22	\$640K	\$620K
	11 Blakemanor Blvd	Detached	3	2	4	\$500K	\$550K
9 April, 2016	6 Norwalk St	Detached	3	2	7	\$650K	\$680K
	Ph102, 36 Lee Centre Dr N	Condo	2	2	16	\$360K	\$360K

Data

Month, Day, Year of Sold Date	Address1	Property Type	Bedrooms	Washrooms	Days on the Market	List Price	Sold Price
10 April, 2016	38 Chestermere Blvd	Detached	3	3	4	\$599K	\$620K
	2810, 38 Lee Centre Dr	Condo	2	1	1	\$270K	\$267K
11 April, 2016	78 Brantwood Dr	Detached	3	2	3	\$540K	\$587K
	482 Scarborough Golf Clu Rd	Detached	3	2	10	\$580K	\$585K
	913, 1 Lee Centre Dr	Condo	1	1	10	\$246K	\$247K
	2212, 88 Corporate Dr	Condo	1	1	19	\$269K	\$269K
12 April, 2016	4 Van Allan Rd	Semi-Detached	4	3	1	\$525K	\$530K
	39 Porchester Dr	Semi-Detached	3	2	0	\$500K	\$540K
	1611, 18 Lee Centre Dr	Condo	2	2	16	\$279K	\$275K
	2111, 36 Lee Centre Dr	Condo	2	2	20	\$300K	\$297K
13 April, 2016	189 Bellamy Rd N	Detached	3	2	14	\$800K	\$770K
14 April, 2016	8 Six Nations Ave	Detached	3	3	1	\$599K	\$685K
	14 Lakeland Cres	Detached	3	3	3	\$540K	\$530K
	1202, 18 Lee Centre Dr	Condo	3	2	3	\$320K	\$330K
15 April, 2016	1403, 88 Corporate Dr	Condo	2	2	21	\$300K	\$294K
16 April, 2016	17 Minos Cres	Detached	3	3	11	\$779K	\$763K
17 April, 2016	87 Porchester Dr	Semi-Detached	3	2	8	\$500K	\$530K
18 April, 2016	15 Banmoor Blvd	Detached	4	2	7	\$700K	\$777K
	16 Brewton Rd	Detached	4	4	5	\$650K	\$732K
19 April, 2016	7 Bailey Cres	Detached	3	2	7	\$530K	\$663K
	387 Painted Post Dr	Detached	3	2	3	\$589K	\$605K
	1104, 1275 Markham Rd	Condo	3	2	6	\$230K	\$224K
	1716, 68 Grangeway Ave	Condo	1	1	4	\$260K	\$255K
20 April, 2016	22 Sharbot Ave	Detached	3	2	9	\$600K	\$638K
	116 Janray Dr	Detached	3	2	9	\$600K	\$610K
	1807, 36 Lee Centre Dr	Condo	2	2	2	\$306K	\$306K
	1921, 68 Corporate Dr	Condo	2	2	12	\$329K	\$318K
	2803, 38 Lee Centre Dr	Condo	2	2	77	\$330K	\$318K

Data

Month, Day, Year of Sold Date	Address1	Property Type	Bedrooms	Washrooms	Days on the Market	List Price	Sold Price
21 April, 2016	937 Scarborough Golf Clu Rd	Detached	3	2	1	\$525K	\$630K
	1906, 88 Grangeway Ave	Condo	1	1	13	\$285K	\$278K
	2509, 38 Lee Centre Dr	Condo	2	2	3	\$315K	\$308K
22 April, 2016	307, 8 Lee Centre Dr	Condo	2	2	9	\$275K	\$281K
	1713, 8 Lee Centre Dr	Condo	1	1	28	\$245K	\$233K
	1915, 88 Corporate Dr	Condo	1	1	1	\$260K	\$265K
23 April, 2016	818, 88 Corporate Dr	Condo	1	1	2	\$260K	\$263K
	1716, 38 Lee Centre Dr	Condo	1	1	15	\$268K	\$258K
25 April, 2016	2 Janray Dr	Detached	3	2	4	\$598K	\$619K
	26 Armada Crt	Detached	3	3	6	\$660K	\$675K
	2003, 68 Grangeway Ave	Condo	2	2	11	\$340K	\$334K
26 April, 2016	26 Sedgemount Dr	Detached	3	2	8	\$668K	\$745K
	162 Pandora Circ	Detached	3	5	7	\$589K	\$753K
	303, 68 Grangeway Ave	Condo	2	2	11	\$334K	\$335K
27 April, 2016	697 Brimorton Dr	Detached	3	2	49	\$725K	\$710K
	903 Brimorton Dr	Detached	3	2	10	\$500K	\$500K
28 April, 2016	10 Bluefin Cres	Detached	3	2	1	\$650K	\$640K
	79 Samson Cres	Detached	3	2	7	\$549K	\$620K
29 April, 2016	1520, 88 Corporate Dr	Condo	1	1	14	\$260K	\$265K
30 April, 2016	616, 68 Grangeway Ave	Condo	1	1	9	\$259K	\$256K
1 May, 2016	6 Highcourt Cres	Detached	5	4	13	\$769K	\$801K
	536, 68 Corporate Dr	Condo	2	2	2	\$365K	\$365K
2 May, 2016	18 Blakemanor Blvd	Detached	3	2	13	\$639K	\$639K
	24 Shoreland Cres	Detached	3	2	26	\$609K	\$598K
	159 Lynnbrook Dr	Detached	4	3	4	\$739K	\$790K
	346 Painted Post Dr	Detached	3	3	10	\$648K	\$746K
	1202, 1 Lee Centre Dr	Condo	1	1	17	\$240K	\$237K
3 May, 2016	7 Highcourt Cres	Detached	3	2	6	\$600K	\$725K

Data

Month, Day, Year of Sold Date	Address1	Property Type	Bedrooms	Washrooms	Days on the Market	List Price	Sold Price
3 May, 2016	26 Golfhaven Dr	Detached	3	1	7	\$500K	\$569K
	80 Pandora Circ	Detached	3	2	4	\$500K	\$550K
	2109, 38 Lee Centre Dr	Condo	2	2	41	\$299K	\$300K
4 May, 2016	16 Pandora Circ	Detached	3	2	7	\$600K	\$712K
	21 Northfield Rd	Detached	3	2	23	\$563K	\$558K
	103 Silurian Rd	Semi-Detached	3	2	5	\$529K	\$563K
	204 Confederation Dr	Detached	4	4	0	\$650K	\$645K
5 May, 2016	4 Baybrook Cres	Detached	3	2	0	\$740K	\$725K
	9 Bellechasse St	Detached	3	3	5	\$690K	\$716K
	707, 88 Corporate Dr	Condo	2	2	50	\$315K	\$280K
	905 Brimorton Dr	Detached	3	2	9	\$549K	\$557K
	1810, 8 Lee Centre Dr	Condo	2	2	14	\$275K	\$278K
6 May, 2016	3 Gaiety Dr	Detached	4	3	10	\$849K	\$810K
	2203, 88 Corporate Dr	Condo	2	2	28	\$369K	\$350K
7 May, 2016	61 Grassington Cres	Detached	3	2	7	\$640K	\$750K
8 May, 2016	20 Blakemanor Blvd	Detached	3	2	10	\$600K	\$652K
9 May, 2016	1703, 36 Lee Centre Dr	Condo	2	1	6	\$275K	\$267K
10 May, 2016	160 Sedgemount Dr	Detached	3	1	5	\$550K	\$606K
	162 Sedgemount Dr	Detached	3	1	7	\$500K	\$602K
	241 Confederation Dr	Detached	3	2	14	\$625K	\$610K
11 May, 2016	19 Angora St	Detached	3	2	11	\$500K	\$580K
	57 Alpaca Dr	Detached	2	2	8	\$600K	\$578K
	1011, 68 Grangeway Ave	Condo	2	2	6	\$349K	\$345K
	1717, 88 Corporate Dr	Condo	2	2	15	\$359K	\$351K
12 May, 2016	118 Kirker Ave	Detached	3	3	6	\$599K	\$715K
	163 Greenbrae Crct	Townhouse	3	4	48	\$599K	\$550K
	1711, 11 Lee Centre Dr	Condo	2	2	5	\$315K	\$315K
13 May, 2016	309, 1 Lee Centre Dr	Condo	2	2	2	\$295K	\$300K

Data

Month, Day, Year of Sold Date	Address1	Property Type	Bedrooms	Washrooms	Days on the Market	List Price	Sold Price
13 May, 2016	1212, 36 Lee Centre Dr	Condo	1	1	27	\$218K	\$214K
14 May, 2016	801, 38 Lee Centre Dr	Condo	1	1	2	\$260K	\$259K
	1813, 1 Lee Centre Dr	Condo	1	1	2	\$245K	\$250K
15 May, 2016	34 Stevenwood Rd	Detached	3	2	4	\$769K	\$741K
	68 Wantanopa Cres	Detached	3	2	4	\$599K	\$689K
	1509, 68 Grangeway Ave	Condo	2	2	10	\$336K	\$332K
16 May, 2016	43 Par Ave	Detached	3	2	4	\$520K	\$588K
	71 Kirker Ave	Detached	3	2	7	\$599K	\$618K
	2009, 88 Corporate Dr	Condo	1	1	14	\$260K	\$258K
17 May, 2016	6 Benadair Crt	Detached	3	3	6	\$649K	\$763K
	11 Nightingale Pl	Detached	3	2	8	\$510K	\$554K
	30 Highcourt Cres	Detached	3	3	6	\$700K	\$786K
18 May, 2016	117 Janray Dr	Detached	3	2	6	\$600K	\$662K
	1116, 8 Lee Centre Dr	Condo	1	1	22	\$239K	\$235K
	3030, 68 Corporate Dr	Condo	2	2	10	\$325K	\$310K
	3291 Lawrence Ave E	Detached	3	2	4	\$600K	\$665K
19 May, 2016	37 Dormington Dr	Detached	3	2	6	\$600K	\$705K
	68 Sophia Dr	Detached	3	2	8	\$549K	\$626K
20 May, 2016	1 Nightingale Pl	Detached	3	2	32	\$629K	\$599K
	76 Northfield Rd	Detached	3	3	8	\$550K	\$596K
	2006, 88 Grangeway Ave	Condo	1	1	35	\$289K	\$282K
21 May, 2016	2005, 88 Grangeway Ave	Condo	2	2	5	\$399K	\$412K
22 May, 2016	2418, 88 Corporate Dr	Condo	1	1	4	\$265K	\$264K
25 May, 2016	19 Benary Cres	Detached	3	2	7	\$559K	\$600K
	313, 88 Corporate Dr	Condo	2	2	15	\$360K	\$358K
	323 Painted Post Dr	Detached	3	2	21	\$640K	\$730K
	525, 68 Corporate Dr	Condo	2	2	14	\$365K	\$362K
	2301, 36 Lee Centre Dr	Condo	1	1	16	\$260K	\$258K

Data

Month, Day, Year of Sold Date	Address1	Property Type	Bedrooms	Washrooms	Days on the Market	List Price	Sold Price
26 May, 2016	73 Chestermere Blvd	Detached	3	2	10	\$569K	\$651K
	1607, 88 Grangeway Ave E	Condo	2	2	59	\$370K	\$358K
	1916, 36 Lee Centre Dr	Condo	1	1	35	\$260K	\$252K
27 May, 2016	6 Blakemanor Blvd	Detached	3	3	16	\$675K	\$660K
	176 Confederation Dr	Detached	4	2	34	\$570K	\$625K
	412, 88 Corporate Dr	Condo	1	1	23	\$260K	\$252K
	706, 36 Lee Centre Dr	Condo	2	1	20	\$260K	\$255K
	906, 18 Lee Centre Dr	Condo	4	2	3	\$330K	\$335K
	1209, 1 Lee Centre Dr	Condo	2	2	22	\$285K	\$288K
29 May, 2016	15 Windover Dr	Detached	4	2	11	\$559K	\$645K
	27 Chandler Dr	Detached	3	2	4	\$650K	\$682K
30 May, 2016	6 Sophia Dr	Detached	3	2	11	\$640K	\$725K
	44 Jeffton Cres	Detached	3	2	4	\$529K	\$592K
	Ph208, 8 Lee Centre Dr	Condo	3	2	21	\$323K	\$315K
31 May, 2016	73 Chandler Dr	Detached	3	2	6	\$629K	\$693K
	2006, 8 Lee Centre Dr	Condo	4	3	19	\$412K	\$425K
1 June, 2016	3 Portico Dr	Detached	3	2	6	\$690K	\$751K
	55 Chestermere Blvd	Detached	3	2	7	\$650K	\$660K
2 June, 2016	75 Pandora Circ	Detached	3	2	9	\$625K	\$790K
5 June, 2016	11 Toulon Rd	Detached	3	2	1	\$640K	\$640K
	16 Barkworth Pl	Detached	3	2	5	\$600K	\$700K
	773 Scarborough Golf Clu Rd	Detached	3	2	19	\$640K	\$632K
	2505, 88 Grangeway Ave	Condo	2	1	44	\$409K	\$394K
6 June, 2016	15 Degrey Crt	Detached	4	3	12	\$749K	\$745K
	16 Cardy Pl	Detached	3	2	5	\$600K	\$625K
	140 Benleigh Dr	Detached	3	2	7	\$500K	\$555K
	2209, 18 Lee Centre Dr	Condo	3	2	20	\$320K	\$318K
7 June, 2016	25 Stevenvale Dr	Detached	3	2	8	\$600K	\$630K

Data

Month, Day, Year of Sold Date	Address1	Property Type	Bedrooms	Washrooms	Days on the Market	List Price	Sold Price
7 June, 2016	610, 88 Grangeway Ave	Condo	1	1	34	\$259K	\$253K
	2508, 36 Lee Centre Dr	Condo	1	1	6	\$260K	\$259K
8 June, 2016	3 Albacore Cres	Detached	4	2	5	\$620K	\$762K
	43A Burnview Cres	Detached	4	5	7	\$1,598K	\$1,545K
	138, 68 Corporate Dr	Condo	2	2	1	\$310K	\$308K
	1216, 36 Lee Centre Dr	Condo	1	1	19	\$258K	\$253K
	2802, 88 Corporate Dr	Condo	2	2	19	\$349K	\$345K
	Ph208, 11 Lee Centre Dr	Condo	2	2	12	\$320K	\$320K
9 June, 2016	805, 8 Lee Centre Dr	Condo	1	1	2	\$230K	\$230K
	2812, 88 Corporate Dr	Condo	1	1	15	\$268K	\$276K
	3327, 68 Corporate Dr	Condo	3	3	120	\$400K	\$392K
10 June, 2016	118 Painted Post Dr	Semi-Detached	3	2	1	\$526K	\$531K
	147 Amberjack Blvd	Detached	3	2	2	\$699K	\$750K
	207, 68 Grangeway Ave	Condo	1	1	93	\$270K	\$262K
	511, 68 Grangeway Ave	Condo	2	2	27	\$350K	\$345K
	1112, 88 Corporate Dr	Condo	1	1	12	\$263K	\$263K
	1601, 36 Lee Centre Dr	Condo	1	1	4	\$264K	\$263K
	1931, 68 Corporate Dr	Condo	1	1	7	\$270K	\$267K
	2210, 38 Lee Centre Dr	Condo	2	1	4	\$275K	\$272K
11 June, 2016	20 Golfhaven Dr	Detached	3	2	2	\$550K	\$635K
13 June, 2016	39 Greenock Ave	Detached	3	2	6	\$599K	\$656K
	106 Portico Dr	Detached	4	3	6	\$800K	\$855K
14 June, 2016	10 Chancellor Dr	Detached	3	2	3	\$600K	\$649K
	607, 18 Lee Centre Dr	Condo	1	1	4	\$245K	\$240K
15 June, 2016	11 Benleigh Dr	Detached	4	2	7	\$649K	\$779K
	44 Amberjack Blvd	Detached	3	3	16	\$825K	\$805K
	51 Pandora Circ	Detached	3	2	13	\$680K	\$687K
	303, 11 Lee Centre Dr	Condo	2	1	44	\$280K	\$276K

Data

Month, Day, Year of Sold Date	Address1	Property Type	Bedrooms	Washrooms	Days on the Market	List Price	Sold Price
15 June, 2016	860 Scarborough Golf Clu Rd	Detached	3	2	19	\$660K	\$640K
	919, 88 Corporate Dr	Condo	1	1	7	\$260K	\$261K
	2002, 1 Lee Centre Dr	Condo	1	1	27	\$248K	\$247K
	2708, 88 Corporate Dr	Condo	2	2	13	\$339K	\$355K
16 June, 2016	30 Sedgemount Dr	Detached	3	2	16	\$599K	\$730K
	80 Benshire Dr	Detached	3	2	6	\$680K	\$670K
17 June, 2016	4 Northfield Rd	Detached	3	2	7	\$595K	\$590K
	3026, 68 Corporate Dr	Condo	2	2	15	\$370K	\$367K
18 June, 2016	36 Sunderland Cres	Semi-Detached	4	2	12	\$550K	\$555K
	1915, 88 Corporate Dr	Condo	1	1	1	\$275K	\$275K
	2309, 38 Lee Centre Dr	Condo	2	2	26	\$338K	\$325K
19 June, 2016	2515, 38 Lee Centre Dr	Condo	1	1	6	\$256K	\$252K
20 June, 2016	1007, 88 Grangeway Ave	Condo	2	2	33	\$350K	\$350K
21 June, 2016	1909, 88 Grangeway Ave	Condo	2	2	18	\$408K	\$405K
	2507, 38 Lee Centre Dr	Condo	2	2	21	\$338K	\$332K
22 June, 2016	10 Baybrook Cres	Detached	3	2	19	\$680K	\$681K
	41 Amberjack Blvd	Detached	4	2	8	\$699K	\$699K
	46 Angora St	Detached	3	2	8	\$629K	\$720K
	1139, 68 Corporate Dr	Condo	2	2	7	\$365K	\$363K
23 June, 2016	35 Faraday Dr	Detached	3	2	29	\$650K	\$645K
	1016, 36 Lee Centre Dr	Condo	1	1	21	\$259K	\$253K
24 June, 2016	10 Ivy Green Cres	Detached	4	2	9	\$640K	\$650K
	Ph205, 8 Lee Centre Dr N	Condo	3	2	3	\$389K	\$387K
25 June, 2016	537, 68 Corporate Dr	Condo	1	1	5	\$260K	\$256K
26 June, 2016	902, 68 Grangeway Ave	Condo	1	2	2	\$280K	\$278K
27 June, 2016	22 Benadair Crt	Detached	3	1	5	\$549K	\$612K
	34 Peking Rd	Detached	2	2	6	\$525K	\$550K
	619, 88 Corporate Dr	Condo	1	1	34	\$259K	\$251K

Data

Month, Day, Year of Sold Date	Address1	Property Type	Bedrooms	Washrooms	Days on the Market	List Price	Sold Price
28 June, 2016	5 Hogan Dr	Detached	3	2	5	\$525K	\$610K
	21 Farmbrook Rd	Detached	3	2	5	\$539K	\$652K
	33 Nelson St	Detached	3	4	12	\$699K	\$745K
	508, 88 Grangeway Ave	Condo	2	2	33	\$410K	\$407K
	739, 68 Corporate Dr	Condo	2	2	17	\$359K	\$348K
	2609, 88 Grangeway Ave	Condo	2	2	26	\$425K	\$410K
29 June, 2016	8 Albacore Cres	Detached	4	3	8	\$750K	\$820K
	16 Stevenwood Rd	Detached	3	2	6	\$699K	\$783K
	45 Amberjack Blvd	Detached	4	3	9	\$649K	\$770K
	203, 452 Scarborough Golf Clu Rd N	Condo	1	1	32	\$300K	\$295K
	721 Markham Rd	Detached	3	3	7	\$639K	\$725K
30 June, 2016	3010, 36 Lee Centre Dr	Condo	2	2	15	\$309K	\$309K
	3627, 68 Corporate Dr	Condo	3	3	16	\$375K	\$375K
1 July, 2016	74 Brantwood Dr	Detached	3	2	15	\$620K	\$605K
4 July, 2016	805 A, 88 Corporate Dr	Condo	2	2	74	\$300K	\$292K
5 July, 2016	30 Parndon Pl	Detached	3	2	8	\$599K	\$751K
	72 Gaiety Dr	Detached	4	2	14	\$749K	\$740K
	510, 8 Lee Centre Dr	Condo	2	2	13	\$259K	\$261K
6 July, 2016	12 Burnview Cres	Detached	3	2	22	\$750K	\$750K
	19 Barnes Cres	Detached	3	2	9	\$630K	\$681K
	91 Brantwood Dr	Detached	3	2	1	\$685K	\$687K
	1028, 68 Corporate Dr	Condo	2	2	3	\$265K	\$265K
	2611, 88 Corporate Dr	Condo	2	2	14	\$355K	\$336K
7 July, 2016	Ph309, 11 Lee Centre Dr	Condo	1	1	20	\$250K	\$253K
8 July, 2016	11 Benlight Cres	Detached	3	5	16	\$840K	\$800K
	1106, 8 Lee Centre Dr	Condo	1	1	20	\$234K	\$233K
9 July, 2016	4 Marcella St	Detached	3	3	4	\$659K	\$775K
	1606, 8 Lee Centre Dr	Condo	4	3	16	\$396K	\$400K

Data

Month, Day, Year of Sold Date	Address1	Property Type	Bedrooms	Washrooms	Days on the Market	List Price	Sold Price
10 July, 2016	34 Bridlington St	Detached	3	2	2	\$700K	\$750K
	722, 68 Corporate Dr	Condo	2	2	10	\$260K	\$260K
11 July, 2016	30 Benary Cres	Detached	3	2	7	\$669K	\$660K
	39 Benlight Cres	Detached	3	3	4	\$599K	\$689K
	Ph 105, 11 Lee Centre Dr	Condo	1	1	2	\$245K	\$262K
12 July, 2016	79 Porchester Dr	Semi-Detached	3	2	1	\$460K	\$521K
13 July, 2016	1504, 88 Corporate Dr	Condo	3	2	34	\$389K	\$382K
15 July, 2016	52 Rochman Blvd	Detached	3	2	11	\$730K	\$780K
	707, 18 Lee Centre Dr	Condo	1	1	9	\$249K	\$249K
	Ph203, 38 Lee Centre Dr	Condo	3	2	8	\$368K	\$360K
18 July, 2016	8 Wortham Dr	Detached	2	1	6	\$500K	\$641K
	72 Kirker Ave	Detached	3	2	7	\$600K	\$640K
	1703, 38 Lee Centre Dr	Condo	1	1	27	\$235K	\$230K
19 July, 2016	15 Castor Cres	Detached	3	2	6	\$650K	\$710K
	302, 11 Lee Centre Dr	Condo	2	2	32	\$300K	\$284K
	345 Painted Post Dr	Detached	3	2	6	\$649K	\$730K
	1521, 68 Corporate Dr	Condo	2	2	22	\$349K	\$326K
20 July, 2016	31 Felicity Dr	Detached	3	2	8	\$800K	\$800K
	33 Stevenvale Dr	Detached	3	2	20	\$596K	\$600K
	42 Windover Dr	Detached	4	2	15	\$600K	\$655K
21 July, 2016	434 Brimorton Dr	Detached	3	2	30	\$749K	\$737K
	2201, 88 Corporate Dr	Condo	1	1	29	\$278K	\$270K
22 July, 2016	12 Merkley Sq	Detached	3	3	45	\$747K	\$730K
	141 Pandora Circ	Detached	3	2	38	\$655K	\$650K
	182 Sedgemount Dr	Detached	3	2	10	\$600K	\$625K
	301, 68 Grangeway Ave	Condo	1	1	12	\$245K	\$245K
	2709, 88 Corporate Dr	Condo	1	1	8	\$272K	\$270K
23 July, 2016	68 Highcourt Cres	Detached	3	2	10	\$699K	\$729K

Data

Month, Day, Year of Sold Date	Address1	Property Type	Bedrooms	Washrooms	Days on the Market	List Price	Sold Price
23 July, 2016	126 Painted Post Dr	Semi-Detached	4	4	1	\$600K	\$650K
	708, 88 Corporate Dr	Condo	2	2	4	\$335K	\$330K
	2801, 88 Grangeway Ave	Condo	1	1	3	\$269K	\$265K
25 July, 2016	1005, 1 Lee Centre Dr	Condo	2	2	18	\$290K	\$331K
26 July, 2016	12 Shier Dr	Detached	3	2	5	\$500K	\$620K
	3308, 36 Lee Centre Dr	Condo	1	1	14	\$260K	\$265K
27 July, 2016	112 Janray Dr	Detached	3	2	6	\$599K	\$652K
28 July, 2016	1 Fortune Gate	Detached	3	2	9	\$689K	\$685K
	53 Benroyal Cres	Detached	3	2	3	\$530K	\$550K
	99 Painted Post Dr	Semi-Detached	3	2	8	\$569K	\$641K
	812, 11 Lee Centre Dr	Condo	2	2	14	\$289K	\$291K
	Ph103, 11 Lee Centre Dr	Condo	2	2	15	\$358K	\$342K
29 July, 2016	24 Susan St	Detached	3	3	15	\$659K	\$681K
	519, 88 Corporate Dr	Condo	1	1	4	\$260K	\$270K
	1604, 88 Corporate Dr	Condo	2	2	7	\$385K	\$385K
	1836, 68 Corporate Dr	Condo	2	2	21	\$355K	\$354K
30 July, 2016	Ph105, 38 Lee Centre Dr	Condo	2	2	22	\$399K	\$395K
31 July, 2016	3006, 88 Grangeway Ave	Condo	2	2	54	\$600K	\$583K
3 August, 2016	11 Mid Pines Rd	Detached	3	2	8	\$560K	\$651K
	110 Kirker Ave	Detached	3	1	15	\$599K	\$625K
	713, 1 Lee Centre Dr	Condo	1	1	1	\$250K	\$249K
4 August, 2016	5 Strandhill Rd	Detached	4	4	9	\$800K	\$805K
	16 Ellie Dr	Detached	3	2	32	\$688K	\$682K
	17 Stoneton Dr	Detached	5	5	2	\$995K	\$1,350K
	63 Jarwick Dr	Detached	3	2	14	\$639K	\$630K
	3231, 68 Corporate Dr	Condo	1	1	2	\$275K	\$272K
5 August, 2016	41 Chestermere Blvd	Detached	3	2	15	\$600K	\$700K
6 August, 2016	39 Chestermere Blvd	Detached	3	2	6	\$529K	\$585K

Data

Month, Day, Year of Sold Date	Address1	Property Type	Bedrooms	Washrooms	Days on the Market	List Price	Sold Price
6 August, 2016	482 Scarborough Golf Clu Rd	Detached	3	2	11	\$622K	\$625K
8 August, 2016	22 Toulon Rd	Detached	3	2	10	\$600K	\$652K
	709, 68 Grangeway Ave	Condo	2	2	27	\$339K	\$333K
	2309, 36 Lee Centre Dr	Condo	2	2	23	\$310K	\$307K
9 August, 2016	1 Pegasus Tr	Detached	3	3	6	\$649K	\$770K
	2210, 36 Lee Centre Dr	Condo	2	2	12	\$325K	\$315K
10 August, 2016	7 Van Allan Rd	Semi-Detached	4	3	27	\$615K	\$605K
	2215, 36 Lee Centre St	Condo	1	1	21	\$278K	\$274K
11 August, 2016	1202, 11 Lee Centre Dr	Condo	2	2	28	\$300K	\$285K
12 August, 2016	31 Woolwick Dr	Detached	3	2	9	\$679K	\$710K
	2103, 1 Lee Centre Dr	Condo	2	2	18	\$299K	\$299K
15 August, 2016	26 Angora St	Detached	4	2	5	\$525K	\$575K
	51 Abbeville Rd	Semi-Detached	3	2	6	\$630K	\$575K
16 August, 2016	1512, 36 Lee Centre Dr	Condo	1	1	20	\$259K	\$250K
	2710, 88 Grangeway Ave	Condo	1	1	19	\$288K	\$290K
17 August, 2016	24 Bailey Cres	Detached	3	2	48	\$650K	\$607K
	28 Toulon Rd	Detached	3	2	8	\$599K	\$658K
	2238, 68 Corporate Dr	Condo	2	2	2	\$345K	\$323K
	2611, 38 Lee Centre Dr	Condo	1	1	21	\$239K	\$233K
18 August, 2016	1 Strandhill Rd	Detached	3	2	8	\$649K	\$702K
	14 Bluefin Cres	Detached	3	3	23	\$649K	\$646K
19 August, 2016	1032, 68 Corporate Dr	Condo	2	2	25	\$340K	\$336K
	1802, 18 Lee Centre Dr	Condo	3	2	14	\$340K	\$335K
22 August, 2016	16 Brantwood Dr	Detached	3	2	6	\$569K	\$641K
	40 Golfhaven Dr	Detached	3	2	5	\$520K	\$621K
	202, 68 Grangeway Ave	Condo	1	2	9	\$300K	\$299K
23 August, 2016	95 Brantwood Dr	Detached	4	4	5	\$800K	\$790K
	1606, 50 Brian Harrison Way	Condo	1	1	4	\$269K	\$265K

Data

Month, Day, Year of Sold Date	Address1	Property Type	Bedrooms	Washrooms	Days on the Market	List Price	Sold Price
24 August, 2016	1609, 88 Grangeway Ave	Condo	2	2	41	\$379K	\$369K
27 August, 2016	73 Benshire Dr	Detached	3	2	9	\$678K	\$750K
	161 Greenbrae Crct	Townhouse	4	3	4	\$566K	\$605K
28 August, 2016	#101, 88 Corporate Dr	Condo	1	1	34	\$259K	\$250K
29 August, 2016	22 Ensign Pl	Detached	3	2	6	\$525K	\$670K
	89 Mountland Dr	Detached	3	2	10	\$649K	\$665K
	126 Pegasus Tr	Detached	3	3	0	\$749K	\$865K
	913, 8 Lee Centre Dr	Condo	2	2	53	\$268K	\$263K
30 August, 2016	50 Mossbank Dr	Detached	4	4	6	\$1,000K	\$1,195K
	113 Porchester Dr	Semi-Detached	3	3	36	\$499K	\$508K
	137 Greenbrae Crct	Townhouse	3	3	0	\$573K	\$608K
	3516, 36 Lee Centre Dr	Condo	1	1	27	\$267K	\$260K
31 August, 2016	919, 88 Corporate Dr	Condo	1	1	13	\$267K	\$265K
2 September, 2016	2112, 88 Corporate Dr	Condo	1	1	6	\$270K	\$271K
	2703, 88 Grangeway Ave	Condo	2	2	2	\$398K	\$395K
3 September, 2016	44 Willsteven Dr	Semi-Detached	4	3	23	\$549K	\$595K
	2308, 88 Grangeway Ave	Condo	2	2	52	\$420K	\$415K
4 September, 2016	1607, 1 Lee Centre Dr	Condo	2	2	14	\$320K	\$315K
5 September, 2016	33 Portico Dr	Detached	3	2	3	\$729K	\$720K
6 September, 2016	348 Painted Post Dr	Detached	3	2	15	\$689K	\$670K
	1404, 88 Corporate Dr	Condo	2	2	26	\$395K	\$387K
	3309, 38 Lee Centre Dr	Condo	2	2	12	\$338K	\$338K
7 September, 2016	367 Bellamy Rd	Detached	3	2	0	\$640K	\$640K
8 September, 2016	936, 68 Corporate Dr	Condo	2	2	26	\$369K	\$365K
	1507, 68 Grangeway Ave	Condo	1	1	16	\$275K	\$275K
	1710, 88 Corporate Dr	Condo	1	1	17	\$265K	\$269K
	Ph 101, 36 Lee Centre Dr	Condo	2	2	6	\$389K	\$408K
9 September, 2016	2 Janray Dr	Detached	3	2	0	\$649K	\$718K

Data

Month, Day, Year of Sold Date	Address1	Property Type	Bedrooms	Washrooms	Days on the Market	List Price	Sold Price
9 September, 2016	5 Portico Dr	Detached	4	2	18	\$700K	\$705K
10 September, 2016	71 Bakerton Dr	Semi-Detached	4	3	1	\$640K	\$610K
11 September, 2016	139 Greenbrae Crct	Townhouse	3	3	5	\$579K	\$611K
12 September, 2016	29 Nelson St	Detached	3	4	30	\$749K	\$749K
	1103, 1275 Markham Rd	Condo	2	2	17	\$249K	\$250K
13 September, 2016	14 Benlark Crt	Detached	3	1	6	\$585K	\$641K
	25 Peking Rd	Detached	3	2	13	\$650K	\$741K
	235, 68 Corporate Dr	Condo	1	1	1	\$265K	\$260K
	2838, 68 Corporate Dr	Condo	2	2	55	\$344K	\$331K
14 September, 2016	49 Gaiety Dr	Detached	3	2	8	\$600K	\$650K
	1508, 36 Lee Centre Dr	Condo	1	1	12	\$250K	\$260K
15 September, 2016	1212, 88 Corporate Dr	Condo	1	1	9	\$270K	\$267K
16 September, 2016	806, 8 Lee Centre Dr	Condo	2	2	9	\$265K	\$264K
17 September, 2016	787 Brimorton Dr	Detached	3	3	10	\$670K	\$670K
18 September, 2016	14 Northfield Rd	Detached	3	2	6	\$530K	\$620K
19 September, 2016	23 Castor Cres	Detached	3	2	11	\$649K	\$686K
	29 Indian Mound Cres	Detached	4	2	7	\$580K	\$634K
	50 Windover Dr	Detached	3	2	12	\$679K	\$673K
	57 Wortham Dr	Detached	3	2	7	\$649K	\$725K
	608, 452 Scarborough Golf Clu Rd	Condo	2	2	13	\$499K	\$485K
20 September, 2016	117 Mossbank Dr	Detached	3	2	5	\$650K	\$650K
	1218, 88 Corporate Dr	Condo	1	1	7	\$269K	\$267K
	1908, 8 Lee Centre Dr	Condo	2	2	50	\$259K	\$255K
21 September, 2016	183 Hiscock Blvd	Detached	3	3	15	\$800K	\$785K
22 September, 2016	2015, 36 Lee Centre Dr	Condo	1	1	4	\$265K	\$260K
	2807, 38 Lee Centre Dr S	Condo	2	2	27	\$330K	\$317K
	Th 126, 38 Lee Centre Dr	Townhouse	2	2	8	\$340K	\$328K
23 September, 2016	4 Berkham Rd	Detached	4	2	4	\$730K	\$800K

Data

Month, Day, Year of Sold Date	Address1	Property Type	Bedrooms	Washrooms	Days on the Market	List Price	Sold Price
23 September, 2016	2109, 11 Lee Centre Dr	Condo	1	1	15	\$240K	\$250K
24 September, 2016	138 Painted Post Dr	Semi-Detached	3	2	18	\$620K	\$620K
	1639, 68 Corporate Dr	Condo	2	2	66	\$360K	\$348K
	Th 125, 38 Lee Centre Dr	Townhouse	2	2	11	\$358K	\$350K
25 September, 2016	67 Gaiety Dr	Detached	3	2	17	\$725K	\$700K
26 September, 2016	9 Golfhaven Dr	Detached	3	2	3	\$579K	\$579K
	10 Blakemanor Blvd	Detached	3	2	4	\$670K	\$665K
	1611, 68 Grangeway Ave	Condo	2	2	41	\$350K	\$348K
	2305, 11 Lee Centre Dr	Condo	1	1	15	\$260K	\$260K
	Ph305, 18 Lee Centre Dr	Condo	4	3	39	\$429K	\$420K
27 September, 2016	5 Golfhaven Dr	Detached	3	2	6	\$600K	\$703K
	25 Gaiety Dr	Detached	3	2	5	\$600K	\$640K
	30 Landfair Cres	Detached	3	3	7	\$750K	\$850K
	37 Ronway Cres	Detached	3	2	6	\$600K	\$646K
	74 Golfhaven Dr	Detached	3	2	6	\$599K	\$630K
	2539, 68 Corporate Dr	Condo	2	2	17	\$358K	\$360K
28 September, 2016	4 Holton Rd	Detached	3	2	0	\$625K	\$623K
	10 Lakeland Cres W	Detached	3	2	6	\$529K	\$616K
	16 Welwyn Ave	Detached	3	2	7	\$699K	\$785K
	60 Peace Dr	Detached	3	2	6	\$600K	\$650K
30 September, 2016	8 Barnes Cres	Detached	3	2	37	\$560K	\$520K
	31 Benroyal Cres	Detached	3	1	29	\$599K	\$585K
	48 Highcourt Cres	Detached	4	3	7	\$750K	\$740K
	Ph303, 36 Lee Centre Dr	Condo	2	2	8	\$428K	\$415K
1 October, 2016	2709, 88 Grangeway Ave	Condo	2	2	2	\$423K	\$420K
2 October, 2016	810, 1 Lee Centre Dr	Condo	2	2	25	\$300K	\$298K
	814 Scarborough Golf Clu Rd	Detached	3	4	10	\$629K	\$675K
	1203A, 88 Corporate Dr	Condo	2	2	53	\$319K	\$305K

Data

Month, Day, Year of Sold Date	Address1	Property Type	Bedrooms	Washrooms	Days on the Market	List Price	Sold Price
3 October, 2016	20 Barlow Rd	Detached	3	1	6	\$550K	\$650K
	41 Rochman Blvd	Detached	3	2	20	\$738K	\$727K
	81 Shier Dr	Detached	3	3	23	\$650K	\$717K
	112 Banmoor Blvd	Detached	4	3	21	\$999K	\$995K
	1709, 88 Grangeway Ave	Condo	2	2	12	\$414K	\$414K
	3115, 38 Lee Centre Dr	Condo	1	1	12	\$269K	\$266K
5 October, 2016	959 Brimorton Dr	Detached	3	2	0	\$560K	\$560K
	1511, 11 Lee Centre Dr	Condo	2	2	56	\$310K	\$306K
	1802, 88 Corporate Dr	Condo	2	2	103	\$349K	\$335K
	2715, 38 Lee Centre Dr	Condo	1	1	21	\$259K	\$255K
7 October, 2016	109 Hiscock Blvd	Detached	3	2	11	\$660K	\$725K
8 October, 2016	1810, 88 Grangeway Ave	Condo	1	1	30	\$281K	\$278K
9 October, 2016	18 Densgrove Rd	Detached	3	2	5	\$700K	\$715K
	69 Alpaca Dr	Detached	2	2	17	\$590K	\$600K
11 October, 2016	810, 18 Lee Centre Dr	Condo	2	2	11	\$299K	\$285K
	2036, 68 Corporate Dr	Condo	2	2	83	\$360K	\$349K
12 October, 2016	31 Golfhaven Dr	Detached	3	2	7	\$649K	\$695K
	122, 68 Corporate Dr	Condo	2	2	4	\$340K	\$336K
	521 Scarboroughgolf Club Rd	Detached	4	2	7	\$699K	\$715K
	701, 11 Lee Centre Dr	Condo	1	1	14	\$244K	\$250K
13 October, 2016	1819, 88 Corporate Dr	Condo	1	1	10	\$270K	\$280K
	2105, 8 Lee Centre Dr	Condo	3	2	37	\$324K	\$319K
14 October, 2016	61 Pegasus Tr	Detached	3	2	3	\$775K	\$768K
	77 Mossbank Dr	Detached	3	2	17	\$640K	\$630K
15 October, 2016	2320, 88 Corporate Dr	Condo	1	1	0	\$265K	\$263K
16 October, 2016	32 Panama Crt	Detached	3	2	73	\$685K	\$665K
	708, 18 Lee Centre Dr	Condo	1	1	5	\$250K	\$250K
17 October, 2016	1611, 38 Lee Centre Dr	Condo	1	1	20	\$235K	\$232K

Data

Month, Day, Year of Sold Date	Address1	Property Type	Bedrooms	Washrooms	Days on the Market	List Price	Sold Price
17 October, 2016	1907, 1 Lee Centre Dr	Condo	2	2	5	\$300K	\$321K
	2108, 88 Grangeway Ave	Condo	2	2	28	\$418K	\$408K
18 October, 2016	11 Blakemanor Blvd	Detached	3	2	7	\$715K	\$673K
	122 Orton Park Rd	Detached	3	3	15	\$649K	\$670K
	603, 88 Grangeway Ave	Condo	2	2	6	\$329K	\$354K
	910, 1 Lee Centre Dr	Condo	2	2	16	\$296K	\$293K
	2316, 11 Lee Centre Dr	Condo	1	1	13	\$260K	\$260K
	Ph302, 1 Lee Centre Dr	Condo	2	2	28	\$310K	\$310K
	35 Janray Dr	Detached	3	3	30	\$680K	\$660K
19 October, 2016	63 Porchester Dr	Semi-Detached	3	3	7	\$510K	\$515K
	1902, 88 Grangeway Ave	Condo	2	1	34	\$349K	\$343K
	2315, 1 Lee Centre Dr	Condo	1	1	7	\$275K	\$273K
	39 Delawana Dr	Detached	3	2	6	\$600K	\$660K
20 October, 2016	814, 88 Corporate Dr	Condo	2	2	23	\$425K	\$420K
	69 Sharbot Ave	Semi-Detached	3	2	3	\$495K	\$535K
21 October, 2016	538 Bellamy Rd N	Detached	3	2	11	\$680K	\$650K
22 October, 2016	710, 8 Lee Centre Dr	Condo	2	2	19	\$300K	\$293K
	1105, 18 Lee Centre Dr E	Condo	1	1	5	\$255K	\$260K
23 October, 2016	Th 128, 38 Lee Centre Dr	Townhouse	2	2	4	\$376K	\$375K
24 October, 2016	35 Castor Cres	Detached	3	2	8	\$659K	\$682K
	103 Marcella St	Detached	3	2	6	\$590K	\$640K
	1223, 68 Corporate Dr	Condo	1	1	5	\$260K	\$248K
25 October, 2016	45 Landfair Cres	Detached	5	3	14	\$750K	\$733K
	2012, 11 Lee Centre Dr	Condo	2	2	14	\$316K	\$311K
	2514, 88 Corporate Dr	Condo	2	2	22	\$387K	\$380K
26 October, 2016	101, 452 Scarborough Golf Clu Rd	Condo	2	2	16	\$360K	\$355K
	2008, 88 Corporate Dr	Condo	2	2	34	\$348K	\$342K
27 October, 2016	12 Sundance Cres	Detached	4	3	7	\$750K	\$732K

Data

Month, Day, Year of Sold Date	Address1	Property Type	Bedrooms	Washrooms	Days on the Market	List Price	Sold Price
28 October, 2016	28 Pelmar Pl	Detached	3	2	8	\$600K	\$705K
	2111, 38 Lee Centre Dr	Condo	1	1	13	\$235K	\$232K
29 October, 2016	3103, 36 Lee Centre Dr	Condo	2	1	4	\$299K	\$290K
30 October, 2016	141 Janray Dr	Detached	3	2	24	\$669K	\$635K
	1505, 18 Lee Centre Dr E	Condo	1	1	1	\$255K	\$255K
31 October, 2016	909, 11 Lee Centre Dr	Condo	1	1	5	\$315K	\$310K
	2906, 88 Grangeway Ave	Condo	2	2	116	\$600K	\$590K
1 November, 2016	9 Shier Dr	Detached	3	2	0	\$500K	\$500K
	29 Landfair Cres	Detached	4	3	6	\$750K	\$828K
2 November, 2016	636, 68 Corporate Dr	Condo	2	2	28	\$369K	\$365K
	1506, 18 Lee Centre Dr	Condo	4	2	20	\$355K	\$350K
	1510, 1 Lee Centre Dr	Condo	2	2	8	\$319K	\$315K
3 November, 2016	901, 1 Lee Centre Dr	Condo	1	1	9	\$275K	\$263K
	1219, 88 Corporate Dr	Condo	1	1	25	\$269K	\$268K
4 November, 2016	612, 38 Lee Centre Dr	Condo	2	1	23	\$298K	\$296K
	1237, 68 Corporate Dr	Condo	1	1	14	\$269K	\$262K
5 November, 2016	20 Longhouse Pl	Detached	3	2	5	\$680K	\$680K
6 November, 2016	829, 68 Corporate Dr	Condo	2	2	2	\$328K	\$320K
7 November, 2016	19 Lynnbrook Dr	Detached	3	2	12	\$699K	\$740K
	28 Gaiety Dr	Detached	3	2	17	\$700K	\$670K
	782 Scarborough Golf Clu Rd	Detached	3	2	32	\$650K	\$627K
9 November, 2016	3305, 38 Lee Centre Dr	Condo	2	2	28	\$330K	\$325K
10 November, 2016	2909, 36 Lee Centre Dr	Condo	2	2	13	\$339K	\$332K
11 November, 2016	302, 68 Grangeway Ave	Condo	1	2	18	\$310K	\$305K
12 November, 2016	909, 68 Grangeway Ave	Condo	2	2	2	\$350K	\$347K
	916 Scarborough Golf Clu Rd	Detached	3	2	24	\$650K	\$635K
	1701, 88 Corporate Dr	Condo	1	1	23	\$250K	\$240K
13 November, 2016	17 Vanwart Dr	Detached	3	2	16	\$699K	\$695K

Data

Month, Day, Year of Sold Date	Address1	Property Type	Bedrooms	Washrooms	Days on the Market	List Price	Sold Price
13 November, 2016	31 Firth Cres	Detached	3	3	10	\$599K	\$656K
	179 Confederation Dr	Detached	3	2	11	\$670K	\$667K
15 November, 2016	25 Sunderland Cres	Detached	3	2	7	\$699K	\$730K
	2011, 88 Corporate Dr	Condo	2	2	1	\$373K	\$373K
16 November, 2016	34 Angora St	Detached	3	2	26	\$739K	\$715K
	1026, 68 Corporate Dr	Condo	2	2	9	\$368K	\$357K
	2610, 88 Grangeway Ave	Condo	1	1	0	\$285K	\$285K
	2819, 88 Corporate Dr	Condo	1	1	8	\$275K	\$266K
17 November, 2016	36 Monmouth Crt	Detached	4	3	5	\$789K	\$791K
	52 Benleigh Dr	Detached	3	2	23	\$614K	\$600K
18 November, 2016	2311, 1 Lee Centre Dr	Condo	2	2	12	\$345K	\$345K
19 November, 2016	716, 8 Lee Centre Dr	Condo	1	1	11	\$230K	\$231K
	2112, 18 Lee Centre Dr	Condo	3	2	12	\$329K	\$321K
20 November, 2016	3232, 68 Corporate Dr	Condo	2	2	7	\$340K	\$337K
	Th102, 36 Lee Centre Dr	Townhouse	2	2	5	\$379K	\$410K
21 November, 2016	910, 11 Lee Centre Dr	Condo	2	2	24	\$325K	\$311K
22 November, 2016	20 Benroyal Cres	Detached	4	4	4	\$730K	\$768K
	57 Alpaca Dr	Detached	3	2	6	\$679K	\$775K
24 November, 2016	25 Chancellor Dr	Detached	3	2	7	\$600K	\$625K
	3536, 68 Corporate Dr	Condo	2	2	5	\$364K	\$363K
26 November, 2016	40 Jarwick Dr	Detached	3	1	10	\$599K	\$605K
27 November, 2016	2302, 11 Lee Centre Dr	Condo	2	2	6	\$320K	\$315K
28 November, 2016	45 Albacore Cres	Detached	3	2	5	\$650K	\$670K
29 November, 2016	14 Wortham Dr	Detached	3	2	6	\$600K	\$682K
	3240 Lawrence Ave E	Detached	3	2	8	\$600K	\$590K
30 November, 2016	34 Lakeland Cres	Detached	3	2	23	\$619K	\$605K
1 December, 2016	142 Porchester Dr	Detached	3	2	12	\$599K	\$575K
5 December, 2016	17 Northleigh Dr	Detached	3	2	4	\$688K	\$710K

Data

Month, Day, Year of Sold Date	Address1	Property Type	Bedrooms	Washrooms	Days on the Market	List Price	Sold Price
5 December, 2016	1106, 88 Grangeway Ave	Condo	1	1	1	\$295K	\$303K
6 December, 2016	12 Jeffton Cres	Detached	3	2	4	\$500K	\$640K
	722, 68 Corporate Dr	Condo	2	2	29	\$329K	\$322K
	2101, 36 Lee Centre Dr	Condo	1	1	22	\$265K	\$270K
7 December, 2016	67 Peace Dr	Detached	3	2	22	\$630K	\$635K
	203, 88 Corporate Dr	Condo	2	2	57	\$373K	\$375K
8 December, 2016	Ph206, 1 Lee Centre Dr	Condo	1	1	38	\$269K	\$267K
12 December, 2016	22 Griselda Cres	Detached	3	2	61	\$800K	\$720K
	1015, 36 Lee Centre Dr	Condo	1	1	34	\$268K	\$262K
	Ph305, 1 Lee Centre Dr	Condo	2	2	10	\$418K	\$394K
13 December, 2016	2207, 18 Lee Centre Dr S	Condo	1	1	3	\$268K	\$275K
14 December, 2016	17 Barnes Cres	Detached	3	2	27	\$670K	\$660K
	34 Sedgemount Dr	Detached	3	2	27	\$749K	\$720K
15 December, 2016	12 Chatsmere Pl	Detached	3	2	3	\$850K	\$850K
16 December, 2016	154 Sedgemount Dr	Detached	3	2	11	\$600K	\$635K
20 December, 2016	2516, 36 Lee Centre Dr	Condo	1	1	27	\$255K	\$248K
21 December, 2016	2205, 36 Lee Centre Dr	Condo	1	1	30	\$235K	\$230K
23 December, 2016	4 Felicity Dr	Detached	4	3	149	\$739K	\$710K
	1202, 8 Lee Centre Dr	Condo	1	1	15	\$233K	\$237K
27 December, 2016	84 Benleigh Dr	Detached	3	2	48	\$750K	\$725K
28 December, 2016	3806 Lawrence Ave E	Detached	3	2	7	\$599K	\$640K
30 December, 2016	16 Baybrook Cres	Detached	3	2	23	\$799K	\$798K
	1609, 36 Lee Centre Dr	Condo	2	2	51	\$325K	\$325K
4 January, 2017	822, 68 Corporate Dr	Condo	2	2	78	\$329K	\$315K
	2107, 1 Lee Centre Dr	Condo	2	2	17	\$340K	\$331K
7 January, 2017	41 Farmbrook Rd	Detached	4	2	35	\$699K	\$650K
8 January, 2017	82 Sedgemount Dr	Detached	3	1	0	\$692K	\$725K
10 January, 2017	2005, 8 Lee Centre Dr	Condo	3	2	26	\$359K	\$359K

Data

Month, Day, Year of Sold Date	Address1	Property Type	Bedrooms	Washrooms	Days on the Market	List Price	Sold Price
11 January, 2017	22 Mid Pines Rd	Detached	3	2	2	\$700K	\$750K
	1009, 18 Lee Centre Dr	Condo	3	2	36	\$350K	\$335K
12 January, 2017	2128, 68 Corporate Dr	Condo	2	2	48	\$349K	\$325K
13 January, 2017	2310, 38 Lee Centre Dr	Condo	2	1	2	\$279K	\$283K
14 January, 2017	11 Lynnbrook Dr	Detached	3	2	4	\$699K	\$770K
15 January, 2017	709, 1 Lee Centre Dr	Condo	2	2	2	\$338K	\$344K
	3206, 36 Lee Centre Dr	Condo	2	1	5	\$277K	\$276K
16 January, 2017	1803, 1 Lee Centre Dr	Condo	2	2	19	\$336K	\$327K
	3003, 88 Grangeway Ave	Condo	2	2	80	\$420K	\$426K
17 January, 2017	130 Amberjack Blvd	Detached	3	2	2	\$790K	\$830K
18 January, 2017	703, 68 Grangeway Ave	Condo	2	2	13	\$350K	\$371K
	Th107, 36 Lee Centre Dr	Townhouse	2	2	8	\$400K	\$420K
19 January, 2017	11 Thornbeck Dr	Detached	3	2	7	\$680K	\$750K
	23 Acre Heights Cres	Detached	3	2	2	\$688K	\$831K
21 January, 2017	21 Northfield Rd	Detached	3	2	4	\$699K	\$725K
23 January, 2017	828 Scarborough Golf Clu Rd	Detached	3	2	7	\$650K	\$710K
	1506, 8 Lee Centre Dr	Condo	1	1	11	\$232K	\$233K
24 January, 2017	2132, 68 Corporate Dr	Condo	2	2	54	\$359K	\$359K
25 January, 2017	707, 38 Lee Centre Dr	Condo	2	2	2	\$359K	\$373K
	1605, 11 Lee Centre Dr	Condo	1	1	4	\$300K	\$301K
26 January, 2017	53 Benroyal Cres	Detached	3	2	7	\$730K	\$725K
	1216, 68 Grangeway Ave	Condo	1	1	1	\$279K	\$290K
27 January, 2017	58 Wantanopa Cres	Detached	2	2	17	\$700K	\$694K
	128 Amberjack Blvd	Detached	3	2	9	\$599K	\$791K
	1515, 8 Lee Centre Dr	Condo	1	1	11	\$240K	\$243K
	2502, 88 Grangeway Ave	Condo	2	1	11	\$350K	\$349K
28 January, 2017	1713, 88 Corporate Dr	Condo	2	2	1	\$350K	\$380K
29 January, 2017	10 Blakemanor Blvd	Detached	3	2	1	\$670K	\$690K

Data

Month, Day, Year of Sold Date	Address1	Property Type	Bedrooms	Washrooms	Days on the Market	List Price	Sold Price
29 January, 2017	49 Nelson St	Detached	3	3	4	\$715K	\$825K
	160 Sedgemount Dr	Detached	3	4	2	\$749K	\$761K
30 January, 2017	22 Barlow Rd	Detached	3	2	7	\$700K	\$801K
	607, 11 Lee Centre Dr	Condo	2	2	19	\$329K	\$329K
1 February, 2017	8 Baybrook Cres	Detached	3	2	6	\$689K	\$850K
	9 Earlthorpe Cres	Semi-Detached	3	3	6	\$630K	\$770K
2 February, 2017	41 Marcella St	Detached	2	1	1	\$600K	\$662K
3 February, 2017	#232, 68 Corporate Dr	Condo	2	2	31	\$360K	\$355K
4 February, 2017	20 Denver Pl	Detached	3	3	2	\$700K	\$925K
	54 Sharbot Ave	Detached	3	2	8	\$650K	\$811K
6 February, 2017	1003, 38 Lee Centre Dr	Condo	1	1	0	\$240K	\$260K
7 February, 2017	3 Albacore Cres	Detached	3	4	21	\$950K	\$925K
	1508, 8 Lee Centre Dr	Condo	2	2	9	\$299K	\$340K
	1832, 68 Corporate Dr	Condo	2	2	19	\$360K	\$355K
	Ph208, 18 Lee Centre Dr	Condo	2	2	27	\$339K	\$339K
8 February, 2017	106 Silurian Rd	Detached	3	2	4	\$699K	\$806K
	129 Painted Post Dr	Semi-Detached	3	1	7	\$500K	\$565K
	2903, 88 Grangeway Ave	Condo	2	2	15	\$430K	\$428K
9 February, 2017	28 Armada Crt	Detached	3	2	0	\$650K	\$720K
10 February, 2017	2903, 36 Lee Centre Dr	Condo	2	1	11	\$305K	\$320K
	Ph203, 36 Lee Centre Dr	Condo	2	2	2	\$409K	\$430K
13 February, 2017	26 Golfhaven Dr	Detached	3	3	8	\$689K	\$855K
	51 Mossbank Dr	Detached	4	2	3	\$700K	\$850K
	58 Landfair Cres	Detached	4	3	6	\$749K	\$1,111K
	128 Porchester Dr	Detached	3	2	4	\$699K	\$768K
	693 Brimorton Dr	Detached	4	3	54	\$725K	\$750K
	2008, 18 Lee Centre Dr	Condo	1	1	12	\$270K	\$288K
14 February, 2017	1 Chandler Dr	Detached	3	1	1	\$660K	\$700K

Data

Month, Day, Year of Sold Date	Address1	Property Type	Bedrooms	Washrooms	Days on the Market	List Price	Sold Price
14 February, 2017	701, 88 Corporate Dr	Condo	1	1	21	\$295K	\$286K
	3311, 38 Lee Centre Dr	Condo	1	1	12	\$235K	\$253K
15 February, 2017	329, 68 Corporate Dr	Condo	2	2	5	\$350K	\$361K
	2205, 88 Grangeway Ave	Condo	2	2	6	\$440K	\$466K
16 February, 2017	32 Bailey Cres	Detached	3	2	8	\$619K	\$675K
	86 Janray Dr	Detached	3	2	7	\$729K	\$825K
17 February, 2017	1111, 11 Lee Centre Dr	Condo	2	2	4	\$357K	\$370K
18 February, 2017	#703, 8 Lee Centre Dr	Condo	2	2	5	\$339K	\$364K
21 February, 2017	1610, 88 Corporate Dr	Condo	1	1	18	\$289K	\$312K
22 February, 2017	2 Stoneton Dr	Detached	3	2	7	\$720K	\$903K
	601, 11 Lee Centre Dr	Condo	1	1	19	\$359K	\$349K
	1905, 8 Lee Centre Dr	Condo	2	2	55	\$320K	\$326K
	3011, 36 Lee Centre Dr	Condo	2	2	2	\$416K	\$415K
23 February, 2017	4 Linville Rd	Detached	3	2	4	\$525K	\$751K
	830, 68 Corporate Dr	Condo	2	2	0	\$349K	\$370K
24 February, 2017	56 Stonehenge Cres	Detached	2	2	7	\$589K	\$701K
	816, 11 Lee Centre Dr	Condo	1	1	10	\$299K	\$308K
	2508, 88 Grangeway Ave	Condo	2	2	13	\$433K	\$433K
25 February, 2017	15 Farmbrook Rd	Detached	3	2	2	\$680K	\$720K
	Ph 309, 8 Lee Centre Dr	Condo	2	2	19	\$360K	\$363K
27 February, 2017	610, 8 Lee Center Dr	Condo	2	2	19	\$299K	\$333K
1 March, 2017	25 Brantwood Dr	Detached	3	2	8	\$700K	\$828K
2 March, 2017	173 Brimorton Dr	Detached	3	2	7	\$799K	\$870K
3 March, 2017	1001, 11 Lee Centre Dr	Condo	1	1	10	\$299K	\$315K
4 March, 2017	26 Gaiety Dr	Detached	3	2	7	\$700K	\$720K
	119 Porchester Dr	Semi-Detached	3	2	2	\$558K	\$682K
	1110, 11 Lee Centre Dr	Condo	2	2	5	\$359K	\$418K
6 March, 2017	306, 11 Lee Centre Dr	Condo	2	1	7	\$328K	\$328K

Data

Month, Day, Year of Sold Date	Address1	Property Type	Bedrooms	Washrooms	Days on the Market	List Price	Sold Price
6 March, 2017	806, 1 Lee Centre Dr	Condo	2	2	7	\$365K	\$375K
	1210, 1 Lee Centre Dr	Condo	2	2	1	\$364K	\$403K
7 March, 2017	57 Shawford Cres	Detached	3	2	11	\$800K	\$830K
8 March, 2017	61 Janray Dr	Detached	3	2	7	\$670K	\$800K
	126 Pegasus Tr	Detached	3	3	4	\$799K	\$1,025K
	616, 38 Lee Centre Dr	Condo	1	1	2	\$299K	\$300K
9 March, 2017	42 Densgrove Rd	Detached	3	2	7	\$749K	\$880K
	Ph 108, 8 Lee Center Dr	Condo	4	2	5	\$430K	\$440K
11 March, 2017	64 Northfield Rd	Detached	4	2	11	\$699K	\$838K
	3108, 36 Lee Centre Dr	Condo	1	1	2	\$310K	\$371K
14 March, 2017	28 Sharbot Ave	Detached	3	2	3	\$649K	\$889K
	1606, 38 Lee Centre Dr	Condo	1	1	9	\$275K	\$306K
15 March, 2017	26 Toulon Rd	Detached	3	2	5	\$625K	\$810K
	2826, 68 Corporate Dr	Condo	2	2	6	\$360K	\$451K
16 March, 2017	48 Jeremiah Lane	Townhouse	3	3	1	\$590K	\$685K
	91 Brantwood Dr	Detached	3	4	6	\$888K	\$1,070K
	2001, 8 Lee Centre Dr	Condo	1	1	5	\$279K	\$315K
17 March, 2017	17 Northleigh Dr	Detached	3	2	10	\$730K	\$900K
18 March, 2017	1707, 38 Lee Centre Dr	Condo	2	2	3	\$399K	\$415K
20 March, 2017	14 Panama Crt	Detached	3	2	20	\$810K	\$875K
21 March, 2017	11 Hogan Dr	Detached	3	2	7	\$700K	\$805K
	312, 88 Corporate Dr	Condo	1	1	6	\$350K	\$368K
	3033, 68 Corporate Dr	Condo	2	2	6	\$390K	\$490K
22 March, 2017	6 Brewton Rd	Detached	3	1	6	\$600K	\$866K
	27 Mossbank Dr	Detached	3	2	1	\$649K	\$770K
	50 Erinlea Cres	Detached	4	2	7	\$699K	\$825K
	90 Banmoor Blvd	Detached	4	1	6	\$799K	\$958K
	207, 88 Grangeway Ave	Condo	2	2	6	\$350K	\$508K

Data

Month, Day, Year of Sold Date	Address1	Property Type	Bedrooms	Washrooms	Days on the Market	List Price	Sold Price
22 March, 2017	1607, 88 Corporate Dr	Condo	2	2	9	\$389K	\$471K
	2815, 38 Lee Centre Dr	Condo	1	1	6	\$298K	\$365K
23 March, 2017	26 Jeffton Cres	Detached	3	2	2	\$690K	\$810K
	107 Kirker Ave	Detached	3	3	7	\$600K	\$770K
	1025, 68 Corporate Dr	Condo	2	2	1	\$390K	\$445K
	Ph202, 1 Lee Centre Dr	Condo	2	2	3	\$430K	\$460K
24 March, 2017	29 Stevenvale Dr	Detached	3	2	1	\$599K	\$850K
	230, 68 Corporate Dr	Condo	3	3	75	\$539K	\$530K
26 March, 2017	2410, 88 Corporate Dr	Condo	1	1	0	\$300K	\$350K
27 March, 2017	16 Clementine Sq	Detached	3	2	11	\$699K	\$885K
	108 Amberjack Blvd	Detached	3	2	7	\$730K	\$991K
	362 Bellamy Rd N	Detached	3	1	7	\$649K	\$820K
28 March, 2017	344 Painted Post Dr	Detached	3	2	5	\$799K	\$835K
29 March, 2017	808, 18 Lee Centre Dr	Condo	1	1	7	\$275K	\$385K
30 March, 2017	367 Bellamy Rd	Detached	3	2	6	\$749K	\$820K
	3206, 36 Lee Centre Dr	Condo	2	1	7	\$289K	\$370K
31 March, 2017	912, 68 Grangeway Ave	Condo	2	2	1	\$400K	\$468K
	1710, 1 Lee Centre Dr	Condo	2	2	3	\$420K	\$439K
2 April, 2017	61 Porchester Dr	Semi-Detached	3	3	5	\$570K	\$715K
	801, 1 Lee Centre Dr	Condo	1	1	17	\$359K	\$342K
	3039, 68 Corporate Dr	Condo	2	2	3	\$400K	\$502K
3 April, 2017	3 Plover Rd	Detached	4	2	2	\$770K	\$755K
	82 Chandler Dr	Detached	3	2	5	\$749K	\$892K
	113 Kirker Ave	Detached	3	2	14	\$759K	\$777K
	1405, 1275 Markham Rd	Condo	2	2	3	\$280K	\$360K
4 April, 2017	20 Mafeking Cres	Detached	3	2	7	\$700K	\$820K
	39 Angora St	Detached	4	2	6	\$600K	\$880K
	85 Benshire Dr	Detached	3	2	6	\$699K	\$850K

Data

Month, Day, Year of Sold Date	Address1	Property Type	Bedrooms	Washrooms	Days on the Market	List Price	Sold Price
4 April, 2017	128 Lynnbrook Dr	Detached	3	2	7	\$729K	\$871K
5 April, 2017	18 Nightingale Pl	Detached	3	2	8	\$789K	\$920K
	23 Northfield Rd	Detached	3	2	7	\$699K	\$711K
	36 Firth Cres	Detached	4	2	15	\$850K	\$835K
	55 Mountland Dr	Detached	3	2	9	\$699K	\$700K
6 April, 2017	82 Benshire Dr	Detached	3	3	9	\$730K	\$1,060K
	918, 88 Corporate Dr	Condo	1	1	9	\$329K	\$375K
	2711, 36 Lee Centre Dr	Condo	2	2	15	\$399K	\$440K
7 April, 2017	2330, 68 Corporate Dr	Condo	2	2	10	\$350K	\$445K
8 April, 2017	1902, 88 Corporate Dr	Condo	2	2	5	\$389K	\$500K
9 April, 2017	3 Jeffton Cres	Detached	3	3	13	\$800K	\$800K
10 April, 2017	484 Scarborough Golf Clu Rd	Detached	3	2	5	\$699K	\$755K
11 April, 2017	2301, 11 Lee Centre Dr	Condo	1	1	4	\$289K	\$340K
12 April, 2017	75 Shier Dr	Detached	3	2	6	\$649K	\$805K
	428 Brimorton Dr	Detached	3	2	7	\$798K	\$1,050K
	2209, 36 Lee Centre Dr	Condo	2	2	2	\$479K	\$550K
13 April, 2017	38 Sundance Cres	Detached	3	2	11	\$650K	\$732K
	2501, 88 Grangeway Ave	Condo	1	1	9	\$324K	\$355K
14 April, 2017	61 Farmbrook Rd	Detached	3	2	9	\$699K	\$786K
	1416, 88 Corporate Dr	Condo	2	2	3	\$400K	\$505K
	1802, 8 Lee Centre Dr	Condo	1	1	1	\$310K	\$305K
15 April, 2017	727, 68 Corporate Dr	Condo	1	1	3	\$260K	\$340K
16 April, 2017	20 Cheyenne Dr	Detached	3	2	6	\$749K	\$989K
17 April, 2017	12 Chandler Dr	Detached	5	2	12	\$779K	\$795K
	183 Sedgemount Dr	Detached	3	2	5	\$698K	\$808K
18 April, 2017	45 Six Nations Ave	Detached	3	2	12	\$869K	\$840K
19 April, 2017	89 Banmoor Blvd	Detached	3	2	7	\$699K	\$850K
	2012, 8 Lee Centre Dr	Condo	1	1	7	\$360K	\$360K

Data

Month, Day, Year of Sold Date	Address1	Property Type	Bedrooms	Washrooms	Days on the Market	List Price	Sold Price
19 April, 2017	3222, 68 Corporate Dr	Condo	3	3	7	\$450K	\$575K
20 April, 2017	612, 68 Grangeway Ave	Condo	2	2	2	\$399K	\$500K
21 April, 2017	7 Toulon Rd	Detached	3	2	4	\$650K	\$857K
	615, 1 Lee Centre Dr	Condo	1	1	15	\$349K	\$350K
	2208, 68 Grangeway Ave	Condo	2	2	8	\$359K	\$638K
	2606, 36 Lee Centre Dr	Condo	2	1	7	\$290K	\$345K
	3115, 38 Lee Centre Dr	Condo	2	1	7	\$320K	\$375K
23 April, 2017	1512, 36 Lee Centre Dr	Condo	1	1	31	\$289K	\$315K
24 April, 2017	10 Wortham Dr	Detached	3	2	3	\$699K	\$820K
	32 Earlthorpe Cres	Semi-Detached	4	3	6	\$750K	\$830K
	46 Jeffton Cres	Detached	3	2	4	\$629K	\$700K
	81 Nelson St	Detached	3	2	6	\$698K	\$810K
	2239, 68 Corporate Dr	Condo	2	2	11	\$399K	\$498K
	Ph302, 36 Lee Centre Dr	Condo	2	2	6	\$399K	\$505K
25 April, 2017	3 Faraday Dr	Detached	3	2	6	\$650K	\$768K
	12 Benhur Cres	Detached	3	2	7	\$599K	\$755K
	33 Porchester Dr	Semi-Detached	3	2	10	\$569K	\$725K
	211, 452 Scarborough Golf Clu Rd, Toron..	Condo	1	1	22	\$250K	\$250K
26 April, 2017	147 Porchester Dr	Detached	3	2	8	\$749K	\$740K
	309 Painted Post Dr	Detached	2	2	8	\$699K	\$809K
	1905, 88 Corporate Dr	Condo	1	1	8	\$299K	\$366K
27 April, 2017	183 Bellamy Rd	Detached	2	2	11	\$800K	\$870K
	815, 1 Lee Centre Dr	Condo	1	1	4	\$359K	\$358K
29 April, 2017	5 Porchester Dr	Semi-Detached	3	2	3	\$650K	\$735K
	72 Chandler Dr	Detached	3	2	19	\$830K	\$850K
	506, 18 Lee Centre Dr	Condo	4	2	2	\$400K	\$495K
30 April, 2017	10 Mayhill Cres	Detached	4	3	5	\$699K	\$805K
	1701, 11 Lee Centre Dr	Condo	1	1	9	\$300K	\$337K

Data

Month, Day, Year of Sold Date	Address1	Property Type	Bedrooms	Washrooms	Days on the Market	List Price	Sold Price
1 May, 2017	67 Parkington Cres	Detached	4	2	5	\$800K	\$891K
	138 Janray Dr	Detached	3	2	13	\$729K	\$740K
2 May, 2017	8 Benlark Crt	Detached	3	2	8	\$699K	\$770K
	819, 88 Corporate Dr	Condo	1	1	18	\$360K	\$360K
	937, 68 Corporate Dr	Condo	1	1	5	\$320K	\$343K
	1202, 11 Lee Centre Dr	Condo	2	2	22	\$450K	\$450K
	1531, 68 Corporate Dr	Condo	1	1	6	\$300K	\$355K
3 May, 2017	6 Delawana Dr	Detached	3	2	23	\$840K	\$825K
	11 Steenvale Dr	Detached	3	2	21	\$800K	\$760K
4 May, 2017	4 Gander Dr	Detached	3	3	7	\$799K	\$855K
	52 Northfield Rd	Detached	3	2	8	\$729K	\$799K
5 May, 2017	2201, 38 Lee Centre Dr	Condo	2	1	10	\$320K	\$375K
	Ph 308, 18 Lee Centre Dr	Condo	2	2	10	\$429K	\$472K
	Ph1, 1275 Markham Rd	Condo	3	2	2	\$299K	\$412K
6 May, 2017	10 Baybrook Cres	Detached	3	2	1	\$879K	\$865K
	73 Portico Dr S	Detached	3	2	11	\$789K	\$885K
	1119, 88 Corporate Dr	Condo	1	1	16	\$299K	\$301K
7 May, 2017	24 Longhouse Pl	Detached	3	1	25	\$790K	\$740K
	73 Janray Dr	Detached	3	2	9	\$800K	\$825K
8 May, 2017	711, 38 Lee Centre Dr	Condo	1	1	10	\$288K	\$317K
	2603, 115 Omni Dr	Condo	3	2	10	\$469K	\$530K
9 May, 2017	1813, 88 Corporate Dr	Condo	2	2	5	\$489K	\$485K
10 May, 2017	4 Crusader St N	Detached	3	3	20	\$877K	\$855K
	40 Shawford Cres	Detached	3	2	6	\$630K	\$653K
11 May, 2017	47 Pandora Circ	Detached	3	2	63	\$766K	\$840K
	67 Bakerton Dr	Semi-Detached	3	2	9	\$589K	\$676K
	305, 68 Grangeway Ave	Condo	2	2	9	\$399K	\$430K
	1905, 36 Lee Centre Dr	Condo	1	1	2	\$290K	\$315K

Data

Month, Day, Year of Sold Date	Address1	Property Type	Bedrooms	Washrooms	Days on the Market	List Price	Sold Price
13 May, 2017	76 Benshire Dr	Detached	3	2	9	\$799K	\$800K
14 May, 2017	735, 68 Corporate Dr	Condo	1	1	3	\$300K	\$351K
15 May, 2017	2006, 88 Corporate Dr	Condo	3	2	12	\$499K	\$605K
16 May, 2017	5 Hogan Dr	Detached	3	4	0	\$800K	\$795K
	9 Benshire Dr	Detached	3	1	8	\$550K	\$583K
	34 Stonemanse Crt	Detached	4	4	6	\$1,100K	\$1,400K
	513, 8 Lee Centre Dr	Condo	2	2	25	\$390K	\$361K
17 May, 2017	46 Albacore Cres	Detached	3	2	21	\$750K	\$820K
18 May, 2017	49 Wortham Dr	Detached	3	2	5	\$670K	\$829K
20 May, 2017	16 Pelmar Pl	Detached	3	2	11	\$725K	\$687K
	40 Earlthorpe Cres	Semi-Detached	3	2	9	\$750K	\$750K
	3005, 36 Lee Centre Dr	Condo	1	1	4	\$259K	\$255K
21 May, 2017	1239, 68 Corporate Dr	Condo	2	2	7	\$400K	\$450K
23 May, 2017	61 Lynnbrook Dr	Detached	3	2	6	\$789K	\$803K
	Ph309, 1 Lee Centre Dr	Condo	2	2	16	\$399K	\$440K
24 May, 2017	29 Greenholm Crct	Detached	3	2	14	\$800K	\$755K
	81 Rochman Blvd	Semi-Detached	4	2	12	\$549K	\$630K
	702, 36 Lee Centre Dr	Condo	1	1	12	\$320K	\$330K
25 May, 2017	2703, 36 Lee Centre Dr	Condo	2	1	27	\$389K	\$390K
	2808, 88 Corporate Dr	Condo	2	2	7	\$430K	\$485K
26 May, 2017	48 Sharbot Ave	Detached	3	2	7	\$599K	\$720K
	2231, 68 Corporate Dr	Condo	1	1	8	\$342K	\$350K
28 May, 2017	705, 8 Lee Centre Dr	Condo	1	1	11	\$355K	\$353K
29 May, 2017	19 Bigwood Crt	Detached	3	1	4	\$569K	\$590K
	23 Wantanopa Cres	Detached	3	1	5	\$680K	\$675K
	48 Densgrove Rd	Detached	3	2	4	\$699K	\$750K
	2108, 1 Lee Centre Dr	Condo	1	1	12	\$359K	\$350K
30 May, 2017	12 Lucerne Crt	Detached	3	3	9	\$700K	\$820K

Data

Month, Day, Year of Sold Date	Address1	Property Type	Bedrooms	Washrooms	Days on the Market	List Price	Sold Price
30 May, 2017	30 Blakemanor Blvd	Detached	3	2	13	\$700K	\$705K
	2623, 68 Corporate Dr	Condo	1	1	4	\$339K	\$335K
31 May, 2017	62 Shier Dr	Detached	3	3	7	\$650K	\$720K
	77 Sophia Dr	Semi-Detached	3	2	0	\$580K	\$620K
	2301, 36 Lee Centre Dr	Condo	1	1	8	\$310K	\$340K
2 June, 2017	212 Scarborough Golf Clu Rd	Townhouse	3	3	22	\$640K	\$645K
3 June, 2017	1205, 1 Lee Centre Dr	Condo	2	2	7	\$400K	\$394K
	3311, 36 Lee Centre Dr	Condo	2	2	18	\$390K	\$385K
	Ph102, 36 Lee Centre Dr N	Condo	2	2	4	\$449K	\$530K
5 June, 2017	33 Jeffton Cres	Detached	3	2	7	\$649K	\$653K
	68 Nelson St	Detached	3	2	6	\$849K	\$895K
6 June, 2017	62 Bailey Cres	Detached	3	2	33	\$750K	\$705K
	96 Thornbeck Dr	Detached	3	4	8	\$600K	\$784K
7 June, 2017	1001, 1275 Markham Rd	Condo	3	2	5	\$370K	\$355K
8 June, 2017	45 Dormington Dr	Detached	3	2	16	\$689K	\$801K
9 June, 2017	2313, 1 Lee Centre Dr	Condo	1	1	17	\$300K	\$369K
10 June, 2017	#1708, 18 Lee Centre Dr	Condo	1	1	12	\$299K	\$355K
11 June, 2017	2706, 88 Grangeway Ave	Condo	1	1	4	\$360K	\$360K
12 June, 2017	61 Wortham Dr	Detached	3	2	20	\$750K	\$752K
	929 Brimorton Dr	Detached	3	2	32	\$650K	\$650K
13 June, 2017	2 Benlight Cres	Detached	3	1	8	\$580K	\$677K
	785 Brimley Rd	Detached	3	2	5	\$700K	\$760K
14 June, 2017	25 Crusader St	Detached	3	3	7	\$735K	\$728K
	509, 452 Scarborough Golf Clu Rd, Toron..	Condo	2	2	20	\$360K	\$355K
	2722, 68 Corporate Dr	Condo	2	2	12	\$290K	\$325K
15 June, 2017	18 Mayhill Cres	Detached	4	3	37	\$749K	\$740K
	44 Earlthorpe Cres	Semi-Detached	3	2	6	\$640K	\$670K
	2612, 38 Lee Centre Dr	Condo	2	1	7	\$320K	\$350K

Data

Month, Day, Year of Sold Date	Address1	Property Type	Bedrooms	Washrooms	Days on the Market	List Price	Sold Price
16 June, 2017	25 Earlthorpe Cres	Semi-Detached	3	2	9	\$750K	\$700K
	2228, 68 Corporate Dr	Condo	2	2	18	\$398K	\$370K
19 June, 2017	24 Barkworth Pl	Detached	3	2	26	\$740K	\$733K
	362 Bellamy Rd N	Detached	3	1	10	\$649K	\$650K
	907, 38 Lee Centre Dr	Condo	2	2	7	\$425K	\$420K
20 June, 2017	1509, 1 Lee Centre Dr	Condo	2	2	5	\$398K	\$395K
	1813, 1 Lee Centre Dr	Condo	1	1	32	\$359K	\$350K
21 June, 2017	22 Stonehenge Cres	Detached	3	2	9	\$825K	\$730K
	26 Ellie Dr	Detached	3	1	9	\$630K	\$620K
	, Ph303, 8 Lee Centre Dr	Condo	4	3	16	\$498K	\$495K
23 June, 2017	Ph205, 18 Lee Centre Dr	Condo	4	3	35	\$500K	\$481K
26 June, 2017	4 Netheravon Rd	Detached	3	2	17	\$800K	\$760K
	8 Ben Alder Dr	Detached	2	1	4	\$499K	\$650K
27 June, 2017	24 Lucerne Crt	Detached	3	2	16	\$700K	\$730K
	445 Painted Post Dr	Detached	3	1	32	\$650K	\$630K
	703, 88 Grangeway Ave	Condo	2	2	15	\$450K	\$439K
29 June, 2017	7 Millmere Dr	Detached	3	4	24	\$699K	\$725K
	1903, 88 Grangeway Ave	Condo	2	2	34	\$489K	\$473K
30 June, 2017	7 Berkham Rd	Detached	3	2	11	\$800K	\$815K
	1805, 18 Lee Centre Dr	Condo	1	1	28	\$349K	\$349K
3 July, 2017	16 Cotteswood Pl	Detached	3	3	24	\$899K	\$899K
	2925, 68 Corporate Dr	Condo	2	2	10	\$469K	\$460K
4 July, 2017	27 Mafeking Cres	Detached	3	2	47	\$639K	\$640K
5 July, 2017	64 Shoredale Dr	Detached	3	3	11	\$800K	\$787K
6 July, 2017	26 Brewton Rd	Detached	3	2	34	\$700K	\$740K
	59 Densgrove Dr	Detached	3	3	5	\$759K	\$746K
	2512, 38 Lee Centre Dr	Condo	2	1	13	\$299K	\$353K
7 July, 2017	3 Acre Heights Cres	Detached	4	2	44	\$759K	\$700K

Data

Month, Day, Year of Sold Date	Address1	Property Type	Bedrooms	Washrooms	Days on the Market	List Price	Sold Price
10 July, 2017	8 Banmoor Blvd	Detached	3	3	19	\$799K	\$800K
	1201, 11 Lee Centre Dr	Condo	1	1	6	\$300K	\$336K
11 July, 2017	2207, 36 Lee Centre Dr	Condo	2	2	64	\$430K	\$420K
12 July, 2017	35 Benshire Dr	Detached	3	1	23	\$650K	\$615K
13 July, 2017	14 Montavista St	Detached	5	4	15	\$800K	\$850K
16 July, 2017	31 Sharbot Ave	Detached	3	2	68	\$749K	\$725K
17 July, 2017	7 Bridlington St	Detached	3	2	20	\$795K	\$786K
18 July, 2017	116 Mossbank Dr	Detached	3	2	24	\$700K	\$762K
	208 Scarborough Golf Clu Rd	Townhouse	3	3	8	\$599K	\$600K
	1501, 88 Corporate Dr	Condo	1	1	7	\$335K	\$366K
19 July, 2017	121 Golfhaven Dr	Detached	3	2	1	\$525K	\$575K
	1006, 36 Lee Centre Dr	Condo	2	1	9	\$300K	\$340K
20 July, 2017	62 Shier Dr	Detached	3	3	10	\$599K	\$610K
21 July, 2017	19 Vanwart Dr	Detached	3	2	24	\$760K	\$740K
	1707, 8 Lee Centre Dr	Condo	2	2	16	\$380K	\$373K
23 July, 2017	2303, 88 Grangeway Ave	Condo	2	2	67	\$489K	\$475K
25 July, 2017	14 Pineslope Cres	Detached	4	2	26	\$800K	\$780K
	48 Grassington Cres	Detached	3	2	29	\$799K	\$768K
	768 Scarborough Golf Clu Rd	Detached	3	3	39	\$750K	\$687K
	1013, 8 Lee Centre Dr	Condo	2	2	8	\$380K	\$367K
	1201, 1275 Markham Rd	Condo	3	2	8	\$369K	\$360K
26 July, 2017	20 Cheyenne Dr	Detached	3	2	17	\$825K	\$806K
	3261 Lawrence Ave E	Detached	4	2	7	\$649K	\$700K
	Ph105, 8 Lee Centre Dr	Condo	3	2	57	\$389K	\$351K
27 July, 2017	28 Pendle Hill Crt	Semi-Detached	3	2	9	\$625K	\$655K
	Ph303, 11 Lee Centre Dr	Condo	2	2	22	\$469K	\$442K
28 July, 2017	11 Gracemount Cres	Detached	3	2	7	\$700K	\$689K
29 July, 2017	34 Mid Pines Rd	Detached	3	2	17	\$579K	\$560K

Data

Month, Day, Year of Sold Date	Address1	Property Type	Bedrooms	Washrooms	Days on the Market	List Price	Sold Price
1 August, 2017	7 Lynnbrook Dr	Detached	3	2	12	\$699K	\$690K
2 August, 2017	22 Portico Dr	Detached	3	2	4	\$690K	\$701K
	516, 11 Lee Centre Dr	Condo	1	1	9	\$337K	\$331K
	811, 8 Lee Centre Dr	Condo	2	2	22	\$360K	\$350K
7 August, 2017	19 Bigwood Crt	Detached	3	1	2	\$590K	\$590K
	32 Stoneton Dr	Semi-Detached	4	2	32	\$675K	\$668K
8 August, 2017	1508, 18 Lee Centre Dr	Condo	1	1	18	\$299K	\$335K
9 August, 2017	607, 36 Lee Centre Dr	Condo	2	2	58	\$380K	\$384K
10 August, 2017	32 Peking Rd	Detached	3	2	31	\$739K	\$690K
	122, 38 Lee Centre Dr	Townhouse	2	2	28	\$429K	\$417K
	413, 88 Corporate Dr	Condo	2	2	35	\$470K	\$455K
	1707, 18 Lee Centre Dr	Condo	1	1	10	\$324K	\$318K
11 August, 2017	12 Peace Dr	Detached	3	3	3	\$697K	\$675K
13 August, 2017	40 Windover Dr	Detached	4	3	8	\$725K	\$713K
15 August, 2017	605A, 88 Corporate Dr	Condo	2	2	42	\$388K	\$375K
	1605, 8 Lee Centre Dr	Condo	2	2	53	\$399K	\$375K
16 August, 2017	211 Confederation Dr	Detached	5	4	2	\$849K	\$835K
	3638, 68 Corporate Dr	Condo	2	2	36	\$439K	\$410K
17 August, 2017	107 Kirker Ave	Detached	3	3	35	\$750K	\$720K
	1909, 38 Lee Centre Dr	Condo	2	2	8	\$459K	\$438K
19 August, 2017	3112, 38 Lee Centre Dr	Condo	2	1	32	\$399K	\$400K
21 August, 2017	19 Peace Dr	Detached	3	2	6	\$600K	\$675K
22 August, 2017	12 Parkington Cres	Detached	4	2	5	\$700K	\$736K
	27 Sunderland Cres	Semi-Detached	4	2	5	\$629K	\$628K
24 August, 2017	919 Scarborough Golf Clu Rd	Detached	3	2	10	\$730K	\$707K
	1201, 18 Lee Centre Dr	Condo	1	1	4	\$340K	\$325K
25 August, 2017	1202, 38 Lee Centre Dr	Condo	1	1	3	\$349K	\$346K
26 August, 2017	3 Bainhart Cres	Detached	4	3	49	\$900K	\$850K

Data

Month, Day, Year of Sold Date	Address1	Property Type	Bedrooms	Washrooms	Days on the Market	List Price	Sold Price
27 August, 2017	1209, 68 Grangeway Ave	Condo	2	2	7	\$467K	\$449K
28 August, 2017	15 Benlight Cres	Detached	3	2	89	\$640K	\$610K
	1503, 36 Lee Centre Dr	Condo	2	1	18	\$370K	\$365K
29 August, 2017	808, 8 Lee Centre Dr	Condo	2	2	69	\$380K	\$360K
	1102, 1275 Markham Rd	Condo	2	2	32	\$350K	\$338K
	3008, 88 Grangeway Ave	Condo	2	2	27	\$550K	\$549K
30 August, 2017	501, 18 Lee Centre Dr	Condo	1	1	34	\$300K	\$340K
31 August, 2017	1610, 18 Lee Centre Dr	Condo	2	2	10	\$370K	\$365K
2 September, 2017	2101, 1 Lee Centre Dr	Condo	1	1	9	\$340K	\$337K
3 September, 2017	1914, 88 Corporate Dr	Condo	2	2	16	\$459K	\$447K
7 September, 2017	8 Vesper Crt	Detached	3	1	2	\$669K	\$650K
	Ph 110, 1 Lee Centre Dr	Condo	2	2	56	\$389K	\$380K
8 September, 2017	2110, 38 Lee Centre Dr	Condo	2	1	27	\$350K	\$347K
	2215, 38 Lee Centre Dr	Condo	1	1	77	\$360K	\$345K
11 September, 2017	24 Gaitwin Pl	Detached	3	2	32	\$779K	\$748K
12 September, 2017	2208, 88 Grangeway Ave	Condo	2	2	18	\$528K	\$520K
13 September, 2017	1816, 11 Lee Centre Dr	Condo	1	1	21	\$335K	\$335K
15 September, 2017	4 Wonderland Dr	Detached	4	2	10	\$760K	\$730K
16 September, 2017	1103A, 88 Corporate Dr	Condo	2	2	9	\$439K	\$437K
17 September, 2017	6 Mafeking Cres	Detached	3	2	4	\$695K	\$684K
18 September, 2017	2105, 8 Lee Centre Dr	Condo	2	2	13	\$400K	\$390K
19 September, 2017	1903, 1 Lee Centre Dr	Condo	2	2	33	\$399K	\$385K
20 September, 2017	14 Griselda Cres	Detached	3	2	13	\$740K	\$733K
	17 Tralee Ave	Detached	3	2	9	\$600K	\$605K
21 September, 2017	72 Shier Dr	Detached	3	2	1	\$669K	\$657K
	1637, 68 Corporate Dr	Condo	1	1	9	\$340K	\$350K
22 September, 2017	126 Porchester Dr	Detached	3	2	22	\$667K	\$643K
	2010, 18 Lee Centre Dr	Condo	2	2	35	\$410K	\$390K

Data

Month, Day, Year of Sold Date	Address1	Property Type	Bedrooms	Washrooms	Days on the Market	List Price	Sold Price
23 September, 2017	55 Gondola Cres	Detached	3	2	9	\$699K	\$675K
	903, 18 Lee Centre Dr	Condo	2	2	7	\$357K	\$350K
24 September, 2017	77 Porchester Dr	Semi-Detached	3	3	32	\$660K	\$635K
26 September, 2017	903, 38 Lee Centre Dr	Condo	1	1	19	\$309K	\$301K
	Ph102, 8 Lee Center Crt	Condo	2	3	25	\$459K	\$400K
27 September, 2017	93 Banmoor Blvd	Detached	3	2	20	\$729K	\$698K
	710, 18 Lee Centre Dr	Condo	2	2	35	\$370K	\$362K
28 September, 2017	1811, 88 Corporate Dr	Condo	2	2	21	\$465K	\$440K
	1828, 68 Corporate Dr	Condo	2	2	35	\$420K	\$405K
29 September, 2017	118, 88 Corporate Dr	Condo	1	1	4	\$300K	\$325K
2 October, 2017	Ph107, 1 Lee Centre Dr	Condo	2	2	14	\$419K	\$400K
4 October, 2017	1815, 68 Grangeway Ave	Condo	1	1	12	\$329K	\$340K
5 October, 2017	175 Lynnbrook Dr	Detached	3	2	3	\$649K	\$735K
6 October, 2017	907, 88 Grangeway Ave	Condo	2	2	30	\$430K	\$412K
	1205, 8 Lee Centre Dr	Condo	1	1	31	\$360K	\$379K
7 October, 2017	Ph308, 18 Lee Centre Dr	Condo	2	2	44	\$428K	\$415K
10 October, 2017	1 Chandler Dr	Detached	3	3	33	\$850K	\$820K
11 October, 2017	19 Hoshlega Dr	Detached	3	2	20	\$719K	\$718K
	1802, 38 Lee Centre Dr	Condo	1	1	82	\$333K	\$325K
	1907, 88 Grangeway Ave	Condo	2	2	21	\$420K	\$415K
12 October, 2017	62 Jeremiah Lane	Townhouse	3	3	3	\$664K	\$655K
	709, 8 Lee Centre Dr	Condo	2	2	35	\$369K	\$360K
	1003, 18 Lee Centre Dr	Condo	2	2	37	\$365K	\$353K
13 October, 2017	2 Fortune Gate	Detached	4	3	7	\$700K	\$800K
	71 Stevenvale Dr	Semi-Detached	3	2	15	\$639K	\$634K
	1207, 8 Lee Centre Dr	Condo	4	2	7	\$400K	\$405K
14 October, 2017	14 Shawford Cres	Detached	3	2	15	\$725K	\$710K
	1508, 1 Lee Centre Dr	Condo	1	1	65	\$360K	\$345K

Data

Month, Day, Year of Sold Date	Address1	Property Type	Bedrooms	Washrooms	Days on the Market	List Price	Sold Price
15 October, 2017	31 Eastpark Blvd	Detached	3	3	4	\$799K	\$855K
	302, 88 Corporate Dr	Condo	2	2	33	\$430K	\$430K
17 October, 2017	45 Northfield Rd	Detached	3	1	25	\$650K	\$660K
	51 Mountland Dr	Detached	3	2	21	\$729K	\$681K
18 October, 2017	23 Chancellor Dr	Detached	3	2	26	\$727K	\$716K
	2509, 36 Lee Centre Dr	Condo	2	2	42	\$445K	\$425K
19 October, 2017	6 Summerbridge Rd	Detached	4	3	41	\$830K	\$807K
	908, 1 Lee Centre Dr	Condo	1	1	5	\$299K	\$319K
	1207, 36 Lee Centre Dr	Condo	2	2	13	\$390K	\$415K
20 October, 2017	27 Botany Hill Rd	Detached	3	2	3	\$620K	\$620K
	1004, 1275 Markham Rd	Condo	3	2	2	\$350K	\$341K
21 October, 2017	7 Bellechasse St	Detached	3	3	2	\$729K	\$724K
	705, 11 Lee Centre Dr	Condo	1	1	30	\$340K	\$332K
	Ph 102, 1 Lee Centre Dr	Condo	2	2	19	\$350K	\$380K
23 October, 2017	1612, 18 Lee Centre Dr	Condo	3	2	70	\$398K	\$380K
24 October, 2017	28 Brantwood Dr	Detached	3	2	12	\$770K	\$730K
	1002, 18 Lee Centre Dr	Condo	3	2	6	\$299K	\$382K
	1835, 68 Corporate Dr	Condo	1	1	26	\$318K	\$309K
	2901, 36 Lee Centre Dr	Condo	2	1	4	\$360K	\$350K
25 October, 2017	318, 88 Corporate Dr	Condo	1	1	6	\$368K	\$368K
26 October, 2017	32 Lucerne Crt	Detached	3	2	22	\$749K	\$730K
	45 Mountland Dr	Detached	3	2	2	\$550K	\$540K
	1607, 18 Lee Centre Dr	Condo	1	1	42	\$364K	\$355K
27 October, 2017	25 Crusader St	Detached	3	3	15	\$739K	\$720K
	713, 88 Corporate Dr	Condo	2	2	53	\$439K	\$430K
	796 Scarborough Golf Clu Rd	Detached	5	3	17	\$839K	\$770K
28 October, 2017	1801, 18 Lee Centre Dr	Condo	1	1	11	\$335K	\$327K
	3207, 38 Lee Centre Dr	Condo	2	2	22	\$429K	\$415K

Data

Month, Day, Year of Sold Date	Address1	Property Type	Bedrooms	Washrooms	Days on the Market	List Price	Sold Price
29 October, 2017	2218, 88 Corporate Dr	Condo	1	1	6	\$350K	\$340K
30 October, 2017	21 Earlthorpe Cres	Semi-Detached	3	2	12	\$700K	\$720K
	803, 8 Lee Centre Dr	Condo	2	2	4	\$369K	\$359K
31 October, 2017	53 Eastpark Blvd	Detached	3	2	12	\$775K	\$750K
	539, 68 Corporate Dr	Condo	2	2	50	\$439K	\$408K
	608, 11 Lee Centre Dr	Condo	1	1	18	\$330K	\$335K
	803, 11 Lee Centre Dr	Condo	2	1	33	\$369K	\$355K
	806, 38 Lee Centre Dr	Condo	1	1	8	\$318K	\$310K
1 November, 2017	1923, 68 Corporate Dr	Condo	1	1	17	\$300K	\$322K
	Ph 206, 8 Lee Centre Dr	Condo	4	3	19	\$500K	\$480K
2 November, 2017	365 Painted Post Dr	Detached	3	2	20	\$699K	\$650K
3 November, 2017	97 Pandora Circ	Detached	3	1	9	\$650K	\$625K
	509, 36 Lee Centre Dr	Condo	2	2	36	\$435K	\$405K
	1528, 68 Corporate Dr	Condo	2	2	18	\$410K	\$410K
	1820, 88 Corporate Dr	Condo	1	1	29	\$349K	\$338K
5 November, 2017	1215, 36 Lee Centre Dr	Condo	1	1	60	\$345K	\$327K
6 November, 2017	613, 8 Lee Centre Dr	Condo	2	2	14	\$370K	\$360K
7 November, 2017	3 Benfrisco Cres	Detached	3	2	19	\$730K	\$709K
	1209, 36 Lee Centre Dr	Condo	2	2	13	\$409K	\$400K
8 November, 2017	1 Mayhill Cres	Detached	4	2	58	\$739K	\$709K
	30 Stonehenge Cres	Detached	3	2	12	\$749K	\$735K
	66 Banmoor Blvd	Detached	4	2	27	\$599K	\$650K
	617, 88 Corporate Dr	Condo	2	2	50	\$435K	\$425K
	2015, 68 Grangeway Ave	Condo	1	1	14	\$350K	\$368K
	2202, 38 Lee Centre Dr	Condo	1	1	6	\$330K	\$350K
	2206, 68 Grangeway Ave	Condo	2	2	14	\$438K	\$433K
3205, 36 Lee Centre Dr	Condo	1	1	20	\$300K	\$304K	
9 November, 2017	5 Indian Mound Cres	Detached	3	2	16	\$799K	\$831K

Data

Month, Day, Year of Sold Date	Address1	Property Type	Bedrooms	Washrooms	Days on the Market	List Price	Sold Price
9 November, 2017	48 Dolly Varden Blvd	Detached	4	2	8	\$750K	\$745K
	2106, 18 Lee Centre Dr	Condo	3	2	95	\$429K	\$410K
	2711, 38 Lee Centre Dr	Condo	1	1	48	\$310K	\$305K
10 November, 2017	1104, 1275 Markham Rd	Condo	3	2	27	\$400K	\$378K
	2737, 68 Corporate Dr	Condo	1	1	9	\$359K	\$350K
11 November, 2017	1208, 1 Lee Centre Dr	Condo	1	1	18	\$351K	\$337K
12 November, 2017	3009, 36 Lee Centre Dr	Condo	2	2	23	\$420K	\$400K
	#1539, 68 Corporate Dr	Condo	2	2	17	\$439K	\$440K
13 November, 2017	609, 8 Lee Centre Dr	Condo	2	2	26	\$389K	\$360K
	808 Brimorton Dr	Detached	3	2	12	\$599K	\$645K
	1132, 68 Corporate Dr	Condo	2	2	32	\$420K	\$408K
14 November, 2017	183 Confederation Dr	Detached	2	2	19	\$669K	\$700K
	731 Scarborough Golf Clu Rd	Detached	3	2	31	\$550K	\$575K
15 November, 2017	816, 8 Lee Centre Dr	Condo	1	1	13	\$298K	\$333K
16 November, 2017	305, 8 Lee Centre Dr	Condo	1	1	22	\$330K	\$325K
	512, 1 Lee Centre Dr	Condo	2	2	44	\$380K	\$383K
	601, 18 Lee Centre Dr	Condo	1	1	2	\$318K	\$330K
	851 Brimorton Dr	Detached	4	3	29	\$730K	\$725K
17 November, 2017	26 Caddy Dr	Detached	3	1	15	\$600K	\$600K
	52 Mid Pines Rd	Detached	3	2	52	\$679K	\$657K
18 November, 2017	1603, 1 Lee Centre Dr	Condo	2	2	16	\$400K	\$390K
	3016, 36 Lee Centre Dr	Condo	1	1	37	\$359K	\$359K
19 November, 2017	1505, 88 Corporate Dr	Condo	1	1	15	\$346K	\$344K
20 November, 2017	201, 452 Scarborough Golf Clu Rd	Condo	2	2	91	\$349K	\$339K
	1409, 88 Corporate Dr	Condo	1	1	102	\$380K	\$365K
21 November, 2017	96 Amberjack Blvd	Detached	3	2	19	\$800K	\$725K
	1112, 36 Lee Centre Dr	Condo	1	1	4	\$319K	\$308K
22 November, 2017	1107, 38 Lee Centre Dr	Condo	2	2	13	\$418K	\$412K

Data

Month, Day, Year of Sold Date	Address1	Property Type	Bedrooms	Washrooms	Days on the Market	List Price	Sold Price
24 November, 2017	54 Angora St	Detached	3	3	37	\$740K	\$680K
	606, 18 Lee Centre Dr	Condo	3	2	2	\$420K	\$405K
	3208, 36 Lee Centre Dr	Condo	1	1	65	\$346K	\$342K
27 November, 2017	15 Dolly Varden Blvd	Detached	3	4	21	\$739K	\$715K
	2005, 11 Lee Centre Dr	Condo	1	1	4	\$349K	\$338K
28 November, 2017	Th102, 36 Lee Centre Dr	Townhouse	2	2	9	\$495K	\$480K
30 November, 2017	2111, 36 Lee Centre Dr	Condo	2	2	35	\$410K	\$400K
1 December, 2017	26 Eastpark Blvd	Detached	3	2	32	\$699K	\$655K
	Ph309, 11 Lee Centre Dr	Condo	1	1	43	\$340K	\$325K
2 December, 2017	26 Painted Post Dr	Detached	3	1	17	\$665K	\$645K
	609, 36 Lee Centre Dr	Condo	2	2	10	\$429K	\$415K
	Ph103, 11 Lee Centre Dr	Condo	2	2	29	\$430K	\$420K
3 December, 2017	42 Samson Cres	Detached	3	2	27	\$699K	\$685K
4 December, 2017	1703, 88 Corporate Dr	Condo	2	2	7	\$430K	\$420K
5 December, 2017	26 Benlight Cres	Detached	4	3	52	\$850K	\$835K
	129 Painted Post Dr	Semi-Detached	3	2	73	\$600K	\$580K
	1806, 11 Lee Centre Dr E	Condo	2	1	85	\$390K	\$360K
	3231, 68 Corporate Dr	Condo	1	1	15	\$360K	\$355K
6 December, 2017	1739, 68 Corporate Dr	Condo	2	2	53	\$449K	\$428K
7 December, 2017	40 Rochman Blvd	Detached	3	2	44	\$800K	\$794K
	133 Porchester Dr	Detached	3	2	25	\$680K	\$655K
8 December, 2017	37 Mountland Dr	Detached	3	2	9	\$600K	\$641K
	311, 1 Lee Centre Dr	Condo	2	2	23	\$419K	\$413K
	1012, 36 Lee Centre Dr	Condo	1	1	15	\$320K	\$310K
	1109, 8 Lee Centre Dr	Condo	2	2	31	\$410K	\$378K
9 December, 2017	912, 11 Lee Centre Dr	Condo	2	2	1	\$399K	\$395K
12 December, 2017	67 Slan Ave	Detached	3	3	73	\$799K	\$765K
13 December, 2017	211, 452 Scarborough Golf Clu Rd	Condo	1	1	73	\$250K	\$250K

Data

Month, Day, Year of Sold Date	Address1	Property Type	Bedrooms	Washrooms	Days on the Market	List Price	Sold Price
13 December, 2017	307, 8 Lee Centre Dr	Condo	2	2	14	\$339K	\$365K
	607, 38 Lee Centre Dr	Condo	2	2	13	\$400K	\$405K
15 December, 2017	511, 11 Lee Centre Dr	Condo	2	2	43	\$399K	\$385K
	1502, 68 Grangeway Ave	Condo	1	2	36	\$370K	\$363K
	3121, 68 Corporate Dr	Condo	2	2	29	\$459K	\$440K
16 December, 2017	1201, 68 Grangeway Ave	Condo	1	1	23	\$330K	\$320K
18 December, 2017	61 Stonehenge Cres	Detached	3	2	24	\$799K	\$762K
	1611, 36 Lee Centre Dr	Condo	2	1	4	\$379K	\$379K
19 December, 2017	1 Chestermere Blvd	Detached	3	2	17	\$700K	\$700K
	24 Jarwick Dr	Detached	3	3	47	\$819K	\$800K
21 December, 2017	811 Brimorton Dr	Detached	3	2	13	\$649K	\$675K
22 December, 2017	23 Barlow Rd	Detached	3	2	15	\$828K	\$807K
24 December, 2017	2 Panama Crt	Detached	3	1	17	\$680K	\$675K
	53 Stoneton Dr	Semi-Detached	3	2	17	\$679K	\$670K
28 December, 2017	1502, 38 Lee Centre Dr	Condo	1	1	15	\$309K	\$357K
29 December, 2017	151 Bellamy Rd N	Detached	4	3	24	\$825K	\$798K
	183 Bellamy Rd N	Detached	2	2	128	\$800K	\$730K
	2009, 88 Corporate Dr	Condo	1	1	14	\$359K	\$355K
3 January, 2018	10 Crusader St	Detached	3	2	54	\$730K	\$679K
	508, 8 Lee Centre Dr	Condo	2	2	42	\$379K	\$361K
5 January, 2018	805, 88 Corporate Dr	Condo	2	2	44	\$400K	\$385K
	Ph201, 1 Lee Centre Dr	Condo	2	2	45	\$399K	\$397K
6 January, 2018	22 Beran Dr	Detached	3	2	37	\$749K	\$675K
9 January, 2018	Ph103, 38 Lee Centre Dr	Condo	3	2	2	\$449K	\$435K
10 January, 2018	9 Shier Dr	Detached	3	3	22	\$795K	\$743K
	416, 88 Corporate Dr	Condo	2	2	54	\$450K	\$430K
14 January, 2018	507, 8 Lee Centre Dr	Condo	2	2	33	\$399K	\$378K
18 January, 2018	35 Mid Pines Rd	Detached	3	2	3	\$600K	\$612K

Data

Month, Day, Year of Sold Date	Address1	Property Type	Bedrooms	Washrooms	Days on the Market	List Price	Sold Price
18 January, 2018	603A, 88 Corporate Dr	Condo	2	2	23	\$440K	\$438K
	1203, 38 Lee Centre Dr	Condo	1	1	7	\$317K	\$320K
19 January, 2018	46 Wortham Dr	Detached	3	2	35	\$750K	\$730K
24 January, 2018	2015, 38 Lee Centre Dr	Condo	2	1	15	\$368K	\$363K
3 February, 2018	2103, 8 Lee Centre Dr	Condo	2	2	2	\$365K	\$370K
9 February, 2018	6 Mid Pines Rd	Detached	3	1	0	\$670K	\$655K
	Th 326, 38 Lee Centre Dr	Townhouse	2	2	7	\$469K	\$455K
13 February, 2018	34 Gaitwin Pl	Detached	3	3	41	\$735K	\$715K
14 February, 2018	30 Northfield Rd	Detached	3	2	7	\$690K	\$660K
16 February, 2018	1907, 8 Lee Centre Dr	Condo	2	2	8	\$385K	\$377K
	3303, 36 Lee Centre Dr	Condo	2	1	31	\$399K	\$396K
17 February, 2018	507, 18 Lee Centre Dr	Condo	1	1	5	\$339K	\$335K
18 February, 2018	2506, 36 Lee Centre Dr	Condo	2	1	12	\$382K	\$375K
20 February, 2018	Ph502, 36 Lee Centre Dr	Condo	2	2	15	\$469K	\$462K
21 February, 2018	1101, 11 Lee Centre Dr	Condo	1	1	17	\$349K	\$345K
23 February, 2018	205, 452 Scarborough Golf Clu Rd	Condo	1	1	176	\$300K	\$285K
26 February, 2018	137 Porchester Dr	Detached	3	2	11	\$643K	\$635K
	1728, 68 Corporate Dr	Condo	2	2	33	\$400K	\$385K
27 February, 2018	2 Longhouse Pl	Detached	3	2	7	\$699K	\$780K
	28 Thornbeck Dr	Detached	5	3	4	\$849K	\$820K
	131, 68 Corporate Dr	Condo	1	1	7	\$350K	\$365K
1 March, 2018	31 Shoreland Cres	Detached	2	2	6	\$569K	\$560K
	39 Northleigh Dr	Detached	4	3	22	\$849K	\$810K
2 March, 2018	1520, 88 Corporate Dr	Condo	1	1	15	\$370K	\$360K
	2105, 18 Lee Centre Dr	Condo	1	1	1	\$359K	\$357K
	Ph102, 11 Lee Centre Dr	Condo	2	2	37	\$420K	\$423K
3 March, 2018	350 Painted Post Dr	Detached	3	2	4	\$729K	\$725K
4 March, 2018	12 Chelway Rd	Detached	3	3	3	\$715K	\$725K

Data

Month, Day, Year of Sold Date	Address1	Property Type	Bedrooms	Washrooms	Days on the Market	List Price	Sold Price
5 March, 2018	3 Netheravon Rd	Detached	4	3	6	\$830K	\$801K
6 March, 2018	915, 11 Lee Centre Dr	Condo	2	2	107	\$430K	\$420K
	2105, 11 Lee Centre Dr	Condo	1	1	11	\$329K	\$335K
	2801, 88 Grangeway Ave	Condo	1	1	0	\$370K	\$370K
7 March, 2018	54 Eastpark Blvd E	Detached	3	2	22	\$815K	\$773K
12 March, 2018	221, 68 Corporate Dr	Condo	2	2	25	\$440K	\$428K
	613, 1 Lee Centre Dr	Condo	1	1	11	\$330K	\$350K
13 March, 2018	1807, 88 Corporate Dr	Condo	2	2	18	\$449K	\$430K
	Th316, 36 Lee Centre Dr	Townhouse	2	2	13	\$489K	\$505K
14 March, 2018	2820, 88 Corporate Dr	Condo	1	1	14	\$370K	\$365K
15 March, 2018	17 Brewton Rd	Detached	3	2	19	\$690K	\$670K
	49 Pandora Circ	Detached	3	1	15	\$689K	\$717K
	2720, 88 Corporate Dr	Condo	1	1	13	\$369K	\$377K
17 March, 2018	802, 1275 Markham Rd	Condo	2	2	3	\$386K	\$385K
	Ph302, 1 Lee Centre Dr	Condo	2	2	15	\$419K	\$400K
19 March, 2018	9 Palacky St	Detached	3	2	20	\$735K	\$733K
	18 Bainhart Cres	Detached	3	2	17	\$798K	\$755K
	83 Painted Post Dr	Detached	3	2	11	\$749K	\$725K
20 March, 2018	2516, 88 Corporate Dr	Condo	2	2	8	\$450K	\$450K
21 March, 2018	509, 452 Scarborough Golf Clu Rd	Condo	2	2	106	\$360K	\$350K
	1505, 8 Lee Centre Dr	Condo	1	1	2	\$358K	\$360K
	3025, 68 Corporate Dr	Condo	2	2	7	\$389K	\$461K
22 March, 2018	510, 38 Lee Centre Dr	Townhouse	1	1	15	\$349K	\$335K
	Apt2005, 8 Lee Centre Dr	Condo	3	2	20	\$450K	\$430K
23 March, 2018	1110, 1 Lee Centre Dr	Condo	2	2	11	\$389K	\$382K
	2116, 36 Lee Centre Dr	Condo	1	1	35	\$379K	\$375K
	3303, 36 Lee Centre Dr	Condo	2	1	10	\$405K	\$402K
25 March, 2018	630, 68 Corporate Dr	Condo	2	2	2	\$429K	\$429K

Data

Month, Day, Year of Sold Date	Address1	Property Type	Bedrooms	Washrooms	Days on the Market	List Price	Sold Price
26 March, 2018	4 Shawford Cres	Detached	3	2	5	\$680K	\$678K
	30 Faraday Dr	Detached	3	2	6	\$759K	\$746K
	785 Scarborough Golf Clu Rd	Detached	3	2	28	\$775K	\$765K
27 March, 2018	6 Six Nations Ave	Detached	3	2	6	\$700K	\$675K
	25 Lynnbrook Dr	Detached	3	2	4	\$848K	\$850K
28 March, 2018	107 Kirker Ave	Detached	3	1	35	\$600K	\$600K
31 March, 2018	24 Barlow Rd	Detached	3	2	16	\$800K	\$782K