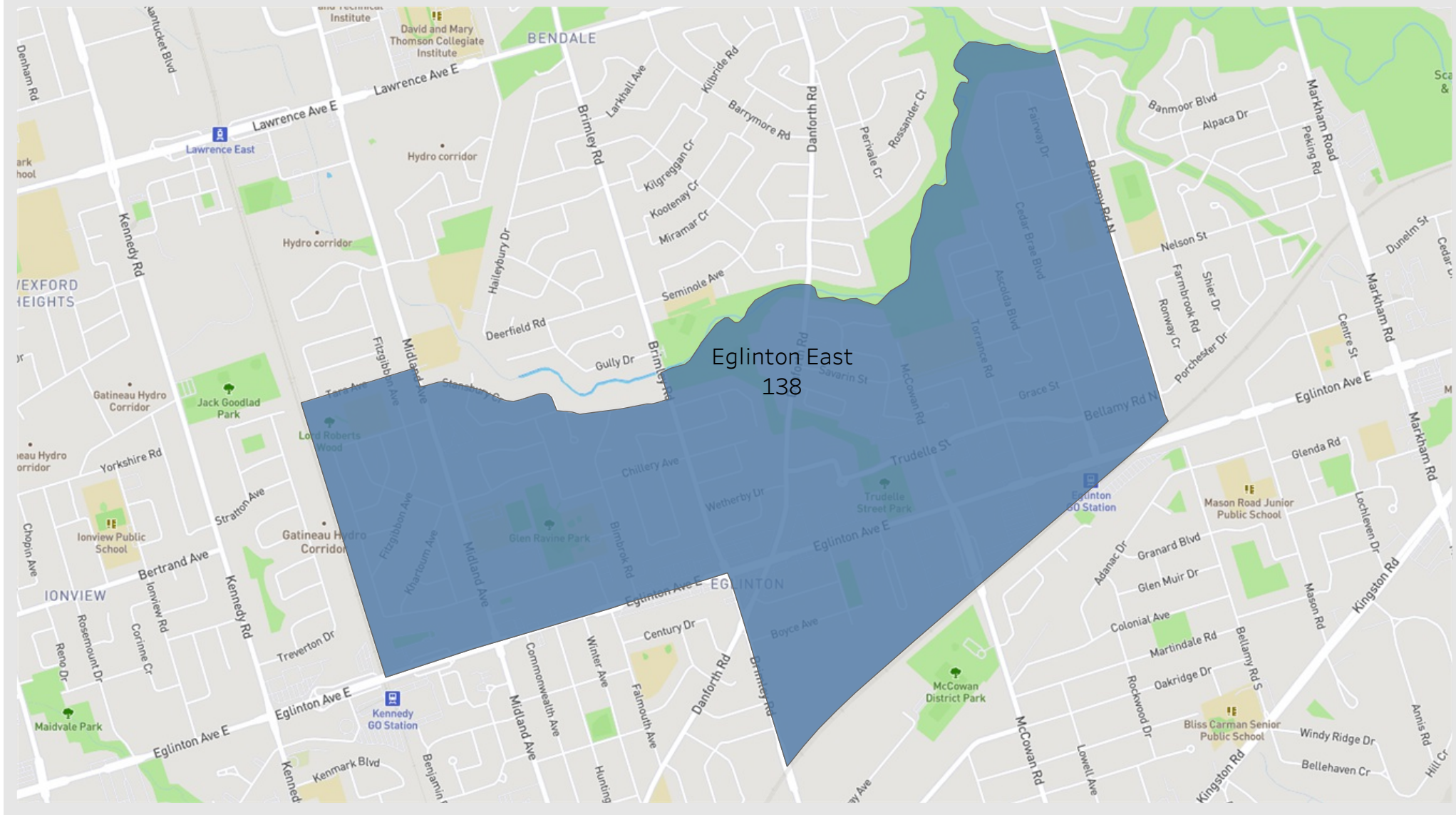
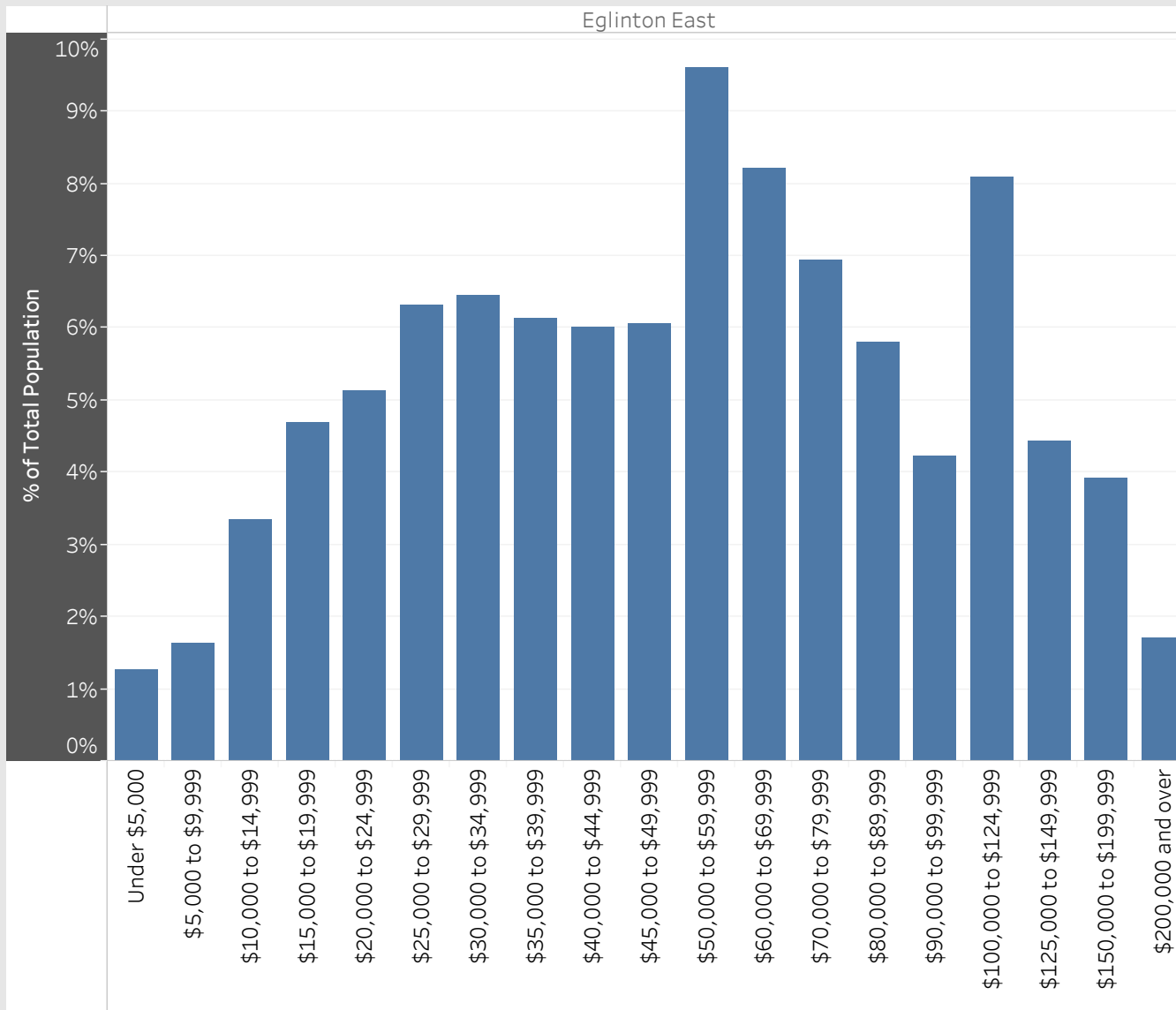


Eglinton East
Neighbourhood Breakdown
July 1st, 2015 - March 31st, 2018

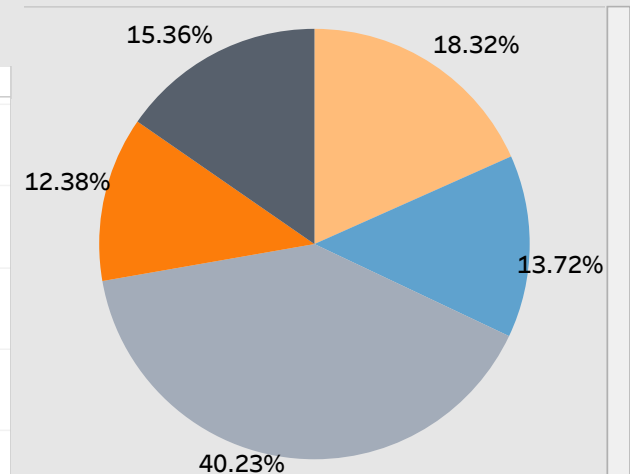


2016 StatsCan Data

Household Income in Eglinton East



Age

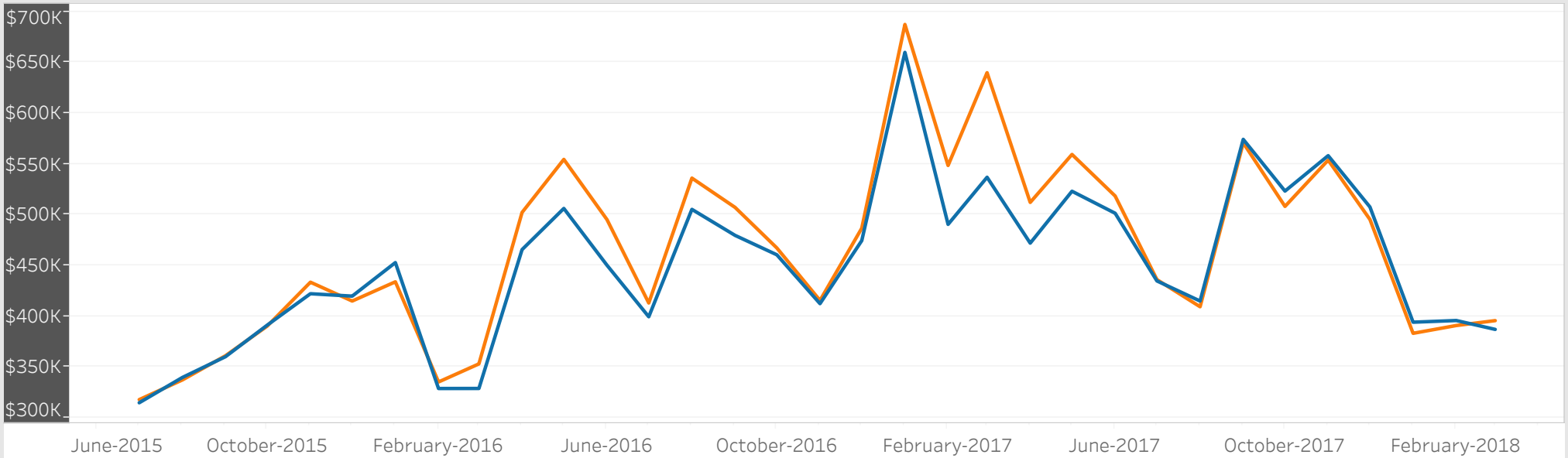


- Children (0-14 years)
- Youth (15-24 years)
- Working Age (25-54 years)
- Pre-retirement (55-64 years)
- Seniors (65+ years)

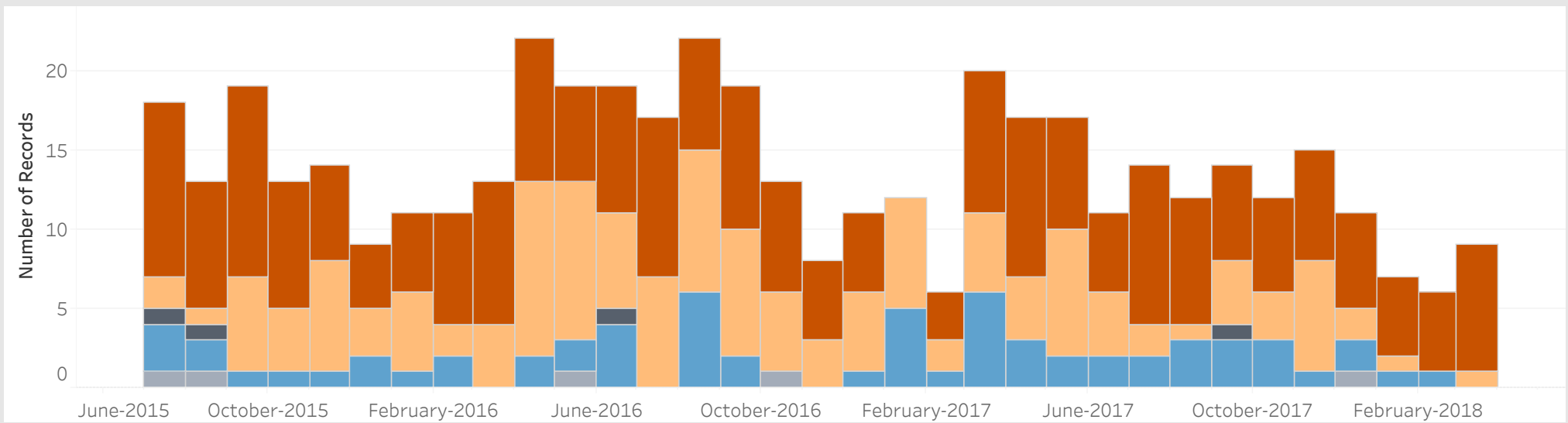
Visible Minorities

South Asian	29.15%
Not a visible minority	21.92%
Black	18.55%
Filipino	13.34%
Visible minority; n.i.e.	4.27%
Chinese	4.02%
West Asian	2.49%
Multiple visible minorities	2.04%
Latin American	1.80%
Arab	1.08%
Southeast Asian	0.88%
Japanese	0.29%
Korean	0.18%

Average Sold Price vs. Average Ask Price in Eglinton East



Properties Sold in Eglinton East by Month



Data

Month, Day, Year of Sold Date	Address1	Property Type	Bedrooms	Washrooms	Days on the Market	List Price	Sold Price
2 July, 2015	47, 2758 Eglinton Ave, Toronto	Townhouse	3	3	25	\$487K	\$481K
6 July, 2015	3, 175 Trudelle St, Toronto	Townhouse	3	3	11	\$340K	\$340K
9 July, 2015	1219, 2466 Eglinton Ave, Toronto	Condo	2	2	31	\$245K	\$228K
10 July, 2015	1808, 15 Torrance Rd, Toronto	Condo	1	2	9	\$190K	\$185K
11 July, 2015	91 Citadel Dr, Toronto	Detached	3	2	4	\$499K	\$582K
13 July, 2015	32 Citadel Dr, Toronto	Detached	3	2	5	\$525K	\$548K
	315, 915 Midland Ave, Toronto	Condo	1	1	21	\$140K	\$145K
	1006, 2460 Eglinton Ave, Toronto	Condo	2	2	22	\$330K	\$307K
16 July, 2015	211, 2460 Eglinton Ave, Toronto	Condo	2	2	31	\$245K	\$261K
19 July, 2015	1202, 330 Mccowan Rd, Toronto	Condo	3	2	36	\$240K	\$230K
20 July, 2015	44, 331 Trudelle St, Toronto	Townhouse	4	2	13	\$379K	\$389K
22 July, 2015	609, 915 Midland Ave, Toronto	Condo	1	1	188	\$149K	\$135K
26 July, 2015	412, 330 Mccowan Rd, Toronto	Condo	3	2	20	\$269K	\$266K
27 July, 2015	1203, 2460 Eglinton Ave, Toronto	Condo	2	2	20	\$280K	\$276K
28 July, 2015	915, 330 Mccowan Rd, Toronto	Condo	3	2	5	\$236K	\$225K
29 July, 2015	103, 921 Midland Ave, Toronto	Condo	1	1	22	\$130K	\$139K
30 July, 2015	1A Horton Blvd, Toronto	Semi-Detached	3	2	12	\$480K	\$493K
	128 Greenwich Sq, Toronto	Other	3	3	6	\$500K	\$490K
2 August, 2015	610, 330 Mccowan Rd, Toronto	Condo	3	2	17	\$220K	\$215K
	2794 Eglinton Ave, Toronto	Townhouse	3	3	3	\$485K	\$480K
4 August, 2015	412, 2460 Eglinton Ave, Toronto	Condo	2	2	21	\$270K	\$263K
7 August, 2015	406, 330 Mccowan Rd, Toronto	Condo	3	2	24	\$242K	\$240K
10 August, 2015	21 Blue Lagoon Crt, Toronto	Semi-Detached	3	2	33	\$489K	\$477K
12 August, 2015	1404, 330 Mccowan Rd, Toronto	Condo	3	2	39	\$245K	\$241K
13 August, 2015	351 Trudelle St, Toronto	Townhouse	4	2	9	\$430K	\$445K
16 August, 2015	1501, 15 Torrance Rd, Toronto	Condo	1	1	45	\$209K	\$202K
19 August, 2015	1019, 2460 Eglinton Ave, Toronto	Condo	2	2	10	\$245K	\$240K
20 August, 2015	602, 921 Midland Ave, Toronto	Condo	1	1	13	\$105K	\$109K

Data

Month, Day, Year of Sold Date	Address1	Property Type	Bedrooms	Washrooms	Days on the Market	List Price	Sold Price
25 August, 2015	42 Chipper Cres, Toronto	Detached	3	4	10	\$549K	\$615K
27 August, 2015	1 Fred Bland Cres, Toronto	Other	4	4	22	\$675K	\$605K
30 August, 2015	Lph11, 2466 Eglinton Ave, Toronto	Condo	2	2	25	\$250K	\$250K
1 September, 2015	714, 921 Midland Ave, Toronto	Condo	1	1	24	\$140K	\$152K
2 September, 2015	71 Grace St, Toronto	Detached	3	2	22	\$499K	\$500K
4 September, 2015	22 Dallyn Cres, Toronto	Detached	3	2	31	\$580K	\$567K
7 September, 2015	107, 15 Torrance Rd, Toronto	Condo	1	1	6	\$150K	\$146K
15 September, 2015	91 Thicketwood Dr, Toronto	Detached	3	3	1	\$699K	\$695K
20 September, 2015	26 Ascolda Blvd, Toronto	Detached	4	4	48	\$900K	\$837K
21 September, 2015	15 Chillery Ave, Toronto	Detached	3	2	12	\$600K	\$591K
	1219, 2466 Eglinton Ave, Toronto	Condo	2	2	12	\$269K	\$292K
22 September, 2015	806, 20 Gilder Dr, Toronto	Condo	2	2	29	\$225K	\$215K
23 September, 2015	506, 921 Midland Ave, Toronto	Condo	1	1	13	\$117K	\$108K
	802, 15 Torrance Rd, Toronto	Condo	1	2	23	\$209K	\$205K
24 September, 2015	63, 331 Trudelle St, Toronto	Townhouse	4	2	14	\$420K	\$410K
	318, 2466 Eglinton Ave, Toronto	Condo	2	1	50	\$208K	\$205K
	1009, 2466 Eglinton Ave, Toronto	Condo	2	2	3	\$285K	\$289K
27 September, 2015	9 Dallyn Cres, Toronto	Detached	5	2	11	\$539K	\$650K
	1019, 2460 Eglinton Ave, Toronto	Condo	2	2	14	\$285K	\$284K
	1502, 2466 Eglinton Ave, Toronto	Condo	2	2	18	\$277K	\$276K
30 September, 2015	1217, 2466 Eglinton Ave, Toronto	Condo	2	1	48	\$179K	\$176K
	#502, 2460 Eglinton Ave, Toronto	Condo	2	2	2	\$260K	\$260K
5 October, 2015	38 Wainfleet Rd, Toronto	Detached	3	2	51	\$530K	\$505K
7 October, 2015	94 Ascolda Blvd, Toronto	Detached	3	2	15	\$750K	\$770K
	1202, 2460 Eglinton Ave, Toronto	Condo	2	2	16	\$272K	\$268K
8 October, 2015	2, 2794 Eglinton Ave, Toronto	Townhouse	3	3	10	\$470K	\$490K
12 October, 2015	609, 330 Mccowan Dr, Toronto	Condo	1	1	18	\$170K	\$165K
13 October, 2015	1014, 330 Mccowan Rd, Toronto	Condo	3	2	36	\$245K	\$240K

Data

Month, Day, Year of Sold Date	Address1	Property Type	Bedrooms	Washrooms	Days on the Market	List Price	Sold Price
15 October, 2015	4 Elgar Ave, Toronto	Detached	4	4	59	\$950K	\$914K
22 October, 2015	203, 921 Midland Ave, Toronto	Condo	1	1	34	\$170K	\$168K
25 October, 2015	69 Ascolda Blvd, Toronto	Detached	3	1	6	\$530K	\$563K
26 October, 2015	1015, 2466 Eglinton Ave, Toronto	Condo	2	2	19	\$299K	\$304K
	1811, 121 Trudelle St, Toronto	Condo	3	2	51	\$185K	\$184K
27 October, 2015	603, 330 Mccowan Rd, Toronto	Condo	3	2	36	\$245K	\$240K
29 October, 2015	705, 330 Mccowan Rd, Toronto	Condo	3	2	51	\$269K	\$261K
3 November, 2015	410, 915 Midland Ave, Toronto	Condo	1	1	32	\$140K	\$141K
5 November, 2015	122 Trudelle St, Toronto	Townhouse	3	2	16	\$480K	\$465K
	217, 2466 Eglinton Ave, Toronto	Condo	2	1	9	\$199K	\$198K
8 November, 2015	3 Fred Bland Cres, Toronto	Detached	4	4	38	\$700K	\$695K
11 November, 2015	88 Torrance Rd, Toronto	Detached	3	2	9	\$500K	\$550K
	96 Ascolda Blvd, Toronto	Detached	3	1	6	\$500K	\$615K
	995 Midland Ave, Toronto	Detached	4	3	37	\$650K	\$650K
15 November, 2015	1204, 2466 Eglinton Ave, Toronto	Condo	2	2	4	\$305K	\$290K
16 November, 2015	608, 2460 Eglinton Ave, Toronto	Condo	2	1	14	\$215K	\$207K
19 November, 2015	22 Citadel Dr, Toronto	Detached	3	3	16	\$630K	\$621K
23 November, 2015	20 Lord Roberts Dr, Toronto	Detached	3	1	41	\$600K	\$610K
26 November, 2015	95 Ascolda Blvd, Toronto	Detached	3	2	8	\$600K	\$645K
	306, 915 Midland Ave, Toronto	Condo	1	1	16	\$95K	\$90K
30 November, 2015	Ph2, 2466 Eglinton Ave, Toronto	Condo	2	2	17	\$295K	\$290K
3 December, 2015	12 Broadbent Ave, Toronto	Detached	3	5	18	\$700K	\$694K
	42 Boyce Ave, Toronto	Detached	3	3	15	\$649K	\$625K
4 December, 2015	174 Lord Roberts Dr, Toronto	Detached	3	2	4	\$565K	\$601K
7 December, 2015	1702, 15 Torrance Rd, Toronto	Condo	1	2	62	\$190K	\$170K
15 December, 2015	1009, 2460 Eglinton Ave, Toronto	Condo	2	2	13	\$305K	\$298K
17 December, 2015	#1010, 15 Torrance Rd, Toronto	Condo	1	1	17	\$200K	\$196K
20 December, 2015	9, 2466 Eglinton Ave, Toronto	Condo	2	1	3	\$305K	\$287K

Data

Month, Day, Year of Sold Date	Address1	Property Type	Bedrooms	Washrooms	Days on the Market	List Price	Sold Price
21 December, 2015	14, 321 Trudelle St, Toronto	Townhouse	3	2	1	\$399K	\$402K
28 December, 2015	351 Trudelle St, Toronto	Townhouse	4	2	61	\$464K	\$460K
2 January, 2016	1208, 2460 Eglinton Ave, Toronto	Condo	2	1	1	\$240K	\$230K
10 January, 2016	606, 330 Mccowan Rd, Toronto	Condo	3	2	19	\$249K	\$250K
14 January, 2016	Ph07, 20 Gilder Dr, Toronto	Condo	2	2	3	\$199K	\$195K
18 January, 2016	907, 15 Torrance Rd, Toronto	Condo	1	1	46	\$160K	\$155K
19 January, 2016	17 Strode Dr, Toronto	Detached	3	2	7	\$569K	\$525K
	1115, 2466 Eglinton Ave, Toronto	Condo	2	2	30	\$305K	\$303K
21 January, 2016	2 Tremely Cres	Detached	4	3	18	\$700K	\$674K
26 January, 2016	7 Strode Dr	Detached	3	2	39	\$680K	\$650K
27 January, 2016	952 Midland Ave	Detached	3	3	29	\$700K	\$650K
28 January, 2016	7, 2472 Eglinton Ave E	Townhouse	4	3	10	\$429K	\$415K
29 January, 2016	216 Bellamy Rd N	Detached	4	6	17	\$749K	\$725K
7 February, 2016	6, 2788 Eglinton Ave E	Townhouse	3	4	5	\$485K	\$523K
9 February, 2016	5, 2792 Eglinton Ave E	Townhouse	3	4	22	\$485K	\$518K
	#112, 921 Midland Ave	Condo	2	1	20	\$145K	\$135K
10 February, 2016	Lph2, 2466 Eglinton Ave E	Condo	2	2	9	\$290K	\$288K
12 February, 2016	1410, 15 Torrance Rd	Condo	2	1	18	\$205K	\$202K
	Ph04, 20 Gilder Dr	Condo	2	1	18	\$180K	\$180K
14 February, 2016	1807, 330 Mccowan Rd	Condo	2	2	34	\$246K	\$240K
18 February, 2016	302, 921 Midland Ave E	Condo	1	1	14	\$110K	\$105K
19 February, 2016	25 Shaddock Cres	Detached	3	2	3	\$600K	\$617K
20 February, 2016	41 Fitzgibbon Ave	Detached	3	1	16	\$570K	\$560K
22 February, 2016	Lph-11, 2466 Eglinton Ave E	Condo	2	2	17	\$300K	\$318K
2 March, 2016	41 Boyce Ave	Detached	3	2	8	\$569K	\$625K
8 March, 2016	511, 121 Trudelle St	Condo	2	2	14	\$160K	\$171K
	517, 2466 Eglinton Ave	Condo	1	1	20	\$205K	\$195K
9 March, 2016	614, 921 Midland Ave	Condo	2	1	31	\$149K	\$166K

Data

Month, Day, Year of Sold Date	Address1	Property Type	Bedrooms	Washrooms	Days on the Market	List Price	Sold Price
19 March, 2016	8 Fred Bland Cres	Detached	4	4	36	\$649K	\$652K
23 March, 2016	401, 2466 Eglinton Ave	Condo	2	2	9	\$300K	\$300K
26 March, 2016	206, 915 Midland Ave	Condo	1	1	11	\$110K	\$114K
	1002, 2460 Eglinton Ave E	Condo	2	2	14	\$319K	\$300K
28 March, 2016	7 Arnott St	Detached	3	1	6	\$499K	\$608K
30 March, 2016	715, 2460 Eglinton Ave E	Condo	2	2	16	\$310K	\$314K
31 March, 2016	14 Chipper Cres	Detached	4	2	9	\$600K	\$740K
	102, 330 Mccowan Rd	Condo	2	2	23	\$254K	\$251K
	901, 121 Trudelle St	Condo	2	2	7	\$150K	\$152K
2 April, 2016	204, 15 Torrance Rd	Condo	1	1	61	\$156K	\$150K
4 April, 2016	1058 Midland Ave, Toronto	Detached	3	2	60	\$730K	\$716K
5 April, 2016	67 Ascolda Blvd	Detached	3	2	5	\$499K	\$610K
6 April, 2016	903, 121 Trudelle St	Condo	2	2	11	\$180K	\$175K
	1314, 330 Mccowan Rd	Condo	2	2	13	\$250K	\$242K
8 April, 2016	86 Southampton Dr E	Detached	3	2	11	\$699K	\$685K
	106, 921 Midland Ave	Condo	1	1	24	\$115K	\$116K
11 April, 2016	10 Citadel Dr	Detached	3	2	6	\$600K	\$707K
13 April, 2016	4, 2788 Eglinton Ave E	Townhouse	3	4	7	\$485K	\$537K
16 April, 2016	605, 121 Trudelle St	Condo	2	2	2	\$185K	\$190K
17 April, 2016	25A Cedar Brae Blvd	Detached	3	3	4	\$850K	\$835K
18 April, 2016	115 Lord Roberts Dr	Detached	2	2	10	\$519K	\$532K
20 April, 2016	934 Midland Ave	Detached	6	5	22	\$900K	\$925K
21 April, 2016	99 Pringdale Gardens Circ	Townhouse	3	3	17	\$600K	\$616K
22 April, 2016	206 Bellamy Rd N	Detached	3	2	24	\$699K	\$690K
	517, 2460 Eglinton Ave E	Condo	1	1	33	\$210K	\$206K
23 April, 2016	215 Bellamy Rd N	Detached	3	3	40	\$599K	\$645K
26 April, 2016	3 Fairway Dr	Detached	2	1	7	\$650K	\$1,010K
	1204, 15 Torrance Rd	Condo	1	1	13	\$179K	\$183K

Data

Month, Day, Year of Sold Date	Address1	Property Type	Bedrooms	Washrooms	Days on the Market	List Price	Sold Price
28 April, 2016	22 Greenwich Sq	Detached	3	4	1	\$550K	\$677K
	1006, 2466 Eglinton Ave E	Condo	3	2	7	\$356K	\$365K
	1902, 15 Torrance Rd	Condo	2	2	14	\$230K	\$235K
3 May, 2016	5 Marengo Ave	Detached	4	3	7	\$649K	\$742K
4 May, 2016	4, 175 Trudelle St	Townhouse	3	3	7	\$369K	\$411K
6 May, 2016	18 Grace St	Detached	3	1	27	\$1,000K	\$975K
	206, 921 Midland Ave	Condo	1	1	3	\$125K	\$133K
	1403, 330 Mccowan Rd	Condo	2	2	3	\$258K	\$260K
10 May, 2016	#803, 15 Torrance Rd	Condo	2	2	28	\$219K	\$210K
11 May, 2016	95 Citadel Dr	Detached	3	2	7	\$599K	\$700K
14 May, 2016	546 Brimley Rd	Detached	1	2	2	\$649K	\$651K
16 May, 2016	1008, 330 Mccowan Rd	Condo	1	1	14	\$169K	\$165K
17 May, 2016	15 Providence St	Detached	3	2	6	\$700K	\$828K
24 May, 2016	31 Greenwich Sq	Other	3	5	6	\$550K	\$673K
25 May, 2016	105 Cedar Brae Blvd	Detached	2	2	7	\$649K	\$790K
26 May, 2016	1209, 15 Torrance Rd	Condo	2	2	113	\$215K	\$210K
27 May, 2016	20 Wetherby Dr	Detached	3	2	3	\$500K	\$640K
	1505, 121 Trudelle St	Condo	2	2	11	\$170K	\$160K
28 May, 2016	19 Jeanette St	Detached	5	4	73	\$1,100K	\$1,076K
29 May, 2016	120 Trudelle St	Townhouse	3	2	4	\$425K	\$480K
31 May, 2016	14 Greenwich Sq	Detached	3	3	6	\$579K	\$661K
	39 Horton Blvd	Detached	3	2	6	\$690K	\$767K
2 June, 2016	23 Boyce Ave	Detached	3	2	7	\$550K	\$666K
5 June, 2016	919, 2460 Eglinton Ave E	Condo	2	2	1	\$330K	\$335K
6 June, 2016	3, 2774 Eglinton Ave E	Townhouse	3	3	7	\$485K	\$537K
7 June, 2016	20 Strode Dr	Detached	3	3	7	\$639K	\$780K
9 June, 2016	1211, 15 Torrance Rd	Condo	2	1	34	\$230K	\$220K
10 June, 2016	214 Bellamy Rd N	Detached	3	2	9	\$748K	\$735K

Data

Month, Day, Year of Sold Date	Address1	Property Type	Bedrooms	Washrooms	Days on the Market	List Price	Sold Price
10 June, 2016	Th14, 2472 Eglinton Ave E	Townhouse	3	3	6	\$418K	\$482K
13 June, 2016	407, 921 Midland Ave	Condo	2	1	3	\$146K	\$144K
14 June, 2016	56 Fred Bland Cres	Semi-Detached	3	2	5	\$525K	\$625K
	111, 915 Midland Ave	Condo	2	1	12	\$120K	\$125K
16 June, 2016	126 Greenwich Sq	Detached	3	4	7	\$600K	\$701K
	906, 330 Mccowan Rd	Condo	2	2	10	\$249K	\$245K
21 June, 2016	12 Providence St	Detached	3	2	6	\$750K	\$840K
	1107, 20 Gilder Dr	Condo	3	2	35	\$219K	\$210K
	1217, 2460 Eglinton Ave E	Condo	1	1	19	\$200K	\$198K
23 June, 2016	38 Pringdale Gardens Circ	Townhouse	4	4	21	\$750K	\$720K
25 June, 2016	1211, 330 Mccowan Rd	Condo	2	2	2	\$259K	\$272K
29 June, 2016	88 Cedar Brae Blvd	Detached	3	2	9	\$899K	\$1,120K
30 June, 2016	114 Trudelle St	Townhouse	3	2	23	\$435K	\$450K
4 July, 2016	708, 20 Gilder Dr	Condo	2	1	48	\$190K	\$184K
	715, 915 Midland Ave	Condo	2	1	7	\$145K	\$146K
5 July, 2016	307, 330 Mccowan Rd	Condo	2	2	1	\$269K	\$276K
8 July, 2016	309, 921 Midland Ave	Condo	2	1	21	\$150K	\$148K
14 July, 2016	69 Greenwich Sq	Detached	3	4	17	\$619K	\$662K
	Ph1, 20 Gilder Dr	Condo	2	1	62	\$170K	\$165K
15 July, 2016	515, 2460 Eglinton Ave	Condo	2	2	17	\$320K	\$343K
18 July, 2016	5 Scotchdale Ave	Detached	3	2	6	\$599K	\$625K
	409, 921 Midland Ave	Condo	2	1	10	\$146K	\$145K
19 July, 2016	214, 330 Mccowan Rd	Condo	2	2	21	\$275K	\$276K
20 July, 2016	7 Grace St	Detached	3	2	9	\$599K	\$701K
	1058 Midland Ave	Detached	3	2	9	\$720K	\$749K
21 July, 2016	86 Bellamy Rd S	Detached	2	1	1	\$530K	\$538K
22 July, 2016	203, 2460 Eglinton Ave E	Condo	2	2	34	\$349K	\$343K
27 July, 2016	124 Greenwich Sq	Detached	3	4	15	\$700K	\$682K

Data

Month, Day, Year of Sold Date	Address1	Property Type	Bedrooms	Washrooms	Days on the Market	List Price	Sold Price
28 July, 2016	7 Khartoum Ave	Detached	3	1	9	\$659K	\$711K
	1710, 2460 Eglinton Ave E	Condo	2	2	31	\$349K	\$325K
1 August, 2016	411, 121 Trudelle St	Condo	2	2	3	\$185K	\$203K
2 August, 2016	70, 331 Trudelle St	Townhouse	4	3	18	\$439K	\$473K
5 August, 2016	3, 2788 Eglinton Ave E	Townhouse	3	4	3	\$530K	\$532K
	12 Pringdale Gardens Circ	Townhouse	4	4	7	\$700K	\$690K
6 August, 2016	44 A Cedar Brae Blvd	Detached	3	2	43	\$900K	\$890K
7 August, 2016	51 Stansbury Cres	Detached	4	3	2	\$800K	\$850K
9 August, 2016	1512, 330 Mccowan Rd	Condo	3	2	15	\$270K	\$255K
12 August, 2016	1315 Danforth Rd	Townhouse	3	4	10	\$630K	\$670K
14 August, 2016	306, 330 Mccowan Rd	Condo	2	2	4	\$250K	\$263K
	318, 2466 Eglinton Ave E	Condo	1	1	9	\$265K	\$265K
15 August, 2016	33 Graylee Ave	Detached	3	2	5	\$630K	\$693K
16 August, 2016	16 Radisson St	Detached	3	2	14	\$599K	\$645K
17 August, 2016	14 Adler St	Detached	3	2	8	\$580K	\$646K
	131 Citadel Dr	Detached	3	2	6	\$599K	\$720K
	415, 2466 Eglinton Ave E	Condo	2	2	1	\$300K	\$325K
18 August, 2016	1117, 2460 Eglinton Ave E	Condo	1	1	9	\$198K	\$215K
19 August, 2016	10, 321 Trudelle St	Townhouse	3	2	2	\$440K	\$436K
20 August, 2016	305, 330 Mccowan Rd	Condo	3	2	1	\$290K	\$290K
23 August, 2016	17 Strode Dr	Detached	3	2	26	\$699K	\$720K
25 August, 2016	20 Chillery Ave	Detached	3	2	2	\$649K	\$733K
28 August, 2016	1, 2792 Eglinton Ave E	Townhouse	4	5	25	\$610K	\$625K
29 August, 2016	22 Boyce Ave	Detached	2	1	7	\$550K	\$651K
1 September, 2016	27 Broadbent Ave	Detached	3	3	7	\$700K	\$735K
	174 Lord Roberts Dr	Detached	3	4	6	\$769K	\$826K
7 September, 2016	94 Citadel Dr	Detached	3	2	12	\$699K	\$729K
9 September, 2016	303, 15 Torrance Rd	Condo	2	2	13	\$240K	\$236K

Data

Month, Day, Year of Sold Date	Address1	Property Type	Bedrooms	Washrooms	Days on the Market	List Price	Sold Price
12 September, 2016	129 Pringdale Gardens Circ	Townhouse	3	4	5	\$650K	\$737K
	1504, 2466 Eglinton Ave E	Condo	2	2	5	\$329K	\$329K
14 September, 2016	35 Horton Blvd	Detached	3	2	6	\$659K	\$639K
15 September, 2016	25 Elgar Ave	Detached	3	2	8	\$700K	\$750K
	202, 121 Trudelle St	Condo	2	2	15	\$210K	\$225K
16 September, 2016	512, 2460 Eglinton Ave	Condo	2	2	86	\$359K	\$355K
	612, 915 Midland Ave	Condo	2	1	40	\$189K	\$190K
	702, 15 Torrance Rd	Condo	2	2	2	\$245K	\$260K
22 September, 2016	55 Fitzgibbon Ave	Detached	3	2	5	\$599K	\$632K
	1615, 330 Mccowan Rd	Condo	2	2	24	\$269K	\$267K
23 September, 2016	1111, 2460 Eglinton Ave E	Condo	2	2	29	\$350K	\$345K
26 September, 2016	17 Providence St	Detached	3	2	6	\$700K	\$808K
	560 Brimley Rd	Detached	3	2	7	\$649K	\$707K
29 September, 2016	53, 331 Trudelle St	Townhouse	4	2	6	\$439K	\$477K
	1206, 2466 Eglinton Ave E	Condo	3	2	7	\$356K	\$387K
4 October, 2016	8 Chipper Cres	Detached	3	2	11	\$680K	\$733K
5 October, 2016	15 Scotchdale Ave	Detached	3	2	13	\$650K	\$655K
	901, 121 Trudelle St	Condo	2	2	14	\$225K	\$244K
14 October, 2016	304, 20 Gilder Dr	Condo	2	1	20	\$174K	\$167K
17 October, 2016	519, 2460 Eglinton Ave	Condo	2	2	20	\$359K	\$349K
23 October, 2016	39 Blue Lagoon Crt	Other	3	3	12	\$565K	\$633K
24 October, 2016	14 Stansbury Cres	Detached	4	4	21	\$1,350K	\$1,260K
	20 Citadel Dr	Detached	3	2	6	\$679K	\$721K
25 October, 2016	306, 915 Midland Ave	Condo	1	1	14	\$125K	\$140K
	504, 330 Mccowan Rd	Condo	2	2	6	\$269K	\$290K
26 October, 2016	106, 915 Midland Ave	Condo	1	1	8	\$119K	\$117K
28 October, 2016	152 Thicketwood Dr	Detached	4	2	36	\$650K	\$615K
31 October, 2016	107, 915 Midland Ave	Condo	1	1	12	\$140K	\$148K

Data

Month, Day, Year of Sold Date	Address1	Property Type	Bedrooms	Washrooms	Days on the Market	List Price	Sold Price
4 November, 2016	814, 121 Trudelle St	Condo	2	2	24	\$244K	\$261K
6 November, 2016	1105, 15 Torrance Rd	Condo	1	1	1	\$149K	\$145K
9 November, 2016	809, 2466 Eglinton Ave E	Condo	2	2	19	\$362K	\$351K
10 November, 2016	17 Chillery Ave	Detached	3	2	2	\$649K	\$750K
19 November, 2016	1507, 121 Trudelle St	Condo	2	2	14	\$240K	\$253K
22 November, 2016	31 Horton Blvd	Detached	3	2	20	\$699K	\$680K
25 November, 2016	604, 121 Trudelle St	Condo	3	2	30	\$285K	\$283K
26 November, 2016	14 Elgar Ave	Detached	3	2	6	\$670K	\$600K
1 December, 2016	211, 921 Midland Ave	Condo	2	1	6	\$155K	\$167K
7 December, 2016	41 Graylee Ave	Detached	3	2	34	\$699K	\$712K
8 December, 2016	1711, 3380 Eglinton Ave E	Condo	2	2	8	\$210K	\$216K
9 December, 2016	45 Stansbury Cres	Detached	3	1	13	\$700K	\$682K
12 December, 2016	1003, 330 Mccowan Rd	Condo	2	2	19	\$289K	\$295K
14 December, 2016	24 Torrance Rd	Townhouse	4	2	7	\$389K	\$490K
17 December, 2016	201, 2466 Eglinton Ave E	Condo	2	2	30	\$350K	\$341K
19 December, 2016	69 Citadel Dr	Detached	3	2	4	\$588K	\$645K
22 December, 2016	29 Stansbury Cres	Detached	3	2	3	\$799K	\$785K
28 December, 2016	1109, 2460 Eglinton Ave E	Condo	2	2	29	\$329K	\$320K
31 December, 2016	928 Midland Ave	Detached	2	2	23	\$710K	\$700K
3 January, 2017	110 Thicketwood Dr	Detached	3	2	21	\$700K	\$720K
8 January, 2017	37 Pringdale Gardens Circ	Townhouse	4	4	6	\$645K	\$665K
11 January, 2017	1, 175 Trudelle St	Townhouse	3	3	8	\$450K	\$537K
	45 Tremely Cres	Detached	3	3	8	\$799K	\$785K
13 January, 2017	73, 2758 Eglinton Ave E	Townhouse	4	4	5	\$600K	\$648K
18 January, 2017	42 Citadel Dr	Detached	3	1	6	\$600K	\$672K
19 January, 2017	114 Lord Roberts Dr	Detached	3	2	12	\$730K	\$715K
22 January, 2017	69 Ascolda Blvd	Detached	3	4	4	\$899K	\$895K
23 January, 2017	128 Thicketwood Dr	Detached	3	2	4	\$725K	\$769K

Data

Month, Day, Year of Sold Date	Address1	Property Type	Bedrooms	Washrooms	Days on the Market	List Price	Sold Price
25 January, 2017	29, 175 Trudelle St	Townhouse	3	3	7	\$450K	\$556K
26 January, 2017	1325 Danforth Rd	Townhouse	3	4	12	\$700K	\$700K
30 January, 2017	15 Strode Dr	Detached	3	2	14	\$619K	\$585K
7 February, 2017	810, 330 Mccowan Rd	Condo	2	2	1	\$295K	\$320K
14 February, 2017	16 Cedar Brae Blvd	Detached	3	2	1	\$750K	\$775K
15 February, 2017	12, 2758 Eglinton Ave E	Townhouse	3	3	7	\$488K	\$675K
16 February, 2017	507, 121 Trudelle St	Condo	2	2	16	\$250K	\$250K
21 February, 2017	81 Fitzgibbon Ave	Detached	5	6	11	\$989K	\$1,100K
25 February, 2017	106, 915 Midland Ave	Condo	1	1	19	\$170K	\$170K
1 March, 2017	19 Wetherby Dr	Detached	3	2	8	\$650K	\$866K
	509, 15 Torrance Rd E	Condo	2	2	7	\$340K	\$322K
5 March, 2017	4, 2472 Eglinton Ave E	Townhouse	3	4	6	\$480K	\$655K
	34, 2472 Eglinton Ave E	Townhouse	4	3	4	\$488K	\$500K
6 March, 2017	61, 175 Trudelle St	Townhouse	4	2	6	\$480K	\$562K
	818, 2466 Eglinton Ave	Condo	1	1	29	\$299K	\$309K
10 March, 2017	56A Cedar Brae Blvd	Detached	4	4	2	\$1,698K	\$1,658K
14 March, 2017	27 Horton Blvd	Detached	3	2	1	\$600K	\$750K
	714, 121 Trudelle St	Condo	2	2	3	\$280K	\$279K
	1502, 2460 Eglinton Ave	Condo	2	2	5	\$369K	\$425K
15 March, 2017	45 Pringdale Gardens Circ	Townhouse	3	3	7	\$700K	\$760K
18 March, 2017	203, 121 Trudelle St	Condo	2	2	6	\$270K	\$300K
21 March, 2017	69, 2758 Eglinton Ave	Townhouse	4	3	6	\$600K	\$775K
	1210, 121 Trudelle St	Condo	3	2	7	\$289K	\$370K
22 March, 2017	3 Elgar Ave	Detached	3	2	7	\$700K	\$863K
	805, 330 Mccowan Rd	Condo	3	2	11	\$340K	\$390K
27 March, 2017	54 Pringdale Gardens Circ	Townhouse	4	4	12	\$699K	\$825K
28 March, 2017	412, 921 Midland Ave	Condo	2	1	1	\$230K	\$235K
29 March, 2017	512, 915 Midland Ave	Condo	2	1	7	\$225K	\$250K

Data

Month, Day, Year of Sold Date	Address1	Property Type	Bedrooms	Washrooms	Days on the Market	List Price	Sold Price
30 March, 2017	3 Braeburn Blvd	Detached	3	3	6	\$998K	\$1,700K
4 April, 2017	1009, 2460 Eglinton Ave	Condo	2	2	5	\$400K	\$450K
5 April, 2017	504, 15 Torrance Rd	Condo	1	1	1	\$185K	\$285K
10 April, 2017	214, 921 Midland Ave	Condo	2	1	10	\$229K	\$240K
11 April, 2017	34, 2472 Eglinton Ave E	Townhouse	4	3	16	\$518K	\$510K
	1415, 2466 Eglinton Ave	Condo	2	2	6	\$399K	\$460K
13 April, 2017	#1913, 330 Mccowan Rd	Condo	2	2	8	\$370K	\$378K
14 April, 2017	7 Shaddock Cres	Detached	3	2	1	\$895K	\$895K
15 April, 2017	208, 921 Midland Ave	Condo	1	1	3	\$172K	\$202K
18 April, 2017	9, 2758 Eglinton Ave	Townhouse	4	3	6	\$700K	\$791K
19 April, 2017	5 Maretta Ave	Detached	3	2	7	\$659K	\$805K
21 April, 2017	1909, 15 Torrance Rd	Condo	2	2	2	\$299K	\$340K
23 April, 2017	4, 2792 Eglinton Ave E	Townhouse	2	4	13	\$660K	\$680K
	34 Chillery Ave	Detached	3	2	13	\$799K	\$830K
	102, 121 Trudelle St	Condo	3	2	2	\$379K	\$430K
24 April, 2017	15 Amarillo Dr	Detached	3	2	13	\$808K	\$840K
25 April, 2017	903, 121 Trudelle St	Condo	2	2	5	\$300K	\$312K
29 April, 2017	509, 330 Mccowan Rd	Condo	1	1	6	\$250K	\$255K
2 May, 2017	34 Chipper Cres	Detached	4	2	5	\$780K	\$785K
8 May, 2017	5, 2778 Eglinton Ave E	Townhouse	4	4	25	\$600K	\$665K
	214, 121 Trudelle St	Condo	2	2	7	\$290K	\$313K
9 May, 2017	10 Tremely Cres	Detached	3	1	8	\$529K	\$675K
12 May, 2017	1801, 121 Trudelle St	Condo	2	2	8	\$269K	\$295K
15 May, 2017	107 Fitzgibbon Ave	Detached	3	1	7	\$680K	\$785K
16 May, 2017	1006, 15 Torrance Rd	Condo	1	1	22	\$240K	\$265K
17 May, 2017	7 Marengo Ave	Detached	3	4	6	\$799K	\$880K
19 May, 2017	102 Citadel Dr	Detached	3	2	10	\$725K	\$752K
	811, 330 Mccowan Rd	Condo	2	2	4	\$330K	\$375K

Data

Month, Day, Year of Sold Date	Address1	Property Type	Bedrooms	Washrooms	Days on the Market	List Price	Sold Price
22 May, 2017	24 Cedar Brae Blvd	Detached	3	2	4	\$650K	\$695K
23 May, 2017	313, 330 Mccowan Rd	Condo	2	2	11	\$366K	\$366K
25 May, 2017	701, 20 Gilder Dr	Condo	2	1	6	\$282K	\$300K
26 May, 2017	5 Radisson St	Detached	3	2	9	\$749K	\$740K
27 May, 2017	124 Thicketwood Dr	Detached	3	2	9	\$728K	\$715K
29 May, 2017	13, 2758 Eglinton Ave E	Townhouse	3	2	5	\$589K	\$620K
31 May, 2017	918, 2466 Eglinton Ave E	Condo	1	1	8	\$285K	\$280K
7 June, 2017	114 Lord Roberts Dr	Detached	3	2	7	\$649K	\$760K
	Ph04, 20 Gilder Dr	Condo	2	1	7	\$285K	\$318K
8 June, 2017	23 Boyce Ave	Detached	3	2	1	\$749K	\$733K
9 June, 2017	715, 2460 Eglinton Ave E	Condo	2	2	39	\$399K	\$410K
12 June, 2017	163 Trudelle St	Townhouse	3	3	2	\$499K	\$540K
14 June, 2017	7 Danmary Rd	Detached	5	4	2	\$799K	\$845K
15 June, 2017	615, 915 Midland Ave	Condo	2	1	9	\$250K	\$245K
21 June, 2017	567 Brimley Rd	Detached	3	2	9	\$680K	\$670K
	703, 121 Trudelle St	Condo	2	2	10	\$299K	\$300K
23 June, 2017	1311, 330 Mccowan Rd	Condo	2	2	16	\$385K	\$370K
30 June, 2017	11, 321 Trudelle Cres	Townhouse	3	2	21	\$520K	\$510K
1 July, 2017	314, 121 Trudelle St	Condo	2	2	3	\$299K	\$305K
4 July, 2017	47 Chipper Cres	Detached	3	2	22	\$790K	\$769K
6 July, 2017	1511, 121 Trudelle St	Condo	2	2	8	\$299K	\$310K
8 July, 2017	1510, 121 Trudelle St	Condo	2	2	8	\$339K	\$338K
10 July, 2017	127 Pringdale Gardens Circ	Townhouse	4	4	46	\$715K	\$700K
11 July, 2017	407, 330 Mccowan Rd	Condo	2	2	11	\$330K	\$345K
12 July, 2017	1 Boyce Ave	Detached	3	2	5	\$600K	\$600K
	1106, 121 Trudelle St	Condo	2	2	12	\$295K	\$300K
13 July, 2017	902, 2460 Eglinton Ave E	Condo	2	2	21	\$430K	\$415K
14 July, 2017	1210, 2466 Eglinton Ave E	Condo	2	2	32	\$430K	\$418K

Data

Month, Day, Year of Sold Date	Address1	Property Type	Bedrooms	Washrooms	Days on the Market	List Price	Sold Price
15 July, 2017	65, 331 Trudelle St	Townhouse	3	3	4	\$540K	\$550K
18 July, 2017	106, 121 Trudelle St	Condo	2	2	4	\$300K	\$310K
20 July, 2017	1508, 2466 Eglinton Ave E	Condo	1	1	10	\$330K	\$333K
31 July, 2017	1419, 2466 Eglinton Ave E	Condo	2	2	6	\$388K	\$410K
4 August, 2017	1111, 121 Trudelle St	Condo	2	2	22	\$300K	\$300K
9 August, 2017	412, 121 Trudelle St	Condo	2	2	17	\$299K	\$295K
	613, 330 Mccowan Rd	Condo	2	2	36	\$379K	\$350K
10 August, 2017	902, 330 Mccowan Rd	Condo	2	2	31	\$343K	\$341K
17 August, 2017	5, 2778 Eglinton Ave E	Townhouse	4	4	33	\$600K	\$575K
	410, 915 Midland Ave	Condo	2	1	24	\$255K	\$250K
	609, 2466 Eglinton Ave E	Condo	2	2	1	\$430K	\$415K
23 August, 2017	12 Torrance Rd	Townhouse	3	3	18	\$500K	\$520K
24 August, 2017	303, 121 Trudelle St	Condo	2	2	32	\$315K	\$309K
28 August, 2017	1906, 15 Torrance Rd	Condo	1	1	43	\$269K	\$260K
29 August, 2017	34, 2472 Eglinton Ave E	Townhouse	4	3	83	\$538K	\$550K
30 August, 2017	43 Graylee Ave	Detached	3	2	8	\$750K	\$746K
6 September, 2017	1207, 2466 Eglinton Ave E	Condo	1	1	14	\$335K	\$327K
10 September, 2017	106 Torrance Rd	Detached	3	2	5	\$740K	\$728K
13 September, 2017	62 Cedar Brae Blvd	Detached	3	4	20	\$1,599K	\$1,599K
	1401, 2460 Eglinton Ave E	Condo	2	2	8	\$388K	\$400K
20 September, 2017	123 Pringdale Gardens Circ	Townhouse	3	4	13	\$740K	\$720K
21 September, 2017	3, 175 Trudelle St	Townhouse	3	2	3	\$539K	\$535K
	602, 915 Midland Ave	Condo	1	1	9	\$225K	\$220K
22 September, 2017	6 Chillery Ave	Detached	3	1	17	\$700K	\$710K
	63, 175 Trudelle St	Townhouse	3	3	52	\$480K	\$478K
24 September, 2017	1014, 121 Trudelle St	Condo	2	2	4	\$295K	\$305K
25 September, 2017	332 Trudelle St	Semi-Detached	4	2	13	\$739K	\$732K
26 September, 2017	515, 915 Midland Ave	Condo	2	1	17	\$259K	\$255K

Data

Month, Day, Year of Sold Date	Address1	Property Type	Bedrooms	Washrooms	Days on the Market	List Price	Sold Price
28 September, 2017	14 Elgar Ave	Detached	3	2	44	\$779K	\$765K
	306, 15 Torrance Rd	Condo	1	1	37	\$219K	\$215K
3 October, 2017	1, 2794 Eglinton Ave E	Townhouse	3	4	18	\$620K	\$610K
	24 Pringdale Gardens Circ	Townhouse	3	3	23	\$780K	\$730K
6 October, 2017	15 Fitzgibbon Ave	Detached	3	1	3	\$650K	\$665K
8 October, 2017	120 Lord Roberts Dr	Detached	3	2	11	\$600K	\$615K
9 October, 2017	1204, 2460 Eglinton Ave E	Condo	2	2	60	\$439K	\$415K
13 October, 2017	1412, 330 Mccowan Rd	Condo	3	2	46	\$430K	\$401K
17 October, 2017	4, 2776 Eglinton Ave E	Townhouse	3	4	17	\$625K	\$600K
20 October, 2017	508, 20 Gilder Dr	Condo	2	1	24	\$275K	\$266K
23 October, 2017	987 Midland Ave	Detached	3	2	11	\$789K	\$765K
25 October, 2017	1811, 121 Trudelle St	Condo	2	2	22	\$310K	\$313K
30 October, 2017	1407, 2466 Eglinton Ave E	Condo	1	1	39	\$330K	\$310K
31 October, 2017	312, 330 Mccowan Rd	Condo	3	2	24	\$430K	\$406K
5 November, 2017	12 Cunard St	Detached	3	2	0	\$660K	\$660K
8 November, 2017	37 Tremely Cres	Detached	3	2	33	\$755K	\$734K
9 November, 2017	905, 15 Torrance Rd	Condo	1	1	9	\$200K	\$223K
10 November, 2017	706, 20 Gilder Dr	Condo	3	2	27	\$370K	\$350K
12 November, 2017	202, 20 Gilder Dr	Condo	3	2	101	\$279K	\$283K
14 November, 2017	1016, 2466 Eglinton Ave E	Condo	3	2	21	\$440K	\$475K
16 November, 2017	66 Pringdale Gardens Circ	Townhouse	4	4	45	\$850K	\$795K
	712, 921 Midland Ave	Condo	2	1	20	\$250K	\$262K
21 November, 2017	23 Boyce Ave	Detached	3	2	15	\$749K	\$733K
	42 Tremely Cres	Detached	3	2	12	\$780K	\$783K
23 November, 2017	37 Graylee Ave	Detached	3	2	16	\$660K	\$666K
24 November, 2017	31 Chillery Ave	Detached	3	2	17	\$769K	\$774K
	305, 2466 Eglinton Ave E	Condo	2	2	8	\$430K	\$410K
	#905, 20 Gilder Dr	Condo	2	1	90	\$319K	\$307K

Data

Month, Day, Year of Sold Date	Address1	Property Type	Bedrooms	Washrooms	Days on the Market	List Price	Sold Price
27 November, 2017	99 Fitzgibbon Ave	Detached	3	8	11	\$859K	\$850K
1 December, 2017	28 Pringdale Gardens Circ	Townhouse	4	4	35	\$760K	\$721K
5 December, 2017	190 Bellamy Rd N	Other	3	4	15	\$735K	\$705K
7 December, 2017	513, 330 Mccowan Rd	Condo	2	2	50	\$379K	\$370K
9 December, 2017	1506, 330 Mccowan Rd E	Condo	2	2	40	\$345K	\$320K
12 December, 2017	45 Citadel Dr	Detached	3	2	14	\$598K	\$651K
17 December, 2017	1204, 2466 Eglinton Ave E	Condo	2	2	23	\$430K	\$416K
20 December, 2017	5, 2758 Eglinton Ave E	Townhouse	3	2	13	\$580K	\$580K
	1207, 15 Torrance Rd	Condo	1	1	8	\$245K	\$250K
22 December, 2017	1802, 330 Mccowan Rd	Condo	2	2	50	\$370K	\$345K
26 December, 2017	77 Fred Bland Cres	Detached	4	3	21	\$780K	\$748K
27 December, 2017	610, 330 Mccowan Rd	Condo	2	2	20	\$361K	\$342K
5 January, 2018	29 Graylee Ave	Detached	3	1	31	\$625K	\$610K
6 January, 2018	E2, 2774 Eglinton Ave E	Townhouse	3	3	3	\$620K	\$610K
9 January, 2018	314, 330 Mccowan Rd	Condo	2	2	39	\$340K	\$332K
11 January, 2018	311, 15 Torrance Rd	Condo	1	1	12	\$230K	\$227K
16 January, 2018	701, 121 Trudelle St	Condo	2	2	8	\$275K	\$275K
	703, 921 Midland Ave	Condo	3	1	54	\$290K	\$275K
17 January, 2018	102, 121 Trudelle St	Condo	3	2	8	\$378K	\$352K
16 February, 2018	75 Pringdale Gardens Circ	Townhouse	4	4	2	\$749K	\$760K
17 February, 2018	707, 121 Trudelle St	Condo	2	2	3	\$295K	\$295K
20 February, 2018	104, 330 Mccowan Rd	Condo	2	2	98	\$380K	\$360K
21 February, 2018	607, 330 Mccowan Rd	Condo	2	2	26	\$365K	\$355K
	1201, 121 Trudelle St	Condo	2	2	48	\$320K	\$314K
25 February, 2018	714, 915 Midland Ave	Condo	2	1	23	\$265K	\$260K
1 March, 2018	1510, 330 Mccowan Rd	Condo	2	2	14	\$349K	\$347K
7 March, 2018	10 Tremely Cres	Detached	3	4	8	\$799K	\$815K
13 March, 2018	Ph14, 2466 Eglinton Ave E	Condo	2	2	12	\$410K	\$405K

Data

Month, Day, Year of Sold Date	Address1	Property Type	Bedrooms	Washrooms	Days on the Market	List Price	Sold Price
15 March, 2018	1915, 330 Mccowan Rd	Condo	2	2	13	\$370K	\$365K
17 March, 2018	Lph 07, 2460 Eglinton Ave E	Condo	1	1	32	\$370K	\$358K
19 March, 2018	107, 915 Midland Ave	Condo	1	1	7	\$200K	\$256K
21 March, 2018	1611, 330 Mccowan Rd	Condo	2	2	55	\$380K	\$358K
22 March, 2018	503, 330 Mccowan Rd	Condo	2	2	28	\$375K	\$366K
25 March, 2018	1017, 2460 Eglinton Ave	Condo	1	1	5	\$229K	\$290K