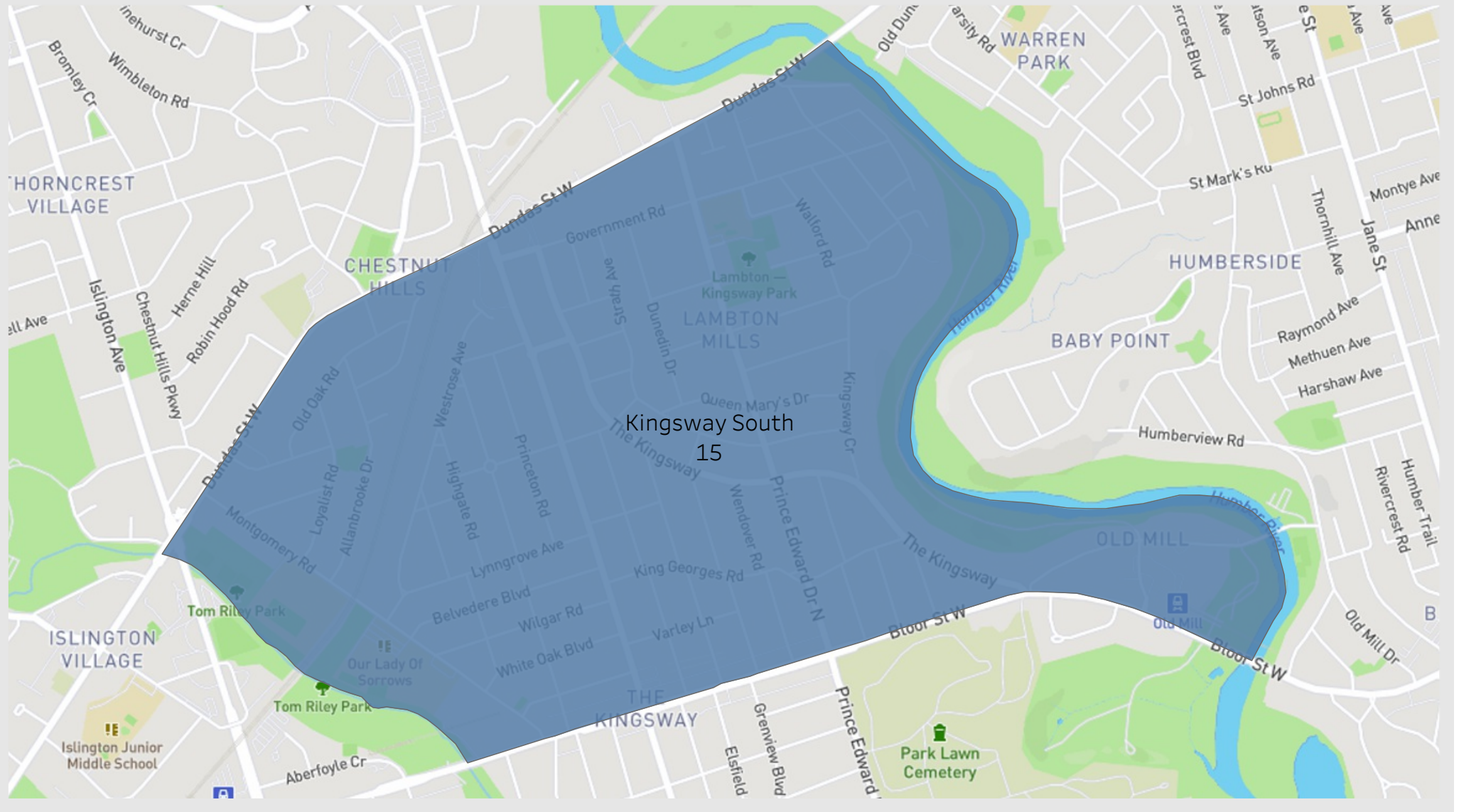
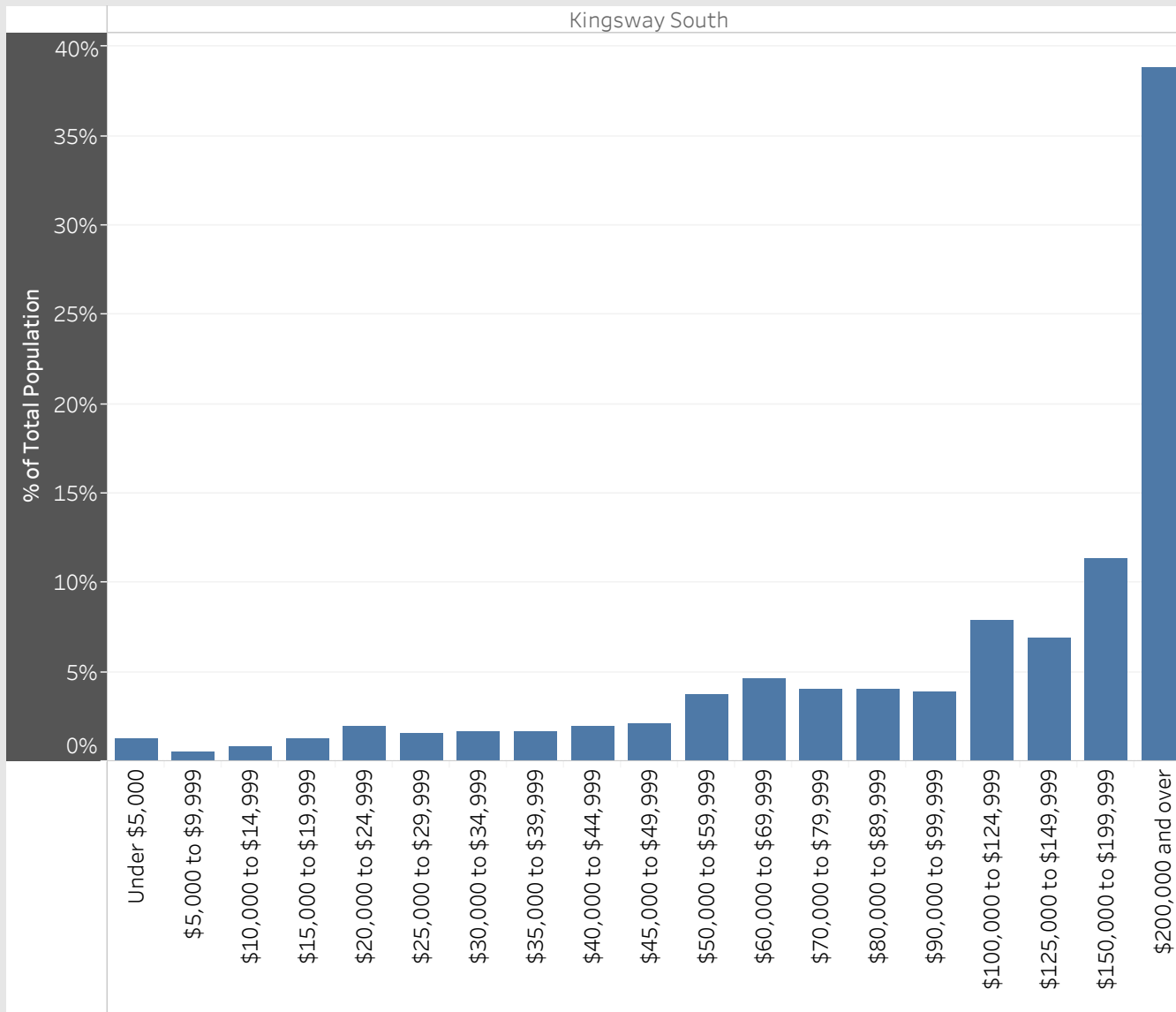


Kingsway South  
Neighbourhood Breakdown  
July 1st, 2015 - March 31st, 2018

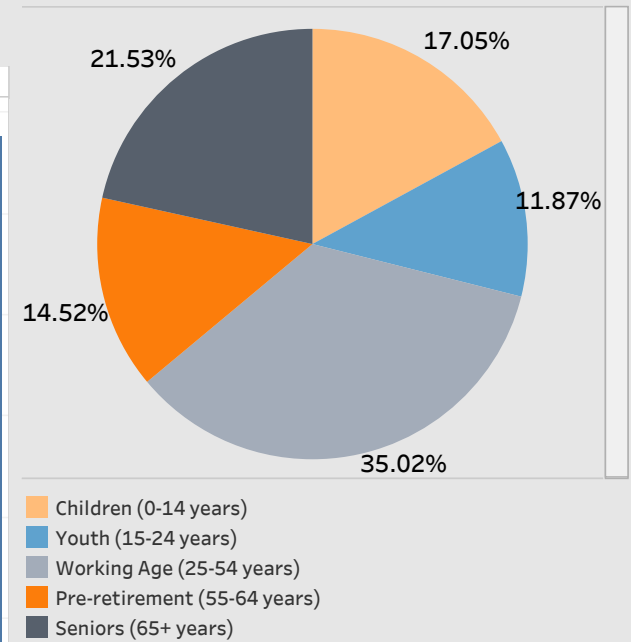


# 2016 StatsCan Data

## Household Income in Kingsway South



### Age

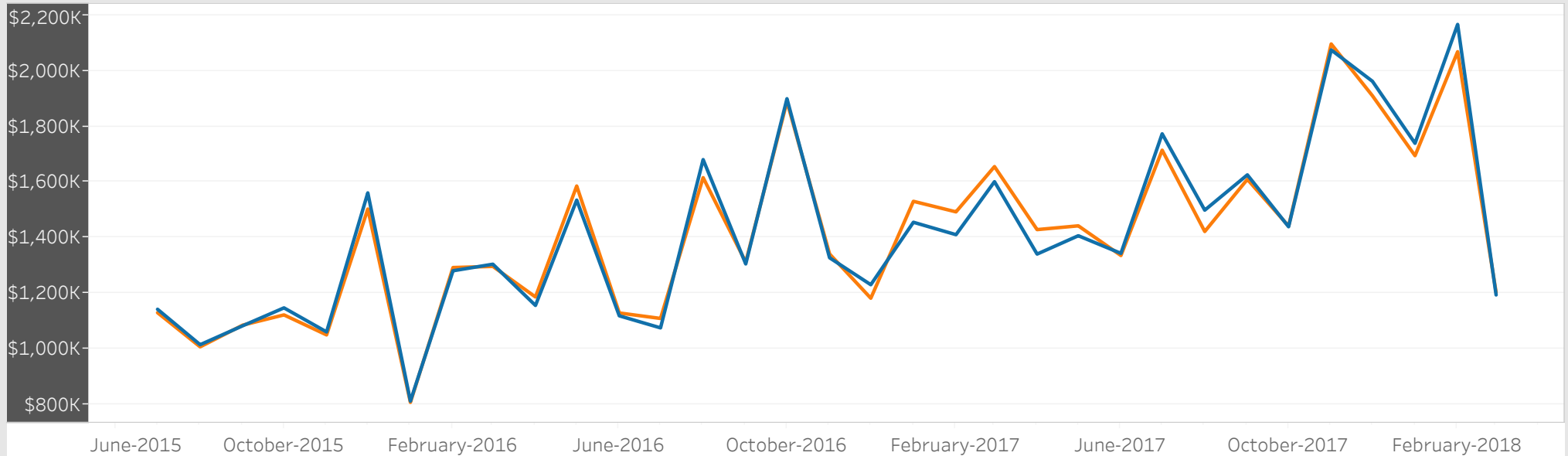


### Visible Minorities

Not a visible minority	87.90%
Chinese	3.27%
South Asian	2.24%
Korean	1.47%
Filipino	1.20%
Multiple visible minorities	1.04%
Black	0.87%
Latin American	0.60%
Japanese	0.49%
West Asian	0.44%
Southeast Asian	0.27%
Arab	0.22%
Visible minority; n.i.e.	0.00%

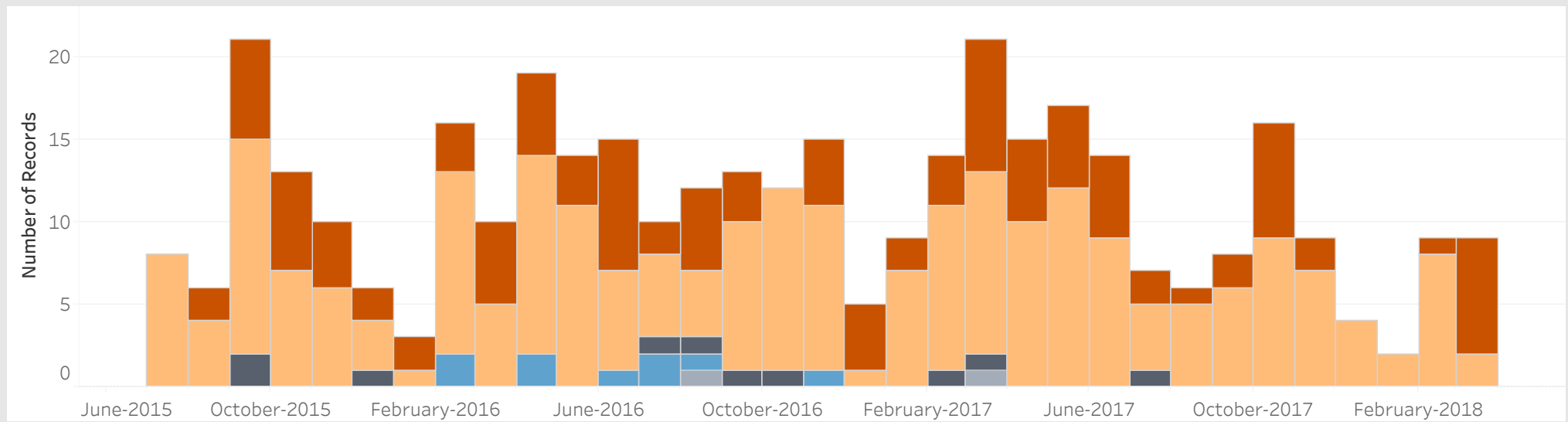
### Average Sold Price vs. Average Ask Price in Kingsway South

■ Avg. List Price    ■ Avg. Sold Price



### Properties Sold in Kingsway South by Month

■ Condo    ■ Detached    ■ Semi-Detached    ■ Townhouse    ■ Other



## Data

Month, Day, Year of Sold Date	Address1	Property Type	Bedrooms	Washrooms	Days on the Market	List Price	Sold Price
5 July, 2015	9 Lynngrove Ave, Toronto	Detached	4	4	11	\$1,600K	\$1,575K
12 July, 2015	12 Valiant Rd, Toronto	Detached	2	2	7	\$949K	\$949K
	27 Valiant Rd, Toronto	Detached	3	3	7	\$899K	\$962K
19 July, 2015	2 Loyalist Rd, Toronto	Detached	3	1	4	\$749K	\$751K
26 July, 2015	3 Donnybrook Lane, Toronto	Detached	4	4	214	\$1,449K	\$1,440K
	42 Bannon Ave, Toronto	Detached	3	2	20	\$1,079K	\$996K
	4677 Dundas St, Toronto	Detached	4	4	35	\$1,050K	\$1,047K
30 July, 2015	47 Lynngrove Ave, Toronto	Detached	4	3	24	\$1,360K	\$1,317K
8 August, 2015	507, 3391 Bloor St, Toronto	Condo	1	1	5	\$319K	\$317K
9 August, 2015	444 Prince Edward Dr, Toronto	Detached	4	2	6	\$1,299K	\$1,310K
15 August, 2015	22 Kingsgrove Blvd, Toronto	Detached	3	2	9	\$1,149K	\$1,125K
18 August, 2015	403, 25 Earlington Ave, Toronto	Condo	1	1	79	\$269K	\$263K
23 August, 2015	4 Elmview Crt, Toronto	Detached	3	2	12	\$875K	\$850K
27 August, 2015	90 Strath Ave, Toronto	Detached	4	4	2	\$2,175K	\$2,175K
2 September, 2015	301, 30 Old Mill Rd, Toronto	Condo	1	1	80	\$569K	\$525K
4 September, 2015	223, 25 Earlington Ave, Toronto	Condo	1	1	14	\$275K	\$267K
7 September, 2015	11 Elmview Crt, Toronto	Detached	2	2	13	\$800K	\$770K
9 September, 2015	140 Westrose Ave, Toronto	Detached	2	2	10	\$995K	\$985K
10 September, 2015	407, 10 Old Mill Tr, Toronto	Condo	2	2	23	\$600K	\$582K
11 September, 2015	16 Queen Anne Rd, Toronto	Detached	4	4	2	\$1,850K	\$1,985K
12 September, 2015	20 Thorndale Ave, Toronto	Detached	3	3	5	\$1,299K	\$1,250K
14 September, 2015	9 Allanbrooke Dr, Toronto	Semi-Detached	3	2	6	\$649K	\$680K
17 September, 2015	905, 2662 Bloor St, Toronto	Condo	2	2	8	\$700K	\$700K
19 September, 2015	7 Old Oak Rd, Toronto	Detached	2	1	6	\$850K	\$1,001K
22 September, 2015	49 Belvedere Blvd, Toronto	Detached	3	2	7	\$900K	\$991K
23 September, 2015	23 Wendover Rd, Toronto	Detached	3	3	9	\$1,180K	\$1,155K
	204, 10 Old Mill Tr, Toronto	Condo	2	3	15	\$895K	\$875K
24 September, 2015	91 Dunedin Dr, Toronto	Detached	3	2	127	\$1,198K	\$1,180K

Data

Month, Day, Year of Sold Date	Address1	Property Type	Bedrooms	Washrooms	Days on the Market	List Price	Sold Price
24 September, 2015	1102, 30 Old Mill Rd, Toronto	Condo	1	3	14	\$1,895K	\$1,887K
27 September, 2015	171 The Kingsway , Toronto	Detached	4	5	3	\$1,659K	\$1,677K
28 September, 2015	36 Westrose Ave, Toronto	Detached	3	2	14	\$849K	\$849K
	39 Allanbrooke Dr, Toronto	Semi-Detached	3	1	21	\$718K	\$710K
	45 Princeton Rd, Toronto	Detached	4	4	1	\$1,998K	\$1,998K
	101 The Kingsway , Toronto	Detached	4	2	13	\$1,675K	\$1,600K
30 September, 2015	24 Elliott Ave, Toronto	Detached	3	2	21	\$1,180K	\$1,114K
2 October, 2015	1107 Royal York Rd, Toronto	Detached	3	2	11	\$929K	\$920K
6 October, 2015	16 Wilgar Rd, Toronto	Detached	4	4	7	\$1,465K	\$1,573K
	22 Cedarcrest Dr, Toronto	Detached	3	2	6	\$849K	\$840K
	163 The Kingsway , Toronto	Detached	3	4	19	\$1,529K	\$1,500K
	205, 30 Old Mill Rd, Toronto	Condo	1	2	6	\$1,129K	\$1,098K
	209, 2662 Bloor St, Toronto	Condo	2	2	22	\$610K	\$585K
16 October, 2015	1104, 2662 Bloor St, Toronto	Condo	2	3	89	\$1,395K	\$1,340K
17 October, 2015	23 Willingdon Blvd, Toronto	Detached	4	5	33	\$1,838K	\$1,800K
	32B Government Rd, Toronto	Detached	4	5	96	\$1,539K	\$1,485K
21 October, 2015	117, 25 Earlington Ave, Toronto	Condo	1	1	31	\$289K	\$285K
25 October, 2015	512, 25 Earlington Ave, Toronto	Condo	1	2	47	\$640K	\$620K
	617, 25 Earlington Ave, Toronto	Condo	1	2	86	\$600K	\$585K
26 October, 2015	19 Queen Mary's Dr, Toronto	Detached	5	4	67	\$2,098K	\$1,950K
1 November, 2015	123 Strath Ave, Toronto	Detached	2	1	6	\$850K	\$970K
3 November, 2015	7 Highgate Rd, Toronto	Detached	3	4	29	\$1,375K	\$1,350K
7 November, 2015	97 Dunedin Dr, Toronto	Detached	3	2	6	\$1,379K	\$1,375K
16 November, 2015	194 The Kingsway , Toronto	Detached	4	4	33	\$1,498K	\$1,433K
18 November, 2015	409, 25 Earlington Ave, Toronto	Condo	1	2	3	\$400K	\$395K
20 November, 2015	Ph608, 25 Earlington Ave, Toronto	Condo	1	2	122	\$449K	\$442K
22 November, 2015	16 Kingsmill Rd, Toronto	Detached	4	3	4	\$1,595K	\$1,575K
	401, 50 Old Mill Rd, Toronto	Condo	2	2	67	\$1,098K	\$1,065K

## Data

Month, Day, Year of Sold Date	Address1	Property Type	Bedrooms	Washrooms	Days on the Market	List Price	Sold Price
27 November, 2015	210, 25 Earlington Ave, Toronto	Condo	1	1	11	\$285K	\$277K
29 November, 2015	117 The Kingsway , Toronto	Detached	4	3	20	\$1,675K	\$1,615K
3 December, 2015	91 Dunedin Dr, Toronto	Detached	3	2	16	\$1,198K	\$1,150K
6 December, 2015	19 Strath Ave, Toronto	Detached	4	6	111	\$3,250K	\$3,030K
	27 Montgomery Rd, Toronto	Detached	5	4	11	\$1,679K	\$1,710K
15 December, 2015	16 Briarly Lane, Toronto	Semi-Detached	4	4	50	\$1,099K	\$1,050K
30 December, 2015	502, 25 Earlington Ave, Toronto	Condo	1	2	48	\$650K	\$640K
	1001, 30 Old Mill Rd, Toronto	Condo	1	3	164	\$1,488K	\$1,435K
9 January, 2016	314, 25 Earlington Ave, Toronto	Condo	1	2	40	\$430K	\$418K
17 January, 2016	17B Thorndale Ave, Toronto	Detached	4	5	7	\$1,549K	\$1,556K
26 January, 2016	209, 25 Earlington Ave	Condo	2	2	25	\$455K	\$448K
3 February, 2016	503, 10 Old Mill Tr	Condo	2	2	61	\$659K	\$640K
6 February, 2016	40 Brentwood Rd N	Detached	3	4	5	\$1,450K	\$1,525K
7 February, 2016	53 Government Rd	Detached	3	4	10	\$1,489K	\$1,500K
9 February, 2016	3 Cedarcrest Dr	Detached	3	3	7	\$900K	\$939K
10 February, 2016	58 Princeton Rd	Detached	3	4	14	\$1,899K	\$1,838K
13 February, 2016	29 Donnybrook Lane	Detached	3	3	3	\$1,199K	\$1,300K
16 February, 2016	183 The Kingsway	Detached	4	4	6	\$1,425K	\$1,405K
19 February, 2016	66 Wendover Rd	Detached	5	5	14	\$1,985K	\$1,900K
	4663 Dundas St W	Detached	2	1	11	\$649K	\$775K
20 February, 2016	605, 1 Aberfoyle Cres	Condo	3	3	22	\$1,029K	\$925K
22 February, 2016	21 Briarly Lane	Townhouse	3	4	6	\$1,098K	\$1,045K
	24 White Oak Blvd	Detached	3	3	6	\$1,349K	\$1,451K
	64 The Kingsway	Detached	4	3	4	\$1,798K	\$1,900K
25 February, 2016	401, 10 Old Mill Tr	Condo	2	2	17	\$869K	\$865K
29 February, 2016	95 Old Mill Rd	Townhouse	2	4	5	\$1,449K	\$1,425K
	346 Prince Edward Dr N	Detached	3	2	12	\$1,239K	\$1,239K
2 March, 2016	22 Highgate Rd	Detached	3	2	7	\$1,285K	\$1,411K

## Data

Month, Day, Year of Sold Date	Address1	Property Type	Bedrooms	Washrooms	Days on the Market	List Price	Sold Price
13 March, 2016	1101, 30 Old Mill Rd	Condo	2	3	163	\$1,590K	\$1,450K
15 March, 2016	302, 30 Old Mill Rd	Condo	1	1	6	\$539K	\$535K
17 March, 2016	1005, 30 Old Mill Rd	Condo	1	2	37	\$1,185K	\$1,155K
21 March, 2016	207, 10 Old Mill Tr	Condo	2	2	47	\$659K	\$635K
22 March, 2016	105, 12 Old Mill Tr	Condo	2	3	21	\$969K	\$1,050K
	146 Westrose Ave	Detached	4	4	7	\$1,499K	\$1,505K
28 March, 2016	115 Strath Ave	Detached	4	5	7	\$2,125K	\$2,050K
30 March, 2016	23 Donnybrook Lane	Detached	3	2	8	\$850K	\$920K
31 March, 2016	65 Queen Marys Dr	Detached	4	4	9	\$2,339K	\$2,250K
2 April, 2016	23 Briarly Lane	Townhouse	3	4	16	\$1,099K	\$1,045K
4 April, 2016	7 Brownstone Lane	Townhouse	2	2	6	\$718K	\$780K
	506 Prince Edward Dr	Detached	3	2	115	\$1,699K	\$2,010K
6 April, 2016	5 Loyalist Rd	Detached	4	4	8	\$1,730K	\$1,728K
	142 Westrose Ave	Detached	3	2	8	\$839K	\$870K
7 April, 2016	9 Kings Lynn Rd	Detached	3	4	49	\$1,389K	\$1,339K
11 April, 2016	9 Westrose Ave	Detached	2	2	8	\$929K	\$970K
12 April, 2016	10 Kingsgarden Rd	Detached	4	4	7	\$1,769K	\$1,820K
15 April, 2016	105, 25 Earlington Ave	Condo	1	1	14	\$300K	\$300K
	962 Royal York Rd	Detached	4	5	23	\$1,749K	\$1,650K
19 April, 2016	20 Wendover Rd	Detached	3	3	5	\$1,298K	\$1,250K
20 April, 2016	90 Kingsway Cres	Detached	4	2	7	\$1,250K	\$1,450K
23 April, 2016	511, 25 Earlington Ave	Condo	2	2	3	\$390K	\$390K
26 April, 2016	104 Westrose Ave	Detached	2	2	9	\$829K	\$830K
	401, 30 Old Mill Rd	Condo	1	1	53	\$565K	\$545K
	502, 12 Old Mill Tr	Condo	2	2	7	\$849K	\$849K
27 April, 2016	146 The Kingsway	Detached	3	4	7	\$1,629K	\$1,805K
28 April, 2016	61 Grenview Blvd N	Detached	4	3	70	\$1,999K	\$1,980K
29 April, 2016	203, 12 Old Mill Tr	Condo	2	3	9	\$928K	\$925K

## Data

Month, Day, Year of Sold Date	Address1	Property Type	Bedrooms	Washrooms	Days on the Market	List Price	Sold Price
4 May, 2016	25 Wilgar Rd	Detached	4	4	2	\$1,890K	\$2,110K
10 May, 2016	82 Brentwood Rd N	Detached	4	5	36	\$2,548K	\$2,481K
11 May, 2016	33 Princeton Rd	Detached	5	4	37	\$1,689K	\$1,600K
13 May, 2016	307, 2 Aberfoyle Cres	Condo	2	2	9	\$649K	\$712K
15 May, 2016	14 Kingsmill Rd	Detached	3	3	33	\$1,769K	\$1,650K
16 May, 2016	403, 30 Old Mill Rd	Condo	2	3	31	\$1,527K	\$1,510K
17 May, 2016	10 Loyalist Rd	Detached	4	4	6	\$1,498K	\$1,605K
	31 Willingdon Blvd	Detached	2	3	1	\$1,675K	\$1,844K
21 May, 2016	404, 12 Old Mill Tr	Condo	2	2	3	\$669K	\$680K
	485 Prince Edward Dr N	Detached	4	5	5	\$1,997K	\$2,200K
24 May, 2016	96 Montgomery Rd	Detached	2	1	19	\$1,189K	\$1,120K
26 May, 2016	153 The Kingsway	Detached	3	2	1	\$1,399K	\$1,525K
29 May, 2016	384 Prince Edward Dr N	Detached	4	4	5	\$1,489K	\$1,505K
31 May, 2016	25 White Oak Blvd	Detached	3	3	5	\$1,498K	\$1,653K
6 June, 2016	215, 25 Earlington Ave	Condo	2	2	47	\$380K	\$375K
	Ph613, 25 Earlington Ave	Condo	2	2	80	\$769K	\$730K
7 June, 2016	17 Brownstone Lane	Townhouse	2	2	6	\$750K	\$765K
11 June, 2016	204, 12 Old Mill Tr	Condo	2	2	10	\$699K	\$765K
12 June, 2016	465 Prince Edward Dr, Toronto	Detached	4	3	73	\$1,550K	\$1,500K
13 June, 2016	33 Mill Cove	Detached	4	4	20	\$1,869K	\$1,805K
16 June, 2016	110, 25 Earlington Ave	Condo	2	2	23	\$416K	\$400K
	801, 2662 Bloor St W	Condo	2	2	0	\$1,278K	\$1,265K
17 June, 2016	26 Old Oak Rd	Detached	3	2	2	\$1,200K	\$1,371K
	203, 30 Old Mill Rd	Condo	2	3	17	\$1,517K	\$1,500K
21 June, 2016	125 Kingsway Cres	Detached	3	3	6	\$1,699K	\$1,695K
	175 The Kingsway	Detached	0	0	7	\$849K	\$1,050K
	513, 25 Earlington Ave	Condo	2	2	48	\$450K	\$442K
22 June, 2016	180 The Kingsway	Detached	4	4	8	\$1,850K	\$1,800K



## Data

Month, Day, Year of Sold Date	Address1	Property Type	Bedrooms	Washrooms	Days on the Market	List Price	Sold Price
22 June, 2016	809, 2662 Bloor St W	Condo	2	3	28	\$1,499K	\$1,465K
1 July, 2016	805, 30 Old Mill Rd	Condo	2	3	106	\$1,339K	\$1,278K
3 July, 2016	33 Loyalist Rd	Detached	3	4	26	\$1,498K	\$1,440K
6 July, 2016	11 Briarly Lane	Townhouse	3	4	20	\$1,099K	\$1,050K
11 July, 2016	29 Thorndale Ave	Detached	3	2	5	\$1,089K	\$1,237K
12 July, 2016	1085 Royal York Rd	Detached	2	2	7	\$879K	\$861K
14 July, 2016	38 Wilgar Rd	Detached	4	4	10	\$1,899K	\$2,110K
	58 Old Oak Rd	Detached	3	2	1	\$879K	\$1,107K
18 July, 2016	36 Brownstone Lane	Townhouse	3	3	7	\$988K	\$985K
21 July, 2016	208, 25 Earlington Ave	Condo	2	2	29	\$399K	\$380K
29 July, 2016	3 Allanbrooke Dr	Semi-Detached	3	2	17	\$680K	\$640K
1 August, 2016	19 Briarly Lane	Townhouse	3	4	18	\$1,039K	\$1,035K
5 August, 2016	39 The Kingsway	Other		0	18	\$3,699K	\$3,350K
7 August, 2016	509, 10 Old Mill Tr	Condo	1	1	18	\$439K	\$435K
8 August, 2016	7 Lynngrove Ave	Detached	4	4	26	\$1,899K	\$1,860K
	56 King Georges Rd	Detached	4	6	35	\$3,375K	\$3,200K
14 August, 2016	303, 30 Old Mill Rd	Condo	2	3	14	\$1,522K	\$1,521K
15 August, 2016	1105, 2662 Bloor St W	Condo	2	2	115	\$1,299K	\$1,299K
	Ph602, 25 Earlington Ave	Condo	2	2	69	\$650K	\$630K
16 August, 2016	23 Old Mill Terr	Detached	3	4	7	\$1,788K	\$1,745K
18 August, 2016	14 Strath Ave	Detached	3	3	44	\$2,200K	\$2,100K
	603, 30 Old Mill Rd	Condo	2	3	352	\$1,525K	\$1,481K
22 August, 2016	55 Allanbrooke Dr	Semi-Detached	2	2	6	\$729K	\$729K
6 September, 2016	16 Mill Cove	Detached	4	5	14	\$1,998K	\$1,950K
13 September, 2016	70 Princeton Rd	Detached	3	2	7	\$1,199K	\$1,120K
14 September, 2016	30 Thorndale Ave	Detached	3	2	7	\$1,049K	\$1,340K
	32 Willingdon Blvd	Detached	3	4	8	\$1,875K	\$1,800K
19 September, 2016	413, 25 Earlington Ave	Condo	2	2	69	\$439K	\$420K

## Data

Month, Day, Year of Sold Date	Address1	Property Type	Bedrooms	Washrooms	Days on the Market	List Price	Sold Price
19 September, 2016	548 Prince Edward Dr N	Detached	4	5	7	\$1,669K	\$1,740K
21 September, 2016	11 Kingsmill Rd	Detached	4	2	7	\$1,499K	\$1,650K
22 September, 2016	212, 25 Earlington Ave	Condo	2	2	21	\$429K	\$420K
24 September, 2016	52 Allanbrooke Dr	Semi-Detached	3	2	11	\$799K	\$785K
26 September, 2016	49 Loyalist Rd	Detached	4	4	5	\$1,128K	\$1,145K
	228 The Kingsway	Detached	3	3	6	\$1,050K	\$1,061K
	711, 30 Old Mill Rd	Condo	1	2	47	\$632K	\$619K
27 September, 2016	87 Strath Ave	Detached	4	5	46	\$3,199K	\$3,000K
4 October, 2016	8 Dunedin Dr	Detached	4	5	14	\$1,875K	\$1,800K
	15 Shand Ave	Detached	5	4	5	\$1,849K	\$1,790K
	44 Allanbrooke Dr	Semi-Detached	3	2	8	\$749K	\$900K
6 October, 2016	119 Strath Ave	Detached	5	5	7	\$1,898K	\$1,810K
10 October, 2016	127 Kingsway Cres	Detached	4	5	11	\$2,550K	\$2,460K
18 October, 2016	84 Willingdon Blvd	Detached	4	5	13	\$2,950K	\$2,900K
	4647 Dundas St W	Detached	4	3	6	\$1,099K	\$1,175K
19 October, 2016	40 White Oak Blvd	Detached	4	4	7	\$1,598K	\$1,875K
21 October, 2016	4 Kingscourt Dr	Detached	4	4	1	\$1,648K	\$1,665K
24 October, 2016	91 Strath Ave	Detached	4	5	13	\$2,379K	\$2,290K
26 October, 2016	12 Marquis Ave	Detached	4	4	13	\$1,500K	\$1,485K
31 October, 2016	39 King Georges Rd	Detached	5	5	83	\$2,699K	\$2,520K
1 November, 2016	44 White Oak Blvd	Detached	4	4	6	\$1,889K	\$1,925K
	60 Lynngrove Ave	Detached	3	3	15	\$1,399K	\$1,375K
6 November, 2016	1005, 2662 Bloor St W	Condo	2	2	3	\$700K	\$690K
7 November, 2016	44 Lynngrove Ave	Detached	3	3	7	\$1,598K	\$1,760K
8 November, 2016	6 Queen Anne Rd	Detached	3	2	8	\$1,350K	\$1,279K
	132 Kingsway Cres	Detached	3	2	7	\$1,200K	\$1,180K
15 November, 2016	16 Kingsgrove Blvd	Detached	2	2	6	\$1,249K	\$1,502K
	204, 30 Old Mill Rd	Condo	2	3	69	\$1,349K	\$1,310K

## Data

Month, Day, Year of Sold Date	Address1	Property Type	Bedrooms	Washrooms	Days on the Market	List Price	Sold Price
18 November, 2016	12 Mcclinchy Ave	Detached	4	2	17	\$1,399K	\$1,450K
21 November, 2016	59 Brentwood Rd N	Detached	3	2	18	\$1,599K	\$1,535K
22 November, 2016	16 Brownstone Lane	Townhouse	3	3	7	\$909K	\$910K
	702, 30 Old Mill Rd	Condo	1	1	75	\$590K	\$580K
23 November, 2016	611, 4196 Dundas St W	Condo	1	1	8	\$339K	\$357K
27 November, 2016	76 Dunedin Dr	Detached	4	2	47	\$1,740K	\$1,660K
28 November, 2016	43 Kingsway Cres	Detached	4	4	7	\$2,598K	\$2,600K
2 December, 2016	409, 12 Old Mill Tr	Condo	2	3	29	\$1,669K	\$1,660K
3 December, 2016	323, 25 Earlington Ave	Condo	1	1	1	\$299K	\$315K
5 December, 2016	109, 25 Earlington Ave	Condo	1	1	53	\$269K	\$264K
13 December, 2016	31 Queen Anne Rd	Detached	4	7	211	\$3,495K	\$3,250K
20 December, 2016	206, 2662 Bloor St W	Condo	1	1	45	\$419K	\$419K
2 January, 2017	82 Government Rd	Detached	2	1	34	\$1,169K	\$1,121K
10 January, 2017	6 Cedarcrest Dr	Detached	2	2	7	\$899K	\$1,109K
19 January, 2017	1073 Royal York Rd	Detached	2	2	2	\$895K	\$1,020K
21 January, 2017	306, 30 Old Mill Rd	Condo	2	2	3	\$1,326K	\$1,305K
22 January, 2017	105, 12 Old Mill Tr	Condo	3	3	6	\$1,279K	\$1,325K
23 January, 2017	9 King Georges Rd	Detached	5	4	5	\$1,999K	\$2,318K
24 January, 2017	85 Kingsway Cres	Detached	4	2	7	\$1,379K	\$1,495K
30 January, 2017	499A Prince Edward Rd N	Detached	3	4	13	\$1,789K	\$1,750K
31 January, 2017	77 Kingsway Cres	Detached	4	6	8	\$2,359K	\$2,330K
3 February, 2017	4 Elliott Ave	Detached	4	4	3	\$1,450K	\$1,632K
5 February, 2017	311, 30 Old Mill Rd	Condo	1	2	11	\$649K	\$638K
	Ph612, 25 Earlington Ave	Condo	2	2	2	\$496K	\$535K
7 February, 2017	11 Birchview Blvd	Detached	2	3	35	\$950K	\$1,231K
13 February, 2017	18 Belvale Ave	Detached	2	2	6	\$879K	\$1,235K
	27 Allanbrooke Dr	Semi-Detached	3	1	5	\$697K	\$951K
17 February, 2017	152 The Kingsway	Detached	3	2	1	\$1,349K	\$1,500K

## Data

Month, Day, Year of Sold Date	Address1	Property Type	Bedrooms	Washrooms	Days on the Market	List Price	Sold Price
19 February, 2017	21 Walford Rd	Detached	3	3	2	\$1,689K	\$1,600K
20 February, 2017	10 Mill Cove	Detached	4	4	7	\$1,849K	\$1,825K
21 February, 2017	462 Prince Edward Dr N	Detached	3	2	6	\$1,199K	\$1,400K
22 February, 2017	70 The Kingsway	Detached	5	5	16	\$2,888K	\$2,785K
24 February, 2017	27 Belvale Ave	Detached	4	6	48	\$2,095K	\$2,005K
	46 Kingsway Cres	Detached	4	5	15	\$2,495K	\$2,339K
27 February, 2017	103, 10 Old Mill Tr	Condo	2	3	10	\$1,059K	\$1,218K
2 March, 2017	39 Allanbrooke Dr	Semi-Detached	3	2	7	\$799K	\$1,025K
3 March, 2017	87 The Kingsway	Detached	4	3	3	\$2,285K	\$2,235K
5 March, 2017	1111, 1 Aberfoyle Cres	Condo	2	2	12	\$739K	\$799K
6 March, 2017	110, 71 Old Mill Rd	Condo	2	3	11	\$1,100K	\$1,060K
7 March, 2017	4619 Dundas St W	Other		0	7	\$3,000K	\$3,200K
8 March, 2017	79 Dunedin Dr	Detached	3	2	7	\$1,598K	\$1,740K
9 March, 2017	166 The Kingsway Ave	Detached	4	5	36	\$2,489K	\$2,460K
11 March, 2017	423, 25 Earlington Ave	Condo	1	1	12	\$318K	\$404K
12 March, 2017	25 Princeton Rd	Detached	4	4	13	\$2,369K	\$2,220K
14 March, 2017	39 Old Oak Rd	Detached	3	2	7	\$950K	\$1,340K
16 March, 2017	201, 50 Old Mill Rd	Condo	2	2	8	\$1,349K	\$1,295K
18 March, 2017	59 Wendover Rd	Detached	4	5	36	\$3,698K	\$3,228K
21 March, 2017	612, 30 Old Mill Rd	Condo	2	2	73	\$1,029K	\$1,005K
23 March, 2017	52 Strath Ave	Detached	3	5	51	\$3,300K	\$3,150K
24 March, 2017	402, 30 Old Mill Rd	Condo	1	1	11	\$595K	\$575K
27 March, 2017	1038 Royal York Rd	Detached	3	2	7	\$1,398K	\$1,460K
28 March, 2017	58 Old Oak Rd	Detached	3	2	7	\$999K	\$1,306K
29 March, 2017	208, 10 Old Mill Tr	Condo	2	2	8	\$1,029K	\$1,129K
	#405, 30 Old Mill Rd	Condo	2	2	1	\$1,398K	\$1,530K
30 March, 2017	97 Dunedin Dr	Detached	3	2	2	\$1,580K	\$1,750K
31 March, 2017	75 Lynngrove Ave	Detached	3	3	2	\$1,598K	\$1,850K

## Data

Month, Day, Year of Sold Date	Address1	Property Type	Bedrooms	Washrooms	Days on the Market	List Price	Sold Price
2 April, 2017	601, 2662 Bloor St W	Condo	2	2	5	\$700K	\$700K
3 April, 2017	1009 Royal York Rd	Detached	3	4	7	\$1,500K	\$1,810K
4 April, 2017	24 Elliott Ave	Detached	3	2	6	\$1,380K	\$1,535K
5 April, 2017	4 Cedarcrest Dr	Detached	3	3	6	\$1,089K	\$1,400K
13 April, 2017	100 Old Mill Rd	Detached	5	5	6	\$2,950K	\$2,850K
	188 The Kingsway	Detached	3	1	17	\$1,399K	\$1,360K
14 April, 2017	92 Montgomery Rd	Detached	4	5	2	\$2,190K	\$2,100K
17 April, 2017	201, 30 Old Mill Rd	Condo	1	1	21	\$500K	\$615K
19 April, 2017	1103 Royal York Rd	Detached	3	4	7	\$1,398K	\$1,700K
20 April, 2017	90 Government Rd	Detached	4	5	3	\$1,788K	\$1,945K
24 April, 2017	411, 30 Old Mill Rd	Condo	1	2	7	\$648K	\$658K
25 April, 2017	20 Westrose Ave	Detached	2	2	8	\$1,200K	\$1,250K
	1095 Royal York Rd	Detached	2	3	27	\$1,848K	\$1,706K
26 April, 2017	210, 25 Earlington Ave	Condo	1	1	9	\$319K	\$390K
27 April, 2017	506, 2662 Bloor St W	Condo	2	2	3	\$1,198K	\$1,408K
1 May, 2017	61 Princeton Rd	Detached	4	5	27	\$2,498K	\$2,450K
	71 Allanbrooke Dr	Detached	2	2	4	\$888K	\$886K
2 May, 2017	37 Loyalist Rd	Detached	2	2	11	\$1,199K	\$1,145K
4 May, 2017	203, 10 Old Mill Tr	Condo	2	2	8	\$799K	\$952K
5 May, 2017	4653 Dundas St W	Detached	3	3	3	\$1,199K	\$1,285K
7 May, 2017	971 Royal York Rd	Detached	3	4	4	\$1,495K	\$1,700K
8 May, 2017	302, 2662 Bloor St W	Condo	2	2	4	\$750K	\$752K
	448 Prince Edward Dr N	Detached	4	4	5	\$1,786K	\$1,890K
9 May, 2017	37 Bannon Ave	Detached	4	2	6	\$1,350K	\$1,495K
11 May, 2017	509, 12 Old Mill Tr	Condo	2	2	8	\$1,089K	\$1,145K
13 May, 2017	67 Willingdon Blvd	Detached	4	4	45	\$2,500K	\$2,250K
16 May, 2017	307, 25 Earlington Ave	Condo	1	1	6	\$330K	\$340K
18 May, 2017	6 Thorndale Ave	Detached	2	1	9	\$999K	\$1,375K

## Data

Month, Day, Year of Sold Date	Address1	Property Type	Bedrooms	Washrooms	Days on the Market	List Price	Sold Price
19 May, 2017	713, 2662 Bloor St W	Condo	2	2	15	\$780K	\$765K
25 May, 2017	43 Wilgar Rd	Detached	4	5	16	\$3,100K	\$2,975K
30 May, 2017	34 Government Rd	Detached	2	2	35	\$1,160K	\$1,210K
	38 Queen Mary's Dr	Detached	4	3	7	\$1,988K	\$1,900K
1 June, 2017	19 Highgate Rd	Detached	3	2	9	\$1,349K	\$1,409K
3 June, 2017	24 Westrose Ave	Detached	2	2	4	\$1,100K	\$1,150K
	187 The Kingsway St	Detached	2	2	31	\$1,350K	\$1,300K
6 June, 2017	88 Allanbrooke Dr	Detached	3	2	6	\$968K	\$1,151K
9 June, 2017	508, 12 Old Mill Tr	Condo	2	3	9	\$1,939K	\$1,939K
	602, 2662 Bloor St W	Condo	2	2	32	\$728K	\$715K
13 June, 2017	10 Birchview Blvd	Detached	3	2	14	\$1,499K	\$1,600K
17 June, 2017	24 Willingdon Blvd	Detached	3	3	37	\$1,499K	\$1,360K
19 June, 2017	382 Prince Edward Dr	Detached	4	4	21	\$2,250K	\$2,175K
20 June, 2017	417, 25 Earlington Ave	Condo	2	2	11	\$740K	\$720K
22 June, 2017	306, 2662 Bloor St W	Condo	2	2	17	\$1,000K	\$965K
23 June, 2017	61 Kingsway Cres	Detached	3	3	16	\$1,698K	\$1,570K
26 June, 2017	703, 2662 Bloor St W	Condo	2	2	5	\$788K	\$790K
28 June, 2017	51 Princeton Rd	Detached	4	4	6	\$1,895K	\$1,850K
6 July, 2017	19 Lynngrove Ave	Detached	4	4	23	\$2,250K	\$2,200K
7 July, 2017	54 Allanbrooke Dr	Semi-Detached	3	2	4	\$899K	\$900K
	308, 10 Old Mill Tr	Condo	2	2	65	\$1,150K	\$1,100K
14 July, 2017	49 Government Rd	Detached	4	4	15	\$2,099K	\$2,115K
19 July, 2017	12 Wendover Rd	Detached	3	4	23	\$1,799K	\$1,750K
28 July, 2017	222, 25 Earlington Ave	Condo	1	1	14	\$420K	\$410K
30 July, 2017	19 King Georges Rd	Detached	5	7	80	\$3,795K	\$3,525K
6 August, 2017	1026 Royal York Rd	Detached	4	5	54	\$2,398K	\$2,250K
11 August, 2017	613, 2662 Bloor St W	Condo	2	2	2	\$750K	\$750K
12 August, 2017	168 The Kingsway	Detached	2	2	33	\$1,380K	\$1,260K

## Data

Month, Day, Year of Sold Date	Address1	Property Type	Bedrooms	Washrooms	Days on the Market	List Price	Sold Price
17 August, 2017	95 Allanbrooke Dr	Detached	2	1	83	\$1,130K	\$1,060K
26 August, 2017	14 Mcclinchy Ave	Detached	3	2	4	\$1,535K	\$1,535K
31 August, 2017	532 Prince Edward Dr N	Detached	3	4	9	\$1,798K	\$1,675K
16 September, 2017	9 Cedarcrest Dr	Detached	3	2	8	\$1,099K	\$1,085K
	701, 30 Old Mill Rd	Condo	1	1	149	\$628K	\$615K
18 September, 2017	205, 12 Old Mill Tr	Condo	2	2	6	\$1,888K	\$2,000K
19 September, 2017	36 Westrose Ave	Detached	3	2	14	\$1,199K	\$1,165K
21 September, 2017	480 Prince Edward Dr N	Detached	3	3	22	\$2,500K	\$2,400K
22 September, 2017	38 Old Oak Rd	Detached	3	4	14	\$1,950K	\$1,810K
26 September, 2017	15 Willingdon Blvd	Detached	3	3	6	\$1,050K	\$1,300K
28 September, 2017	168 Brentwood Rd N	Detached	4	5	42	\$2,690K	\$2,500K
2 October, 2017	68 Jackson Ave	Detached	4	5	21	\$3,195K	\$3,100K
3 October, 2017	81 Kingsway Cres	Detached	2	1	7	\$980K	\$1,203K
5 October, 2017	167 The Kingsway	Detached	2	1	23	\$1,289K	\$1,275K
	606, 30 Old Mill Rd	Condo	2	3	37	\$1,498K	\$1,430K
6 October, 2017	51 Government Rd	Detached	3	4	45	\$1,849K	\$1,775K
13 October, 2017	207, 25 Earlington Ave	Condo	1	1	10	\$390K	\$405K
17 October, 2017	414, 25 Earlington Ave	Condo	1	1	41	\$430K	\$410K
20 October, 2017	95 The Kingsway	Detached	4	4	60	\$2,798K	\$2,600K
	103, 30 Old Mill Rd	Condo	2	2	10	\$1,075K	\$1,060K
	193 The Kingsway Ave	Detached	3	2	30	\$1,250K	\$1,150K
24 October, 2017	11 Bannon Ave	Detached	4	4	28	\$2,195K	\$2,085K
25 October, 2017	93 Strath Ave	Detached	3	3	2	\$1,599K	\$1,950K
	306, 12 Old Mill Tr	Condo	2	2	58	\$979K	\$960K
26 October, 2017	7 Bannon Ave	Detached	4	3	0	\$1,395K	\$1,609K
31 October, 2017	211, 10 Old Mill Tr	Condo	1	1	14	\$650K	\$615K
	406, 30 Old Mill Rd	Condo	2	3	25	\$1,449K	\$1,430K
4 November, 2017	41 King Georges Rd	Detached	3	4	2	\$2,395K	\$2,510K

## Data

Month, Day, Year of Sold Date	Address1	Property Type	Bedrooms	Washrooms	Days on the Market	List Price	Sold Price
6 November, 2017	804, 2662 Bloor St	Condo	2	2	9	\$1,649K	\$1,809K
7 November, 2017	82 Willingdon Blvd	Detached	4	5	6	\$3,175K	\$3,079K
	610, 30 Old Mill Rd	Condo	2	2	15	\$1,049K	\$1,040K
9 November, 2017	49 Grenview Blvd N	Detached	5	6	3	\$2,449K	\$2,625K
14 November, 2017	14 Loyalist Rd	Detached	4	5	26	\$1,925K	\$1,865K
21 November, 2017	371 Prince Edward Dr N	Detached	3	5	6	\$2,795K	\$2,820K
24 November, 2017	41 Bannon Ave	Detached	3	4	1	\$1,489K	\$1,500K
29 November, 2017	113 Brentwood Rd N	Detached	3	2	7	\$1,749K	\$1,620K
1 December, 2017	50 Bannon Ave	Detached	3	2	50	\$1,370K	\$1,315K
3 December, 2017	83 Kingsway Cres	Detached	2	3	3	\$1,395K	\$1,476K
11 December, 2017	8 Queen Marys Dr	Detached	4	5	82	\$3,995K	\$3,800K
22 December, 2017	43 Old Oak Rd	Detached	3	3	9	\$1,089K	\$1,050K
18 January, 2018	65 Lynngrove Ave	Detached	4	4	44	\$1,899K	\$1,810K
21 January, 2018	3 Mcclinchy Ave	Detached	3	2	6	\$1,579K	\$1,579K
4 February, 2018	16 Kingsway Cres	Detached	4	5	3	\$3,148K	\$2,935K
12 February, 2018	41 Cedarcrest Dr	Detached	3	2	6	\$929K	\$925K
15 February, 2018	48 Bannon Ave	Detached	3	2	3	\$1,370K	\$1,330K
16 February, 2018	18 Montgomery Rd	Detached	2	2	4	\$1,398K	\$1,430K
21 February, 2018	49 Bannon Ave	Detached	3	2	8	\$1,299K	\$1,510K
22 February, 2018	35 Kingsway Cres	Detached	7	5	130	\$7,480K	\$6,400K
	505, 10 Old Mill Tr	Condo	2	2	2	\$949K	\$970K
25 February, 2018	4651 Dundas St W	Detached	3	3	4	\$928K	\$1,150K
26 February, 2018	1039 Royal York Rd	Detached	4	4	6	\$2,000K	\$1,967K
1 March, 2018	712, 2662 Bloor St W	Condo	2	3	2	\$1,799K	\$1,928K
5 March, 2018	302, 30 Old Mill Rd	Condo	1	1	7	\$620K	\$629K
8 March, 2018	311, 2662 Bloor St W	Condo	2	3	1	\$1,699K	\$1,800K
9 March, 2018	61 Lynngrove Ave	Detached	3	2	10	\$1,500K	\$1,410K
14 March, 2018	518, 25 Earlington Ave	Condo	2	2	15	\$600K	\$585K



Data

Month, Day, Year of Sold Date	Address1	Property Type	Bedrooms	Washrooms	Days on the Market	List Price	Sold Price
15 March, 2018	106, 30 Old Mill Rd	Condo	2	2	98	\$1,049K	\$1,035K
19 March, 2018	206, 12 Old Mill Tr	Condo	2	2	5	\$1,025K	\$1,035K
22 March, 2018	54 Wilgar Rd	Detached	5	4	2	\$2,000K	\$1,950K
26 March, 2018	606, 25 Earlington Ave	Condo	1	1	5	\$449K	\$450K