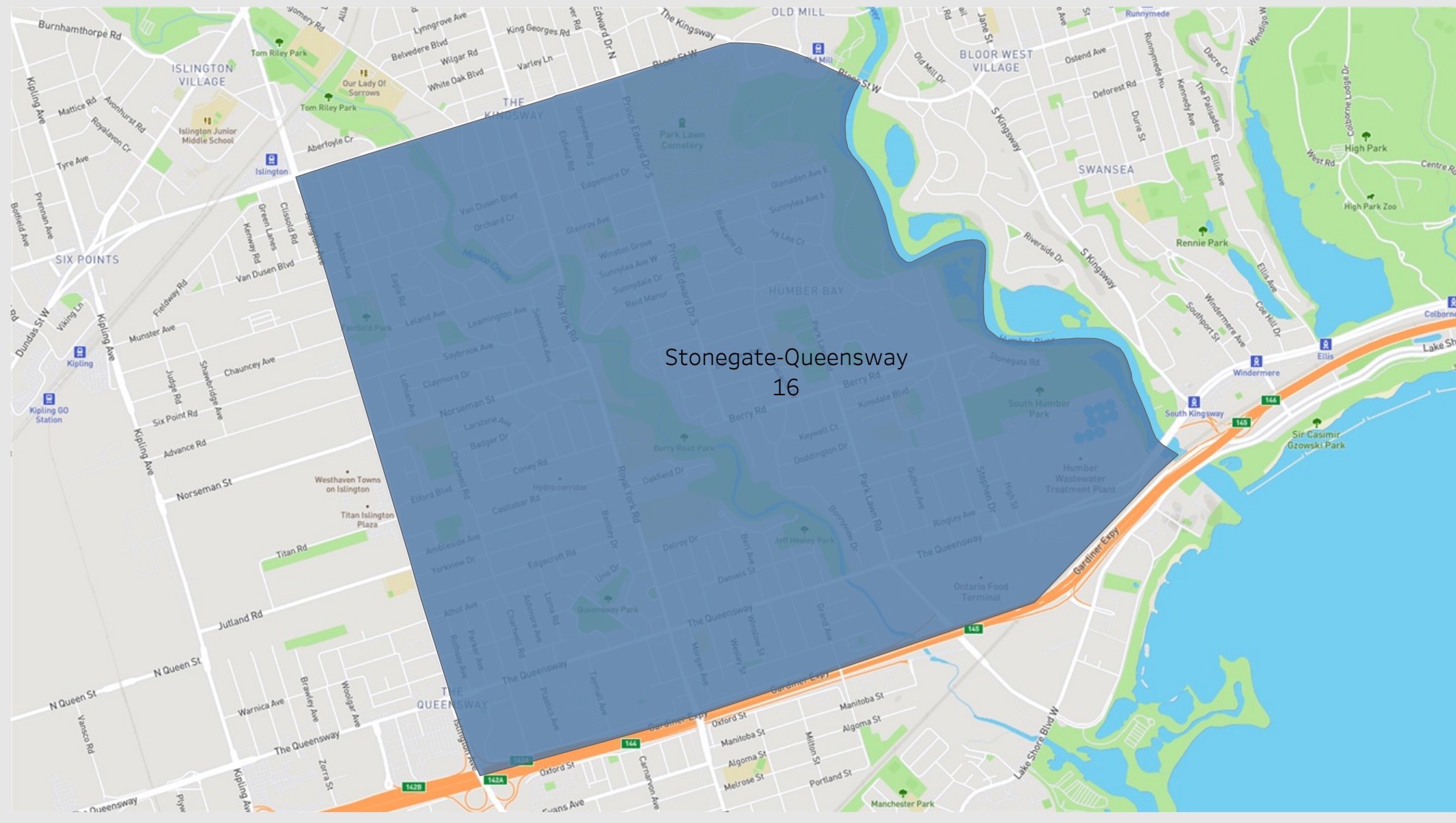
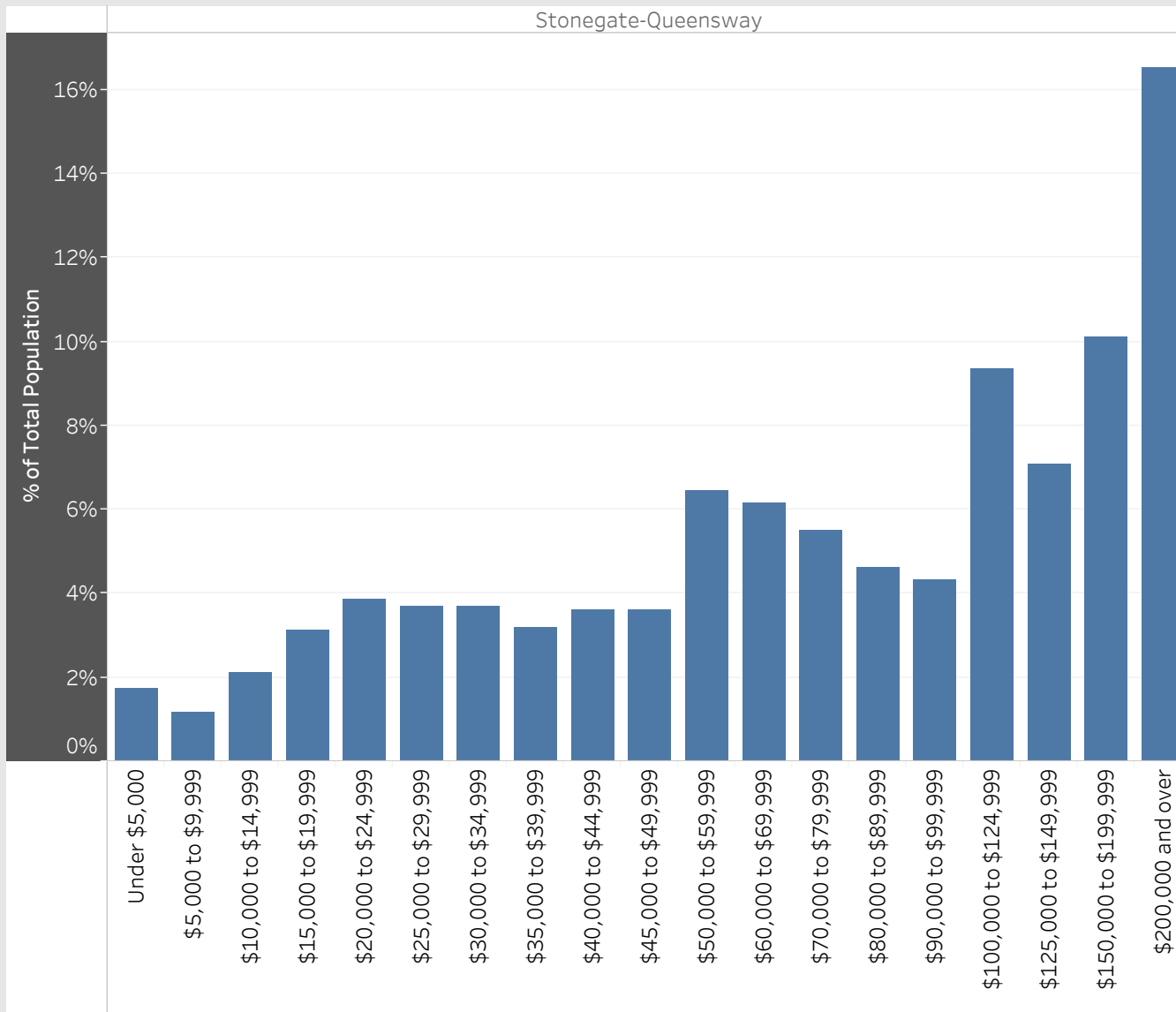


Stonegate-Queensway
Neighbourhood Breakdown
July 1st, 2015 - March 31st, 2018

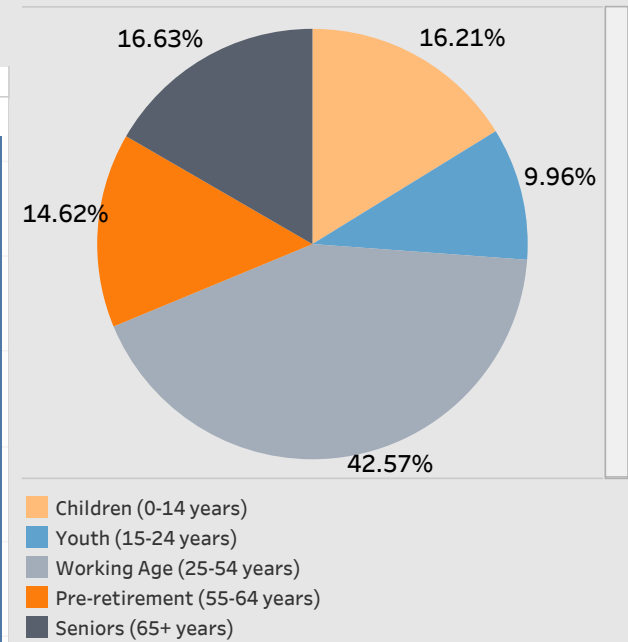


2016 StatsCan Data

Household Income in Stonegate-Queensway



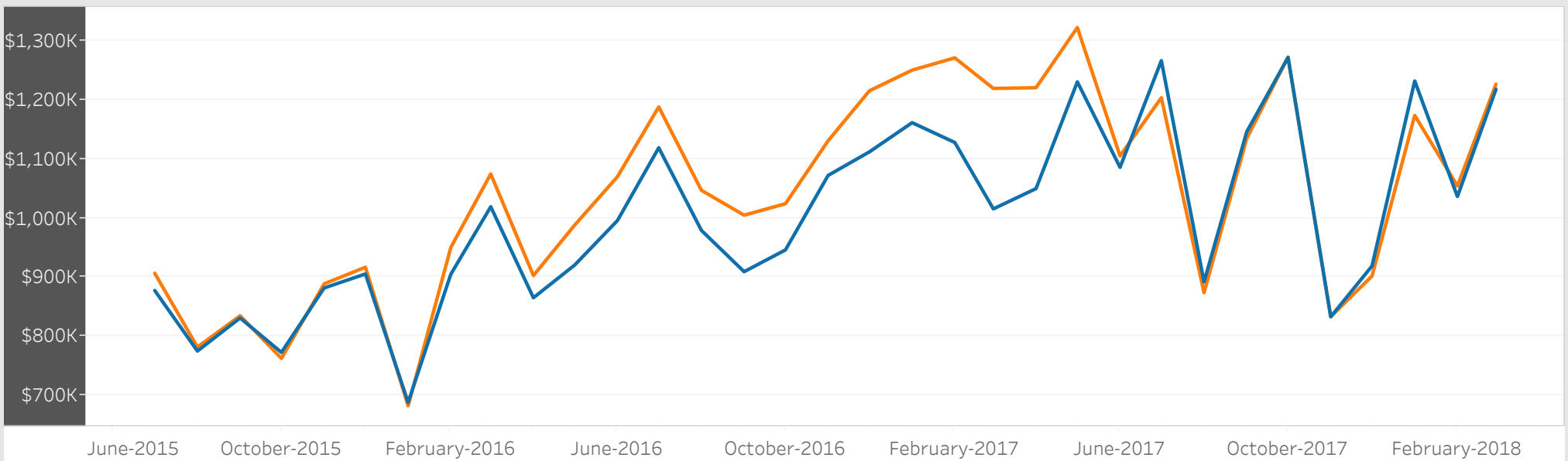
Age



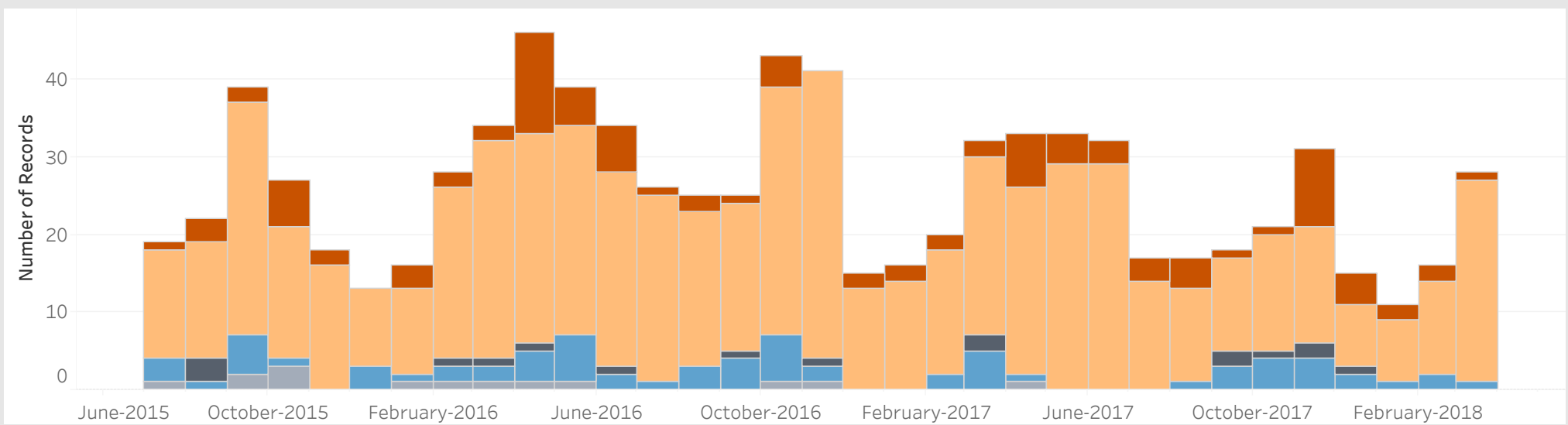
Visible Minorities

| | |
|-----------------------------|--------|
| Not a visible minority | 81.53% |
| South Asian | 3.71% |
| Black | 2.35% |
| Chinese | 2.27% |
| Filipino | 2.05% |
| Latin American | 1.61% |
| Visible minority; n.i.e. | 1.61% |
| Multiple visible minorities | 1.10% |
| Southeast Asian | 1.10% |
| Korean | 0.92% |
| West Asian | 0.70% |
| Japanese | 0.60% |
| Arab | 0.44% |

Average Sold Price vs. Average Ask Price in Stonegate-Queensway



Properties Sold in Stonegate-Queensway by Month



Data

| Month, Day, Year of Sold Date | Address1 | Property Type | Bedrooms | Washrooms | Days on the Market | List Price | Sold Price |
|-------------------------------|-------------------------------------|---------------|----------|-----------|--------------------|------------|------------|
| 1 July, 2015 | 40 Gardenvale Rd, Toronto | Detached | 2 | 2 | 28 | \$798K | \$725K |
| 2 July, 2015 | 19 Castlebar Rd, Toronto | Detached | 3 | 3 | 18 | \$760K | \$734K |
| | 88 Prince Edward Dr, Toronto | Detached | 4 | 2 | 37 | \$1,289K | \$1,200K |
| 7 July, 2015 | 34 Aldgate Ave, Toronto | Detached | 2 | 2 | 6 | \$655K | \$652K |
| 8 July, 2015 | 215 Grand Ave, Toronto | Townhouse | 3 | 3 | 6 | \$750K | \$780K |
| 10 July, 2015 | 5 Greenmount Rd, Toronto | Detached | 3 | 1 | 4 | \$699K | \$852K |
| | 935 Islington Ave, Toronto | Detached | 3 | 2 | 12 | \$500K | \$571K |
| 13 July, 2015 | 47 Penhurst Ave, Toronto | Other | 8 | 4 | 34 | \$900K | \$875K |
| | 215 Grand Ave, Toronto | Townhouse | 3 | 4 | 7 | \$729K | \$781K |
| 16 July, 2015 | 14 Bethnal Ave, Toronto | Detached | 3 | 2 | 3 | \$779K | \$960K |
| 20 July, 2015 | 6 Beaverdale Rd, Toronto | Townhouse | 3 | 3 | 5 | \$690K | \$749K |
| | 10 Ambleside Ave, Toronto | Detached | 4 | 2 | 10 | \$929K | \$975K |
| 21 July, 2015 | 14 Bernice Ave, Toronto | Detached | 4 | 4 | | \$1,195K | \$1,240K |
| 23 July, 2015 | 21 Spring Garden Rd, Toronto | Detached | 3 | 2 | 43 | \$1,100K | \$1,045K |
| | 44 Sunnylea Ave, Toronto | Detached | 3 | 4 | 25 | \$1,499K | \$1,485K |
| | 104 Delroy Dr, Toronto | Detached | 3 | 4 | 25 | \$800K | \$811K |
| 24 July, 2015 | 22 Ashton Manor , Toronto | Detached | 4 | 4 | 3 | \$1,599K | \$1,722K |
| 30 July, 2015 | 43 Holbrooke Ave, Toronto | Detached | 2 | 2 | 7 | \$599K | \$675K |
| | 405, 760 The Queensway Ave, Toronto | Condo | 1 | 2 | 14 | \$399K | \$390K |
| 3 August, 2015 | 8 Greenmount Rd, Toronto | Detached | 2 | 2 | 15 | \$710K | \$845K |
| 4 August, 2015 | 39 Market Garden Mews, Toronto | Townhouse | 3 | 3 | 7 | \$600K | \$682K |
| | 81 Bonnyview Dr, Toronto | Detached | 4 | 4 | 7 | \$1,200K | \$1,171K |
| 5 August, 2015 | 900 Royal York Rd, Toronto | Detached | 2 | 2 | | \$900K | \$855K |
| 8 August, 2015 | 4 Saunders Cres, Toronto | Detached | 2 | 1 | 9 | \$660K | \$650K |
| 10 August, 2015 | 3 Bernice Ave, Toronto | Detached | 2 | 2 | 5 | \$749K | \$875K |
| 11 August, 2015 | 319, 245 Dalesford Rd, Toronto | Condo | 2 | 1 | 90 | \$315K | \$308K |
| | 530 Royal York Rd, Toronto | Semi-Detached | 2 | 2 | 8 | \$520K | \$540K |
| 12 August, 2015 | 17 Loma Rd, Toronto | Detached | 3 | 3 | 97 | \$830K | \$815K |

Data

| Month, Day, Year of Sold Date | Address1 | Property Type | Bedrooms | Washrooms | Days on the Market | List Price | Sold Price |
|-------------------------------|--------------------------------|---------------|----------|-----------|--------------------|------------|------------|
| 14 August, 2015 | 523B Royal York Rd, Toronto | Semi-Detached | 3 | 4 | 5 | \$699K | \$745K |
| 16 August, 2015 | 1161 Islington Ave, Toronto | Detached | 3 | 2 | 10 | \$550K | \$621K |
| 18 August, 2015 | 76 Delroy Dr, Toronto | Detached | 3 | 5 | 79 | \$1,400K | \$1,355K |
| | 945 Islington Ave, Toronto | Detached | 2 | 2 | 14 | \$699K | \$713K |
| 19 August, 2015 | 10 River Valley Cres, Toronto | Detached | 3 | 3 | 71 | \$900K | \$880K |
| | 80 Cliveden Ave, Toronto | Detached | 3 | 2 | 6 | \$989K | \$1,010K |
| 20 August, 2015 | 41 Stephen Dr, Toronto | Semi-Detached | 2 | 1 | 41 | \$425K | \$360K |
| 23 August, 2015 | 16 Cannon Rd, Toronto | Detached | 3 | 2 | 32 | \$800K | \$790K |
| | 312, 2855 Bloor St, Toronto | Condo | 2 | 1 | 14 | \$450K | \$451K |
| 24 August, 2015 | 31 Smithfield Dr, Toronto | Detached | 3 | 1 | 82 | \$599K | \$600K |
| 28 August, 2015 | 64 Eagle Rd, Toronto | Detached | 4 | 5 | 73 | \$1,799K | \$1,712K |
| 29 August, 2015 | 47 Rosemeade Ave, Toronto | Detached | 3 | 4 | 100 | \$859K | \$830K |
| 30 August, 2015 | 314, 245 Dalesford Rd, Toronto | Condo | 2 | 1 | 25 | \$399K | \$390K |
| 4 September, 2015 | 7 Breezewood Dr, Toronto | Detached | 3 | 2 | 17 | \$1,195K | \$1,130K |
| 9 September, 2015 | 635 Royal York Rd, Toronto | Detached | 3 | 2 | 8 | \$629K | \$660K |
| 10 September, 2015 | 15A Brussels St, Toronto | Other | | | 55 | \$650K | \$520K |
| | 15B Brussels St, Toronto | Other | | | 30 | \$650K | \$520K |
| | 404, 245 Dalesford Rd, Toronto | Condo | 2 | 2 | 11 | \$419K | \$417K |
| | 880 Royal York Rd, Toronto | Detached | 2 | 2 | 8 | \$889K | \$950K |
| 13 September, 2015 | 41 Spring Garden Rd, Toronto | Detached | 3 | 2 | 82 | \$979K | \$950K |
| | 508, 245 Dalesford Rd, Toronto | Condo | 2 | 2 | 5 | \$450K | \$441K |
| 14 September, 2015 | 912 Royal York Rd, Toronto | Detached | 3 | 2 | 7 | \$759K | \$700K |
| 15 September, 2015 | 24 Stephen Dr, Toronto | Detached | 3 | 2 | 34 | \$729K | \$707K |
| | 44 Meadowvale Dr, Toronto | Detached | 3 | 2 | 7 | \$1,079K | \$1,160K |
| | 54 High St, Toronto | Detached | 2 | 2 | 43 | \$789K | \$750K |
| | 55 Eagle Rd, Toronto | Detached | 3 | 2 | 8 | \$985K | \$985K |
| 17 September, 2015 | 44 Badger Dr, Toronto | Detached | 3 | 2 | 9 | \$849K | \$840K |
| 18 September, 2015 | 36 Leamington Ave, Toronto | Detached | 3 | 2 | 11 | \$975K | \$929K |

Data

| Month, Day, Year of Sold Date | Address1 | Property Type | Bedrooms | Washrooms | Days on the Market | List Price | Sold Price |
|-------------------------------|----------------------------------|---------------|----------|-----------|--------------------|------------|------------|
| 21 September, 2015 | 2 Kellogg St, Toronto | Detached | 3 | 2 | 9 | \$850K | \$905K |
| | 14 Stockbridge Ave, Toronto | Detached | 3 | 2 | 7 | \$795K | \$861K |
| | 18 Oakfield Dr, Toronto | Detached | 3 | 3 | 10 | \$1,000K | \$1,185K |
| | 62 Old Mill Terr, Toronto | Townhouse | 3 | 3 | 22 | \$695K | \$695K |
| | 67 Lothian Ave, Toronto | Detached | 4 | 5 | 7 | \$1,949K | \$1,900K |
| 22 September, 2015 | 5 Edwalter Ave, Toronto | Detached | 3 | 2 | 9 | \$749K | \$876K |
| | 96 Yorkview Dr, Toronto | Detached | 3 | 2 | 6 | \$849K | \$805K |
| | 698A The Queensway , Toronto | Townhouse | 2 | 2 | 78 | \$320K | \$315K |
| | 894 Royal York Rd, Toronto | Detached | 3 | 2 | 7 | \$799K | \$785K |
| 23 September, 2015 | 20 Leaves Terr, Toronto | Townhouse | 3 | 3 | 8 | \$839K | \$830K |
| | 33 Cochrane Dr, Toronto | Detached | 2 | 2 | 29 | \$650K | \$625K |
| | 39 Monkton Ave, Toronto | Detached | 2 | 2 | 6 | \$810K | \$835K |
| | 80 Delroy Dr, Toronto | Detached | 4 | 2 | 9 | \$700K | \$740K |
| 24 September, 2015 | 28 Cochrane Dr, Toronto | Detached | 3 | 2 | 14 | \$600K | \$598K |
| | 35 Rothsay Ave, Toronto | Detached | 4 | 4 | 8 | \$1,079K | \$1,015K |
| 26 September, 2015 | 35 Uno Dr, Toronto | Detached | 2 | 2 | 7 | \$640K | \$640K |
| 27 September, 2015 | 33 Berl Ave, Toronto | Detached | 3 | 3 | 11 | \$749K | \$821K |
| 28 September, 2015 | 26 Lothian Ave, Toronto | Detached | 3 | 5 | 7 | \$1,389K | \$1,400K |
| 30 September, 2015 | 9 Bernice Ave, Toronto | Detached | 4 | 2 | 8 | \$840K | \$909K |
| | 25 Elsfield Rd, Toronto | Detached | 3 | 2 | 7 | \$789K | \$893K |
| | 26 Mendota Rd, Toronto | Townhouse | 3 | 3 | 17 | \$640K | \$620K |
| | 34 Guthrie Ave, Toronto | Detached | 4 | 4 | 24 | \$1,399K | \$1,350K |
| | 47 Loma Rd, Toronto | Detached | 3 | 2 | 7 | \$650K | \$660K |
| | 945 The Queensway Way, Toronto | Townhouse | 3 | 3 | 7 | \$600K | \$629K |
| 1 October, 2015 | 266 The Queensway Way, Toronto | Detached | 3 | 4 | 31 | \$795K | \$750K |
| 3 October, 2015 | 52 Stephen Dr, Toronto | Detached | 2 | 2 | 5 | \$590K | \$576K |
| 4 October, 2015 | 49 Penhurst Ave, Toronto | Other | 8 | 4 | 117 | \$900K | \$885K |
| | 612, 760 The Queensway , Toronto | Condo | 2 | 2 | 24 | \$330K | \$325K |

Data

| Month, Day, Year of Sold Date | Address1 | Property Type | Bedrooms | Washrooms | Days on the Market | List Price | Sold Price |
|-------------------------------|----------------------------------|---------------|----------|-----------|--------------------|------------|------------|
| 6 October, 2015 | 32 Kirk Bradden Rd, Toronto | Detached | 2 | 2 | 7 | \$769K | \$890K |
| 7 October, 2015 | 8 Woodford Park Rd, Toronto | Detached | 6 | 4 | 27 | \$1,330K | \$1,255K |
| | 708, 760 The Queensway , Toronto | Condo | 2 | 2 | 27 | \$400K | \$390K |
| | 712 The Queensway , Toronto | Detached | 2 | 1 | 8 | \$560K | \$540K |
| 13 October, 2015 | 320, 2855 Bloor St, Toronto | Condo | 2 | 1 | 58 | \$400K | \$390K |
| 14 October, 2015 | 5 Springbrook Gdns, Toronto | Detached | 4 | 5 | 15 | \$1,625K | \$1,560K |
| | 401, 185 Stephen Dr, Toronto | Other | 1 | 1 | 5 | \$205K | \$205K |
| 16 October, 2015 | 86 Bonnyview Dr, Toronto | Detached | 4 | 3 | 18 | \$989K | \$950K |
| | 408, 760 The Queensway , Toronto | Condo | 2 | 2 | 30 | \$450K | \$410K |
| 19 October, 2015 | 52 Winston Grve, Toronto | Detached | 3 | 4 | 6 | \$999K | \$1,125K |
| 21 October, 2015 | 115, 245 Dalesford Rd, Toronto | Condo | 2 | 1 | 38 | \$319K | \$310K |
| 22 October, 2015 | 2 Hornell St, Toronto | Detached | 2 | 2 | 25 | \$649K | \$650K |
| | 12 River Valley Cres, Toronto | Detached | 3 | 1 | 16 | \$725K | \$700K |
| | 18 Aberlady Rd, Toronto | Detached | 3 | 2 | 45 | \$769K | \$740K |
| 24 October, 2015 | 30 Elsfield Rd, Toronto | Detached | 4 | 5 | 32 | \$2,069K | \$1,880K |
| 25 October, 2015 | 101, 185 Stephen Dr, Toronto | Other | 1 | 1 | 40 | \$188K | \$180K |
| 26 October, 2015 | 15 Stephen Dr, Toronto | Detached | 3 | 4 | 7 | \$799K | \$862K |
| | 52 Monkton Ave, Toronto | Detached | 3 | 3 | 6 | \$790K | \$830K |
| 27 October, 2015 | 58 Ambleside Ave, Toronto | Detached | 4 | 5 | 9 | \$1,500K | \$1,490K |
| 28 October, 2015 | 53 Saybrook Ave, Toronto | Detached | 3 | 2 | 7 | \$869K | \$905K |
| 29 October, 2015 | 49 Eagle Rd, Toronto | Detached | 2 | 2 | 30 | \$799K | \$790K |
| | 215, 245 Dalesford Rd, Toronto | Condo | 2 | 1 | 21 | \$321K | \$311K |
| 30 October, 2015 | 956 The Queensway Ave, Toronto | Townhouse | 3 | 2 | 38 | \$725K | \$691K |
| 3 November, 2015 | 67 Glenaden Ave, Toronto | Detached | 3 | 3 | 6 | \$950K | \$980K |
| 4 November, 2015 | 39 Chartwell Rd, Toronto | Detached | 2 | 2 | 15 | \$700K | \$691K |
| | 223 Park Lawn Rd, Toronto | Detached | 3 | 2 | 16 | \$609K | \$580K |
| 6 November, 2015 | 42 Smithfield Dr, Toronto | Detached | 2 | 2 | 1 | \$590K | \$633K |
| 7 November, 2015 | 7 Winston Grve, Toronto | Detached | 3 | 3 | 19 | \$1,000K | \$985K |

Data

| Month, Day, Year of Sold Date | Address1 | Property Type | Bedrooms | Washrooms | Days on the Market | List Price | Sold Price |
|-------------------------------|--------------------------------|---------------|----------|-----------|--------------------|------------|------------|
| 8 November, 2015 | 40 Ringley Ave, Toronto | Detached | 2 | 2 | 5 | \$675K | \$682K |
| | 503, 51 Lady Bank Rd, Toronto | Condo | 2 | 1 | 4 | \$278K | \$260K |
| 9 November, 2015 | 31 Glenellen Dr, Toronto | Detached | 4 | 5 | 9 | \$1,495K | \$1,485K |
| | 50 Meadowvale Dr, Toronto | Detached | 3 | 2 | 7 | \$1,299K | \$1,285K |
| 10 November, 2015 | 21 Bethnal Ave, Toronto | Detached | 2 | 1 | 6 | \$729K | \$835K |
| 11 November, 2015 | 27 Delroy Dr, Toronto | Detached | 3 | 2 | 15 | \$849K | \$880K |
| 15 November, 2015 | 32 Bonnyview Dr, Toronto | Detached | 3 | 4 | 7 | \$1,148K | \$1,137K |
| 17 November, 2015 | 176 Prince Edward Rd, Toronto | Detached | 4 | 6 | 33 | \$1,499K | \$1,463K |
| 21 November, 2015 | 35 Old Mill Terr, Toronto | Detached | 3 | 4 | 20 | \$1,649K | \$1,620K |
| 22 November, 2015 | 102 Ambleside Ave, Toronto | Detached | 3 | 2 | 10 | \$709K | \$810K |
| 25 November, 2015 | 48 Stephen Dr, Toronto | Detached | 2 | 1 | 14 | \$500K | \$475K |
| 28 November, 2015 | 321, 245 Dalesford Rd, Toronto | Condo | 2 | 1 | 20 | \$300K | \$298K |
| 30 November, 2015 | 56 Oakfield Dr, Toronto | Detached | 4 | 2 | 11 | \$889K | \$895K |
| 1 December, 2015 | 7 Breezewood Dr, Toronto | Detached | 3 | 2 | 27 | \$1,150K | \$1,140K |
| 6 December, 2015 | 12 Chimes Lane, Toronto | Townhouse | 2 | 3 | 28 | \$729K | \$720K |
| | 99 Coney Rd, Toronto | Detached | 4 | 5 | 32 | \$1,499K | \$1,475K |
| | 150 Prince Edward Dr, Toronto | Detached | 3 | 1 | 4 | \$758K | \$780K |
| 8 December, 2015 | 39 Kirk Bradden Rd, Toronto | Detached | 3 | 3 | 72 | \$1,398K | \$1,350K |
| 10 December, 2015 | 76 Humbervale Blvd, Toronto | Detached | 3 | 2 | 7 | \$899K | \$1,030K |
| | 939 The Queensway Ave, Toronto | Townhouse | 3 | 3 | 25 | \$665K | \$655K |
| 11 December, 2015 | 10 Clockwork Lane, Toronto | Townhouse | 3 | 3 | 18 | \$805K | \$780K |
| 13 December, 2015 | 33 Cloverhill Rd, Toronto | Detached | 3 | 2 | 55 | \$599K | \$656K |
| | 42 Ambleside Ave, Toronto | Detached | 3 | 1 | 7 | \$699K | \$820K |
| 17 December, 2015 | 12 Cannon Rd, Toronto | Detached | 2 | 3 | 31 | \$849K | \$840K |
| | 45 Lillibet Rd, Toronto | Detached | 3 | 3 | 9 | \$799K | \$780K |
| 22 December, 2015 | 7 Colwyn Rd, Toronto | Detached | 2 | 2 | 13 | \$919K | \$890K |
| 7 January, 2016 | 4 Hornell St, Toronto | Detached | 3 | 2 | 66 | \$670K | \$625K |
| 11 January, 2016 | 4 Saunders Cres, Toronto | Detached | 2 | 1 | 50 | \$740K | \$695K |

Data

| Month, Day, Year of Sold Date | Address1 | Property Type | Bedrooms | Washrooms | Days on the Market | List Price | Sold Price |
|-------------------------------|------------------------------|---------------|----------|-----------|--------------------|------------|------------|
| 12 January, 2016 | 22 Edgecroft Rd, Toronto | Detached | 2 | 2 | 7 | \$800K | \$814K |
| 14 January, 2016 | 301, 185 Stephen Dr, Toronto | Other | 1 | 1 | 88 | \$220K | \$213K |
| 16 January, 2016 | 14 Stephen Dr, Toronto | Detached | 2 | 2 | 6 | \$515K | \$590K |
| 17 January, 2016 | 8 Glenroy Ave, Toronto | Detached | 3 | 3 | 6 | \$949K | \$1,045K |
| | 22 Cochrane Crt, Toronto | Detached | 3 | 3 | 5 | \$730K | \$700K |
| 18 January, 2016 | 26 Claymore Dr, Toronto | Detached | 3 | 2 | 1 | \$850K | \$861K |
| 21 January, 2016 | 417, 245 Dalesford Rd | Condo | 1 | 1 | 10 | \$289K | \$280K |
| 22 January, 2016 | 3 Chimes Lane | Townhouse | 3 | 4 | 63 | \$690K | \$670K |
| | 104, 3085 Bloor St W | Condo | 2 | 2 | 74 | \$679K | \$630K |
| 23 January, 2016 | 16 Brussels St | Detached | 4 | 4 | 9 | \$1,159K | \$1,138K |
| 26 January, 2016 | 100 Delroy Dr | Detached | 2 | 2 | 64 | \$725K | \$715K |
| | 404, 51 Lady Bank Rd | Condo | 1 | 1 | 23 | \$379K | \$368K |
| 28 January, 2016 | 49 Morgan Ave | Detached | 2 | 2 | 14 | \$617K | \$603K |
| 29 January, 2016 | 14 Uno Dr | Detached | 4 | 4 | 100 | \$1,000K | \$975K |
| 1 February, 2016 | 279 Park Lawn Rd | Detached | 4 | 2 | 85 | \$760K | \$750K |
| 2 February, 2016 | 6 Meadowcrest Rd | Detached | 3 | 4 | 36 | \$1,835K | \$1,830K |
| 3 February, 2016 | 17 Dumbarton Rd | Detached | 3 | 3 | 4 | \$929K | \$945K |
| | 42 Stephen Dr | Detached | 2 | 2 | 1 | \$499K | \$525K |
| 4 February, 2016 | 29 Lillibet Rd | Detached | 3 | 2 | 2 | \$770K | \$865K |
| | 101 Ambleside Ave | Detached | 3 | 2 | 8 | \$837K | \$850K |
| 5 February, 2016 | 13 Clockwork Lane | Townhouse | 3 | 4 | 23 | \$850K | \$835K |
| 6 February, 2016 | 404, 185 Stephen Dr | Other | 2 | 1 | 17 | \$310K | \$295K |
| 8 February, 2016 | 15 Bermuda Ave | Detached | 3 | 2 | 7 | \$969K | \$1,125K |
| | 220 Park Lawn Rd | Detached | 3 | 4 | 6 | \$1,049K | \$1,038K |
| 9 February, 2016 | 32 Winslow St | Detached | 4 | 4 | 51 | \$950K | \$920K |
| | 42 Bernice Ave | Detached | 4 | 3 | 6 | \$1,150K | \$1,349K |
| 10 February, 2016 | 84 Prince Edward Dr S | Detached | 2 | 2 | 6 | \$748K | \$790K |
| 11 February, 2016 | 13 Saunders Cres | Detached | 2 | 1 | 7 | \$600K | \$650K |

Data

| Month, Day, Year of Sold Date | Address1 | Property Type | Bedrooms | Washrooms | Days on the Market | List Price | Sold Price |
|-------------------------------|----------------------|---------------|----------|-----------|--------------------|------------|------------|
| 11 February, 2016 | 41 Stephen Dr | Semi-Detached | 2 | 2 | 13 | \$519K | \$591K |
| | 701, 2855 Bloor St W | Condo | 2 | 2 | 31 | \$595K | \$579K |
| 12 February, 2016 | 43 Castlebar Rd | Detached | 3 | 2 | 28 | \$830K | \$789K |
| 16 February, 2016 | 3 Sevenoaks Ave | Detached | 3 | 2 | 6 | \$915K | \$1,020K |
| | 11 Stonegate Rd | Detached | 4 | 5 | 99 | \$1,595K | \$1,530K |
| 22 February, 2016 | 45 Gardenvale Rd | Detached | 3 | 2 | 6 | \$848K | \$950K |
| 24 February, 2016 | 58 Glenellen Dr E | Detached | 3 | 4 | 8 | \$1,195K | \$1,400K |
| | 80 Glenellen Dr E | Detached | 3 | 2 | 6 | \$979K | \$1,160K |
| | 219, 2855 Bloor St W | Condo | 1 | 2 | 15 | \$549K | \$537K |
| | 872 Royal York Rd | Detached | 3 | 2 | 15 | \$889K | \$951K |
| 28 February, 2016 | 74 Elsfeld Rd | Detached | 4 | 3 | 12 | \$1,579K | \$1,539K |
| 29 February, 2016 | 2, 34 Mendota Rd | Townhouse | 2 | 2 | 6 | \$615K | \$620K |
| | 30 Ashmore Ave | Detached | 3 | 2 | 18 | \$770K | \$765K |
| | 85 Van Dusen Blvd | Detached | 4 | 3 | 7 | \$1,199K | \$1,401K |
| 1 March, 2016 | 52 Gardenvale Rd | Detached | 4 | 5 | 7 | \$1,899K | \$1,899K |
| | 59 Edgecroft Rd | Detached | 2 | 2 | 7 | \$699K | \$765K |
| | 246 Berry Rd | Detached | 3 | 3 | 6 | \$895K | \$1,050K |
| 4 March, 2016 | 19 Orchard Cres | Detached | 2 | 4 | 0 | \$1,225K | \$1,225K |
| | 40 Monkton Ave | Detached | 4 | 5 | 16 | \$1,749K | \$1,700K |
| 5 March, 2016 | 55 Delroy Dr | Detached | 3 | 3 | 4 | \$849K | \$960K |
| 6 March, 2016 | 4 River Valley Cres | Detached | 3 | 2 | 5 | \$700K | \$757K |
| | 22 Daniels St | Detached | 2 | 1 | 2 | \$800K | \$745K |
| | 69 Guthrie Ave | Detached | 2 | 2 | 3 | \$549K | \$655K |
| 7 March, 2016 | 34 South Kingslea Dr | Detached | 3 | 2 | 6 | \$899K | \$1,091K |
| | 42 Mendota Rd | Semi-Detached | 4 | 3 | 14 | \$798K | \$945K |
| | 48 Glenaden Ave E | Detached | 3 | 2 | 6 | \$1,049K | \$1,230K |
| 8 March, 2016 | 4 Woodway Tr | Detached | 4 | 4 | 21 | \$1,995K | \$1,925K |
| | 44 Glenaden Ave E | Detached | 3 | 3 | 8 | \$1,200K | \$1,355K |

Data

| Month, Day, Year of Sold Date | Address1 | Property Type | Bedrooms | Washrooms | Days on the Market | List Price | Sold Price |
|-------------------------------|-------------------------|---------------|----------|-----------|--------------------|------------|------------|
| 8 March, 2016 | 50 Glenellen Dr E | Detached | 3 | 3 | 0 | \$899K | \$1,080K |
| | 65 Castlebar Rd | Detached | 2 | 3 | 7 | \$800K | \$828K |
| 9 March, 2016 | 51 Gardenvale Rd | Detached | 4 | 3 | 6 | \$1,499K | \$1,425K |
| 14 March, 2016 | 5 Bermuda Ave | Detached | 4 | 4 | 34 | \$1,699K | \$1,645K |
| 15 March, 2016 | 31 Stonegate Rd | Detached | 4 | 2 | 6 | \$699K | \$1,026K |
| | 33 Brentwood Rd S | Detached | 2 | 1 | 7 | \$845K | \$838K |
| | 89 Uno Dr | Detached | 3 | 1 | 5 | \$575K | \$671K |
| 16 March, 2016 | 32, 8 Kinsdale Blvd | Other | 2 | 1 | 5 | \$244K | \$235K |
| 17 March, 2016 | 329A Dalesford Rd | Townhouse | 3 | 3 | 9 | \$859K | \$851K |
| | 401, 245 Dalesford Rd | Condo | 1 | 2 | 7 | \$384K | \$379K |
| 20 March, 2016 | 26 Ashton Manor | Detached | 3 | 4 | 65 | \$2,395K | \$2,330K |
| 21 March, 2016 | 45 Parker Ave | Detached | 3 | 2 | 8 | \$629K | \$680K |
| 22 March, 2016 | 319A Dalesford Rd | Townhouse | 3 | 3 | 8 | \$829K | \$876K |
| | 421, 245 Dalesford Rd | Condo | 1 | 1 | 35 | \$315K | \$310K |
| 23 March, 2016 | 20 Castlebar Rd | Detached | 3 | 2 | 6 | \$759K | \$730K |
| 24 March, 2016 | 5 Chartwell Rd | Detached | 3 | 3 | 132 | \$775K | \$777K |
| 26 March, 2016 | 86 Glenaden Ave E | Detached | 4 | 5 | 36 | \$1,795K | \$1,762K |
| 29 March, 2016 | 3 Orchard Cres | Detached | 2 | 3 | 1 | \$1,595K | \$1,700K |
| 30 March, 2016 | 29 Monkton Ave | Detached | 2 | 2 | 13 | \$839K | \$950K |
| | 55 Lothian Ave | Detached | 2 | 2 | 7 | \$898K | \$1,125K |
| 1 April, 2016 | 406, 935 Royal York Rd | Condo | 1 | 1 | 4 | \$419K | \$408K |
| | 509, 1050 The Queensway | Condo | 1 | 1 | 11 | \$280K | \$273K |
| 4 April, 2016 | 607, 760 The Queensway | Condo | 1 | 1 | 52 | \$330K | \$318K |
| 5 April, 2016 | 10 Glenellen Dr W | Detached | 3 | 2 | 6 | \$899K | \$1,050K |
| | 42 Yorkview Dr | Detached | 3 | 4 | 7 | \$1,500K | \$1,560K |
| 6 April, 2016 | 3, 339 Dalesford Rd | Townhouse | 3 | 3 | 5 | \$769K | \$740K |
| | 40 Stephen Dr | Detached | 2 | 2 | 8 | \$600K | \$726K |
| | 60 Cannon Rd | Detached | 2 | 2 | 12 | \$800K | \$805K |

Data

| Month, Day, Year of Sold Date | Address1 | Property Type | Bedrooms | Washrooms | Days on the Market | List Price | Sold Price |
|-------------------------------|----------------------------|---------------|----------|-----------|--------------------|------------|------------|
| 11 April, 2016 | 16 Glenellen Dr W | Detached | 4 | 5 | 3 | \$1,849K | \$1,800K |
| 13 April, 2016 | 86 Uno Dr | Detached | 2 | 1 | 26 | \$720K | \$725K |
| 14 April, 2016 | 6 Leland Ave | Detached | 2 | 2 | 8 | \$1,000K | \$1,425K |
| 15 April, 2016 | 26 Mendota Rd | Townhouse | 3 | 3 | 2 | \$718K | \$700K |
| | 302, 51 Lady Bank Rd | Condo | 1 | 1 | 11 | \$373K | \$370K |
| 16 April, 2016 | 407, 2855 Bloor St W | Condo | 2 | 2 | 2 | \$730K | \$780K |
| 18 April, 2016 | 7 Dayton Ave | Semi-Detached | 3 | 1 | 7 | \$497K | \$576K |
| | 9 Colwyn Rd | Detached | 4 | 5 | 47 | \$2,099K | \$2,095K |
| | 9 Glenaden Ave W | Detached | 3 | 2 | 6 | \$899K | \$1,100K |
| | 14 Lothian Ave | Detached | 3 | 3 | 7 | \$1,298K | \$1,370K |
| | 20 Cannon Rd | Detached | 3 | 2 | 26 | \$800K | \$815K |
| | 62 Chartwell Rd | Detached | 3 | 2 | 6 | \$749K | \$755K |
| 19 April, 2016 | 32 Gardenvale Rd | Detached | 4 | 5 | 47 | \$1,989K | \$1,895K |
| | 310 Prince Edward Dr S | Detached | 2 | 1 | 18 | \$830K | \$805K |
| 21 April, 2016 | 7, 331 Dalesford Dr | Townhouse | 3 | 3 | 7 | \$730K | \$755K |
| | 9 Woodford Park Rd | Detached | 3 | 2 | 0 | \$730K | \$730K |
| 22 April, 2016 | 302, 760 The Queensway Ave | Condo | 1 | 1 | 17 | \$319K | \$315K |
| 23 April, 2016 | 60 Norseman St | Detached | 0 | 0 | 84 | \$1,400K | \$1,350K |
| | 203, 935 Royal York Rd | Condo | 2 | 2 | 16 | \$600K | \$580K |
| 24 April, 2016 | 15 Bonnyview Dr | Detached | 4 | 6 | 24 | \$1,350K | \$1,328K |
| 25 April, 2016 | 5 Belfry Ave | Detached | 3 | 2 | 4 | \$849K | \$957K |
| | 15 Lillibet Rd | Detached | 3 | 2 | 7 | \$829K | \$885K |
| | 38 Ambleside Ave | Detached | 4 | 6 | 11 | \$1,399K | \$1,375K |
| | 57 Ambleside Ave | Detached | 3 | 2 | 28 | \$748K | \$871K |
| | 91 Meadowvale Dr | Detached | 3 | 2 | 6 | \$949K | \$1,210K |
| | 203, 760 The Queensway Ave | Condo | 1 | 1 | 58 | \$330K | \$319K |
| 26 April, 2016 | 15 Daniels St | Detached | 2 | 2 | 7 | \$649K | \$740K |
| | 17 Rothsay Ave | Detached | 2 | 2 | 6 | \$650K | \$660K |

Data

| Month, Day, Year of Sold Date | Address1 | Property Type | Bedrooms | Washrooms | Days on the Market | List Price | Sold Price |
|-------------------------------|------------------------|---------------|----------|-----------|--------------------|------------|------------|
| 26 April, 2016 | 52 Market Garden Mews | Townhouse | 3 | 2 | 6 | \$600K | \$689K |
| | 82 Tenth St | Detached | 2 | 2 | 6 | \$700K | \$725K |
| | 515, 2855 Bloor St W | Condo | 2 | 2 | 21 | \$698K | \$721K |
| 27 April, 2016 | 15 Cannon Rd | Other | 9 | 7 | 15 | \$1,598K | \$1,680K |
| | 17 Darlington Dr | Detached | 3 | 2 | 9 | \$849K | \$1,000K |
| | 32 Bermuda Ave | Detached | 3 | 3 | 13 | \$1,389K | \$1,273K |
| | 601, 2855 Bloor St W | Condo | 2 | 2 | 16 | \$586K | \$583K |
| 28 April, 2016 | 308, 2855 Bloor St W | Condo | 2 | 2 | 7 | \$795K | \$790K |
| 29 April, 2016 | 308, 3085 Bloor St W | Condo | 1 | 1 | 69 | \$439K | \$420K |
| 30 April, 2016 | 109, 245 Dalesford Rd | Condo | 2 | 2 | 3 | \$459K | \$470K |
| 2 May, 2016 | 1 Fairmar Ave | Detached | 3 | 2 | 6 | \$979K | \$1,123K |
| | 15 Parker Ave | Detached | 2 | 2 | 6 | \$749K | \$816K |
| | 49 Glenellen Dr E | Detached | 3 | 3 | 6 | \$1,175K | \$1,350K |
| | 133 Prince Edward Dr S | Detached | 3 | 2 | 6 | \$799K | \$900K |
| | 312, 760 The Queensway | Condo | 2 | 2 | 7 | \$360K | \$350K |
| 3 May, 2016 | 128 Thompson Ave | Detached | 3 | 5 | 17 | \$1,799K | \$1,768K |
| 4 May, 2016 | 187 Grenview Blvd S | Detached | 3 | 2 | 8 | \$949K | \$1,201K |
| | 523 E Royal York Rd S | Townhouse | 3 | 3 | 22 | \$729K | \$725K |
| 5 May, 2016 | 57 Market Garden Mews | Townhouse | 3 | 4 | 3 | \$600K | \$702K |
| | 97 Chartwell Rd | Detached | 3 | 2 | 1 | \$829K | \$971K |
| 6 May, 2016 | 956 The Queensway Ave | Townhouse | 3 | 2 | 43 | \$700K | \$680K |
| 8 May, 2016 | 39 Guthrie Ave | Detached | 1 | 3 | 13 | \$649K | \$602K |
| 9 May, 2016 | 16 Kenridge Ave | Detached | 3 | 2 | 6 | \$1,150K | \$1,400K |
| | 518, 245 Dalesford Rd | Condo | 1 | 1 | 19 | \$315K | \$307K |
| 11 May, 2016 | 10 Uno Dr | Detached | 3 | 5 | 15 | \$1,195K | \$1,160K |
| | 56 Frances Ave | Detached | 2 | 1 | 1 | \$650K | \$903K |
| | 732 Royal York Rd | Detached | 4 | 3 | 6 | \$898K | \$1,080K |
| 12 May, 2016 | 501, 51 Lady Bank Rd | Condo | 2 | 3 | 36 | \$565K | \$545K |

Data

| Month, Day, Year of Sold Date | Address1 | Property Type | Bedrooms | Washrooms | Days on the Market | List Price | Sold Price |
|-------------------------------|-----------------------------|---------------|----------|-----------|--------------------|------------|------------|
| 14 May, 2016 | 3, 135 Grand Ave | Townhouse | 3 | 3 | 2 | \$749K | \$786K |
| 17 May, 2016 | 39 Castlebar Rd | Detached | 3 | 2 | 7 | \$800K | \$890K |
| | 53 Castlebar Rd | Detached | 3 | 3 | 7 | \$998K | \$1,100K |
| | 63 Stephen Dr | Detached | 2 | 3 | 8 | \$599K | \$810K |
| 18 May, 2016 | 4 Orchard Cres | Detached | 4 | 5 | 16 | \$1,895K | \$1,855K |
| | 19 Clockwork Lane | Townhouse | 3 | 3 | 2 | \$819K | \$800K |
| | 38 Clockwork Lane | Townhouse | 3 | 3 | 13 | \$690K | \$680K |
| | 49 Orchard Cres | Detached | 4 | 5 | 15 | \$2,348K | \$2,175K |
| 19 May, 2016 | 23 Daniels St | Detached | 3 | 3 | 7 | \$700K | \$766K |
| 20 May, 2016 | 224 Grenview Blvd S | Detached | 3 | 2 | 9 | \$1,059K | \$1,151K |
| 24 May, 2016 | 157 Prince Edward Dr S | Detached | 3 | 3 | 5 | \$1,079K | \$1,079K |
| | 229, 1185 The Queensway Ave | Condo | 1 | 1 | 43 | \$295K | \$285K |
| 25 May, 2016 | 29 Avon Park Dr | Detached | 3 | 1 | 0 | \$700K | \$800K |
| | 41 Bonnyview Dr | Detached | 2 | 2 | 33 | \$995K | \$990K |
| 26 May, 2016 | 19 Cannon Rd | Other | 9 | 7 | 9 | \$1,699K | \$1,876K |
| 27 May, 2016 | 49 Old Mill Terr | Detached | 4 | 4 | 1 | \$1,498K | \$1,650K |
| | 712 The Queensway | Detached | 2 | 1 | 10 | \$595K | \$568K |
| 31 May, 2016 | 5 Allison Dr | Detached | 3 | 3 | 7 | \$850K | \$991K |
| | 14 Ashton Manor | Detached | 3 | 2 | 7 | \$1,399K | \$1,601K |
| | 23 Loma Rd | Detached | 2 | 2 | 7 | \$699K | \$760K |
| | B15, 245 Dalesford Rd | Condo | 1 | 1 | 19 | \$340K | \$330K |
| 1 June, 2016 | 128 Milton St | Detached | 2 | 1 | 8 | \$749K | \$880K |
| | 211 Berry Rd | Detached | 3 | 3 | 7 | \$899K | \$1,145K |
| 3 June, 2016 | 10 Winslow St | Detached | 3 | 4 | 1 | \$1,195K | \$1,190K |
| 5 June, 2016 | 16 Burma Dr | Detached | 2 | 2 | 10 | \$719K | \$719K |
| 6 June, 2016 | 4 Hazelridge Dr | Detached | 3 | 3 | 5 | \$890K | \$1,180K |
| | 913 Royal York Rd | Detached | 2 | 3 | 5 | \$999K | \$1,095K |
| 7 June, 2016 | 54 Lillibet Rd | Detached | 4 | 4 | 7 | \$968K | \$1,213K |

Data

| Month, Day, Year of Sold Date | Address1 | Property Type | Bedrooms | Washrooms | Days on the Market | List Price | Sold Price |
|-------------------------------|----------------------------|---------------|----------|-----------|--------------------|------------|------------|
| 8 June, 2016 | 19 Inverness Ave | Detached | 4 | 4 | 27 | \$1,750K | \$1,730K |
| | 41 Elsfield Rd | Detached | 3 | 3 | 7 | \$1,349K | \$1,425K |
| 9 June, 2016 | 614, 245 Dalesford Rd | Condo | 2 | 2 | 14 | \$529K | \$542K |
| 10 June, 2016 | 410, 760 The Queensway | Condo | 1 | 1 | 39 | \$329K | \$315K |
| 11 June, 2016 | 68 Mendota Rd | Semi-Detached | 5 | 3 | 3 | \$799K | \$797K |
| 13 June, 2016 | 5, 346 Park Lawn Rd | Townhouse | 3 | 4 | 7 | \$849K | \$1,056K |
| 14 June, 2016 | 2 Dumbarton Rd | Detached | 3 | 2 | 6 | \$899K | \$1,101K |
| | 36 Eagle Rd | Detached | 2 | 2 | 7 | \$898K | \$1,130K |
| | 94 Meadowvale Dr | Detached | 3 | 2 | 5 | \$1,099K | \$1,092K |
| 17 June, 2016 | 85 Leland Ave | Detached | 4 | 4 | 2 | \$1,298K | \$1,430K |
| | 521, 2855 Bloor St W | Condo | 2 | 2 | 2 | \$650K | \$615K |
| | 835 Royal York Rd | Detached | 3 | 3 | 4 | \$2,200K | \$2,200K |
| 18 June, 2016 | 46 Reid Manor | Detached | 3 | 2 | 2 | \$985K | \$1,200K |
| 20 June, 2016 | 23 Elsfield Rd | Detached | 2 | 2 | 6 | \$1,000K | \$1,100K |
| | 24 Beaucourt Rd | Detached | 2 | 3 | 7 | \$1,089K | \$1,100K |
| | 50 Reid Manor | Detached | 3 | 3 | 6 | \$1,089K | \$1,301K |
| | 115 Prince Edward Dr S | Detached | 3 | 2 | 10 | \$889K | \$930K |
| 22 June, 2016 | 5 Ridgeway Cres | Detached | 4 | 3 | 18 | \$1,798K | \$1,705K |
| 24 June, 2016 | 36 Bermuda Ave | Detached | 2 | 2 | 4 | \$1,279K | \$1,375K |
| 26 June, 2016 | 2 Sevenoaks Ave | Detached | 3 | 2 | 11 | \$950K | \$1,050K |
| 27 June, 2016 | 33 Glenellen Dr W | Detached | 3 | 2 | 7 | \$1,249K | \$1,200K |
| 28 June, 2016 | 1, 36 Mendota Rd | Townhouse | 3 | 2 | 6 | \$599K | \$685K |
| | 201, 935 Royal York Rd | Condo | 2 | 2 | 12 | \$599K | \$590K |
| | 205, 760 The Queensway Ave | Condo | 2 | 2 | 21 | \$405K | \$400K |
| 29 June, 2016 | 103 Uno Dr | Detached | 2 | 2 | 7 | \$695K | \$700K |
| | 213, 2855 Bloor St W | Condo | 2 | 2 | 25 | \$860K | \$845K |
| 30 June, 2016 | 38 Winston Grve | Detached | 3 | 3 | 7 | \$1,289K | \$1,325K |
| 2 July, 2016 | 2 Edgemore Dr | Detached | 2 | 2 | 5 | \$1,249K | \$1,328K |

Data

| Month, Day, Year of Sold Date | Address1 | Property Type | Bedrooms | Washrooms | Days on the Market | List Price | Sold Price |
|-------------------------------|----------------------------|---------------|----------|-----------|--------------------|------------|------------|
| 2 July, 2016 | 8 Smith Cres | Detached | 2 | 2 | 10 | \$629K | \$600K |
| 4 July, 2016 | 293 Dalesford Rd | Townhouse | 3 | 3 | 12 | \$829K | \$840K |
| 5 July, 2016 | 25 Oakfield Dr | Detached | 3 | 2 | 8 | \$1,089K | \$1,055K |
| 6 July, 2016 | 26 Loma Rd | Detached | 3 | 2 | 8 | \$700K | \$890K |
| | 30 Beaucourt Rd | Detached | 2 | 3 | 7 | \$979K | \$1,230K |
| | 208, 760 The Queensway Ave | Condo | 2 | 2 | 8 | \$398K | \$390K |
| 7 July, 2016 | 901 Islington Ave | Detached | 3 | 2 | 27 | \$650K | \$628K |
| 8 July, 2016 | 32 Waniska Ave | Detached | 4 | 2 | 11 | \$899K | \$930K |
| 11 July, 2016 | 27 Glenaden Ave W | Detached | 3 | 2 | 5 | \$1,098K | \$1,200K |
| 12 July, 2016 | 26 Glenaden Ave W | Detached | 2 | 2 | 5 | \$1,000K | \$1,200K |
| 13 July, 2016 | 2 Bernice Ave | Detached | 3 | 2 | 6 | \$985K | \$1,231K |
| | 20 Bermuda Ave | Detached | 2 | 2 | 6 | \$879K | \$1,220K |
| | 33 Leland Ave | Detached | 3 | 4 | 42 | \$1,498K | \$1,410K |
| | 50 Glenaden Ave E | Detached | 3 | 2 | 8 | \$900K | \$1,162K |
| 14 July, 2016 | 56 Rosemeade Ave | Detached | 3 | 2 | 8 | \$700K | \$952K |
| 18 July, 2016 | 4 Kenridge Ave | Detached | 3 | 2 | 5 | \$1,279K | \$1,480K |
| 20 July, 2016 | 23 Ambleside Ave | Detached | 4 | 5 | 35 | \$1,800K | \$1,789K |
| | 29 Yorkview Dr | Detached | 3 | 4 | 14 | \$1,399K | \$1,356K |
| 21 July, 2016 | 10 Graystone Gdns | Detached | 4 | 6 | 47 | \$2,100K | \$2,050K |
| 22 July, 2016 | 12 Alex Fisher Terr | Detached | 4 | 5 | 30 | \$1,425K | \$1,370K |
| 24 July, 2016 | 37 Yorkview Dr | Detached | 4 | 5 | 19 | \$1,500K | \$1,450K |
| 26 July, 2016 | 77 Thompson Ave | Detached | 3 | 2 | 6 | \$1,389K | \$1,450K |
| | 101 Thompson Ave | Detached | 3 | 2 | 6 | \$1,400K | \$1,475K |
| 27 July, 2016 | 36 Rothsay Ave | Detached | 2 | 2 | 9 | \$715K | \$715K |
| 28 July, 2016 | 22 Brussels St | Detached | 4 | 4 | 42 | \$1,588K | \$1,470K |
| 2 August, 2016 | 7 Glenellen Dr W | Detached | 3 | 2 | 8 | \$970K | \$1,155K |
| 5 August, 2016 | 21 Clockwork Lane | Townhouse | 4 | 3 | 45 | \$830K | \$825K |
| 6 August, 2016 | 60 Old Mill Terr | Townhouse | 3 | 3 | 17 | \$649K | \$650K |

Data

| Month, Day, Year of Sold Date | Address1 | Property Type | Bedrooms | Washrooms | Days on the Market | List Price | Sold Price |
|-------------------------------|----------------------------|---------------|----------|-----------|--------------------|------------|------------|
| 8 August, 2016 | 16 Greenmount Crt | Detached | 3 | 1 | 6 | \$849K | \$1,057K |
| | 19 Humber Ridge Dr | Detached | 3 | 2 | 6 | \$950K | \$845K |
| 9 August, 2016 | 18 Mendota Rd | Townhouse | 3 | 3 | 7 | \$660K | \$730K |
| | 592 The Queensway | Detached | 2 | 2 | 1 | \$650K | \$650K |
| | 602, 51 Lady Bank Rd | Condo | 2 | 2 | 29 | \$550K | \$553K |
| 10 August, 2016 | 106 Ballacaine Dr | Detached | 3 | 2 | 16 | \$1,089K | \$1,000K |
| | 201, 760 The Queensway Ave | Condo | 2 | 2 | 19 | \$415K | \$402K |
| 11 August, 2016 | 5 Edgecroft Rd | Detached | 2 | 2 | 9 | \$800K | \$926K |
| 12 August, 2016 | 4 Tanglewood Terr | Detached | 4 | 3 | 5 | \$1,100K | \$1,260K |
| 14 August, 2016 | 15 Glenn Arthur Dr | Detached | 4 | 3 | 3 | \$850K | \$1,250K |
| 18 August, 2016 | 33 Grenview Blvd S | Detached | 4 | 5 | 9 | \$2,100K | \$2,050K |
| | 59 Parker Ave | Detached | 2 | 2 | 15 | \$726K | \$814K |
| 22 August, 2016 | 36 Castlebar Rd | Detached | 3 | 2 | 73 | \$850K | \$835K |
| | 100 Bonnyview Dr | Detached | 3 | 2 | 7 | \$899K | \$1,120K |
| 23 August, 2016 | 2 Kenridge Ave | Detached | 2 | 3 | 7 | \$989K | \$989K |
| | 55 Coney Rd | Detached | 3 | 2 | 8 | \$959K | \$955K |
| | 172 Humbervale Blvd | Detached | 3 | 3 | 7 | \$1,899K | \$2,075K |
| 24 August, 2016 | 39 Sunnylea Ave W | Detached | 2 | 1 | 6 | \$1,050K | \$1,120K |
| | 42 Stephen Dr | Detached | 2 | 2 | 8 | \$589K | \$642K |
| 25 August, 2016 | 17 North Kingslea Dr | Detached | 3 | 5 | 3 | \$1,950K | \$2,020K |
| 26 August, 2016 | 32 Winston Grve | Detached | 3 | 2 | 10 | \$1,249K | \$1,265K |
| 29 August, 2016 | 54 Rothsay Ave | Detached | 2 | 2 | 12 | \$849K | \$975K |
| 1 September, 2016 | 212, 245 Dalesford Rd | Condo | 1 | 2 | 7 | \$370K | \$382K |
| 14 September, 2016 | 5C Brussels St | Townhouse | 3 | 3 | 8 | \$879K | \$928K |
| | 10 Dayton Ave | Semi-Detached | 3 | 2 | 7 | \$588K | \$725K |
| 15 September, 2016 | 34-3 Mendota Rd | Townhouse | 2 | 2 | 9 | \$599K | \$751K |
| 16 September, 2016 | 2, 36 Mendota Rd | Townhouse | 2 | 2 | 1 | \$599K | \$752K |
| 17 September, 2016 | 6 Placid Rd | Detached | 3 | 2 | 9 | \$869K | \$1,040K |

Data

| Month, Day, Year of Sold Date | Address1 | Property Type | Bedrooms | Washrooms | Days on the Market | List Price | Sold Price |
|-------------------------------|------------------------|---------------|----------|-----------|--------------------|------------|------------|
| 17 September, 2016 | 37 Sevenoaks Ave | Detached | 4 | 4 | 11 | \$1,490K | \$1,440K |
| 18 September, 2016 | 36 Chartwell Rd | Detached | 4 | 3 | 33 | \$1,000K | \$950K |
| 20 September, 2016 | 192 Prince Edward Dr S | Detached | 2 | 2 | 6 | \$929K | \$1,051K |
| 21 September, 2016 | 8 Leland Ave | Detached | 4 | 3 | 8 | \$1,399K | \$1,470K |
| | 36 Glenaden Ave E | Detached | 4 | 5 | 15 | \$1,989K | \$1,900K |
| | 37 Lillibet Rd | Detached | 3 | 2 | 14 | \$769K | \$890K |
| | 86 Waniska Ave | Detached | 3 | 4 | 28 | \$1,398K | \$1,345K |
| 22 September, 2016 | 43 Springbrook Gdns | Detached | 3 | 3 | 9 | \$1,099K | \$1,306K |
| 23 September, 2016 | 22 Darlington Dr | Detached | 3 | 2 | 8 | \$899K | \$1,191K |
| 26 September, 2016 | 6, 342 Park Lawn Rd | Townhouse | 2 | 3 | 7 | \$799K | \$957K |
| | 73 Claymore Dr | Detached | 3 | 2 | 10 | \$1,000K | \$1,255K |
| | 135 Milton St | Detached | 2 | 2 | 7 | \$747K | \$926K |
| 27 September, 2016 | 38 Ashmore Ave | Detached | 2 | 2 | 7 | \$699K | \$875K |
| | 306 Park Lawn Rd | Detached | 3 | 1 | 6 | \$599K | \$730K |
| 28 September, 2016 | 33 Oakfield Dr | Detached | 2 | 2 | 4 | \$749K | \$749K |
| 29 September, 2016 | 29 Winston Grve | Detached | 3 | 2 | 13 | \$1,000K | \$1,120K |
| | 31 Holbrooke Ave | Detached | 2 | 2 | 17 | \$769K | \$745K |
| 30 September, 2016 | 10 Badger Dr | Detached | 3 | 2 | 8 | \$789K | \$935K |
| | 527 Royal York Rd | Detached | 2 | 2 | 8 | \$699K | \$700K |
| 1 October, 2016 | 520, 245 Dalesford Rd | Condo | 2 | 2 | 51 | \$470K | \$470K |
| 2 October, 2016 | 7 Lorne Ave | Detached | 1 | 2 | 13 | \$679K | \$650K |
| 4 October, 2016 | 7D Brussels St E | Townhouse | 3 | 3 | 19 | \$852K | \$850K |
| | 20 Edgcroft Rd | Detached | 2 | 2 | 6 | \$789K | \$960K |
| | 33 Cochrane Dr | Detached | 2 | 2 | 7 | \$699K | \$802K |
| | 40 Larstone Ave | Detached | 3 | 2 | 7 | \$789K | \$970K |
| | 81 Norseman St | Detached | 3 | 2 | 8 | \$829K | \$995K |
| 5 October, 2016 | 12 Clockwork Lane | Townhouse | 3 | 3 | 9 | \$850K | \$858K |
| | 64 Springbrook Gdns | Detached | 3 | 3 | 7 | \$1,399K | \$1,526K |

Data

| Month, Day, Year of Sold Date | Address1 | Property Type | Bedrooms | Washrooms | Days on the Market | List Price | Sold Price |
|-------------------------------|----------------------------|---------------|----------|-----------|--------------------|------------|------------|
| 5 October, 2016 | 105 Grenview Blvd S | Detached | 2 | 3 | 6 | \$1,089K | \$1,337K |
| 11 October, 2016 | 23 Chartwell Rd | Detached | 2 | 2 | 7 | \$680K | \$931K |
| | 26 Castlebar Rd | Detached | 2 | 2 | 12 | \$726K | \$820K |
| | 523C Royal York Rd | Townhouse | 3 | 4 | 28 | \$900K | \$900K |
| 13 October, 2016 | 28 Sevenoaks Ave | Detached | 3 | 2 | 21 | \$1,060K | \$1,030K |
| 14 October, 2016 | 7 Ballacaine Dr | Detached | 4 | 5 | 11 | \$2,097K | \$2,087K |
| | 30 Bermuda Ave | Detached | 3 | 2 | 3 | \$1,259K | \$1,300K |
| | 106 Stephen Dr | Other | 4 | 3 | 21 | \$999K | \$975K |
| 16 October, 2016 | 10 Elford Blvd | Detached | 4 | 4 | 3 | \$1,750K | \$1,816K |
| 17 October, 2016 | 72 Yorkview Dr | Detached | 2 | 2 | 7 | \$799K | \$920K |
| | 505, 760 The Queensway Ave | Condo | 2 | 2 | 3 | \$405K | \$400K |
| 18 October, 2016 | 33 Castlebar Rd | Detached | 1 | 2 | 6 | \$726K | \$815K |
| | 58 Sunnylea Ave E | Detached | 3 | 2 | 7 | \$1,099K | \$1,365K |
| 19 October, 2016 | 3 Kirk Bradden Rd E | Detached | 3 | 2 | 8 | \$1,079K | \$1,166K |
| | 511, 245 Dalesford Rd | Condo | 1 | 2 | 7 | \$439K | \$439K |
| 20 October, 2016 | 14 Mendota Rd | Townhouse | 3 | 3 | 10 | \$690K | \$808K |
| 21 October, 2016 | 623 Royal York Rd | Detached | 3 | 2 | 7 | \$700K | \$720K |
| 23 October, 2016 | 9 Edgemore Dr | Detached | 2 | 2 | 5 | \$1,149K | \$1,310K |
| 24 October, 2016 | 16 Castlebar Rd | Detached | 2 | 2 | 12 | \$829K | \$905K |
| | 17 Greenmount Crt | Detached | 2 | 2 | 6 | \$989K | \$1,180K |
| | 18 Holbrooke Ave | Detached | 3 | 2 | 11 | \$800K | \$790K |
| | 137 Thompson Ave | Detached | 5 | 4 | 6 | \$1,598K | \$1,575K |
| 25 October, 2016 | 25 Monkton Ave | Detached | 4 | 6 | 42 | \$1,379K | \$1,325K |
| | 604, 935 Royal York Rd | Condo | 2 | 2 | 103 | \$1,089K | \$1,000K |
| 26 October, 2016 | 5, 335 Dalesford Rd | Townhouse | 3 | 3 | 8 | \$849K | \$848K |
| | 109 Wesley St | Detached | 3 | 2 | 8 | \$675K | \$753K |
| 27 October, 2016 | 3 Beaucourt Rd | Detached | 4 | 3 | 1 | \$900K | \$1,115K |
| 28 October, 2016 | 11 Ballacaine Dr | Detached | 3 | 2 | 3 | \$1,149K | \$1,320K |

Data

| Month, Day, Year of Sold Date | Address1 | Property Type | Bedrooms | Washrooms | Days on the Market | List Price | Sold Price |
|-------------------------------|-----------------------|---------------|----------|-----------|--------------------|------------|------------|
| 28 October, 2016 | 14 Leaves Terr | Townhouse | 3 | 3 | 2 | \$950K | \$950K |
| | 27 Edgcroft Rd | Detached | 2 | 1 | 1 | \$799K | \$970K |
| 29 October, 2016 | 190 Berry Rd | Detached | 2 | 1 | 1 | \$775K | \$850K |
| 31 October, 2016 | 11 Bethnal Ave | Detached | 3 | 3 | 2 | \$999K | \$1,160K |
| | 82 Glenellen Dr E | Detached | 3 | 2 | 6 | \$1,098K | \$1,275K |
| | 326 Dalesford Rd | Detached | 3 | 2 | 12 | \$790K | \$788K |
| 1 November, 2016 | 22 Ambleside Ave | Detached | 3 | 2 | 6 | \$865K | \$920K |
| | 39 Cardigan Rd | Detached | 3 | 3 | 5 | \$949K | \$1,202K |
| 2 November, 2016 | 2 Athlone Dr | Detached | 2 | 2 | 8 | \$879K | \$880K |
| | 2 Glenroy Ave | Detached | 3 | 3 | 7 | \$1,050K | \$1,112K |
| | 14 Meadowvale Dr | Detached | 3 | 1 | 1 | \$950K | \$1,050K |
| | 19 Leland Ave | Detached | 4 | 4 | 9 | \$1,799K | \$1,910K |
| | 32 Glenellen Dr W | Detached | 2 | 2 | 7 | \$988K | \$975K |
| 4 November, 2016 | 36 Elsfield Rd | Detached | 3 | 2 | 46 | \$1,280K | \$1,200K |
| | 40 Eagle Rd | Detached | 4 | 4 | 29 | \$1,549K | \$1,480K |
| 5 November, 2016 | 1 Sevenoaks Ave | Detached | 3 | 3 | 2 | \$1,248K | \$1,375K |
| 7 November, 2016 | 39 Yorkview Dr | Detached | 2 | 1 | 7 | \$799K | \$950K |
| | 796 The Queensway Ave | Detached | 2 | 1 | 4 | \$599K | \$593K |
| 8 November, 2016 | 8 Cardigan Rd | Detached | 4 | 5 | 5 | \$1,899K | \$1,920K |
| 9 November, 2016 | 31 Saybrook Ave | Detached | 3 | 3 | 6 | \$900K | \$1,220K |
| | 562 Royal York Rd | Semi-Detached | 2 | 1 | 8 | \$490K | \$602K |
| 10 November, 2016 | 89 Ambleside Ave | Detached | 3 | 2 | 9 | \$850K | \$1,020K |
| | 231 Berry Rd | Detached | 2 | 1 | 13 | \$970K | \$925K |
| 12 November, 2016 | 5 Clueson Park | Detached | 3 | 4 | 2 | \$1,649K | \$1,649K |
| | 15 Sunnylea Ave E | Detached | 4 | 5 | 3 | \$2,249K | \$2,230K |
| 14 November, 2016 | 46 Stephen Dr | Detached | 2 | 2 | 12 | \$649K | \$649K |
| | 85 Van Dusen Blvd | Detached | 4 | 3 | 7 | \$1,399K | \$1,400K |
| 15 November, 2016 | 3 Bethnal Ave | Detached | 2 | 2 | 12 | \$1,049K | \$1,030K |

Data

| Month, Day, Year of Sold Date | Address1 | Property Type | Bedrooms | Washrooms | Days on the Market | List Price | Sold Price |
|-------------------------------|-------------------------|---------------|----------|-----------|--------------------|------------|------------|
| 15 November, 2016 | 19 Rothsay Ave | Detached | 3 | 2 | 7 | \$799K | \$953K |
| 16 November, 2016 | 259 Berry Rd | Detached | 3 | 2 | 8 | \$799K | \$925K |
| 17 November, 2016 | 85 Bonnyview Dr | Detached | 3 | 3 | 6 | \$990K | \$1,239K |
| 18 November, 2016 | 637A Royal York Rd | Detached | 3 | 4 | 56 | \$1,300K | \$1,280K |
| 21 November, 2016 | 36 Smith Cres | Detached | 3 | 1 | 17 | \$699K | \$702K |
| | 58 Cannon Rd | Detached | 4 | 5 | 117 | \$1,599K | \$1,535K |
| | 69 Ringley Ave | Detached | 3 | 4 | 10 | \$1,059K | \$1,285K |
| 22 November, 2016 | 48 Cliveden Ave | Detached | 3 | 3 | 7 | \$925K | \$1,050K |
| | 50 Yorkview Dr | Detached | 3 | 3 | 4 | \$950K | \$1,150K |
| 23 November, 2016 | 42 Rothsay Ave | Detached | 2 | 3 | 7 | \$750K | \$850K |
| | 115 Grand Ave | Detached | 2 | 2 | 49 | \$839K | \$839K |
| 25 November, 2016 | 37 Penhurst Ave | Other | 4 | 3 | 79 | \$849K | \$825K |
| 26 November, 2016 | 971 The Queensway Ave | Townhouse | 3 | 3 | 10 | \$668K | \$737K |
| 28 November, 2016 | 17 Bentley Dr | Detached | 3 | 4 | 4 | \$1,595K | \$1,555K |
| | 22 Penhurst Ave | Detached | 3 | 4 | 7 | \$1,049K | \$1,130K |
| 29 November, 2016 | 1, 36A Mendota Rd | Townhouse | 2 | 2 | 12 | \$765K | \$755K |
| | 29 Leland Ave | Detached | 3 | 2 | 5 | \$1,248K | \$1,200K |
| 30 November, 2016 | 23 Monkton Ave | Detached | 2 | 2 | 43 | \$1,098K | \$1,035K |
| | 54 Larstone Ave | Detached | 3 | 2 | 2 | \$899K | \$1,000K |
| 4 December, 2016 | 51 Coney Rd | Detached | 3 | 3 | 2 | \$900K | \$1,060K |
| 5 December, 2016 | 16 Leamington Ave | Detached | 3 | 2 | 6 | \$899K | \$1,225K |
| | 32 Bethnal Ave | Detached | 4 | 5 | 33 | \$2,198K | \$2,190K |
| 12 December, 2016 | 21 Norseman St | Detached | 4 | 5 | 4 | \$1,899K | \$1,870K |
| | 41 Fernalroy Blvd | Detached | 4 | 4 | 8 | \$1,089K | \$1,356K |
| | #211, 760 The Queensway | Condo | 1 | 1 | 84 | \$315K | \$307K |
| 13 December, 2016 | 8 Stonegate Rd | Detached | 4 | 4 | 12 | \$1,290K | \$1,667K |
| | 30 Leland Ave | Detached | 3 | 3 | 6 | \$1,259K | \$1,259K |
| 14 December, 2016 | 23 Avon Park Dr | Detached | 2 | 1 | 8 | \$749K | \$765K |

Data

| Month, Day, Year of Sold Date | Address1 | Property Type | Bedrooms | Washrooms | Days on the Market | List Price | Sold Price |
|-------------------------------|------------------------|---------------|----------|-----------|--------------------|------------|------------|
| 14 December, 2016 | 38 Daniels St | Detached | 4 | 5 | 54 | \$1,399K | \$1,390K |
| 18 December, 2016 | 24 Edgcroft Rd | Detached | 2 | 2 | 12 | \$878K | \$979K |
| 20 December, 2016 | 512, 2855 Bloor St W | Condo | 1 | 1 | 18 | \$499K | \$507K |
| 28 December, 2016 | 603 Royal York Rd | Detached | 2 | 1 | 61 | \$649K | \$709K |
| 29 December, 2016 | 17 Inverleigh Dr | Detached | 5 | 6 | 16 | \$1,650K | \$1,610K |
| | 47 Bonnyview Dr | Detached | 3 | 3 | 23 | \$999K | \$1,325K |
| 7 January, 2017 | 20 Brentwood Rd S | Detached | 2 | 2 | 5 | \$1,199K | \$1,210K |
| 10 January, 2017 | 12 River Valley Cres | Detached | 3 | 2 | 25 | \$1,175K | \$1,100K |
| | 58 Monkton Ave | Detached | 4 | 5 | 55 | \$2,098K | \$2,075K |
| 11 January, 2017 | 91 Van Dusen Blvd | Detached | 4 | 6 | 47 | \$1,989K | \$1,910K |
| 12 January, 2017 | 9 Cloverhill Rd | Detached | 3 | 2 | 1 | \$750K | \$950K |
| | 750 Royal York Rd | Detached | 3 | 2 | 9 | \$950K | \$960K |
| 14 January, 2017 | 18 Darlington Dr | Detached | 3 | 2 | 9 | \$998K | \$1,160K |
| 18 January, 2017 | 38 Lothian Ave | Detached | 3 | 4 | 48 | \$1,928K | \$1,851K |
| | 806, 760 The Queensway | Condo | 2 | 2 | 5 | \$419K | \$432K |
| 23 January, 2017 | 889 Royal York Rd | Detached | 2 | 2 | 6 | \$895K | \$1,266K |
| 24 January, 2017 | 80 Grenview Blvd S | Detached | 3 | 2 | 6 | \$1,098K | \$1,410K |
| | 309, 3085 Bloor St W | Condo | 2 | 2 | 6 | \$725K | \$787K |
| 25 January, 2017 | 70 Cliveden Ave | Detached | 3 | 2 | 8 | \$1,349K | \$1,525K |
| 31 January, 2017 | 27 Castlebar Rd | Detached | 2 | 3 | 0 | \$900K | \$1,050K |
| | 115 Lothian Ave | Detached | 3 | 2 | 10 | \$1,299K | \$1,350K |
| | 243 Berry Rd | Detached | 2 | 2 | 6 | \$800K | \$955K |
| 1 February, 2017 | 16 Glenn Murray Dr | Detached | 4 | 3 | 6 | \$998K | \$1,366K |
| 2 February, 2017 | 98 Waniska Ave | Detached | 3 | 2 | 69 | \$899K | \$893K |
| 3 February, 2017 | 20 Gala Lane | Townhouse | 3 | 3 | 2 | \$928K | \$1,014K |
| 6 February, 2017 | 4 Darlington Dr | Detached | 3 | 2 | 7 | \$989K | \$1,253K |
| 7 February, 2017 | 15 Stockbridge Ave | Detached | 4 | 6 | 13 | \$1,945K | \$1,920K |
| 8 February, 2017 | 25 Yorkview Dr | Detached | 2 | 2 | 6 | \$899K | \$1,102K |

Data

| Month, Day, Year of Sold Date | Address1 | Property Type | Bedrooms | Washrooms | Days on the Market | List Price | Sold Price |
|-------------------------------|----------------------------|---------------|----------|-----------|--------------------|------------|------------|
| 8 February, 2017 | 901 Islington Ave | Detached | 3 | 3 | 5 | \$899K | \$980K |
| 10 February, 2017 | 46 Uno Dr | Detached | 3 | 3 | 1 | \$799K | \$970K |
| 11 February, 2017 | 310, 760 The Queensway Ave | Condo | 1 | 1 | 26 | \$339K | \$320K |
| 14 February, 2017 | 50 Chartwell Rd | Detached | 4 | 4 | 27 | \$1,689K | \$1,670K |
| 15 February, 2017 | 21 Cosmo Rd | Detached | 4 | 5 | 14 | \$2,398K | \$2,300K |
| | 23 Bentley Dr | Detached | 3 | 2 | 6 | \$899K | \$1,182K |
| 16 February, 2017 | 7 Cardigan Rd | Detached | 3 | 2 | 8 | \$929K | \$1,220K |
| 19 February, 2017 | 38 Beaverdale Rd | Townhouse | 2 | 2 | 12 | \$699K | \$862K |
| 21 February, 2017 | 11 Humber Ridge Dr | Detached | 3 | 2 | 7 | \$1,089K | \$1,596K |
| 24 February, 2017 | 53 Edgemore Dr | Detached | 3 | 2 | 4 | \$1,499K | \$1,805K |
| | 132 Edgcroft Rd | Detached | 4 | 3 | 11 | \$1,199K | \$1,200K |
| 26 February, 2017 | 113, 150 Berry Rd | Condo | 1 | 1 | 21 | \$261K | \$261K |
| 27 February, 2017 | 9 Bernice Ave | Detached | 4 | 4 | 7 | \$1,989K | \$2,189K |
| 28 February, 2017 | 60 Frances Ave | Detached | 3 | 2 | 6 | \$1,200K | \$1,302K |
| 1 March, 2017 | 43 Market Garden Mews | Townhouse | 3 | 3 | 1 | \$819K | \$935K |
| | 97 Edgcroft Rd | Detached | 2 | 3 | 0 | \$899K | \$1,120K |
| 2 March, 2017 | 3 Park Lane | Detached | 2 | 2 | 4 | \$799K | \$950K |
| | 32 Bernice Ave | Detached | 3 | 3 | 0 | \$919K | \$1,275K |
| 3 March, 2017 | 9 Chimes Lane | Townhouse | 3 | 3 | 2 | \$900K | \$1,126K |
| 5 March, 2017 | 42 Velma Dr | Detached | 3 | 2 | 6 | \$995K | \$1,278K |
| 6 March, 2017 | 25 Glenellen Dr W | Detached | 3 | 4 | 6 | \$1,898K | \$2,100K |
| | 27 Glenroy Ave | Detached | 3 | 2 | 7 | \$1,198K | \$1,600K |
| 7 March, 2017 | 7 Greenmount Rd | Detached | 3 | 4 | 5 | \$1,749K | \$1,749K |
| | 32 Berl Ave | Detached | 3 | 2 | 7 | \$879K | \$1,155K |
| | 110 Waniska Ave | Detached | 4 | 2 | 6 | \$800K | \$1,200K |
| 8 March, 2017 | 46 Rothsay Ave | Detached | 2 | 2 | 8 | \$849K | \$1,000K |
| 9 March, 2017 | 15 Sunnydale Dr | Detached | 2 | 2 | 6 | \$1,000K | \$1,305K |
| 10 March, 2017 | 523B Royal York Rd | Semi-Detached | 3 | 4 | 8 | \$900K | \$1,020K |

Data

| Month, Day, Year of Sold Date | Address1 | Property Type | Bedrooms | Washrooms | Days on the Market | List Price | Sold Price |
|-------------------------------|-----------------------------|---------------|----------|-----------|--------------------|------------|------------|
| 13 March, 2017 | 8 Glenroy Ave | Detached | 3 | 3 | 0 | \$1,348K | \$1,620K |
| 14 March, 2017 | 8 Keywell Crt | Detached | 4 | 5 | 18 | \$1,699K | \$1,640K |
| 19 March, 2017 | 101 Wesley St | Townhouse | 3 | 3 | 2 | \$890K | \$1,103K |
| 20 March, 2017 | 5, 331 Dalesford Dr | Townhouse | 3 | 3 | 7 | \$789K | \$1,000K |
| 21 March, 2017 | 60 Rosemeade Ave | Detached | 2 | 1 | 5 | \$649K | \$885K |
| 22 March, 2017 | 45 Stephen Dr | Semi-Detached | 2 | 2 | 9 | \$589K | \$831K |
| | -202, 760 The Queensway Ave | Condo | 1 | 1 | 22 | \$425K | \$411K |
| 23 March, 2017 | 41 Aldgate Ave | Detached | 2 | 1 | 7 | \$800K | \$950K |
| 24 March, 2017 | 965 The Queensway Ave | Townhouse | 3 | 3 | 17 | \$886K | \$870K |
| 25 March, 2017 | 38 South Kingslea Dr | Detached | 3 | 2 | 6 | \$1,400K | \$1,750K |
| | 105 Meadowvale Dr | Detached | 2 | 1 | 7 | \$995K | \$1,376K |
| 26 March, 2017 | 22 Fairmar Ave | Detached | 2 | 2 | 3 | \$997K | \$1,377K |
| 27 March, 2017 | 23 Ivy Lea Cres | Detached | 3 | 3 | 6 | \$1,397K | \$1,708K |
| | 33 Loma Rd | Detached | 3 | 2 | 0 | \$950K | \$1,117K |
| | 41 Loma Rd | Detached | 3 | 2 | 7 | \$925K | \$1,110K |
| 28 March, 2017 | 1 Athlone Dr | Detached | 4 | 4 | 6 | \$1,598K | \$1,650K |
| | 24 Yorkview Dr | Detached | 2 | 2 | 8 | \$995K | \$1,232K |
| 31 March, 2017 | 202, 51 Lady Bank Rd | Condo | 2 | 2 | 4 | \$549K | \$550K |
| 2 April, 2017 | 305, 3085 Bloor St W | Condo | 2 | 2 | 6 | \$829K | \$850K |
| | 839 Royal York Rd | Detached | 5 | 4 | 7 | \$1,198K | \$1,556K |
| 3 April, 2017 | 4 Keywell Crt | Detached | 3 | 3 | 7 | \$1,049K | \$1,380K |
| | 12 Meadowvale Dr | Detached | 3 | 2 | 5 | \$1,499K | \$1,650K |
| | 18 Sunnydale Dr | Detached | 2 | 2 | 7 | \$1,000K | \$1,410K |
| | 26 Glenellen Dr E | Detached | 3 | 3 | 6 | \$1,279K | \$1,503K |
| 4 April, 2017 | 507, 245 Dalesford Rd | Condo | 1 | 1 | 9 | \$371K | \$450K |
| 6 April, 2017 | 27 Grenview Blvd S | Detached | 3 | 2 | 8 | \$1,398K | \$1,380K |
| | 58 Rosemeade Ave | Detached | 2 | 2 | 7 | \$788K | \$806K |
| 10 April, 2017 | 24, 8 Kinsdale Blvd | Other | 1 | 1 | 188 | \$225K | \$218K |

Data

| Month, Day, Year of Sold Date | Address1 | Property Type | Bedrooms | Washrooms | Days on the Market | List Price | Sold Price |
|-------------------------------|------------------------|---------------|----------|-----------|--------------------|------------|------------|
| 10 April, 2017 | 25 Velma Dr | Detached | 3 | 2 | 5 | \$1,049K | \$1,351K |
| | 42 Bell Manor Dr | Townhouse | 3 | 3 | 6 | \$700K | \$881K |
| 11 April, 2017 | 73 Brentwood Rd S | Detached | 3 | 2 | 6 | \$1,398K | \$1,480K |
| 12 April, 2017 | 36 Meadowcrest Rd | Detached | 3 | 3 | 9 | \$1,700K | \$1,850K |
| | 81 Brentwood Rd S | Detached | 2 | 1 | 5 | \$995K | \$1,375K |
| | 858 Royal York Rd | Detached | 2 | 2 | 11 | \$1,000K | \$1,382K |
| 14 April, 2017 | 221, 245 Dalesford Rd | Condo | 1 | 1 | 7 | \$400K | \$437K |
| 17 April, 2017 | 73 Eagle Rd | Detached | 3 | 4 | 13 | \$1,329K | \$1,820K |
| 19 April, 2017 | 501, 245 Dalesford Rd | Condo | 1 | 2 | 13 | \$450K | \$457K |
| 20 April, 2017 | 41 Lothian Ave | Detached | 4 | 5 | 15 | \$2,349K | \$2,300K |
| 22 April, 2017 | 111 Edgcroft Rd | Detached | 3 | 2 | 3 | \$1,000K | \$1,050K |
| 24 April, 2017 | 36 Athol Ave | Detached | 3 | 4 | 12 | \$1,550K | \$1,608K |
| | 37 Lady Bank Rd | Detached | 3 | 2 | 6 | \$925K | \$1,050K |
| | 615, 245 Dalesford Rd | Condo | 1 | 1 | 5 | \$425K | \$460K |
| 25 April, 2017 | 8 Fairmar Ave | Detached | 2 | 2 | 6 | \$1,098K | \$1,330K |
| | 32 Cardigan Rd | Detached | 3 | 2 | 9 | \$1,125K | \$1,335K |
| | 71 Claymore Dr | Detached | 3 | 2 | 6 | \$989K | \$1,206K |
| | 187 Prince Edward Dr S | Detached | 3 | 2 | 1 | \$995K | \$1,450K |
| 26 April, 2017 | 3D Chauncey Ave | Detached | 3 | 4 | 8 | \$1,225K | \$1,625K |
| | 61 Elsfield Rd | Detached | 4 | 5 | 22 | \$2,398K | \$2,398K |
| | 416, 245 Dalesford Rd | Condo | 2 | 2 | 9 | \$450K | \$600K |
| 27 April, 2017 | 2 Coney Rd | Detached | 3 | 2 | 9 | \$995K | \$1,089K |
| 28 April, 2017 | B08, 245 Dalesford Rd | Condo | 2 | 2 | 18 | \$450K | \$518K |
| 1 May, 2017 | 34 Lothian Ave | Detached | 4 | 5 | 6 | \$2,399K | \$2,420K |
| 2 May, 2017 | 17 Darlington Dr | Detached | 3 | 2 | 7 | \$998K | \$1,150K |
| | 25 Eagle Rd | Detached | 2 | 3 | 8 | \$1,375K | \$1,400K |
| | 102 Bonnyview Dr | Detached | 3 | 3 | 7 | \$1,399K | \$1,525K |
| 3 May, 2017 | 6 Bonnyview Dr | Detached | 3 | 2 | 8 | \$829K | \$870K |

Data

| Month, Day, Year of Sold Date | Address1 | Property Type | Bedrooms | Washrooms | Days on the Market | List Price | Sold Price |
|-------------------------------|----------------------------|---------------|----------|-----------|--------------------|------------|------------|
| 3 May, 2017 | 19 Ivy Lea Cres | Detached | 3 | 2 | 7 | \$1,298K | \$1,457K |
| 4 May, 2017 | 24 Rothsay Ave | Detached | 2 | 2 | 13 | \$849K | \$1,220K |
| | 405, 760 The Queensway Way | Condo | 2 | 2 | 9 | \$469K | \$469K |
| 5 May, 2017 | 14 Durban Rd | Detached | 2 | 2 | 8 | \$975K | \$950K |
| | 24 Saybrook Ave | Detached | 3 | 2 | 4 | \$1,095K | \$1,350K |
| 6 May, 2017 | 8 Meadowcrest Rd | Detached | 3 | 2 | 4 | \$875K | \$1,510K |
| | 407, 935 Royal York Rd | Condo | 3 | 2 | 26 | \$1,100K | \$1,135K |
| 8 May, 2017 | 227 Grenview Blvd S | Detached | 3 | 2 | 7 | \$1,198K | \$1,375K |
| 9 May, 2017 | 4 Vanellan Crt | Detached | 3 | 2 | 7 | \$1,598K | \$1,900K |
| 10 May, 2017 | 30 Edwalter Ave | Detached | 3 | 2 | 19 | \$1,199K | \$1,110K |
| | 76 Ballacaine Dr | Detached | 4 | 4 | 0 | \$1,500K | \$1,690K |
| | 115 Milton St | Detached | 3 | 2 | 6 | \$789K | \$875K |
| 11 May, 2017 | 207, 245 Dalesford Rd | Condo | 1 | 1 | 2 | \$425K | \$450K |
| 13 May, 2017 | 35 Spring Garden Rd | Detached | 3 | 2 | 2 | \$1,761K | \$1,761K |
| 14 May, 2017 | 9 Kingscross Sq | Detached | 3 | 2 | 19 | \$1,149K | \$1,070K |
| 16 May, 2017 | 14 Coney Rd | Detached | 3 | 2 | 7 | \$923K | \$1,115K |
| | 18 Dumbarton Rd | Detached | 3 | 2 | 7 | \$1,198K | \$1,300K |
| | 908 Islington Ave | Detached | 3 | 2 | 8 | \$699K | \$800K |
| 17 May, 2017 | 126 Thompson Ave | Detached | 3 | 4 | 7 | \$2,590K | \$2,450K |
| 18 May, 2017 | 128 Yorkview Dr | Detached | 3 | 2 | 8 | \$980K | \$940K |
| 19 May, 2017 | 33 Glenaden Ave E | Detached | 4 | 4 | 1 | \$1,798K | \$1,800K |
| 24 May, 2017 | 20 Kenridge Ave | Detached | 4 | 3 | 10 | \$1,599K | \$1,750K |
| 29 May, 2017 | 171 Prince Edward Dr S | Detached | 3 | 2 | 6 | \$998K | \$1,150K |
| | 507, 935 Royal York Rd | Condo | 2 | 2 | 6 | \$800K | \$800K |
| 30 May, 2017 | 37 South Kingslea Dr | Detached | 4 | 2 | 27 | \$1,288K | \$1,250K |
| | 64 Edgecroft Rd | Detached | 4 | 4 | 28 | \$1,629K | \$1,580K |
| | 130 Edgecroft Rd | Detached | 4 | 5 | 6 | \$1,798K | \$1,804K |
| 31 May, 2017 | 4 Greenmount Rd | Detached | 3 | 2 | 23 | \$999K | \$1,180K |

Data

| Month, Day, Year of Sold Date | Address1 | Property Type | Bedrooms | Washrooms | Days on the Market | List Price | Sold Price |
|-------------------------------|------------------------|---------------|----------|-----------|--------------------|------------|------------|
| 1 June, 2017 | 115 Van Dusen Blvd | Detached | 3 | 3 | 9 | \$1,248K | \$1,225K |
| 4 June, 2017 | 130 Yorkview Dr | Detached | 3 | 2 | 6 | \$990K | \$990K |
| 5 June, 2017 | 14 Stockbridge Ave | Detached | 3 | 2 | 20 | \$996K | \$986K |
| | 16 Sunnylea Ave W | Detached | 3 | 2 | 5 | \$1,088K | \$1,160K |
| 6 June, 2017 | 32 Cochrane Dr | Detached | 3 | 2 | 19 | \$799K | \$799K |
| | 67 Guthrie Ave | Detached | 2 | 2 | 13 | \$750K | \$746K |
| | 86 Van Dusen Blvd | Detached | 3 | 3 | 8 | \$1,299K | \$1,320K |
| 7 June, 2017 | 111 Waniska Ave | Detached | 2 | 2 | 26 | \$849K | \$835K |
| 9 June, 2017 | 63 Glenaden Ave E | Detached | 3 | 3 | 2 | \$1,279K | \$1,487K |
| | 305, 51 Lady Bank Rd | Condo | 1 | 1 | 15 | \$420K | \$420K |
| 10 June, 2017 | 27 Brentwood Rd S | Detached | 2 | 2 | 2 | \$1,075K | \$1,010K |
| 12 June, 2017 | 35 Lothian Ave | Detached | 2 | 2 | 7 | \$1,198K | \$1,250K |
| | 35 Orchard Cres | Detached | 2 | 2 | 36 | \$1,395K | \$1,350K |
| | 58 Grenview Blvd S | Detached | 4 | 4 | 12 | \$2,149K | \$2,249K |
| 13 June, 2017 | 14 Smithfield Dr | Detached | 3 | 2 | 5 | \$799K | \$910K |
| 14 June, 2017 | 187 Park Lawn Rd | Detached | 2 | 2 | 1 | \$829K | \$805K |
| | 413, 3085 Bloor St W | Condo | 2 | 2 | 20 | \$799K | \$815K |
| 16 June, 2017 | 60 Delroy Dr | Detached | 4 | 4 | 23 | \$1,295K | \$1,220K |
| 17 June, 2017 | 9 Newholm Rd | Detached | 3 | 2 | 51 | \$860K | \$820K |
| 20 June, 2017 | 42 Guthrie Ave | Detached | 1 | 2 | 5 | \$550K | \$585K |
| | 403, 245 Dalesford Rd | Condo | 1 | 1 | 7 | \$400K | \$450K |
| 21 June, 2017 | 633 The Queensway Way | Detached | 1 | 2 | 23 | \$800K | \$852K |
| 23 June, 2017 | 18 Lady Bank Rd | Detached | 2 | 2 | 2 | \$946K | \$935K |
| | 52 Reid Manr | Detached | 4 | 3 | 15 | \$1,388K | \$1,390K |
| | 110 Prince Edward Dr S | Detached | 3 | 2 | 80 | \$878K | \$1,162K |
| 25 June, 2017 | 1049 Islington Ave | Detached | 3 | 4 | 12 | \$1,098K | \$1,050K |
| 26 June, 2017 | 27 Lothian Ave | Detached | 2 | 2 | 6 | \$1,058K | \$1,260K |
| 28 June, 2017 | 14 Kingscross Sq | Detached | 3 | 2 | 7 | \$1,000K | \$1,040K |

Data

| Month, Day, Year of Sold Date | Address1 | Property Type | Bedrooms | Washrooms | Days on the Market | List Price | Sold Price |
|-------------------------------|----------------------------|---------------|----------|-----------|--------------------|------------|------------|
| 28 June, 2017 | 24 Castlebar Rd | Detached | 3 | 2 | 16 | \$829K | \$755K |
| 29 June, 2017 | 34 Rothsay Ave | Detached | 2 | 2 | 10 | \$688K | \$705K |
| 30 June, 2017 | 38 Van Dusen Blvd | Detached | 4 | 5 | 17 | \$2,980K | \$2,815K |
| | 49 Eagle Rd | Detached | 4 | 5 | 10 | \$2,000K | \$1,950K |
| 4 July, 2017 | 41 Loma Rd | Detached | 3 | 2 | 40 | \$925K | \$900K |
| | 114 Humbervale Blvd | Detached | 2 | 2 | 28 | \$1,189K | \$1,150K |
| 5 July, 2017 | 5 Kingscross Sq | Detached | 4 | 2 | 22 | \$1,289K | \$1,180K |
| | 89 Eagle Rd | Detached | 3 | 2 | 28 | \$1,150K | \$1,050K |
| 6 July, 2017 | 17 Mcintosh Ave | Detached | 2 | 2 | 10 | \$755K | \$761K |
| | 219, 2855 Bloor St W | Condo | 1 | 2 | 28 | \$598K | \$598K |
| | 303, 760 The Queensway Ave | Condo | 2 | 1 | 34 | \$459K | \$450K |
| 11 July, 2017 | 42 Ambleside Ave | Detached | 3 | 4 | 17 | \$1,769K | \$1,740K |
| 12 July, 2017 | 10 Bernice Ave | Detached | 4 | 2 | 19 | \$1,400K | \$1,190K |
| | 15 Kirk Bradden Rd E | Detached | 5 | 8 | 28 | \$3,899K | \$3,725K |
| | 33 Mcintosh Ave | Detached | 3 | 2 | 30 | \$1,195K | \$1,100K |
| | 52 Parker Ave | Detached | 2 | 2 | 7 | \$800K | \$750K |
| 14 July, 2017 | 93 Bonnyview Dr | Detached | 3 | 2 | 32 | \$1,249K | \$1,130K |
| 17 July, 2017 | 501, 760 The Queensway | Condo | 2 | 2 | 11 | \$539K | \$535K |
| 20 July, 2017 | 41 Norseman St | Detached | 3 | 2 | 11 | \$849K | \$850K |
| 21 July, 2017 | 1119 Islington Ave | Detached | 3 | 3 | 11 | \$899K | \$890K |
| 26 July, 2017 | 139 Thompson Ave | Detached | 4 | 4 | 9 | \$2,549K | \$2,450K |
| 1 August, 2017 | 12 Durban Rd | Detached | 3 | 4 | 11 | \$1,385K | \$1,337K |
| | 40 Yorkview Dr | Detached | 2 | 2 | 6 | \$978K | \$1,050K |
| 2 August, 2017 | 51 Monkton Ave | Detached | 3 | 2 | 50 | \$1,099K | \$1,050K |
| 6 August, 2017 | 3 Keywell Crt | Detached | 3 | 1 | 3 | \$998K | \$1,050K |
| 7 August, 2017 | 1 Placid Rd | Detached | 3 | 2 | 26 | \$919K | \$865K |
| | 88 Furrow Lane | Townhouse | 3 | 3 | 12 | \$970K | \$959K |
| 8 August, 2017 | 43 Winslow St | Detached | 2 | 2 | 48 | \$719K | \$630K |

Data

| Month, Day, Year of Sold Date | Address1 | Property Type | Bedrooms | Washrooms | Days on the Market | List Price | Sold Price |
|-------------------------------|------------------------|---------------|----------|-----------|--------------------|------------|------------|
| 8 August, 2017 | 602, 760 The Queensway | Condo | 1 | 1 | 47 | \$428K | \$411K |
| 10 August, 2017 | 1 Bonnyview Dr | Detached | 2 | 2 | 15 | \$800K | \$805K |
| | 36 Doddington Dr | Detached | 3 | 3 | 7 | \$1,399K | \$1,225K |
| | 303, 245 Dalesford Rd | Condo | 1 | 1 | 22 | \$450K | \$448K |
| | 1151 Islington Ave | Detached | 3 | 3 | 16 | \$749K | \$715K |
| 15 August, 2017 | 421, 245 Dalesford Rd | Condo | 1 | 1 | 26 | \$452K | \$435K |
| 18 August, 2017 | 306, 2855 Bloor St W | Condo | 2 | 2 | 21 | \$890K | \$920K |
| 22 August, 2017 | 13 Fairmar Ave | Detached | 3 | 2 | 7 | \$1,198K | \$1,198K |
| | 1215 Islington Ave | Detached | 2 | 2 | 46 | \$799K | \$775K |
| 30 August, 2017 | 123 Prince Edward Dr S | Detached | 2 | 2 | 0 | \$929K | \$979K |
| 5 September, 2017 | 29 Dayton Ave | Semi-Detached | 3 | 2 | 15 | \$699K | \$650K |
| 7 September, 2017 | 36 Stonegate Rd | Detached | 3 | 2 | 41 | \$1,500K | \$1,390K |
| 8 September, 2017 | 9 Saunders Cres | Detached | 3 | 1 | 52 | \$725K | \$705K |
| 12 September, 2017 | 23 Beaverdale Rd | Townhouse | 2 | 3 | 6 | \$980K | \$1,005K |
| | 29 Clockwork Lane | Townhouse | 2 | 3 | 21 | \$900K | \$861K |
| 14 September, 2017 | 13 Mcintosh Ave | Detached | 2 | 2 | 41 | \$750K | \$660K |
| | 31 Mcintosh Ave | Detached | 2 | 2 | 4 | \$799K | \$800K |
| 16 September, 2017 | 75 Glenellen Dr E | Detached | 4 | 2 | 3 | \$1,329K | \$1,545K |
| 18 September, 2017 | 45 Waniska Ave | Detached | 2 | 1 | 18 | \$599K | \$580K |
| 19 September, 2017 | 10 Woodway Tr | Detached | 3 | 2 | 1 | \$1,695K | \$1,719K |
| 20 September, 2017 | 62 Chartwell Rd | Detached | 4 | 5 | 43 | \$1,599K | \$1,550K |
| 21 September, 2017 | 9 Stockbridge Ave | Detached | 3 | 3 | 27 | \$1,198K | \$1,097K |
| 25 September, 2017 | 14 Bethnal Ave | Detached | 4 | 5 | 6 | \$2,549K | \$2,485K |
| 26 September, 2017 | 41 Stephen Dr | Semi-Detached | 2 | 2 | 6 | \$599K | \$735K |
| 27 September, 2017 | 60 Thompson Ave | Detached | 3 | 3 | 13 | \$1,549K | \$1,520K |
| 28 September, 2017 | 505, 935 Royal York Rd | Condo | 1 | 1 | 15 | \$498K | \$485K |
| 29 September, 2017 | 8 Leaves Terr | Townhouse | 3 | 3 | 11 | \$1,050K | \$1,050K |
| 30 September, 2017 | 99 Meadowvale Dr | Detached | 4 | 4 | 4 | \$1,598K | \$1,575K |

Data

| Month, Day, Year of Sold Date | Address1 | Property Type | Bedrooms | Washrooms | Days on the Market | List Price | Sold Price |
|-------------------------------|----------------------------|---------------|----------|-----------|--------------------|------------|------------|
| 2 October, 2017 | 28 Cochrane Dr | Detached | 3 | 3 | 7 | \$1,199K | \$1,150K |
| | 47 Winslow St | Detached | 4 | 4 | 4 | \$1,389K | \$1,395K |
| 4 October, 2017 | 14 Sunnylea Ave E | Detached | 4 | 5 | 28 | \$2,499K | \$2,390K |
| 12 October, 2017 | 1 Saybrook Ave | Detached | 3 | 2 | 20 | \$918K | \$900K |
| | 22 Inverness Ave | Detached | 3 | 1 | 17 | \$850K | \$830K |
| 16 October, 2017 | 82 Brentwood Rd S | Detached | 2 | 3 | 5 | \$1,549K | \$1,560K |
| 17 October, 2017 | 112 Edgcroft Rd | Detached | 2 | 2 | 7 | \$900K | \$950K |
| 18 October, 2017 | 14 Springbrook Gdns | Detached | 4 | 5 | 6 | \$1,998K | \$2,242K |
| 19 October, 2017 | 6 Reid Manor | Detached | 2 | 2 | 4 | \$1,199K | \$1,262K |
| | 7 Chimes Lane | Townhouse | 3 | 4 | 7 | \$950K | \$939K |
| | 15 Clockwork Lane | Townhouse | 3 | 3 | 29 | \$990K | \$978K |
| | 62 Castlebar Rd | Detached | 3 | 3 | 30 | \$1,329K | \$1,215K |
| 20 October, 2017 | 12 Cochrane Dr | Detached | 2 | 2 | 4 | \$700K | \$780K |
| | 38 Sevenoaks Ave | Detached | 3 | 3 | 4 | \$1,249K | \$1,215K |
| 22 October, 2017 | 99 Wesley St | Townhouse | 3 | 3 | 13 | \$930K | \$927K |
| 24 October, 2017 | 9, 34 Mendota Rd | Townhouse | 3 | 2 | 0 | \$819K | \$810K |
| | 548 Royal York Rd | Semi-Detached | 2 | 1 | 21 | \$595K | \$575K |
| 25 October, 2017 | 34 Glenellen Dr W | Detached | 4 | 4 | 49 | \$1,799K | \$1,768K |
| 26 October, 2017 | 2 South Kingslea Dr | Detached | 3 | 4 | 24 | \$1,989K | \$1,965K |
| 27 October, 2017 | 12 Greenmount Rd | Detached | 4 | 5 | 7 | \$2,399K | \$2,399K |
| 29 October, 2017 | 502, 760 The Queensway | Condo | 1 | 1 | 6 | \$439K | \$455K |
| 1 November, 2017 | 4 Velma Dr | Detached | 3 | 1 | 7 | \$800K | \$850K |
| | 28 Rothsay Ave | Detached | 2 | 2 | 6 | \$699K | \$750K |
| 2 November, 2017 | 4, 175 Grand Ave | Townhouse | 3 | 4 | 11 | \$900K | \$895K |
| 4 November, 2017 | 209, 784 The Queensway Ave | Condo | 2 | 2 | 22 | \$691K | \$726K |
| 6 November, 2017 | 6 Clockwork Lane | Townhouse | 3 | 3 | 5 | \$950K | \$923K |
| | 518, 2855 Bloor St W | Condo | 1 | 2 | 24 | \$699K | \$690K |
| 8 November, 2017 | 89 Uno Dr | Detached | 3 | 4 | 2 | \$1,498K | \$1,479K |

Data

| Month, Day, Year of Sold Date | Address1 | Property Type | Bedrooms | Washrooms | Days on the Market | List Price | Sold Price |
|-------------------------------|----------------------------|---------------|----------|-----------|--------------------|------------|------------|
| 8 November, 2017 | 307, 935 Royal York Rd | Condo | 2 | 2 | 14 | \$688K | \$688K |
| 11 November, 2017 | 68 Athol Ave | Detached | 2 | 2 | 10 | \$929K | \$885K |
| | 707, 760 The Queensway Ave | Condo | 1 | 1 | 2 | \$378K | \$392K |
| 13 November, 2017 | 36 Castlebar Rd | Detached | 3 | 2 | 38 | \$965K | \$950K |
| | 604, 760 The Queensway Ave | Condo | 1 | 1 | 26 | \$430K | \$426K |
| 14 November, 2017 | 132 Lothian Ave | Detached | 3 | 2 | 7 | \$998K | \$1,125K |
| | 564 Royal York Rd | Semi-Detached | 2 | 2 | 11 | \$600K | \$605K |
| | 805, 760 The Queensway | Condo | 2 | 2 | 22 | \$570K | \$570K |
| 15 November, 2017 | 47 Daniels St | Detached | 4 | 4 | 6 | \$1,000K | \$1,075K |
| 16 November, 2017 | 28 Durban Rd | Detached | 3 | 2 | 44 | \$1,449K | \$1,350K |
| 17 November, 2017 | 51 Winston Grve | Detached | 3 | 2 | 29 | \$1,299K | \$1,285K |
| 21 November, 2017 | 4 Mccallum Crt | Detached | 4 | 2 | 8 | \$599K | \$731K |
| | 98 Delroy Dr | Detached | 3 | 2 | 27 | \$879K | \$830K |
| | Th4, 215 Grand Ave | Townhouse | 3 | 3 | 22 | \$980K | \$975K |
| 22 November, 2017 | 17 Dayton Ave | Semi-Detached | 3 | 2 | 30 | \$720K | \$685K |
| | 21 Lorahill Rd | Detached | 3 | 2 | 8 | \$1,199K | \$1,125K |
| | 32 Stephen Dr | Detached | 2 | 1 | 16 | \$689K | \$679K |
| 23 November, 2017 | 698B The Queensway Ave | Condo | 2 | 2 | 7 | \$419K | \$414K |
| 24 November, 2017 | 14 Cardigan Rd | Detached | 3 | 2 | 38 | \$1,250K | \$1,175K |
| 26 November, 2017 | 108 Grenview Blvd | Detached | 3 | 4 | 3 | \$1,559K | \$1,600K |
| 29 November, 2017 | 6, 38 Mendota Rd | Townhouse | 3 | 3 | 7 | \$869K | \$869K |
| | 405, 245 Dalesford Rd | Condo | 2 | 2 | 8 | \$529K | \$520K |
| | B14, 245 Dalesford Rd | Condo | 2 | 2 | 41 | \$585K | \$560K |
| 1 December, 2017 | 26 Meadowvale Dr | Detached | 4 | 4 | 2 | \$2,158K | \$2,260K |
| 6 December, 2017 | 312, 760 The Queensway | Condo | 2 | 2 | 77 | \$465K | \$455K |
| 7 December, 2017 | 2, 34 Mendota Rd | Townhouse | 2 | 2 | 33 | \$813K | \$795K |
| 10 December, 2017 | 304, 760 The Queensway | Condo | 1 | 1 | 3 | \$429K | \$444K |
| 11 December, 2017 | 12 Aldgate Ave | Detached | 3 | 2 | 11 | \$899K | \$850K |

Data

| Month, Day, Year of Sold Date | Address1 | Property Type | Bedrooms | Washrooms | Days on the Market | List Price | Sold Price |
|-------------------------------|----------------------------|---------------|----------|-----------|--------------------|------------|------------|
| 12 December, 2017 | 9 Van Dusen Blvd | Detached | 2 | 2 | 11 | \$1,299K | \$1,375K |
| 14 December, 2017 | 9 Dumbarton Rd | Detached | 3 | 2 | 31 | \$1,090K | \$1,045K |
| | 18 Loma Rd | Detached | 5 | 4 | 22 | \$1,290K | \$1,185K |
| | 612, 760 The Queensway Ave | Condo | 2 | 2 | 49 | \$415K | \$408K |
| 18 December, 2017 | 109 Grand Ave | Detached | 3 | 2 | 14 | \$980K | \$915K |
| 20 December, 2017 | 47 Stephen Dr | Semi-Detached | 3 | 1 | 38 | \$649K | \$615K |
| 21 December, 2017 | 6 Cardigan Rd | Detached | 3 | 2 | 36 | \$1,095K | \$1,010K |
| 22 December, 2017 | 599 Royal York Rd | Detached | 2 | 2 | 23 | \$785K | \$760K |
| | Th4, 195 Grand Ave | Townhouse | 3 | 3 | 16 | \$1,000K | \$990K |
| 27 December, 2017 | 517, 245 Dalesford Rd | Condo | 1 | 1 | 9 | \$414K | \$420K |
| 3 January, 2018 | 411, 784 The Queensway Ave | Condo | 1 | 1 | 35 | \$335K | \$335K |
| 9 January, 2018 | 24 Market Garden Mews | Townhouse | 3 | 3 | 28 | \$739K | \$745K |
| 11 January, 2018 | 4 Bentley Dr | Detached | 3 | 3 | 43 | \$1,300K | \$1,280K |
| 12 January, 2018 | 61A Ringley Ave | Detached | 2 | 2 | 25 | \$885K | \$874K |
| 13 January, 2018 | 201, 51 Lady Bank Rd | Condo | 1 | 1 | 1 | \$349K | \$349K |
| 18 January, 2018 | 8 Breezewood Dr | Detached | 3 | 2 | 78 | \$1,575K | \$1,400K |
| 19 January, 2018 | 9 Moynes Ave | Detached | 4 | 3 | 93 | \$1,199K | \$1,090K |
| 20 January, 2018 | 32 Ringley Ave | Detached | 4 | 4 | 50 | \$1,575K | \$1,500K |
| 22 January, 2018 | 29 Avon Park Dr | Detached | 4 | 5 | 81 | \$2,399K | \$2,260K |
| 23 January, 2018 | 36 Smith Cres | Detached | 3 | 4 | 47 | \$1,598K | \$1,515K |
| | 58 Reid Manr | Detached | 3 | 2 | 15 | \$1,589K | \$1,555K |
| 9 February, 2018 | 41 Loma Rd | Detached | 3 | 2 | 16 | \$925K | \$911K |
| 11 February, 2018 | 32 Stephen Dr | Detached | 2 | 1 | 2 | \$689K | \$689K |
| 12 February, 2018 | 9 Kingscross Sq | Detached | 3 | 2 | 4 | \$1,149K | \$1,100K |
| | 29 Monkton Ave | Detached | 2 | 2 | 25 | \$1,129K | \$1,065K |
| | 29 Oakfield Dr | Detached | 3 | 2 | 7 | \$799K | \$945K |
| | 42 Orchard Cres | Detached | 3 | 1 | 20 | \$1,498K | \$1,400K |
| | 424, 245 Dalesford Rd | Condo | 1 | 2 | 13 | \$525K | \$530K |

Data

| Month, Day, Year of Sold Date | Address1 | Property Type | Bedrooms | Washrooms | Days on the Market | List Price | Sold Price |
|-------------------------------|-----------------------|---------------|----------|-----------|--------------------|------------|------------|
| 13 February, 2018 | 7 Oakfield Dr | Detached | 3 | 4 | 5 | \$950K | \$1,130K |
| 15 February, 2018 | 19 Kingslea Crt | Detached | 4 | 4 | 22 | \$2,298K | \$2,150K |
| | 104 Edgecroft Rd | Detached | 3 | 2 | 24 | \$975K | \$920K |
| 21 February, 2018 | 32 Mendota Rd | Townhouse | 3 | 3 | 8 | \$975K | \$941K |
| 22 February, 2018 | 987 The Queensway | Townhouse | 3 | 3 | 101 | \$850K | \$860K |
| | A09, 245 Dalesford Rd | Condo | 2 | 2 | 14 | \$569K | \$560K |
| 25 February, 2018 | 47 Ambleside Ave | Detached | 3 | 1 | 5 | \$850K | \$934K |
| 26 February, 2018 | 3 Glenellen Dr E | Detached | 3 | 2 | 6 | \$1,198K | \$1,375K |
| 28 February, 2018 | 30 Durban Rd | Detached | 3 | 2 | 7 | \$1,198K | \$1,350K |
| 2 March, 2018 | 65 Cannon Rd | Detached | 2 | 3 | 3 | \$879K | \$910K |
| | 109 Wesley St | Detached | 3 | 2 | 1 | \$755K | \$778K |
| 3 March, 2018 | 59 Cliveden Ave | Detached | 4 | 5 | 3 | \$2,389K | \$2,400K |
| | 94 Prince Edward Dr S | Detached | 4 | 3 | 4 | \$1,498K | \$1,425K |
| 5 March, 2018 | 17 Ballacaine Dr | Detached | 4 | 5 | 0 | \$1,998K | \$2,000K |
| 6 March, 2018 | 16 Keywell Crt | Detached | 3 | 2 | 6 | \$1,150K | \$1,100K |
| | 72 Brentwood Rd S | Detached | 2 | 2 | 7 | \$1,288K | \$1,333K |
| | 75 Glenellen Dr E | Detached | 4 | 2 | 7 | \$1,499K | \$1,602K |
| | 117 Grand Ave | Detached | 2 | 1 | 8 | \$799K | \$883K |
| | 322, 245 Dalesford Rd | Condo | 2 | 2 | 49 | \$580K | \$555K |
| 7 March, 2018 | 136 Lothian Ave | Detached | 3 | 2 | 7 | \$996K | \$1,050K |
| 8 March, 2018 | 76 Edgecroft Rd | Detached | 2 | 2 | 0 | \$899K | \$976K |
| | 1079 Islington Ave | Detached | 3 | 2 | 4 | \$780K | \$840K |
| 9 March, 2018 | 9 Cannon Rd | Detached | 4 | 3 | 8 | \$1,050K | \$1,047K |
| | 33 Moynes Ave | Detached | 3 | 3 | 16 | \$899K | \$937K |
| | 58 Claymore Dr | Detached | 3 | 3 | 15 | \$1,220K | \$1,195K |
| 12 March, 2018 | 114 Edgecroft Rd | Detached | 2 | 3 | 22 | \$999K | \$880K |
| 13 March, 2018 | 925 Royal York Rd | Detached | 4 | 5 | 7 | \$2,399K | \$2,200K |
| 15 March, 2018 | 38 Bell Manor Dr | Townhouse | 3 | 4 | 27 | \$860K | \$847K |

Data

| Month, Day, Year of Sold Date | Address1 | Property Type | Bedrooms | Washrooms | Days on the Market | List Price | Sold Price |
|-------------------------------|--------------------|---------------|----------|-----------|--------------------|------------|------------|
| 16 March, 2018 | 61 Daniels St | Detached | 3 | 2 | 9 | \$1,299K | \$1,300K |
| 21 March, 2018 | 1 Sunnylea Ave W | Detached | 2 | 1 | 5 | \$999K | \$1,085K |
| 22 March, 2018 | 13 Eagle Rd | Detached | 2 | 2 | 10 | \$1,100K | \$1,105K |
| | 45 Eagle Rd | Detached | 2 | 1 | 8 | \$1,079K | \$1,125K |
| | 1041 Islington Ave | Detached | 3 | 2 | 8 | \$899K | \$900K |
| 25 March, 2018 | 23 Winston Grove | Detached | 3 | 5 | 40 | \$2,299K | \$2,200K |
| 26 March, 2018 | 48 Gardenvale Rd | Detached | 4 | 2 | 6 | \$1,198K | \$1,335K |
| 27 March, 2018 | 26 Yorkview Dr | Detached | 2 | 1 | 4 | \$875K | \$955K |
| 30 March, 2018 | 7 Leamington Ave | Detached | 3 | 3 | 11 | \$1,395K | \$1,360K |