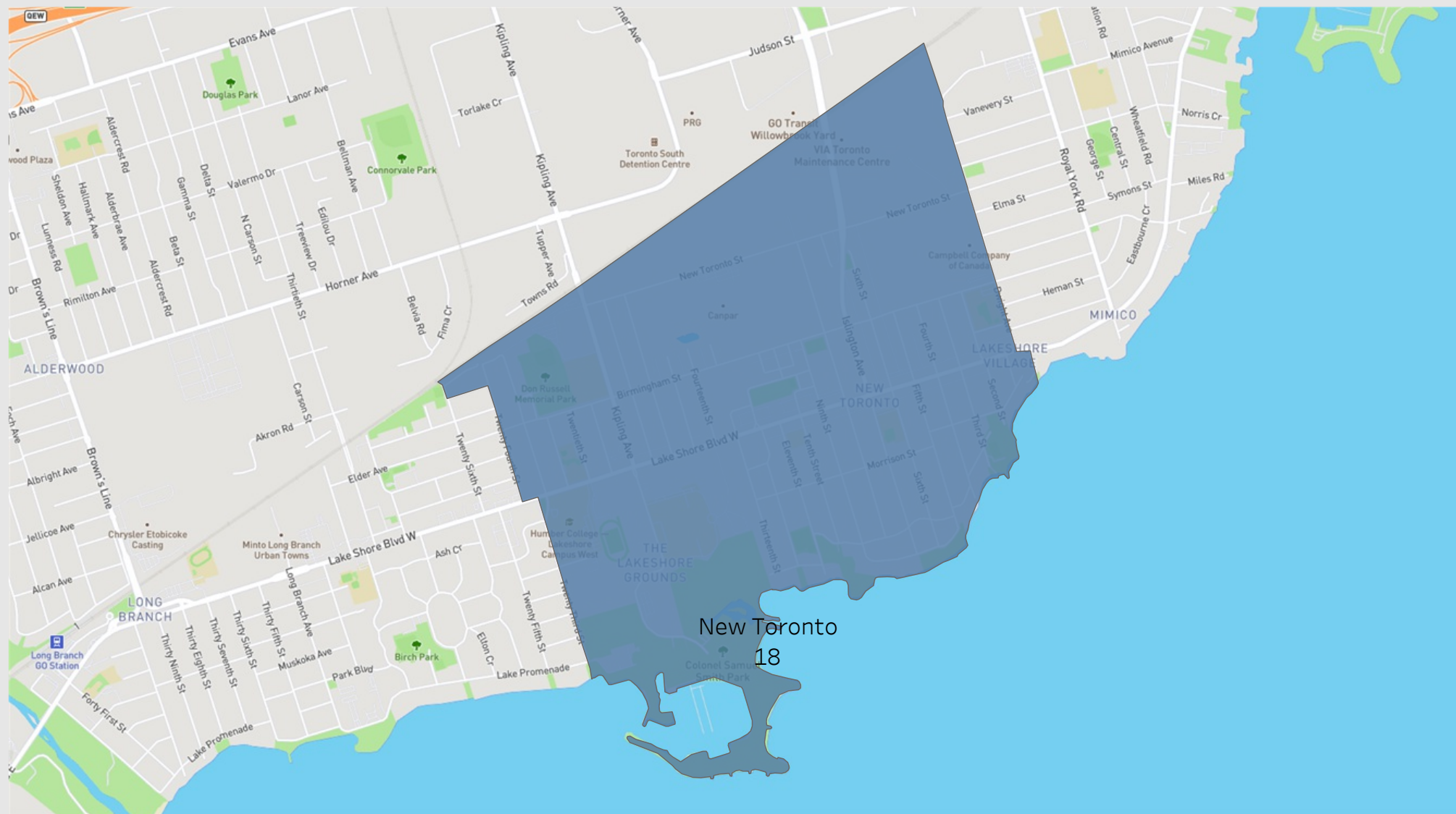
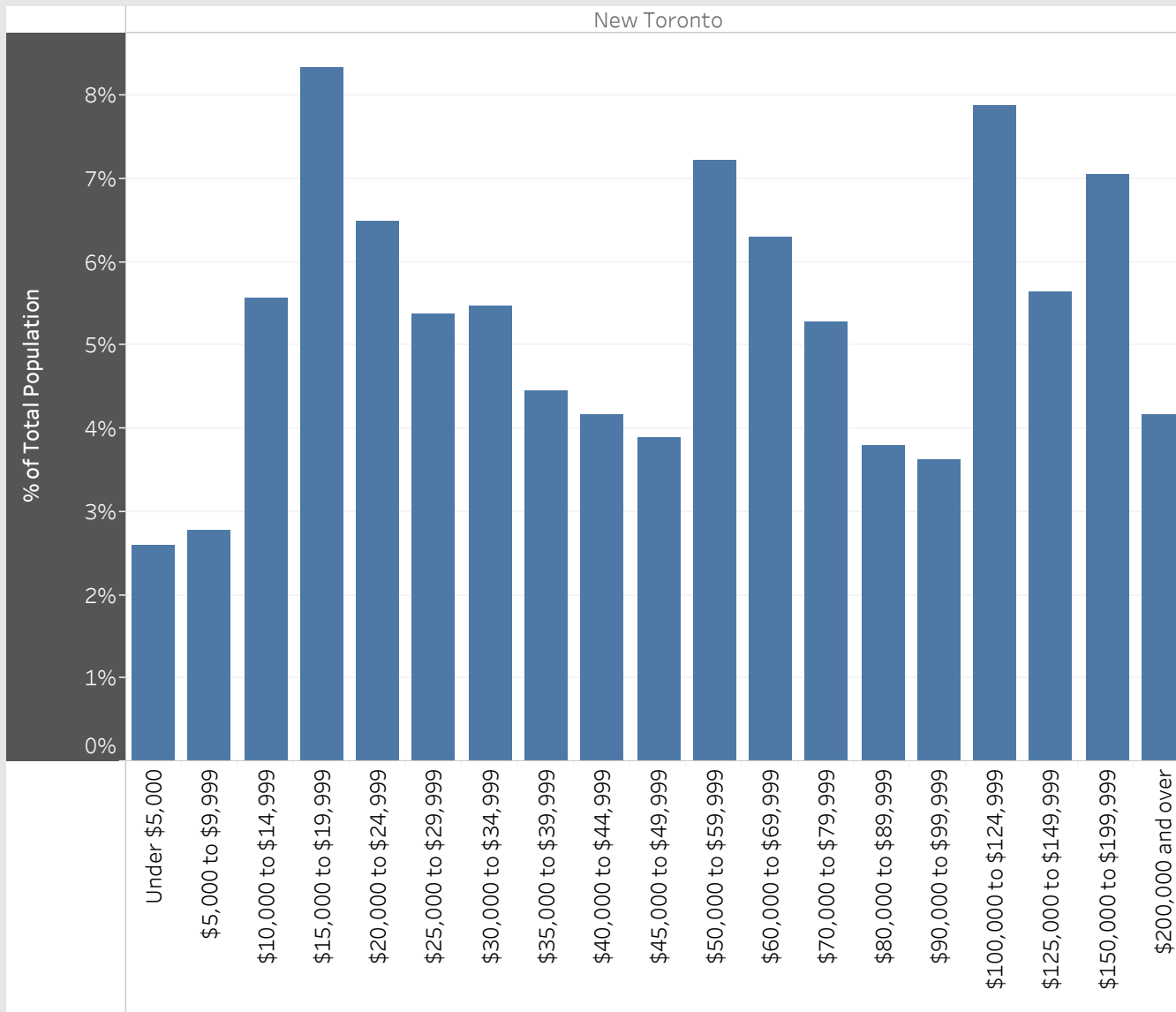


New Toronto
Neighbourhood Breakdown
July 1st, 2015 - March 31st, 2018

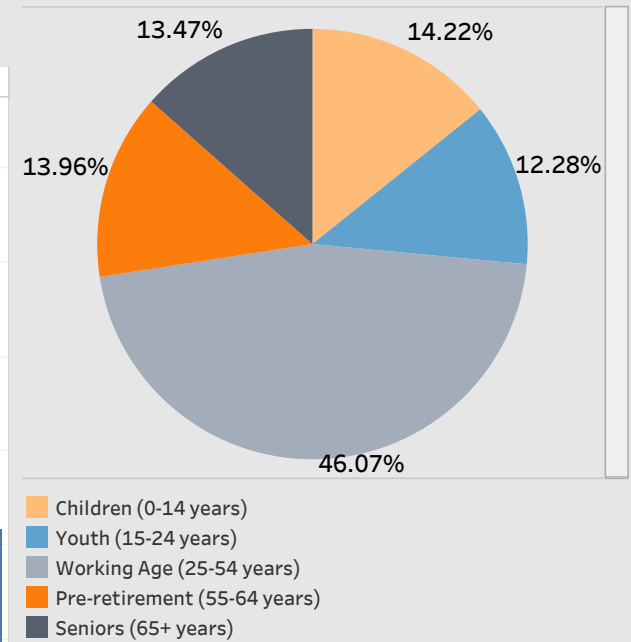


2016 StatsCan Data

Household Income in New Toronto



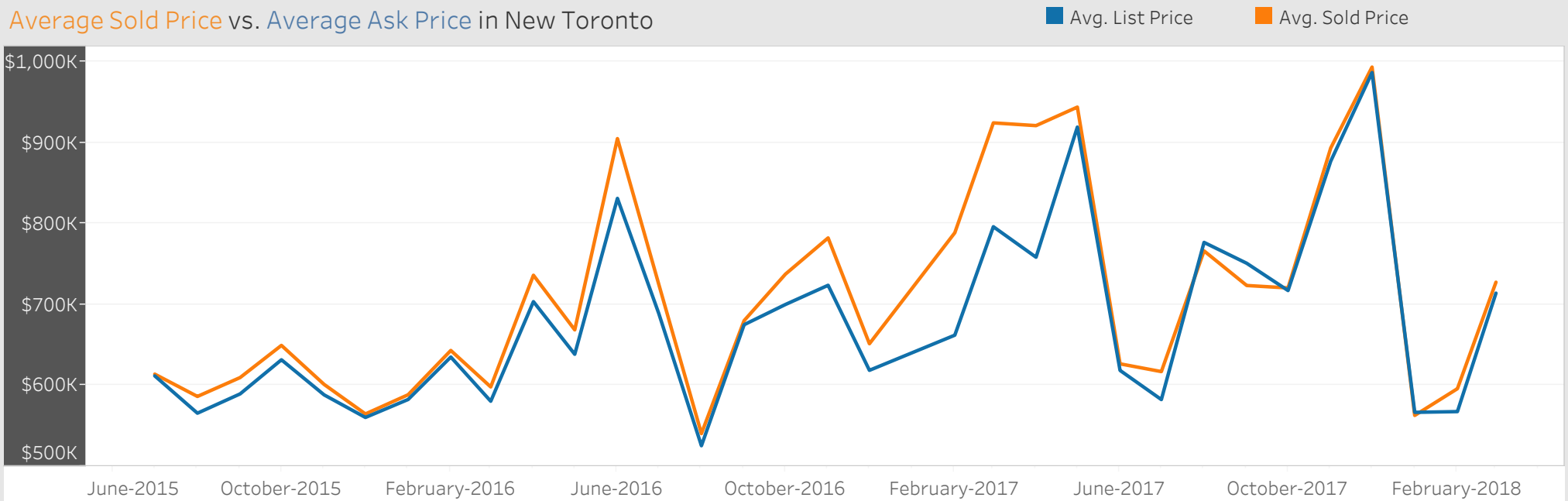
Age



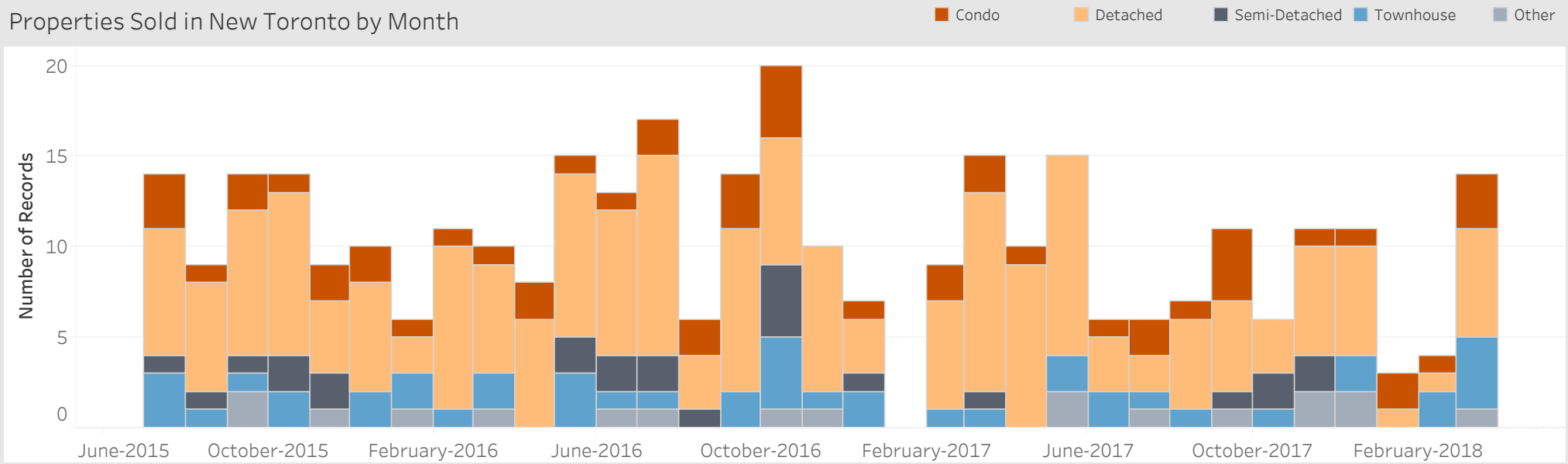
Visible Minorities

Not a visible minority	67.95%
Black	11.07%
South Asian	5.22%
Filipino	3.59%
Chinese	3.01%
Latin American	2.57%
Visible minority; n.i.e.	1.95%
Multiple visible minorities	1.59%
Southeast Asian	0.93%
Arab	0.84%
Japanese	0.58%
Korean	0.44%
West Asian	0.27%

Average Sold Price vs. Average Ask Price in New Toronto



Properties Sold in New Toronto by Month



Data

Month, Day, Year of Sold Date	Address1	Property Type	Bedrooms	Washrooms	Days on the Market	List Price	Sold Price
5 July, 2015	710, 4 Elsinore Path, Toronto	Condo	1	1	54	\$168K	\$162K
6 July, 2015	5, 159 Tenth St, Toronto	Townhouse	2	3	22	\$500K	\$490K
7 July, 2015	92 Fourth St, Toronto	Detached	3	3	33	\$710K	\$690K
8 July, 2015	Th2, 200 Twelfth St, Toronto	Townhouse	3	2	19	\$485K	\$479K
9 July, 2015	5 Sixteenth St, Toronto	Detached	2	2	1	\$569K	\$569K
	44 Emerald Cres, Toronto	Detached	4	6	49	\$1,150K	\$1,025K
	165 Sixth St, Toronto	Semi-Detached	3	2	27	\$440K	\$442K
12 July, 2015	603, 4 Elsinore Path, Toronto	Condo	1	1	12	\$250K	\$250K
13 July, 2015	33 Sixth St, Toronto	Detached	2	1	14	\$649K	\$650K
15 July, 2015	107, 4 Elsinore Path, Toronto	Condo	1	1	6	\$232K	\$232K
20 July, 2015	27 Eighth St, Toronto	Detached	2	1	8	\$450K	\$612K
21 July, 2015	43 Fifth St, Toronto	Detached	2	1	8	\$609K	\$660K
29 July, 2015	Th #4, 3000 Lake Shore Blvd, Toronto	Townhouse	2	3	17	\$549K	\$543K
31 July, 2015	1 Lake Shore Dr, Toronto	Detached	3	3	2	\$1,799K	\$1,785K
6 August, 2015	1113, 4 Elsinore Path, Toronto	Condo	1	1	14	\$250K	\$247K
11 August, 2015	51 Fourth St, Toronto	Detached	2	2	7	\$600K	\$655K
12 August, 2015	4 First St, Toronto	Detached	2	1	16	\$650K	\$600K
13 August, 2015	2 Sixteenth St, Toronto	Semi-Detached	3	2	10	\$640K	\$640K
	52 Seventeenth St, Toronto	Detached	3	2	16	\$490K	\$515K
17 August, 2015	84 Fifth St, Toronto	Detached	3	2	7	\$749K	\$835K
19 August, 2015	Th4, 161 Twelfth St, Toronto	Townhouse	2	3	10	\$510K	\$505K
21 August, 2015	63 Ninth St, Toronto	Detached	3	2	3	\$649K	\$730K
31 August, 2015	33 Seventeenth St, Toronto	Detached	2	2	25	\$549K	\$546K
1 September, 2015	21 Nineteenth St, Toronto	Detached	2	1	8	\$549K	\$535K
	150 Sixth St, Toronto	Other	6	3	14	\$799K	\$799K
10 September, 2015	78 Seventeenth St, Toronto	Other	4	4	12	\$789K	\$835K
12 September, 2015	404, 4 Elsinore Path, Toronto	Condo	1	1	25	\$250K	\$245K
14 September, 2015	37 Seventh St, Toronto	Detached	2	1	6	\$659K	\$693K

Data

Month, Day, Year of Sold Date	Address1	Property Type	Bedrooms	Washrooms	Days on the Market	List Price	Sold Price
19 September, 2015	373 Kipling Ave, Toronto	Detached	2	2	65	\$549K	\$535K
20 September, 2015	8, 161 Thirteenth St, Toronto	Townhouse	2	2	13	\$485K	\$508K
22 September, 2015	44 Fifth St, Toronto	Detached	2	2	6	\$649K	\$700K
	198 Sixth St, Toronto	Semi-Detached	2	1	7	\$525K	\$553K
23 September, 2015	17 Fourteenth St, Toronto	Detached	3	2	16	\$575K	\$573K
26 September, 2015	61 Eighth St, Toronto	Detached	3	3	18	\$800K	\$818K
28 September, 2015	T2, 165 Legion Rd, Toronto	Condo	1	2	29	\$369K	\$345K
29 September, 2015	26 Tenth St, Toronto	Detached	2	1	10	\$620K	\$750K
30 September, 2015	28 Sixth St, Toronto	Detached	3	1	8	\$629K	\$642K
2 October, 2015	77 Third St, Toronto	Detached	2	2	4	\$499K	\$621K
6 October, 2015	8 First St, Toronto	Detached	2	3	28	\$899K	\$871K
7 October, 2015	Ph13, 4 Elsinore Path, Toronto	Condo	1	1	14	\$260K	\$256K
8 October, 2015	106 Twenty Second St, Toronto	Detached	2	1	8	\$430K	\$471K
10 October, 2015	24 Twenty First St, Toronto	Detached	2	2	5	\$668K	\$662K
13 October, 2015	45 Thirteenth St, Toronto	Detached	4	4	8	\$939K	\$951K
14 October, 2015	7, 161 Thirteenth St, Toronto	Townhouse	2	3		\$499K	\$505K
15 October, 2015	15 Seventeenth St, Toronto	Detached	2	2	2	\$490K	\$498K
	35 Second St, Toronto	Semi-Detached	3	2	9	\$628K	\$612K
18 October, 2015	Th5, 3076 Lake Shore Blvd, Toronto	Townhouse	2	3	19	\$549K	\$549K
19 October, 2015	19 Fourteenth St, Toronto	Detached	1	2	1	\$499K	\$525K
20 October, 2015	88 Lake Shore Dr, Toronto	Detached	4	3	8	\$899K	\$1,013K
22 October, 2015	150 Fifth St, Toronto	Semi-Detached	3	2	8	\$750K	\$755K
29 October, 2015	105 Sixth St, Toronto	Detached	6	3	57	\$829K	\$800K
2 November, 2015	171 Sixth St, Toronto	Detached	3	2	15	\$589K	\$584K
	399 Kipling Ave, Toronto	Detached	2	2	77	\$575K	\$542K
4 November, 2015	39 Seventh St, Toronto	Detached	2	2	8	\$499K	\$515K
12 November, 2015	78 Fifth St, Toronto	Other		8	9	\$1,500K	\$1,599K
	1009, 4 Elsinore Path, Toronto	Condo	1	1	7	\$220K	\$212K

Data

Month, Day, Year of Sold Date	Address1	Property Type	Bedrooms	Washrooms	Days on the Market	List Price	Sold Price
17 November, 2015	105 Sixteenth St, Toronto	Detached	2	2	21	\$649K	\$640K
	501, 4 Elsinore Path, Toronto	Condo	1	1	14	\$220K	\$215K
22 November, 2015	105 Eighth St, Toronto	Semi-Detached	3	1	10	\$549K	\$631K
23 November, 2015	11 Fifteenth St, Toronto	Semi-Detached	3	2	8	\$490K	\$470K
5 December, 2015	139 Fifth St, Toronto	Detached	2	2	51	\$600K	\$585K
8 December, 2015	178 Lake Shore Dr, Toronto	Detached	3	1	9	\$500K	\$681K
10 December, 2015	54 Lake Shore Dr, Toronto	Detached	3	3	25	\$1,099K	\$972K
13 December, 2015	1 Seventeenth St, Toronto	Detached	2	2	7	\$400K	\$425K
17 December, 2015	271 Sixth St, Toronto	Townhouse	2	2	16	\$435K	\$415K
18 December, 2015	30A Third St, Toronto	Detached	2	2	11	\$720K	\$703K
20 December, 2015	62 Third St, Toronto	Detached	2	2	5	\$540K	\$595K
21 December, 2015	11, 3062 Lakeshore Blvd, Toronto	Townhouse	2	3	33	\$560K	\$525K
23 December, 2015	2240 Lakeshore Rd, Toronto	Condo	2	2	49	\$399K	\$392K
27 December, 2015	1313, 155 Legion Rd, Toronto	Condo	1	2	17	\$347K	\$350K
11 January, 2016	240 Sixth St, Toronto	Townhouse	2	1	43	\$425K	\$405K
14 January, 2016	14 Twelfth St, Toronto	Detached	2	2	3	\$695K	\$692K
18 January, 2016	Th 6, 3030 Lake Shore Blvd, Toronto	Townhouse	3	3	40	\$545K	\$537K
27 January, 2016	1312, 4 Elsinore Path	Condo	2	1	23	\$259K	\$250K
28 January, 2016	70 Tenth St	Detached	3	2	8	\$799K	\$844K
29 January, 2016	2 Jackson Rd	Other	5	3	8	\$770K	\$800K
4 February, 2016	506, 4 Elsinore Path	Condo	1	1	17	\$224K	\$220K
6 February, 2016	95 Tenth St	Detached	3	2	30	\$669K	\$660K
8 February, 2016	169 Islington Ave	Detached	3	3	8	\$550K	\$550K
9 February, 2016	95 Eleventh St	Detached	2	2	6	\$720K	\$707K
11 February, 2016	100 Lake Shore Dr	Detached	3	3	10	\$700K	\$770K
16 February, 2016	19 Thirteenth St	Detached	2	2	6	\$620K	\$692K
	405 Kipling Ave	Detached	4	3	11	\$600K	\$617K
22 February, 2016	29 Second St	Detached	3	3	11	\$839K	\$829K

Data

Month, Day, Year of Sold Date	Address1	Property Type	Bedrooms	Washrooms	Days on the Market	List Price	Sold Price
24 February, 2016	84 Tenth St	Detached	2	2	99	\$676K	\$660K
25 February, 2016	24 Fifth St	Detached	3	2	9	\$849K	\$849K
29 February, 2016	#6, 200 Tenth St	Townhouse	3	2	7	\$535K	\$518K
3 March, 2016	35 Tenth St	Detached	2	2	1	\$729K	\$741K
4 March, 2016	2, 201 Tenth St	Townhouse	2	2	3	\$530K	\$520K
	1302, 4 Elsinore Path	Condo	2	1	19	\$260K	\$255K
9 March, 2016	4, 161 Thirteenth St	Townhouse	2	3	7	\$500K	\$495K
10 March, 2016	30 Seventeenth St	Detached	3	2	3	\$600K	\$630K
12 March, 2016	319 Kipling Ave	Detached	3	2	11	\$669K	\$674K
15 March, 2016	92 Twenty Second St	Detached	2	2	20	\$540K	\$520K
16 March, 2016	177 Islington Ave	Other	6	3	7	\$799K	\$900K
30 March, 2016	42 Nineteenth St	Detached	3	2	8	\$634K	\$670K
	43 Sixteenth St	Detached	2	1	2	\$539K	\$572K
1 April, 2016	24 Twenty First St	Detached	2	2	1	\$739K	\$718K
4 April, 2016	713, 4 Elsinore Path	Condo	2	1	3	\$255K	\$253K
11 April, 2016	912, 4 Elsinore Path	Condo	2	1	33	\$265K	\$260K
18 April, 2016	41 Fourth St	Detached	2	2	6	\$630K	\$730K
19 April, 2016	58 Fifth St	Detached	3	3	18	\$990K	\$964K
20 April, 2016	79 Seventh St	Detached	2	2	7	\$699K	\$753K
	91 Seventh St	Detached	3	2	7	\$699K	\$759K
27 April, 2016	1 Seventh St	Detached	4	5	5	\$1,349K	\$1,451K
2 May, 2016	171 Islington Ave	Semi-Detached	3	2	4	\$499K	\$512K
6 May, 2016	25 Twenty Fourth St	Detached	4	4	16	\$1,089K	\$1,085K
	369 Kipling Ave	Detached	2	2	11	\$550K	\$551K
7 May, 2016	7, 130 Tenth St	Townhouse	3	2	1	\$530K	\$561K
8 May, 2016	37 Seventh St	Detached	2	1	5	\$699K	\$770K
	1208, 4 Elsinore Path	Condo	1	1	3	\$251K	\$251K
9 May, 2016	68 Eleventh St	Detached	3	2	7	\$799K	\$857K

Data

Month, Day, Year of Sold Date	Address1	Property Type	Bedrooms	Washrooms	Days on the Market	List Price	Sold Price
12 May, 2016	212 Sixth St	Semi-Detached	2	1	1	\$449K	\$429K
	265 Sixth St	Townhouse	3	2	10	\$449K	\$435K
13 May, 2016	23 Second St	Detached	3	2	3	\$850K	\$938K
17 May, 2016	56 Sixth St	Detached	2	2	7	\$899K	\$935K
18 May, 2016	61 Sixth St	Detached	2	3	6	\$649K	\$803K
19 May, 2016	41 Eighth St	Detached	2	2	6	\$700K	\$700K
20 May, 2016	343 Kipling Ave	Detached	4	3	2	\$629K	\$610K
31 May, 2016	5, 130 Tenth St	Townhouse	2	3	7	\$530K	\$588K
2 June, 2016	1006, 4 Elsinore Path	Condo	1	1	20	\$230K	\$227K
4 June, 2016	4 Sixteenth St	Semi-Detached	3	4	6	\$850K	\$799K
5 June, 2016	74 Eleventh St	Detached	3	2	10	\$729K	\$766K
7 June, 2016	26 Eighth St	Semi-Detached	3	1	8	\$649K	\$902K
9 June, 2016	6, 160 Tenth St	Townhouse	2	3	14	\$540K	\$569K
13 June, 2016	108 Ninth St	Detached	2	2	4	\$650K	\$960K
19 June, 2016	199 Islington Ave	Other	8	5	3	\$998K	\$998K
22 June, 2016	32 Fourth St	Detached	2	2	28	\$900K	\$879K
	119 Ninth St	Detached	3	3	13	\$779K	\$768K
24 June, 2016	23 Lake Shore Dr	Detached	2	1	9	\$1,750K	\$1,850K
	118 Sixteenth St	Detached	2	3	11	\$699K	\$698K
27 June, 2016	49 Emerald Cres	Detached	4	4	6	\$1,250K	\$1,429K
29 June, 2016	163 Lake Shore Dr	Detached	2	2	7	\$779K	\$920K
4 July, 2016	5 Sixteenth St	Detached	2	2	4	\$690K	\$685K
9 July, 2016	52 Tenth St	Detached	3	3	16	\$1,129K	\$1,115K
19 July, 2016	113 Twenty Second St	Detached	3	5	13	\$1,239K	\$1,195K
	181 Sixth St	Semi-Detached	2	1	13	\$450K	\$524K
20 July, 2016	50 Second St	Semi-Detached	3	1	7	\$549K	\$627K
21 July, 2016	46 Garnett Janes Rd	Townhouse	3	2	2	\$540K	\$574K
24 July, 2016	227 Islington Ave	Detached	3	3	34	\$719K	\$702K

Data

Month, Day, Year of Sold Date	Address1	Property Type	Bedrooms	Washrooms	Days on the Market	List Price	Sold Price
25 July, 2016	59 Fifteenth St	Detached	2	1	14	\$499K	\$525K
	78 Twelfth St	Detached	3	1	4	\$749K	\$798K
	169 Islington Ave	Detached	3	3	7	\$799K	\$930K
	200 Lake Shore Dr	Detached	2	3	18	\$868K	\$1,078K
26 July, 2016	6 Twelfth St	Detached	3	2	7	\$660K	\$779K
27 July, 2016	103, 41 Lake Shore Dr	Other	2	1	35	\$354K	\$338K
28 July, 2016	116 Seventh St	Detached	3	3	14	\$699K	\$770K
	505, 4 Elsinore Path	Condo	0	1	10	\$199K	\$199K
29 July, 2016	55 Eighth St	Detached	3	4	39	\$1,349K	\$1,270K
	1314, 4 Elsinore Path	Condo	1	1	30	\$216K	\$213K
8 August, 2016	1014, 4 Elsinore Path	Condo	1	1	17	\$227K	\$225K
15 August, 2016	99 Seventeenth St	Detached	2	2	6	\$599K	\$595K
	112 Sixteenth St	Detached	3	2	7	\$600K	\$587K
18 August, 2016	95 Third St	Semi-Detached	3	3	7	\$700K	\$740K
31 August, 2016	78 Third St	Detached	2	2	6	\$659K	\$735K
	512, 760 The Queensway	Condo	2	2	51	\$365K	\$358K
3 September, 2016	14 15th St	Detached	4	1	3	\$550K	\$543K
9 September, 2016	14 Fourth St	Detached	2	2	56	\$900K	\$875K
13 September, 2016	119 Twenty Second St	Detached	2	1	1	\$499K	\$480K
16 September, 2016	4, 191 Twelfth St	Townhouse	2	2	9	\$539K	\$600K
19 September, 2016	10 Fourteenth St	Detached	5	2	7	\$630K	\$681K
	601, 4 Elsinore Path	Condo	1	1	21	\$230K	\$226K
20 September, 2016	87 Fourth St	Detached	2	2	8	\$699K	\$775K
21 September, 2016	8, 3062 Lakeshore Blvd W	Townhouse	2	3	15	\$590K	\$605K
	1805, 16 Brookers Lane	Condo	1	1	22	\$352K	\$345K
23 September, 2016	26A Twenty First St	Detached	3	2	4	\$780K	\$760K
24 September, 2016	607, 4 Elsinore Path	Condo	1	1	36	\$253K	\$248K
26 September, 2016	9 Lake Shore Dr	Detached	3	3	34	\$2,325K	\$2,225K

Data

Month, Day, Year of Sold Date	Address1	Property Type	Bedrooms	Washrooms	Days on the Market	List Price	Sold Price
27 September, 2016	22 Sixteenth St	Detached	2	2	1	\$600K	\$611K
30 September, 2016	1 Seventeenth St	Detached	2	2	23	\$499K	\$542K
1 October, 2016	55 Fifteenth St	Detached	2	2	15	\$640K	\$640K
3 October, 2016	10 First St	Detached	2	1	7	\$549K	\$750K
	74 Twelfth St	Detached	2	1	6	\$629K	\$665K
	88 Fifth St	Detached	3	2	7	\$749K	\$749K
	192 Sixth St	Semi-Detached	2	3	10	\$499K	\$551K
4 October, 2016	3506, 1 Palace Pier Crt	Condo	2	3	25	\$1,050K	\$1,035K
6 October, 2016	3, 129 Tenth St	Townhouse	2	3	7	\$549K	\$620K
8 October, 2016	115 Eighth St	Other	8	10	3	\$2,025K	\$2,100K
12 October, 2016	44 Emerald Cres	Detached	4	6	8	\$950K	\$1,250K
	Th4, 170 Twelfth St	Townhouse	3	2	13	\$595K	\$545K
13 October, 2016	1, 161 Thirteenth St	Townhouse	2	3	8	\$514K	\$540K
	28 Second St	Detached	3	3	9	\$949K	\$1,000K
17 October, 2016	95 Eighth St	Semi-Detached	3	2	24	\$748K	\$748K
18 October, 2016	84 Third St N	Detached	3	3	26	\$977K	\$950K
20 October, 2016	194 Sixth St	Semi-Detached	2	2	14	\$579K	\$575K
21 October, 2016	1011, 4 Elsinore Path	Condo	2	1	8	\$263K	\$270K
22 October, 2016	703, 4 Elsinore Path	Condo	2	1	9	\$260K	\$263K
24 October, 2016	1114, 4 Elsinore Path	Condo	1	1	2	\$229K	\$228K
26 October, 2016	1, 141 Thirteenth St	Townhouse	2	3	14	\$550K	\$586K
30 October, 2016	212 Sixth St	Semi-Detached	2	2	10	\$690K	\$680K
1 November, 2016	90 Seventh St	Detached	3	3	8	\$900K	\$1,015K
3 November, 2016	15, 48 Garnett Janes Rd	Townhouse	3	2	7	\$550K	\$575K
5 November, 2016	116 Seventeenth St	Detached	2	2	10	\$499K	\$521K
8 November, 2016	11 Eleventh St	Detached	2	2	8	\$750K	\$825K
9 November, 2016	54 Third St	Detached	2	2	8	\$750K	\$805K
10 November, 2016	73 Fourth St	Detached	2	2	4	\$699K	\$873K

Data

Month, Day, Year of Sold Date	Address1	Property Type	Bedrooms	Washrooms	Days on the Market	List Price	Sold Price
17 November, 2016	37 Fifteenth St	Other	5	3	33	\$1,000K	\$935K
23 November, 2016	165 Fifth St	Detached	2	2	6	\$699K	\$770K
26 November, 2016	363 Kipling Ave	Detached	2	2	11	\$489K	\$475K
29 November, 2016	4 Second St	Detached	3	2	8	\$899K	\$1,027K
1 December, 2016	3, 3076 Lake Shore Blvd W	Townhouse	2	3	1	\$600K	\$714K
	21 Toffee Crt	Detached	3	2	8	\$600K	\$589K
	82 Ninth St	Detached	3	3	15	\$839K	\$849K
	250 Sixth St	Semi-Detached	5	4	7	\$599K	\$585K
5 December, 2016	1, 130 Tenth St	Townhouse	2	2	7	\$550K	\$666K
11 December, 2016	18 Eighth St	Detached	3	1	10	\$875K	\$891K
15 December, 2016	1012, 4 Elsinore Path	Condo	2	1	10	\$265K	\$264K
1 February, 2017	109 Twenty Second St	Detached	2	1	0	\$500K	\$575K
8 February, 2017	510, 4 Elsinore Path	Condo	1	1	21	\$235K	\$230K
10 February, 2017	112 Lake Shore Dr	Detached	3	4	95	\$1,539K	\$1,525K
13 February, 2017	71 Tenth St	Detached	3	3	5	\$950K	\$1,115K
14 February, 2017	240 Sixth St	Townhouse	2	1	13	\$499K	\$470K
16 February, 2017	89 Fourth St	Detached	3	4	1	\$999K	\$1,350K
22 February, 2017	408, 4 Elsinore Path	Condo	1	1	10	\$259K	\$315K
27 February, 2017	10 Nineteenth St	Detached	4	3	6	\$500K	\$780K
	71 Sixteenth St	Detached	3	2	7	\$475K	\$736K
6 March, 2017	84 Seventeenth St	Detached	2	2	7	\$599K	\$872K
	140 Fourth St	Detached	3	3	6	\$799K	\$800K
	147 Sixth St	Semi-Detached	4	2	7	\$750K	\$1,200K
7 March, 2017	14 Eighth St	Detached	3	2	6	\$999K	\$1,200K
	1113, 4 Elsinore Path	Condo	2	1	7	\$300K	\$335K
8 March, 2017	2, 3062 Lake Shore Blvd W	Townhouse	2	3	6	\$649K	\$786K
9 March, 2017	7 Thirteenth St	Detached	2	1	1	\$700K	\$962K
12 March, 2017	44 Fifth St	Detached	4	4	4	\$1,499K	\$1,560K

Data

Month, Day, Year of Sold Date	Address1	Property Type	Bedrooms	Washrooms	Days on the Market	List Price	Sold Price
13 March, 2017	15 Nineteenth St	Detached	4	2	6	\$900K	\$900K
	42 Sixteenth St	Detached	3	2	4	\$599K	\$751K
15 March, 2017	106 Fifth St	Detached	3	4	4	\$1,149K	\$1,380K
21 March, 2017	804, 4 Elsinore Path	Condo	2	1	1	\$299K	\$355K
23 March, 2017	70 Second St	Detached	2	2	7	\$800K	\$780K
27 March, 2017	4 Seventeenth St	Detached	5	3	25	\$998K	\$955K
	16 Eighth St	Detached	3	2	7	\$899K	\$1,030K
4 April, 2017	31 Third St	Detached	2	1	8	\$730K	\$960K
6 April, 2017	43 Seventeenth St	Detached	2	2	6	\$599K	\$908K
10 April, 2017	86 Tenth St	Detached	2	1	10	\$700K	\$770K
11 April, 2017	13 Ninth St	Detached	2	2	8	\$849K	\$921K
	18 Tenth St	Detached	3	1	7	\$899K	\$1,340K
	21 Nineteenth St	Detached	2	1	6	\$699K	\$806K
12 April, 2017	85 Eleventh St	Detached	3	2	8	\$899K	\$999K
22 April, 2017	63 Fourth St	Detached	2	2	3	\$688K	\$830K
25 April, 2017	608, 4 Elsinore Path	Condo	1	1	6	\$320K	\$326K
29 April, 2017	54 Fifth St	Detached	4	3	3	\$1,199K	\$1,350K
2 May, 2017	77 Twenty Second St	Detached	2	1	7	\$600K	\$715K
3 May, 2017	5 Eleventh St	Detached	4	4	8	\$2,889K	\$2,720K
4 May, 2017	28 Seventh St	Detached	2	2	4	\$850K	\$975K
5 May, 2017	70 Eighth St	Detached	2	2	8	\$800K	\$950K
8 May, 2017	6 First St	Other	4	3	5	\$825K	\$825K
9 May, 2017	5, 129 Tenth St	Townhouse	2	2	4	\$599K	\$625K
10 May, 2017	41 Sixth St	Detached	3	2	12	\$699K	\$705K
11 May, 2017	207 Islington Ave	Other	3	4	29	\$1,000K	\$890K
13 May, 2017	5, 191 Twelfth St	Townhouse	2	3	9	\$590K	\$675K
15 May, 2017	19 Maple Blvd	Detached	3	2	7	\$850K	\$981K
16 May, 2017	47 Seventeenth St	Detached	2	2	8	\$699K	\$775K

Data

Month, Day, Year of Sold Date	Address1	Property Type	Bedrooms	Washrooms	Days on the Market	List Price	Sold Price
17 May, 2017	28 Sixth St	Detached	3	1	7	\$888K	\$888K
23 May, 2017	38 Fourth St	Detached	2	1	8	\$800K	\$750K
25 May, 2017	150A Fifth St	Detached	3	3	9	\$700K	\$760K
31 May, 2017	112 Thirteenth St	Detached	3	3	23	\$1,000K	\$925K
1 June, 2017	81 Sixth St	Detached	2	1	29	\$775K	\$763K
7 June, 2017	23 Thirteenth St	Detached	2	2	5	\$870K	\$850K
9 June, 2017	601, 4 Elsinore Path	Condo	1	1	11	\$250K	\$305K
17 June, 2017	1, 160 Tenth St	Townhouse	2	2	11	\$599K	\$670K
20 June, 2017	86 Fifth St	Detached	3	3	20	\$950K	\$905K
	505, 4 Elsinore Path	Townhouse	0	1	13	\$265K	\$265K
2 July, 2017	67 Eleventh St	Detached	3	2	4	\$1,000K	\$1,100K
7 July, 2017	507, 4 Elsinore Path	Condo	1	1	17	\$329K	\$335K
14 July, 2017	4, 161 Thirteenth St	Townhouse	2	3	10	\$600K	\$703K
18 July, 2017	604, 41 Lake Shore Dr	Other	1	1	43	\$345K	\$380K
27 July, 2017	3 Twenty Sixth St	Detached	5	3	34	\$859K	\$815K
28 July, 2017	303, 3069 Lake Shore Blvd W	Condo	1	1	9	\$360K	\$367K
2 August, 2017	117 Ninth St	Detached	3	3	21	\$1,050K	\$987K
3 August, 2017	814, 4 Elsinore Path	Condo	1	1	30	\$300K	\$295K
9 August, 2017	44 Thirteenth St	Detached	3	2	35	\$899K	\$880K
11 August, 2017	11 Fourteenth St	Detached	3	1	33	\$599K	\$560K
18 August, 2017	1, 200 Tenth St	Townhouse	2	2	21	\$600K	\$615K
23 August, 2017	70 Eleventh St	Detached	3	2	2	\$900K	\$945K
	73B Sixteenth St	Detached	3	4	8	\$1,088K	\$1,080K
1 September, 2017	1213, 4 Elsinore Path	Condo	2	1	56	\$348K	\$335K
7 September, 2017	9 Twenty Second St	Detached	2	2	86	\$725K	\$695K
12 September, 2017	231 Lake Shore Dr	Detached	4	3	6	\$1,988K	\$1,910K
22 September, 2017	45 Seventh St	Detached	2	3	36	\$740K	\$670K
	96 Eighth St	Semi-Detached	3	2	10	\$859K	\$850K

Data

Month, Day, Year of Sold Date	Address1	Property Type	Bedrooms	Washrooms	Days on the Market	List Price	Sold Price
23 September, 2017	302, 2087 Lake Shore Blvd Blvd W	Condo	1	1	18	\$380K	\$380K
25 September, 2017	54 Twelfth St	Detached	2	2	18	\$700K	\$670K
	95 Tenth St	Detached	3	2	6	\$740K	\$690K
	812, 4 Elsinore Path	Condo	2	1	32	\$360K	\$355K
28 September, 2017	2307, 155 Legion Rd N	Condo	1	2	6	\$450K	\$450K
29 September, 2017	36 Second St	Other	6	3	3	\$968K	\$950K
10 October, 2017	50 Twenty First St	Detached	3	2	28	\$779K	\$738K
14 October, 2017	204 Sixth St	Semi-Detached	2	2	2	\$549K	\$539K
15 October, 2017	104 Eighth St	Semi-Detached	3	2	4	\$840K	\$828K
24 October, 2017	66 Seventh St	Detached	3	1	5	\$700K	\$812K
25 October, 2017	3, 200 Twelfth St	Townhouse	3	2	2	\$639K	\$635K
28 October, 2017	171 Sixth St	Detached	3	2	11	\$795K	\$769K
1 November, 2017	15 Fifth St	Semi-Detached	3	3	7	\$869K	\$985K
	32 Seventh St	Detached	2	1	6	\$750K	\$825K
9 November, 2017	52 Second St	Semi-Detached	3	2	6	\$699K	\$775K
10 November, 2017	327 Kipling Ave	Detached	2	2	50	\$550K	\$516K
11 November, 2017	801, 4 Elsinore Path	Condo	1	1	8	\$299K	\$310K
13 November, 2017	64 Eleventh St	Detached	3	2	6	\$1,179K	\$1,200K
14 November, 2017	174 Lake Shore Dr	Detached	3	4	6	\$1,349K	\$1,406K
17 November, 2017	506, 41 Lake Shore Dr	Other	2	1	1	\$429K	\$424K
20 November, 2017	32 Twelfth St	Other	3	8	13	\$2,000K	\$1,950K
26 November, 2017	20 Fifteenth St	Detached	2	2	3	\$675K	\$660K
30 November, 2017	58 Eighth St	Detached	3	3	17	\$849K	\$775K
1 December, 2017	277 Sixth St	Townhouse	2	2	32	\$416K	\$385K
2 December, 2017	118 Seventh St	Detached	2	2	7	\$720K	\$720K
3 December, 2017	2971 Lake Shore Blvd W	Other	3	8	228	\$1,880K	\$1,725K
4 December, 2017	178 Lake Shore Dr	Detached	4	4	6	\$1,500K	\$1,612K
	505, 41 Lake Shore Dr	Other	2	1	5	\$437K	\$437K

Data

Month, Day, Year of Sold Date	Address1	Property Type	Bedrooms	Washrooms	Days on the Market	List Price	Sold Price
5 December, 2017	105, 4 Elsinore Path	Condo	0	1	8	\$279K	\$305K
11 December, 2017	149 Islington Ave	Detached	3	2	14	\$749K	\$734K
14 December, 2017	73 Eighth St	Detached	4	2	29	\$1,198K	\$1,140K
15 December, 2017	1, 170 Twelfth St	Townhouse	2	2	1	\$650K	\$660K
	8 Third St	Detached	3	3	8	\$750K	\$935K
16 December, 2017	127 Lake Shore Dr	Detached	3	4	47	\$2,275K	\$2,275K
8 January, 2018	202, 3069 Lake Shore Blvd W	Condo	1	1	0	\$400K	\$411K
10 January, 2018	907, 4 Elsinore Path	Condo	1	1	2	\$349K	\$350K
23 January, 2018	17 Eighth St	Detached	2	2	42	\$950K	\$926K
20 February, 2018	100 Fifth St	Detached	2	2	5	\$750K	\$858K
21 February, 2018	33, 120 Twenty Fourth St	Townhouse	2	2	5	\$580K	\$577K
26 February, 2018	17, 10 Carnation Ave	Townhouse	2	2	14	\$579K	\$577K
	404, 4 Elsinore Path	Condo	2	1	7	\$360K	\$370K
1 March, 2018	813, 4 Elsinore Path	Condo	2	1	19	\$359K	\$350K
5 March, 2018	227 Sixth St	Townhouse	2	1	5	\$530K	\$688K
6 March, 2018	291 Sixth St	Townhouse	3	2	6	\$580K	\$650K
11 March, 2018	154 Fifth St	Detached	2	2	10	\$769K	\$753K
12 March, 2018	22 Sixteenth St	Detached	4	5	26	\$1,225K	\$1,200K
13 March, 2018	189 Sixth St	Detached	3	2	12	\$900K	\$881K
15 March, 2018	251 Sixth St	Townhouse	3	2	7	\$400K	\$475K
16 March, 2018	609, 4 Elsinore Path	Condo	1	1	9	\$325K	\$305K
17 March, 2018	84 Lake Shore Dr	Detached	2	2	11	\$1,299K	\$1,318K
23 March, 2018	33 Twenty Fourth St	Other	6	3	10	\$1,188K	\$1,165K
28 March, 2018	75 Twenty-Second St	Detached	3	2	42	\$699K	\$634K
	706, 4 Elsinore Path	Condo	1	1	1	\$320K	\$331K
29 March, 2018	18, 10 Carnation Ave	Townhouse	2	3	2	\$549K	\$613K
31 March, 2018	163 Fifth St	Detached	3	2	71	\$850K	\$820K