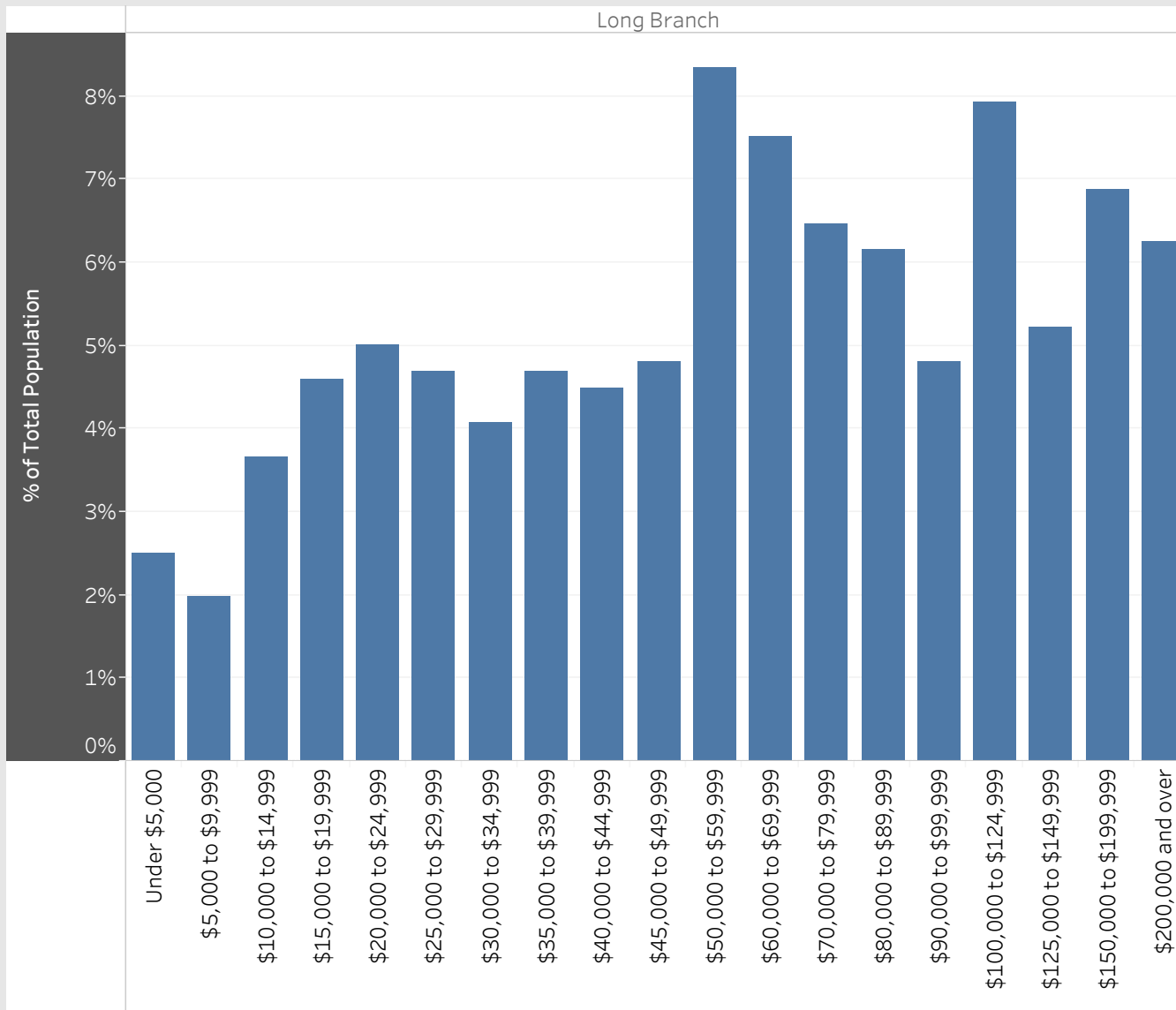


Long Branch
Neighbourhood Breakdown
July 1st, 2015 - March 31st, 2018

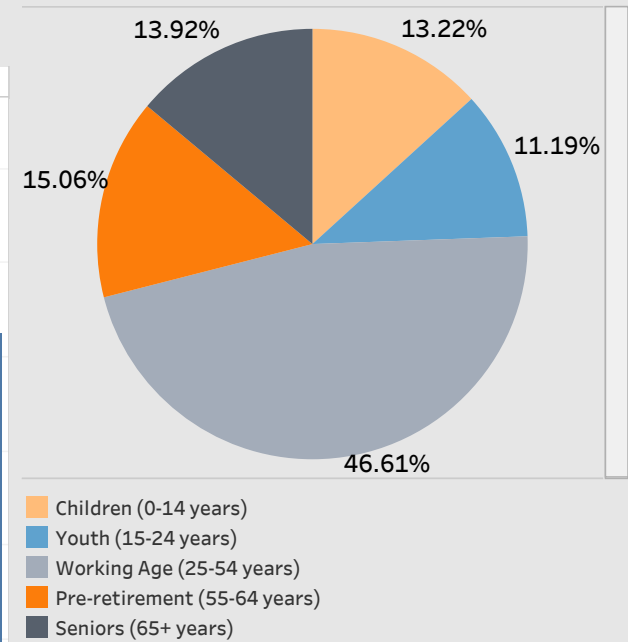


2016 StatsCan Data

Household Income in Long Branch



Age

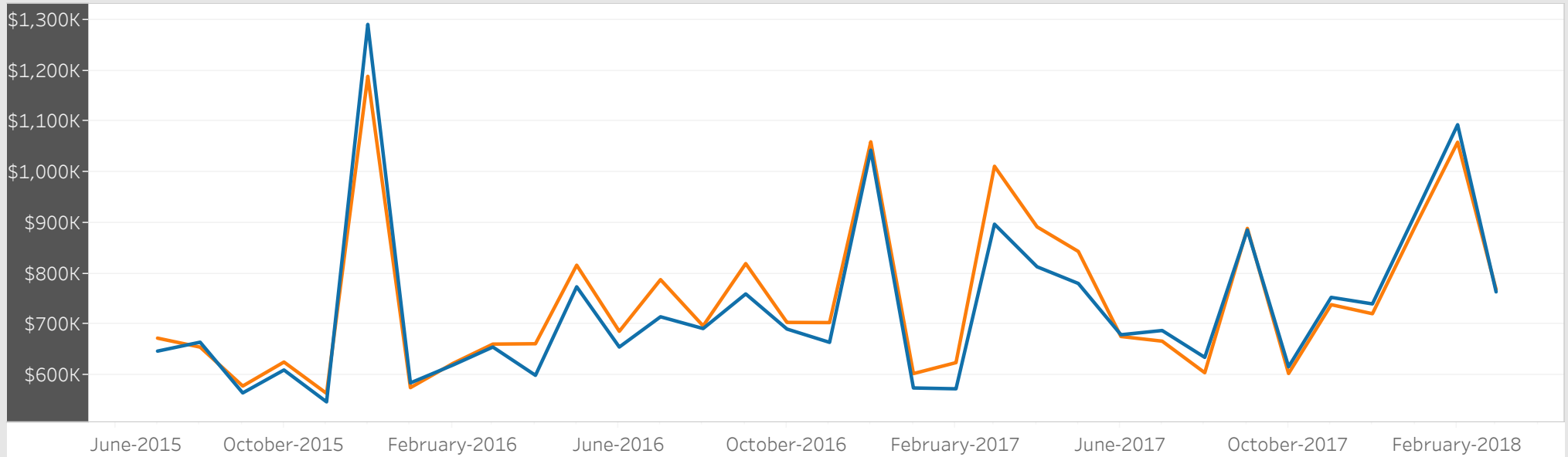


Visible Minorities

Not a visible minority	77.18%
Black	4.67%
Filipino	4.08%
South Asian	3.28%
Latin American	2.54%
Visible minority; n.i.e.	2.24%
Chinese	1.99%
Southeast Asian	1.24%
West Asian	1.04%
Multiple visible minorities	0.85%
Arab	0.55%
Japanese	0.20%
Korean	0.15%

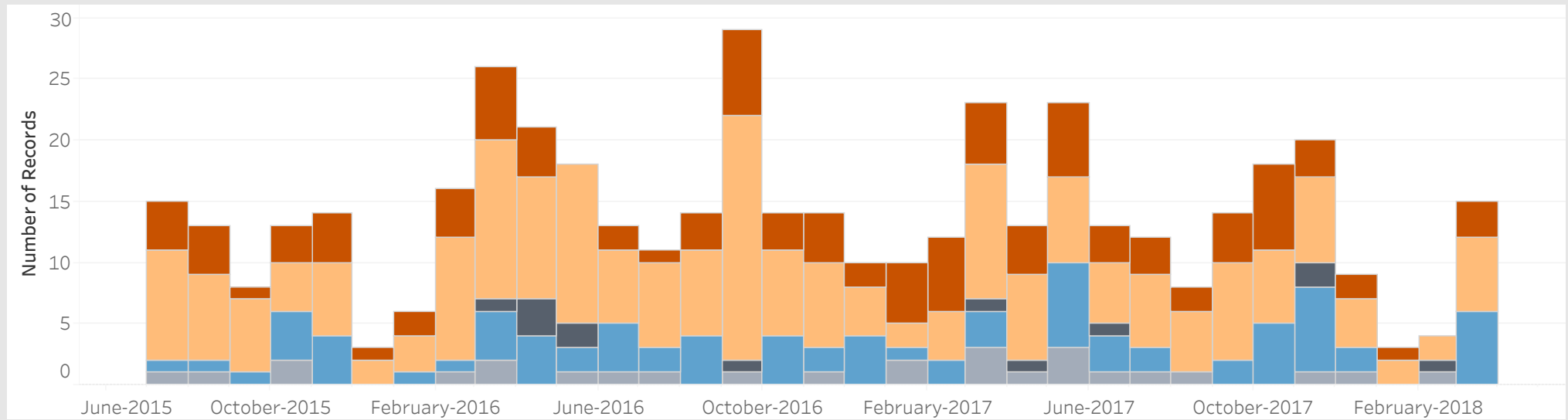
Average Sold Price vs. Average Ask Price in Long Branch

■ Avg. List Price ■ Avg. Sold Price



Properties Sold in Long Branch by Month

■ Condo ■ Detached ■ Semi-Detached ■ Townhouse ■ Other



Data

Month, Day, Year of Sold Date	Address1	Property Type	Bedrooms	Washrooms	Days on the Market	List Price	Sold Price
5 July, 2015	413, 3865 Lakeshore Blvd, Toronto	Condo	1	1	66	\$310K	\$300K
8 July, 2015	12 Phlox Ave, Toronto	Detached	3	3	28	\$660K	\$625K
	92 Thirty-Sixth St, Toronto	Detached	3	2	7	\$460K	\$552K
9 July, 2015	103, 3835 Lake Shore Blvd, Toronto	Condo	3	2	49	\$275K	\$274K
13 July, 2015	504, 3621 Lakeshore Blvd, Toronto	Other	1	1	47	\$149K	\$150K
14 July, 2015	68 Thirtieth St, Toronto	Detached	3	2	49	\$599K	\$600K
15 July, 2015	76 Thirty Ninth St, Toronto	Detached	3	2	1	\$748K	\$740K
16 July, 2015	603, 3865 Lake Shore Blvd, Toronto	Condo	1	2	9	\$400K	\$399K
17 July, 2015	610, 3845 Lake Shore Blvd, Toronto	Condo	2	1	8	\$280K	\$287K
19 July, 2015	5, 10 Carnation Ave, Toronto	Townhouse	2	3	35	\$439K	\$420K
20 July, 2015	17 Garden Pl, Toronto	Detached	1	2	47	\$580K	\$550K
	44 Twenty-Sixth St, Toronto	Detached	3	2	32	\$609K	\$644K
29 July, 2015	8 City Rd, Toronto	Detached	3	4	14	\$1,150K	\$1,150K
30 July, 2015	1 Lake Promenade , Toronto	Detached	4	6	15	\$2,050K	\$2,400K
	72 Thirty Fifth St, Toronto	Detached	3	2	1	\$999K	\$1,000K
1 August, 2015	26 Branch Ave, Toronto	Detached	3	3	27	\$749K	\$730K
	39 Twenty Fifth St, Toronto	Detached	5	4	31	\$1,089K	\$1,015K
5 August, 2015	48, 20 Carnation Ave, Toronto	Townhouse	2	3	23	\$414K	\$417K
13 August, 2015	85 Lake Promenade , Toronto	Detached	4	3	39	\$1,850K	\$1,805K
	703, 3563 Lake Shore Blvd, Toronto	Condo	1	1	102	\$390K	\$384K
14 August, 2015	57 Twenty Sixth St, Toronto	Detached	2	2	3	\$550K	\$600K
17 August, 2015	31 Ash Cres, Toronto	Detached	4	4	33	\$1,099K	\$1,050K
	202, 3563 Lake Shore Blvd, Toronto	Condo	1	1	69	\$358K	\$358K
18 August, 2015	216, 3400 Lake Shore Blvd, Toronto	Condo	1	2	15	\$389K	\$385K
19 August, 2015	34 Exmoor Dr, Toronto	Detached	3	5	44	\$799K	\$801K
20 August, 2015	72 Twenty Fourth St, Toronto	Detached	3	1	9	\$500K	\$520K
21 August, 2015	112, 3841 Lake Shore Blvd, Toronto	Condo	2	1	3	\$240K	\$243K
27 August, 2015	110, 3625 Lakeshore Blvd, Toronto	Other	2	1	64	\$215K	\$208K

Data

Month, Day, Year of Sold Date	Address1	Property Type	Bedrooms	Washrooms	Days on the Market	List Price	Sold Price
2 September, 2015	75 Fairfield Ave, Toronto	Detached	3	4	78	\$675K	\$660K
14 September, 2015	32 Long Branch Ave, Toronto	Detached	2	3	5	\$799K	\$851K
	46, 20 Carnation Ave, Toronto	Townhouse	2	3	6	\$490K	\$486K
18 September, 2015	63 Laburnham Ave, Toronto	Detached	3	1	12	\$500K	\$487K
21 September, 2015	6 Crystal Cres, Toronto	Detached	2	1	8	\$560K	\$650K
	20 Thirty-Second St, Toronto	Detached	2	1	78	\$550K	\$550K
	24 Nineteenth St, Toronto	Detached	2	2	7	\$549K	\$550K
30 September, 2015	411, 3563 Lake Shore Blvd, Toronto	Condo	1	1	80	\$396K	\$394K
1 October, 2015	26 Twenty Second St, Toronto	Other	9	6	15	\$1,199K	\$1,330K
2 October, 2015	306, 3531 Lake Shore Blvd, Toronto	Condo	2	1	4	\$329K	\$323K
4 October, 2015	303, 3563 Lake Shore Blvd, Toronto	Condo	1	1		\$405K	\$395K
7 October, 2015	45, 20 Carnation Ave, Toronto	Townhouse	2	2	21	\$404K	\$400K
10 October, 2015	2 Laburnham Ave, Toronto	Detached	3	4	23	\$995K	\$970K
14 October, 2015	1001, 3865 Lake Shore Blvd, Toronto	Condo	1	2	17	\$300K	\$305K
15 October, 2015	16 Muskoka Ave, Toronto	Other	6	3	16	\$1,047K	\$1,075K
	90, 30 Carnation Ave, Toronto	Townhouse	2	3	36	\$435K	\$435K
18 October, 2015	2 Ramsgate Rd, Toronto	Detached	3	2	5	\$600K	\$653K
	14 Walnut Cres, Toronto	Detached	2	2	28	\$689K	\$689K
	111, 40 Carnation Ave, Toronto	Townhouse	2	3	32	\$480K	\$469K
28 October, 2015	16 Twenty Fifth St, Toronto	Detached	3	2	7	\$599K	\$641K
29 October, 2015	115, 40 Carnation Ave, Toronto	Townhouse	2	3	25	\$448K	\$448K
1 November, 2015	52, 20 Carnation Ave, Toronto	Townhouse	2	2	55	\$410K	\$401K
	908, 3865 Lake Shore Blvd, Toronto	Condo	1	2	25	\$409K	\$400K
3 November, 2015	Np11, 2261 Lakeshore Blvd, Toronto	Condo	2	2	9	\$500K	\$550K
9 November, 2015	18 Skeens Lane, Toronto	Townhouse	3	2	7	\$599K	\$636K
10 November, 2015	24, 120 Twenty Fourth St, Toronto	Townhouse	2	2	49	\$430K	\$425K
11 November, 2015	206, 3845 Lakeshore Blvd, Toronto	Condo	2	1	8	\$275K	\$271K
12 November, 2015	233, 3400 Lakeshore Blvd, Toronto	Townhouse	2	2	38	\$379K	\$352K

Data

Month, Day, Year of Sold Date	Address1	Property Type	Bedrooms	Washrooms	Days on the Market	List Price	Sold Price
13 November, 2015	14 Atherton Cres, Toronto	Detached	3	2	7	\$519K	\$650K
14 November, 2015	11 Twenty-Ninth St, Toronto	Detached	3	2	68	\$620K	\$611K
17 November, 2015	10 Villa Rd, Toronto	Detached	2	2	7	\$650K	\$630K
21 November, 2015	30 Villa Rd, Toronto	Detached	3	3	19	\$705K	\$690K
22 November, 2015	216, 3865 Lake Shore Blvd, Toronto	Condo	1	2	9	\$290K	\$290K
25 November, 2015	42 Daisy Ave, Toronto	Detached	3	4	42	\$1,125K	\$1,090K
26 November, 2015	20 Elton Cres, Toronto	Detached	2	2	8	\$749K	\$899K
7 December, 2015	304, 3865 Lake Shore Blvd, Toronto	Condo	1	2	43	\$355K	\$350K
8 December, 2015	1 Lake Promenade , Toronto	Detached	4	5	23	\$2,789K	\$2,500K
26 December, 2015	10 Garden Pl, Toronto	Detached	3	2	46	\$729K	\$716K
9 January, 2016	501, 3865 Lake Shore Blvd, Toronto	Condo	1	2	32	\$330K	\$322K
12 January, 2016	78 Twenty Ninth St, Toronto	Detached	4	3	6	\$480K	\$460K
18 January, 2016	63 Twenty Ninth St, Toronto	Detached	3	3	35	\$729K	\$700K
	122, 40 Carnation Ave, Toronto	Townhouse	2	3	6	\$490K	\$500K
26 January, 2016	15A Thirty Second St	Detached	3	4	1	\$1,169K	\$1,169K
	510, 3865 Lake Shore Blvd W	Condo	1	1	1	\$309K	\$300K
2 February, 2016	20, 10 Carnation Ave	Townhouse	2	3	4	\$440K	\$461K
	50 Long Branch Ave	Detached	2	2	7	\$800K	\$790K
4 February, 2016	25 Thirty Third St	Detached	4	4	65	\$1,189K	\$1,139K
5 February, 2016	Ph3, 3625 Lake Shore Blvd W	Other	2	1	8	\$200K	\$195K
8 February, 2016	1611, 3845 Lake Shore Blvd W	Condo	3	2	3	\$310K	\$310K
11 February, 2016	85 Twenty Second St	Detached	3	4	10	\$900K	\$878K
13 February, 2016	106 Twenty Second St	Detached	3	3	2	\$595K	\$625K
16 February, 2016	30 Twenty-Fifth St	Detached	3	1	13	\$589K	\$573K
17 February, 2016	40 Arcadian Circ	Detached	3	3	8	\$989K	\$989K
19 February, 2016	2201, 80 Marine Parade Dr	Condo	1	1	16	\$380K	\$369K
22 February, 2016	77 Twenty Sixth St	Detached	3	2	7	\$629K	\$671K
	410, 3865 Lakeshore Blvd W	Condo	1	1	98	\$329K	\$307K

Data

Month, Day, Year of Sold Date	Address1	Property Type	Bedrooms	Washrooms	Days on the Market	List Price	Sold Price
23 February, 2016	46 Laburnham Ave	Detached	3	3	6	\$778K	\$780K
24 February, 2016	10 Daisy Ave	Detached	3	3	82	\$800K	\$800K
	314, 3841 Lake Shore Blvd W	Condo	2	1	2	\$239K	\$239K
26 February, 2016	52 Thirty Third St	Detached	3	1	4	\$750K	\$842K
2 March, 2016	10 Ash Cres	Detached	7	5	21	\$1,129K	\$1,045K
	507, 3563 Lake Shore Blvd W	Condo	2	1	167	\$375K	\$370K
3 March, 2016	37 Thirty Ninth St	Detached	2	2	1	\$600K	\$670K
	48 Thirty Fifth St	Detached	3	5	77	\$1,098K	\$1,098K
8 March, 2016	8 Thirty-Seventh St	Detached	3	3	5	\$799K	\$891K
	100 Twenty Second St	Detached	2	2	7	\$515K	\$580K
9 March, 2016	25 Thirty Eighth St	Detached	3	1	1	\$696K	\$720K
10 March, 2016	316, 3531 Lake Shore Blvd W	Condo	2	2	3	\$350K	\$353K
11 March, 2016	28 Dominion Rd	Detached	8	8	9	\$1,349K	\$1,245K
	103 Twenty Second St	Other	3	4	37	\$520K	\$485K
	105 Twenty Second St	Other	3	4	37	\$520K	\$485K
12 March, 2016	63 Long Branch Ave	Semi-Detached	3	4	25	\$880K	\$850K
13 March, 2016	36 Lake Promenade	Detached	3	3	16	\$998K	\$1,068K
14 March, 2016	58 Daisy Ave	Detached	3	5	18	\$1,159K	\$1,120K
15 March, 2016	32 Twenty Fourth St	Detached	3	2	5	\$549K	\$587K
16 March, 2016	202, 3563 Lake Shore Blvd W	Condo	1	1	55	\$368K	\$367K
	614, 3563 Lake Shore Blvd	Condo	2	2	4	\$400K	\$398K
18 March, 2016	33 Forty Second St	Detached	2	2	2	\$800K	\$950K
21 March, 2016	102 Twenty Second St	Detached	2	1	12	\$519K	\$535K
22 March, 2016	74, 30 Carnation Ave	Townhouse	3	3	7	\$600K	\$605K
23 March, 2016	507, 3865 Lake Shore Blvd	Condo	1	1	23	\$310K	\$302K
24 March, 2016	227, 3400 Lake Shore Blvd W	Condo	1	2	9	\$359K	\$359K
25 March, 2016	63 Laburnham Ave	Detached	3	1	2	\$585K	\$580K
26 March, 2016	63, 130 Twenty Fourth St	Townhouse	2	3	22	\$489K	\$475K

Data

Month, Day, Year of Sold Date	Address1	Property Type	Bedrooms	Washrooms	Days on the Market	List Price	Sold Price
30 March, 2016	38, 20 Carnation Ave	Townhouse	3	3	46	\$600K	\$593K
31 March, 2016	13, 10 Carnation Ave	Townhouse	2	3	77	\$469K	\$456K
4 April, 2016	59 Thirtieth St N	Semi-Detached	3	4	12	\$799K	\$816K
	205, 3400 Lakeshore Blvd W	Townhouse	2	2	14	\$390K	\$396K
	1201, 3845 Lake Shore Blvd W	Condo	3	2	5	\$320K	\$365K
6 April, 2016	502, 3563 Lake Shore Blvd W	Condo	1	1	16	\$373K	\$367K
7 April, 2016	40, 20 Carnation Ave	Townhouse	3	3	39	\$580K	\$575K
10 April, 2016	75 Alder Cres	Detached	2	2	6	\$550K	\$643K
11 April, 2016	6 Long Branch Ave	Detached	3	1	10	\$779K	\$890K
	6 Villa Rd	Semi-Detached	2	2	6	\$499K	\$522K
12 April, 2016	98 Seventh St	Detached	2	1	7	\$529K	\$625K
13 April, 2016	32 Thirty Sixth St	Detached	3	2	2	\$869K	\$980K
	35 Thirty Third St	Semi-Detached	3	2	9	\$740K	\$815K
15 April, 2016	100, 22 Marina Ave	Townhouse	1	1	17	\$400K	\$395K
16 April, 2016	1004, 3845 Lake Shore Blvd W	Condo	2	1	1	\$290K	\$321K
20 April, 2016	62 Thirtieth St	Detached	2	1	2	\$399K	\$465K
	158 Lake Promenade	Detached	3	3	8	\$1,089K	\$1,350K
22 April, 2016	18, 10 Carnation Ave	Townhouse	2	3	8	\$490K	\$487K
	85 Twenty Sixth St	Detached	3	3	16	\$740K	\$741K
23 April, 2016	20A Park Blvd	Detached	2	3	15	\$700K	\$690K
24 April, 2016	53 Twenty Seventh St	Detached	3	2	5	\$780K	\$1,000K
27 April, 2016	509, 3865 Lake Shore Blvd W	Condo	1	1	20	\$305K	\$298K
28 April, 2016	5 Hilo Rd	Detached	6	3	1	\$969K	\$1,155K
2 May, 2016	95 Twenty Ninth St	Detached	3	1	11	\$558K	\$530K
4 May, 2016	13 Forty First St	Detached	2	2	2	\$499K	\$733K
	15 Twenty Ninth St	Detached	2	2	28	\$695K	\$665K
6 May, 2016	74 Ash Cres	Detached	4	3	1	\$850K	\$1,030K
9 May, 2016	68 Elder Ave	Detached	4	5	15	\$1,198K	\$1,150K

Data

Month, Day, Year of Sold Date	Address1	Property Type	Bedrooms	Washrooms	Days on the Market	List Price	Sold Price
9 May, 2016	89 Twenty Fourth St	Semi-Detached	3	2	6	\$550K	\$660K
10 May, 2016	27 & 29, 27 Thirty Ninth St	Other	3	3	7	\$870K	\$1,000K
	52 Twenty-Ninth St	Detached	3	2	5	\$579K	\$658K
11 May, 2016	25A Elder Ave	Detached	3	4	13	\$1,098K	\$1,098K
	79 Twenty Fifth St	Detached	4	4	5	\$850K	\$850K
12 May, 2016	5 Elton Cres	Detached	3	4	2	\$1,560K	\$1,560K
13 May, 2016	34 Twenty Seventh St	Detached	2	1	25	\$750K	\$750K
16 May, 2016	14 Villa Rd	Detached	2	2	6	\$750K	\$745K
	57 Thirtieth St N	Semi-Detached	3	4	11	\$819K	\$875K
19 May, 2016	47 Forty-First St	Detached	3	2	7	\$699K	\$800K
20 May, 2016	17 Branch Ave	Detached	3	2	4	\$715K	\$690K
25 May, 2016	213, 3400 Lakeshore Blvd W	Townhouse	2	2	3	\$399K	\$415K
31 May, 2016	Th31, 120 Twenty Fourth St	Townhouse	2	3	5	\$493K	\$488K
3 June, 2016	148, 50 Carnation Ave	Townhouse	2	3	8	\$480K	\$478K
6 June, 2016	41 38th St	Detached	3	3	10	\$860K	\$920K
	Th29, 120 Twenty Fourth St	Townhouse	3	3	19	\$590K	\$590K
8 June, 2016	44, 20 Carnation Ave	Townhouse	2	2	22	\$495K	\$490K
	116, 40 Carnation Ave	Townhouse	2	3	8	\$480K	\$477K
10 June, 2016	26 Forty First St	Detached	3	2	8	\$726K	\$859K
	60 Twenty Sixth St	Detached	4	5	9	\$1,260K	\$1,243K
12 June, 2016	55B Long Branch Ave	Other	5	3	9	\$975K	\$1,026K
13 June, 2016	81 Twenty Sixth St	Detached	4	2	10	\$549K	\$547K
15 June, 2016	60 Twenty Second St	Detached	2	2	9	\$519K	\$610K
17 June, 2016	310, 3531 Lake Shore Blvd W	Condo	2	2	15	\$375K	\$401K
23 June, 2016	309, 3865 Lake Shore Blvd W	Condo	1	1	10	\$310K	\$305K
27 June, 2016	16 Forty First St	Detached	3	2	7	\$899K	\$975K
1 July, 2016	41 Park Blvd	Detached	2	2	2	\$799K	\$925K
4 July, 2016	94, 30 Carnation Ave	Townhouse	2	3	35	\$489K	\$480K

Data

Month, Day, Year of Sold Date	Address1	Property Type	Bedrooms	Washrooms	Days on the Market	List Price	Sold Price
7 July, 2016	168B Lake Promenade	Detached	3	4	49	\$1,399K	\$1,375K
10 July, 2016	72 Lake Promenade Prom	Detached	2	2	12	\$1,089K	\$1,320K
12 July, 2016	606, 3621 Lakeshore Blvd W	Other	1	1	18	\$162K	\$168K
	Unit 7, 10 Carnation Ave	Townhouse	2	3	20	\$519K	\$495K
19 July, 2016	77 Thirty-First St	Detached	3	3	7	\$749K	\$975K
20 July, 2016	102 Lake Promenade	Detached	3	3	8	\$899K	\$1,020K
22 July, 2016	604, 3865 Lake Shore Blvd W	Condo	1	2	31	\$409K	\$395K
28 July, 2016	20A Park Blvd	Detached	2	3	1	\$799K	\$825K
	32 Exmoor Dr	Detached	3	2	7	\$550K	\$690K
8 August, 2016	49 Thirty Seventh St	Detached	3	4	81	\$1,660K	\$1,600K
9 August, 2016	40 Daisy Ave	Detached	3	4	61	\$1,250K	\$1,213K
15 August, 2016	37 Thirty Second St	Detached	4	3	13	\$799K	\$790K
	139, 50 Carnation Ave	Townhouse	2	3	5	\$499K	\$520K
16 August, 2016	317, 3531 Lake Shore Blvd W	Condo	2	2	8	\$400K	\$443K
17 August, 2016	98 Thirty Ninth St	Detached	2	2	11	\$500K	\$638K
19 August, 2016	16 Twenty Second St	Detached	3	2	9	\$749K	\$740K
	605, 3563 Lake Shore Blvd	Condo	1	1	17	\$389K	\$370K
23 August, 2016	13 Muskoka Ave	Detached	2	2	8	\$700K	\$700K
	56 Thirty First St	Detached	2	1	7	\$599K	\$625K
25 August, 2016	97, 30 Carnation Ave	Townhouse	2	2	9	\$539K	\$535K
	100, 30 Carnation Ave	Condo	2	2	11	\$480K	\$475K
28 August, 2016	Th28, 120 Twenty Fourth St	Townhouse	3	3	5	\$590K	\$587K
31 August, 2016	141, 50 Carnation Ave	Townhouse	2	3	23	\$529K	\$520K
1 September, 2016	9 Atherton Cres	Detached	2	2	2	\$899K	\$986K
2 September, 2016	62 Twenty Sixth St	Detached	4	5	59	\$1,299K	\$1,280K
7 September, 2016	215, 3865 Lake Shore Blvd W	Condo	1	2	7	\$330K	\$352K
	509, 3845 Lake Shore Blvd	Condo	2	1	1	\$300K	\$300K
9 September, 2016	78 Thirty Ninth St	Detached	4	4	23	\$1,350K	\$1,287K

Data

Month, Day, Year of Sold Date	Address1	Property Type	Bedrooms	Washrooms	Days on the Market	List Price	Sold Price
9 September, 2016	505, 3865 Lake Shore Blvd W	Condo	2	2	7	\$400K	\$410K
11 September, 2016	30 Twenty Fifth St	Detached	3	2	6	\$800K	\$800K
13 September, 2016	33 Forty-Second St	Detached	2	2	8	\$1,049K	\$1,049K
16 September, 2016	38 Twenty First St	Other	4	2	10	\$700K	\$906K
18 September, 2016	31 Marina Ave	Detached	8	6	53	\$1,399K	\$1,399K
	32 Arcadian Circ	Detached	4	1	28	\$800K	\$740K
19 September, 2016	7 Evergreen Ave	Detached	2	2	7	\$589K	\$708K
	111, 3531 Lake Shore Blvd W	Condo	2	1	4	\$450K	\$455K
20 September, 2016	33 Thirty Third St	Semi-Detached	3	2	8	\$799K	\$933K
21 September, 2016	21 Elder Ave	Detached	2	1	7	\$540K	\$586K
	88 Twenty Sixth St	Detached	2	2	6	\$675K	\$765K
	282 Lake Promenade	Detached	1	2	9	\$1,059K	\$1,501K
23 September, 2016	11 Evergreen Ave	Detached	3	4	7	\$980K	\$1,155K
	404, 3845 Lake Shore Blvd	Condo	2	1	2	\$335K	\$335K
24 September, 2016	59 Thirty First St	Detached	3	2	9	\$800K	\$880K
25 September, 2016	211, 3841 Lake Shore Blvd W	Condo	2	1	13	\$300K	\$300K
26 September, 2016	24 Villa Rd	Detached	3	3	12	\$859K	\$850K
	32 Park Blvd	Detached	2	2	14	\$898K	\$900K
28 September, 2016	51 Elder Ave	Detached	2	2	15	\$640K	\$640K
	70 Thirty Seventh St	Detached	2	2	8	\$849K	\$950K
	106, 3835 Lake Shore Blvd W	Condo	3	2	16	\$289K	\$282K
29 September, 2016	4 Twenty Sixth St	Detached	3	2	11	\$800K	\$885K
	21 Thirty Seventh St	Detached	3	2	7	\$900K	\$1,101K
	39 Marina Ave	Detached	3	2	9	\$949K	\$1,035K
4 October, 2016	Th#88, 30 Carnation Ave	Townhouse	2	3	15	\$534K	\$529K
5 October, 2016	126 Alder Cres	Detached	4	3	23	\$800K	\$775K
7 October, 2016	99 Twenty Seventh St	Detached	2	2	1	\$800K	\$955K
11 October, 2016	1601, 3845 Lake Shore Blvd	Condo	3	2	47	\$395K	\$385K

Data

Month, Day, Year of Sold Date	Address1	Property Type	Bedrooms	Washrooms	Days on the Market	List Price	Sold Price
13 October, 2016	20 Elder Ave	Detached	2	2	2	\$600K	\$660K
14 October, 2016	75 Thirty-Seventh St	Detached	5	5	9	\$1,589K	\$1,550K
	78, 30 Carnation Ave	Townhouse	2	3	7	\$530K	\$530K
15 October, 2016	2A Twenty Seventh St	Detached	3	4	33	\$1,329K	\$1,250K
18 October, 2016	95, 30 Carnation Ave	Townhouse	2	3	13	\$550K	\$563K
21 October, 2016	404, 3865 Lake Shore Blvd W	Condo	2	2	8	\$430K	\$420K
25 October, 2016	100 Thirty Ninth St	Detached	3	2	6	\$600K	\$653K
	408, 3845 Lake Shore Blvd W	Condo	2	1	11	\$339K	\$345K
27 October, 2016	15 Evergreen Ave	Detached	4	2	7	\$699K	\$762K
31 October, 2016	137, 50 Carnation Ave	Townhouse	2	2	19	\$475K	\$475K
1 November, 2016	8 Branch Ave	Detached	4	1	5	\$799K	\$872K
2 November, 2016	4 Ash Cres	Detached	3	1	34	\$710K	\$700K
3 November, 2016	606, 3845 Lake Shore Blvd W	Condo	2	1	10	\$335K	\$365K
7 November, 2016	409, 3563 Lake Shore Blvd W	Condo	1	1	19	\$379K	\$340K
8 November, 2016	73 Thirty First St	Detached	3	2	7	\$800K	\$881K
	306, 3563 Lake Shore Blvd W	Condo	2	1	43	\$419K	\$405K
9 November, 2016	15, 10 Carnation Ave	Townhouse	2	3	14	\$540K	\$539K
11 November, 2016	38 Thirty Sixth St	Detached	4	3	7	\$869K	\$1,216K
	54, 20 Carnation Ave	Townhouse	2	3	11	\$568K	\$560K
14 November, 2016	27 Thirty Second St	Detached	3	4	11	\$1,199K	\$1,320K
	1008, 3865 Lake Shore Blvd	Condo	2	2	21	\$418K	\$410K
15 November, 2016	312, 3621 Lakeshore Blvd W	Other	3	1	18	\$279K	\$279K
29 November, 2016	6B Shamrock Ave	Detached	3	4	26	\$1,188K	\$1,200K
30 November, 2016	20 Daisy Ave	Detached	4	2	16	\$799K	\$760K
1 December, 2016	11 Lake Promenade	Detached	4	7	78	\$4,450K	\$4,200K
7 December, 2016	79 Laburnham Ave	Detached	3	2	7	\$600K	\$812K
8 December, 2016	218, 3400 Lake Shore Blvd W	Condo	2	2	11	\$380K	\$375K
13 December, 2016	308, 3563 Lake Shore Blvd W	Condo	1	1	29	\$379K	\$369K

Data

Month, Day, Year of Sold Date	Address1	Property Type	Bedrooms	Washrooms	Days on the Market	List Price	Sold Price
15 December, 2016	2, 39 Skeens Lane	Townhouse	4	3	7	\$635K	\$778K
	143, 50 Carnation Ave	Townhouse	2	3	72	\$550K	\$563K
16 December, 2016	6 James St	Detached	3	4	45	\$1,179K	\$1,110K
28 December, 2016	112, 40 Carnation Ave	Townhouse	2	2	20	\$519K	\$535K
29 December, 2016	50 Forty First St	Detached	6	4	19	\$1,200K	\$1,230K
	62, 130 Twenty Fourth St	Townhouse	2	3	13	\$539K	\$624K
3 January, 2017	307, 3865 Lake Shore Blvd W	Condo	1	1	26	\$318K	\$314K
14 January, 2017	100 Twenty Fourth St	Detached	3	4	68	\$880K	\$900K
18 January, 2017	231, 3400 Lakeshore Blvd W	Townhouse	2	2	1	\$429K	\$518K
19 January, 2017	1207, 3845 Lake Shore Blvd W	Condo	2	1	8	\$339K	\$338K
20 January, 2017	36 Ash Cres	Detached	2	2	2	\$960K	\$1,100K
	207, 3621 Lake Shore Blvd W	Other	2	1	84	\$225K	\$215K
21 January, 2017	213, 3865 Lake Shore Blvd W	Condo	1	1	2	\$315K	\$332K
23 January, 2017	506, 3845 Lake Shore Blvd W	Condo	2	1	13	\$335K	\$370K
	1101, 3845 Lake Shore Blvd W	Condo	3	2	6	\$345K	\$410K
	3335 Lake Shore Blvd	Other	9	4	7	\$1,600K	\$1,532K
3 February, 2017	1206, 3865 Lakeshore Blvd W	Condo	1	1	8	\$300K	\$333K
6 February, 2017	30 Elder Ave	Detached	4	2	6	\$789K	\$960K
	314, 3865 Lakeshore Blvd W	Condo	1	2	9	\$360K	\$358K
7 February, 2017	17, 10 Carnation Ave	Townhouse	2	2	20	\$549K	\$545K
8 February, 2017	78 Ash Cres	Detached	3	4	8	\$1,279K	\$1,420K
21 February, 2017	504, 3865 Lake Shore Blvd W	Condo	1	2	29	\$436K	\$433K
	1101, 3865 Lake Shore Blvd	Condo	2	2	13	\$379K	\$407K
	Th 125, 40 Carnation Ave	Townhouse	2	2	3	\$560K	\$558K
22 February, 2017	55 Thirty Sixth St	Detached	2	2	8	\$789K	\$830K
	75 Twenty Fifth St	Detached	2	1	1	\$500K	\$670K
	803, 3865 Lake Shore Blvd W	Condo	2	2	8	\$459K	\$510K
23 February, 2017	202, 3531 Lakeshore Blvd W	Condo	2	1	14	\$475K	\$470K

Data

Month, Day, Year of Sold Date	Address1	Property Type	Bedrooms	Washrooms	Days on the Market	List Price	Sold Price
1 March, 2017	31 Long Branch Ave	Other	5	3	8	\$909K	\$1,005K
	81, 30 Carnation Ave	Townhouse	2	2	1	\$499K	\$565K
2 March, 2017	15 Thirty Eighth St	Detached	3	2	8	\$1,100K	\$1,522K
	42 Muskoka Ave	Detached	4	3	6	\$1,099K	\$1,300K
3 March, 2017	22 James St	Detached	3	4	10	\$1,289K	\$1,250K
5 March, 2017	9 Twenty Seventh St	Detached	4	5	6	\$2,498K	\$2,498K
	635, 250 Manitoba St	Condo	1	2	9	\$525K	\$535K
	Ph1, 3621 Lake Shore Blvd W	Other	3	1	33	\$286K	\$291K
9 March, 2017	9, 10 Carnation Ave	Townhouse	2	2	1	\$509K	\$568K
	1206, 3845 Lake Shore Blvd W	Condo	2	1	9	\$410K	\$429K
10 March, 2017	135, 50 Carnation Ave	Townhouse	2	3	1	\$529K	\$605K
12 March, 2017	50 Thirty Sixth St	Detached	2	2	9	\$800K	\$800K
	310, 3625 Lakeshore Blvd W	Other	2	1	56	\$300K	\$299K
16 March, 2017	25 Thirty Second St	Detached	3	4	3	\$1,299K	\$1,500K
	602, 3845 Lake Shore Blvd W	Condo	3	2	23	\$465K	\$470K
20 March, 2017	61 Thirty Seventh St	Detached	4	3	7	\$1,300K	\$1,560K
21 March, 2017	1A Thirty-Seventh St	Detached	3	2	8	\$900K	\$1,205K
	85 Alder Cres	Detached	3	3	5	\$1,300K	\$1,400K
22 March, 2017	301, 3835 Lake Shore Blvd W	Condo	3	2	7	\$375K	\$395K
27 March, 2017	402, 3563 Lakeshore Blvd	Condo	1	1	6	\$399K	\$465K
28 March, 2017	18 Atherton Cres	Detached	4	3	7	\$1,199K	\$1,500K
	350 Lake Promenade	Detached	2	1	7	\$1,699K	\$1,910K
29 March, 2017	61 Long Branch Ave	Semi-Detached	3	4	7	\$949K	\$1,190K
4 April, 2017	82 James St	Detached	6	5	1	\$1,250K	\$1,250K
5 April, 2017	89 Alder Cres	Detached	2	2	7	\$1,199K	\$1,300K
	3436 Lakeshore Blvd W	Detached	3	4	7	\$999K	\$1,125K
9 April, 2017	17 Garden Pl	Detached	1	2	7	\$689K	\$820K
10 April, 2017	14 Ramsgate Rd	Semi-Detached	3	2	7	\$899K	\$899K

Data

Month, Day, Year of Sold Date	Address1	Property Type	Bedrooms	Washrooms	Days on the Market	List Price	Sold Price
12 April, 2017	37 Marina Ave	Detached	5	3	6	\$999K	\$1,325K
18 April, 2017	707, 3563 Lake Shore Blvd W	Condo	1	1	13	\$448K	\$475K
24 April, 2017	22 Branch Ave	Other	6	3	7	\$1,158K	\$1,379K
	99 Twenty Ninth St	Detached	3	2	11	\$600K	\$660K
25 April, 2017	905, 3845 Lake Shore Blvd W	Condo	2	1	7	\$399K	\$440K
26 April, 2017	811, 3845 Lake Shore Blvd W	Condo	3	2	15	\$469K	\$460K
27 April, 2017	1205, 3865 Lake Shore Blvd W	Condo	2	2	8	\$465K	\$513K
30 April, 2017	57 James St	Detached	2	2	3	\$999K	\$950K
1 May, 2017	11 Forty Second St	Other	8	3	11	\$1,200K	\$1,600K
	75 Forty First St	Other	0	0	249	\$499K	\$480K
2 May, 2017	81 Twenty Fourth St	Detached	2	1	8	\$529K	\$675K
3 May, 2017	202, 20 Marina Ave	Townhouse	2	2	5	\$549K	\$676K
4 May, 2017	39 Marina Ave	Detached	3	3	7	\$1,099K	\$1,106K
5 May, 2017	138, 50 Carnation Ave	Townhouse	2	3	3	\$660K	\$665K
	209, 3400 Lake Shore Blvd W	Townhouse	2	2	11	\$488K	\$483K
	306, 3845 Lake Shore Blvd W	Condo	2	1	8	\$315K	\$400K
6 May, 2017	78 Twenty Ninth St	Detached	4	4	44	\$999K	\$1,236K
8 May, 2017	3426 Lake Shore Blvd W	Detached	0	8	10	\$3,500K	\$3,100K
15 May, 2017	64, 130 Twenty Fourth St	Townhouse	2	3	9	\$500K	\$605K
	73 Twenty Seventh St	Detached	3	4	41	\$1,299K	\$1,315K
	1010, 3865 Lake Shore Blvd W	Condo	1	2	11	\$430K	\$483K
16 May, 2017	1, 19 Thirtieth St	Townhouse	3	2	5	\$730K	\$800K
	112 Alder Cres	Other	5	6	15	\$1,400K	\$1,500K
18 May, 2017	701, 3845 Lake Shore Blvd W	Condo	3	2	2	\$385K	\$400K
	Th #3, 26 Twenty Ninth St	Townhouse	3	3	7	\$750K	\$889K
	Th #25, 120 Twenty Fourth St	Townhouse	2	2	9	\$450K	\$510K
19 May, 2017	104, 3835 Lake Shore Blvd, Toronto	Condo	3	2	26	\$370K	\$375K
21 May, 2017	13 Twenty Ninth St	Detached	2	1	5	\$600K	\$680K

Data

Month, Day, Year of Sold Date	Address1	Property Type	Bedrooms	Washrooms	Days on the Market	List Price	Sold Price
24 May, 2017	95 James St	Detached	2	1	8	\$500K	\$685K
29 May, 2017	907, 3865 Lake Shore Blvd	Condo	1	1	10	\$329K	\$359K
31 May, 2017	412, 3563 Lake Shore Blvd W	Condo	1	1	1	\$370K	\$380K
4 June, 2017	52 Ash Cres	Detached	3	2	13	\$900K	\$800K
6 June, 2017	55 Ash Cres	Detached	2	2	1	\$849K	\$1,000K
	100 Twenty Seventh St	Detached	3	3	1	\$1,499K	\$1,458K
7 June, 2017	18 Villa Rd	Detached	2	2	13	\$689K	\$678K
8 June, 2017	48, 20 Carnation Ave	Townhouse	2	3	15	\$549K	\$565K
9 June, 2017	41 Long Branch Ave	Semi-Detached	3	4	1	\$1,049K	\$999K
16 June, 2017	314, 3563 Lake Shore Blvd W	Condo	1	1	31	\$455K	\$455K
18 June, 2017	408, 3625 Lake Shore Blvd W	Other	2	1	11	\$222K	\$243K
19 June, 2017	36, 120 Twenty Fourth St	Townhouse	2	3	26	\$579K	\$550K
21 June, 2017	220, 3841 Lake Shore Blvd W	Condo	2	1	23	\$299K	\$290K
22 June, 2017	515, 3865 Lake Shore Blvd W	Condo	2	2	9	\$425K	\$425K
27 June, 2017	50 Twenty Ninth St	Detached	2	2	13	\$699K	\$690K
	129, 50 Carnation Ave	Townhouse	2	3	5	\$619K	\$635K
5 July, 2017	506, 3621 Lakeshore Blvd W	Other	1	1	29	\$179K	\$174K
8 July, 2017	20 Twenty Third St	Detached	3	2	17	\$1,199K	\$1,199K
14 July, 2017	104, 3835 Lake Shore Blvd W	Condo	3	2	10	\$350K	\$350K
	223, 3400 Lake Shore Blvd W	Townhouse	2	2	8	\$480K	\$476K
17 July, 2017	69 Thirty-Eighth St	Detached	3	2	67	\$1,049K	\$1,010K
18 July, 2017	12 Thirty Third St	Detached	2	2	37	\$869K	\$808K
20 July, 2017	79 Twenty Fifth St	Detached	4	4	83	\$1,199K	\$1,175K
21 July, 2017	209, 3531 Lakeshore Blvd W	Condo	2	1	7	\$395K	\$400K
25 July, 2017	29, 125 Long Branch Ave	Townhouse	2	3	40	\$620K	\$580K
27 July, 2017	3 City Rd	Detached	2	1	41	\$900K	\$865K
31 July, 2017	38 Fairfield Ave	Detached	2	1	7	\$539K	\$500K
	404, 3563 Lake Shore Blvd W	Condo	2	1	21	\$475K	\$464K

Data

Month, Day, Year of Sold Date	Address1	Property Type	Bedrooms	Washrooms	Days on the Market	List Price	Sold Price
3 August, 2017	511, 3563 Lake Shore Blvd W	Condo	2	1	34	\$485K	\$473K
4 August, 2017	80 Twenty Ninth St	Detached	3	2	58	\$640K	\$614K
	107 Twenty Fourth St	Detached	3	1	29	\$650K	\$605K
10 August, 2017	2506, 2220 Lake Shore Blvd W	Condo	1	1	19	\$429K	\$424K
16 August, 2017	70 Twenty Fourth St	Detached	2	1	7	\$620K	\$608K
	290 Lake Promenade	Detached	3	2	29	\$1,495K	\$1,350K
18 August, 2017	506, 3625 Lake Shore Blvd W	Other	0	1	30	\$160K	\$167K
22 August, 2017	53 Elder Ave	Detached	2	1	35	\$600K	\$595K
1 September, 2017	50 Exmoor Dr	Detached	3	2	22	\$629K	\$615K
5 September, 2017	# 1005, 3845 Lake Shore Blvd W	Condo	2	1	14	\$350K	\$350K
7 September, 2017	1412, 3845 Lake Shore Blvd W	Condo	3	2	15	\$478K	\$466K
8 September, 2017	139 Lake Promenade	Detached	3	2	108	\$1,850K	\$1,800K
13 September, 2017	338 Lake Promenade	Detached	3	2	8	\$1,049K	\$1,063K
14 September, 2017	11 Thirty-Sixth St	Detached	3	2	3	\$1,150K	\$1,160K
18 September, 2017	10 Garden Pl	Detached	4	5	13	\$1,568K	\$1,539K
	71 Thirty-Eighth St	Detached	3	4	5	\$1,248K	\$1,224K
21 September, 2017	11 Shamrock Ave	Detached	1	2	1	\$699K	\$921K
22 September, 2017	703, 3563 Lake Shore Blvd W	Condo	2	1	9	\$485K	\$492K
23 September, 2017	69A Laburnham Ave	Detached	4	4	68	\$1,325K	\$1,256K
	108, 40 Carnation Ave	Townhouse	3	3	9	\$615K	\$625K
26 September, 2017	906, 2220 Lake Shore Blvd W	Condo	1	1	8	\$435K	\$435K
28 September, 2017	233, 3400 Lake Shore Blvd W	Townhouse	2	2	15	\$520K	\$500K
2 October, 2017	103 Twenty Ninth St	Detached	3	2	14	\$850K	\$828K
	505, 3563 Lake Shore Blvd W	Condo	1	1	3	\$480K	\$480K
3 October, 2017	70 Thirty-Eighth St	Detached	3	3	8	\$1,248K	\$1,205K
4 October, 2017	6 Thirty Ninth St	Detached	2	3	14	\$870K	\$850K
	33, 140 Long Branch Ave	Townhouse	1	1	20	\$438K	\$433K
5 October, 2017	210, 3835 Lake Shore Blvd W	Condo	2	1	17	\$320K	\$315K

Data

Month, Day, Year of Sold Date	Address1	Property Type	Bedrooms	Washrooms	Days on the Market	List Price	Sold Price
13 October, 2017	2, 9 Skeens Lane	Townhouse	3	3	47	\$789K	\$675K
	48 Exmoor Dr	Detached	2	2	16	\$599K	\$575K
16 October, 2017	11, 150 Long Branch Ave	Townhouse	1	1	12	\$365K	\$360K
	130 Twenty Second St	Detached	3	3	14	\$879K	\$850K
21 October, 2017	11, 140 Long Branch Ave	Townhouse	1	1	17	\$369K	\$374K
	303, 3531 Lake Shore Blvd W	Townhouse	2	2	23	\$529K	\$525K
23 October, 2017	3 Shamrock Ave	Detached	3	2	8	\$1,188K	\$1,131K
24 October, 2017	#1006, 3845 Lake Shore Blvd W	Condo	2	1	7	\$350K	\$393K
25 October, 2017	910, 36 Park Lawn Rd	Condo	2	2	54	\$585K	\$570K
30 October, 2017	103, 3400 Lake Shore Blvd West Blvd	Condo	2	2	11	\$509K	\$495K
	412, 3865 Lake Shore Blvd W	Condo	1	1	5	\$367K	\$407K
	804, 3845 Lake Shore Blvd W	Condo	2	1	9	\$359K	\$390K
3 November, 2017	3, 145 Long Branch Ave	Townhouse	2	3	58	\$690K	\$658K
	118, 3841 Lake Shore Blvd W	Condo	2	1	10	\$350K	\$350K
7 November, 2017	71 Fortieth St	Detached	3	2	3	\$775K	\$765K
8 November, 2017	91, 30 Carnation Ave	Townhouse	2	3	46	\$609K	\$592K
9 November, 2017	25, 140 Long Branch Ave	Townhouse	1	1	8	\$450K	\$442K
10 November, 2017	19, 130 Long Branch Ave	Townhouse	3	3	3	\$849K	\$835K
13 November, 2017	4, 140 Long Branch Ave	Townhouse	2	3	27	\$705K	\$678K
15 November, 2017	104, 3845 Lake Shore Blvd W	Condo	2	1	48	\$420K	\$414K
	107, 3625 Lake Shore Blvd W	Other	2	1	9	\$299K	\$287K
17 November, 2017	74 Ash Cres	Detached	4	3	15	\$1,188K	\$1,150K
18 November, 2017	5 City Rd	Detached	2	2	45	\$1,299K	\$1,223K
20 November, 2017	117, 40 Carnation Ave	Townhouse	3	3	8	\$599K	\$650K
24 November, 2017	10 City Rd	Detached	1	2	6	\$699K	\$738K
	14 Thirty-Seventh St	Detached	3	1	50	\$1,158K	\$1,075K
	20 Thirty Second St	Detached	2	2	4	\$629K	\$622K
	1611, 3845 Lake Shore Blvd W	Condo	3	2	23	\$469K	\$480K

Data

Month, Day, Year of Sold Date	Address1	Property Type	Bedrooms	Washrooms	Days on the Market	List Price	Sold Price
26 November, 2017	30 Long Branch Ave	Semi-Detached	3	3	12	\$1,100K	\$1,100K
28 November, 2017	73 Laburnham Ave	Semi-Detached	4	4	27	\$1,295K	\$1,255K
30 November, 2017	2 Arcadian Circ	Detached	2	2	22	\$879K	\$865K
	15, 140 Long Branch Ave	Townhouse	2	3	9	\$600K	\$595K
1 December, 2017	6 Chapel Rd	Detached	4	3	42	\$1,259K	\$1,211K
4 December, 2017	10 Iris Rd	Detached	2	2	5	\$899K	\$870K
6 December, 2017	88 Laburnham Ave	Detached	3	4	7	\$1,198K	\$1,265K
7 December, 2017	102, 3400 Lake Shore Blvd W	Townhouse	2	1	37	\$550K	\$510K
9 December, 2017	306, 3531 Lakeshore Blvd W	Condo	2	1	2	\$529K	\$524K
12 December, 2017	Th22, 135 Long Branch Ave	Townhouse	3	3	55	\$820K	\$740K
13 December, 2017	33 Fairfield Ave	Detached	4	3	98	\$688K	\$670K
27 December, 2017	1409, 3845 Lake Shore Blvd W	Condo	2	1	33	\$399K	\$388K
28 December, 2017	#301, 3625 Lake Shore Blvd W	Other	3	1	17	\$320K	\$310K
5 January, 2018	31 Carnation Ave	Detached	3	4	27	\$1,249K	\$1,195K
18 January, 2018	100, 30 Carnation Ave	Condo	2	2	20	\$549K	\$565K
23 January, 2018	72 Arcadian Circ	Detached	2	2	8	\$950K	\$917K
14 February, 2018	102 Alder Cres	Semi-Detached	3	1	6	\$799K	\$785K
21 February, 2018	15 Twenty Fifth St	Detached	2	1	9	\$1,100K	\$1,090K
	3346 Lake Shore Blvd W	Other	4	4	104	\$1,099K	\$1,035K
22 February, 2018	69B Laburnham Ave	Detached	4	4	16	\$1,375K	\$1,325K
1 March, 2018	46 Exmoor Dr	Detached	3	4	16	\$1,125K	\$1,054K
3 March, 2018	4 Ash Cres	Detached	3	2	2	\$969K	\$969K
6 March, 2018	908, 3865 Lake Shore Blvd W	Condo	2	2	7	\$559K	\$570K
8 March, 2018	4, 9 Thirtieth St	Townhouse	2	2	15	\$800K	\$808K
	57 Thirty Eighth St	Detached	3	4	8	\$1,199K	\$1,235K
	203, 3400 Lake Shore Blvd W	Condo	1	2	2	\$450K	\$500K
10 March, 2018	6, 90 Eastwood Park Gdns	Townhouse	2	3	3	\$688K	\$688K
	208, 3531 Lake Shore Blvd W	Condo	2	1	8	\$460K	\$492K

Data

Month, Day, Year of Sold Date	Address1	Property Type	Bedrooms	Washrooms	Days on the Market	List Price	Sold Price
11 March, 2018	24, 90 Eastwood Park Gdns	Townhouse	2	3	4	\$690K	\$730K
15 March, 2018	77 Thirty Fifth St	Detached	3	2	6	\$800K	\$865K
17 March, 2018	23, 150 Long Branch Ave	Townhouse	2	3	4	\$695K	\$695K
19 March, 2018	42 Exmoor Dr	Detached	3	4	19	\$1,149K	\$1,075K
25 March, 2018	2, 125 Long Branch Ave	Townhouse	3	3	6	\$805K	\$790K
	38, 70 Eastwood Park Gdns	Townhouse	1	1	12	\$450K	\$440K
26 March, 2018	10 Ansell Ave	Detached	2	3	19	\$620K	\$615K