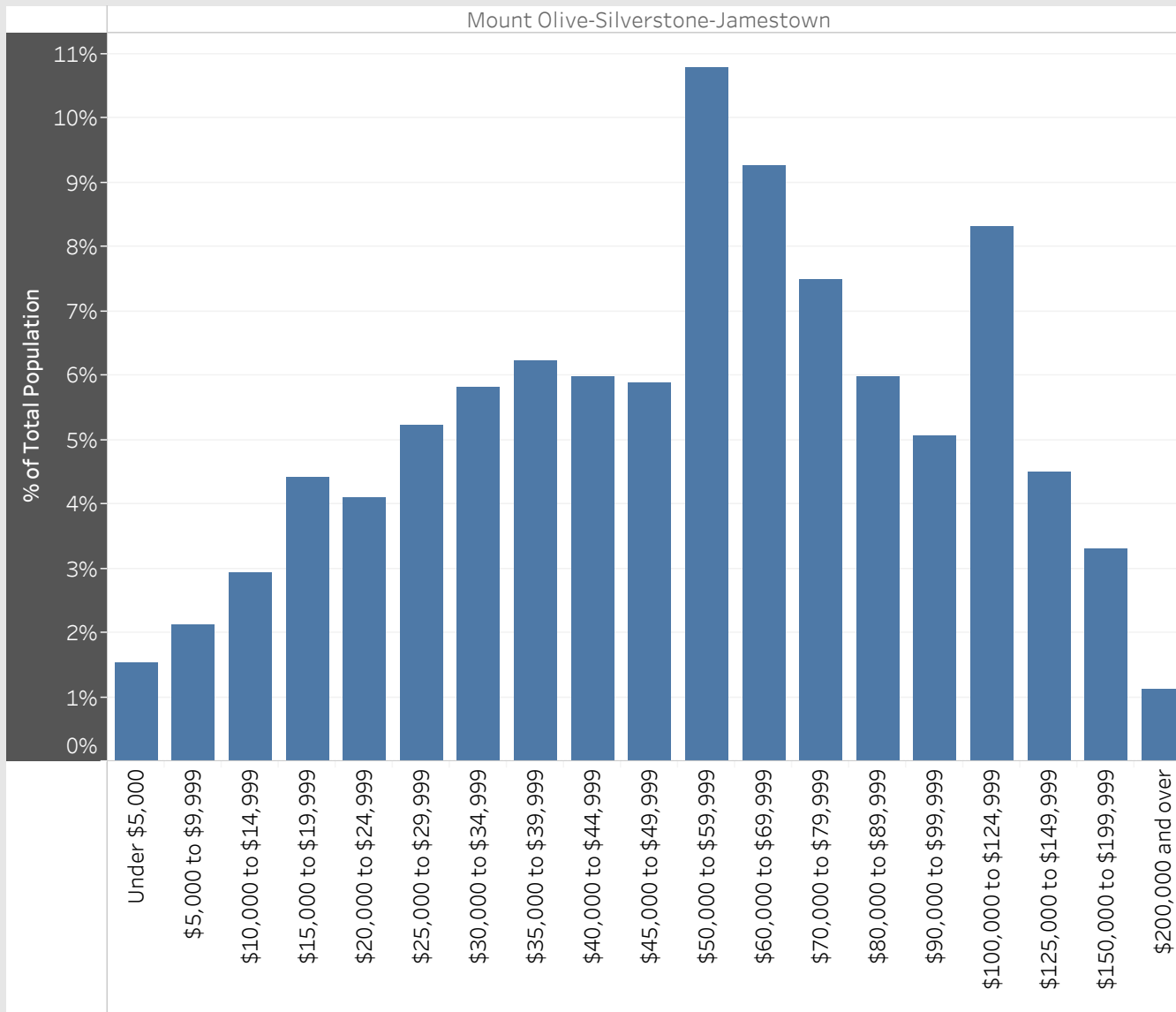


Mount Olive-Silverstone-Jamestown  
Neighbourhood Breakdown  
July 1st, 2015 - March 31st, 2018

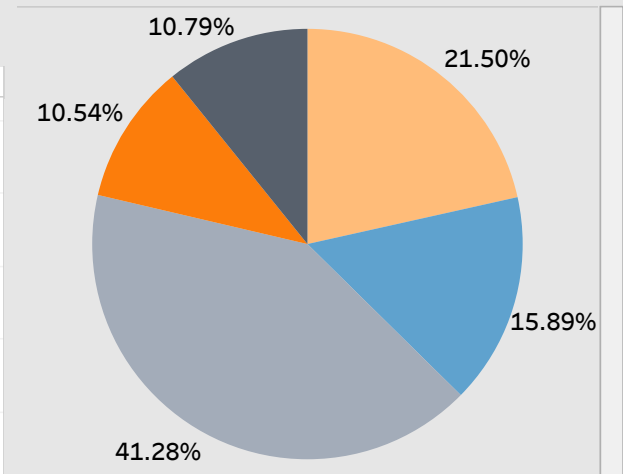


# 2016 StatsCan Data

## Household Income in Mount Olive-Silverstone-Jamestown



### Age



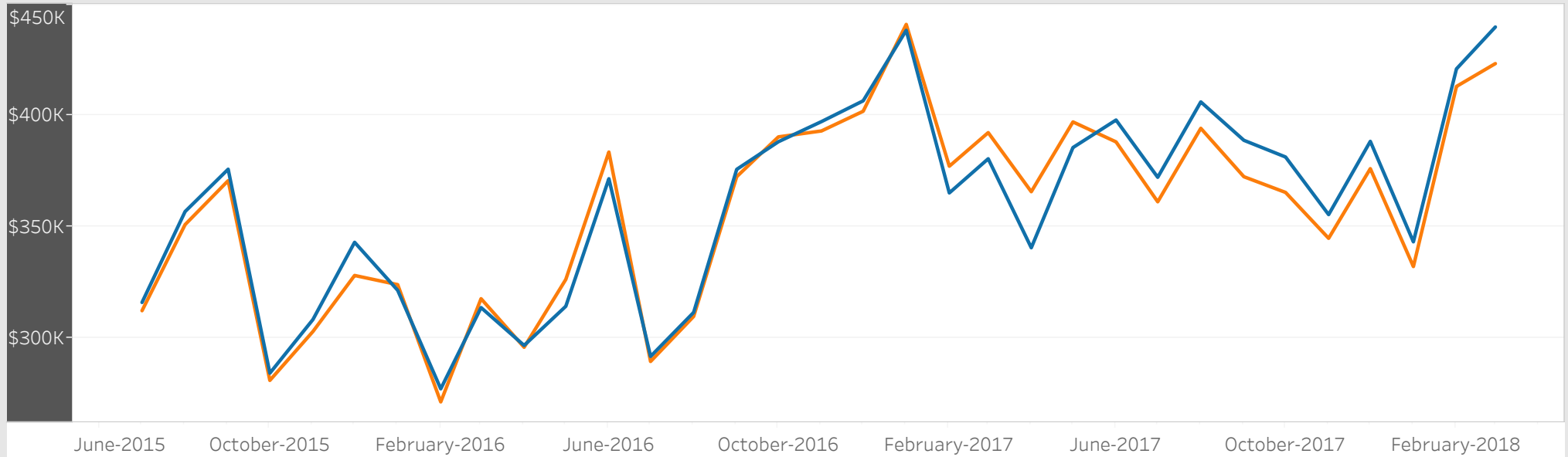
- Children (0-14 years)
- Youth (15-24 years)
- Working Age (25-54 years)
- Pre-retirement (55-64 years)
- Seniors (65+ years)

### Visible Minorities

South Asian	33.79%
Black	25.55%
Not a visible minority	13.32%
Arab	8.07%
Visible minority; n.i.e.	4.40%
West Asian	4.31%
Latin American	3.30%
Filipino	2.48%
Multiple visible minorities	1.86%
Southeast Asian	1.80%
Chinese	0.87%
Korean	0.21%
Japanese	0.03%

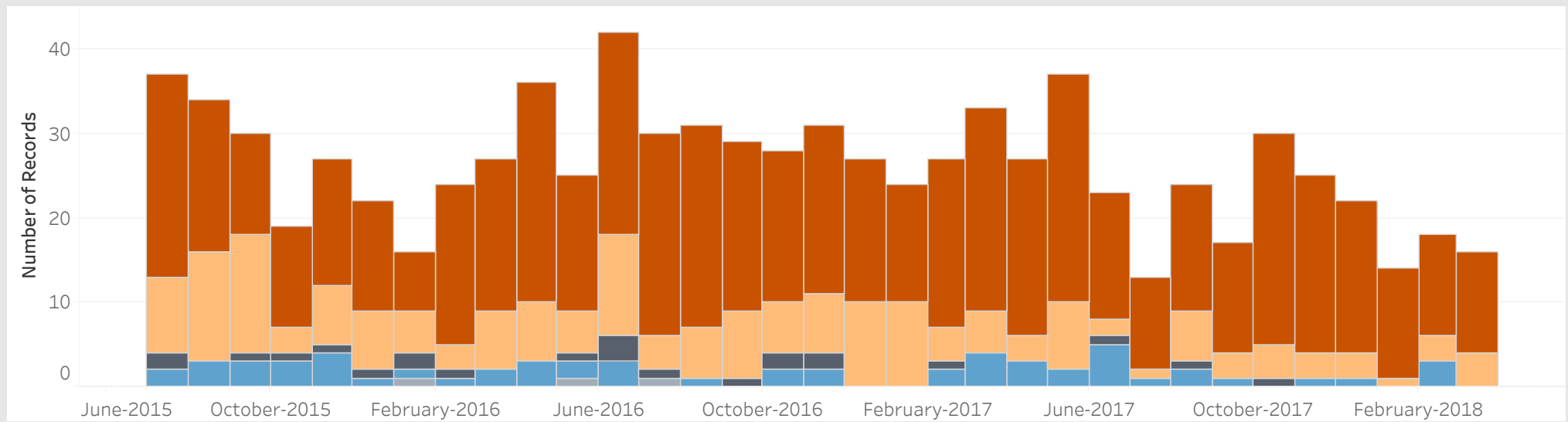
### Average Sold Price vs. Average Ask Price in Mount Olive-Silverstone-Jamestown

■ Avg. List Price    ■ Avg. Sold Price



### Properties Sold in Mount Olive-Silverstone-Jamestown by Month

■ Condo    ■ Detached    ■ Semi-Detached    ■ Townhouse    ■ Other



## Data

Month, Day, Year of Sold Date	Address1	Property Type	Bedrooms	Washrooms	Days on the Market	List Price	Sold Price
2 July, 2015	30 Kay Dr, Toronto	Detached	3	2	29	\$440K	\$432K
	116, 1793 Martin Grove Rd, Toronto	Townhouse	3	2	4	\$345K	\$334K
5 July, 2015	310, 2645 Kipling Ave, Toronto	Condo	2	2	30	\$104K	\$100K
	1101, 49 Silverstone Dr, Toronto	Condo	3	2	4	\$235K	\$237K
6 July, 2015	40 Beaconhill Rd, Toronto	Detached	4	4	6	\$590K	\$655K
	1110, 2645 Kipling Ave, Toronto	Condo	2	2	47	\$100K	\$97K
9 July, 2015	78 Gihon Spring Dr, Toronto	Detached	4	4	11	\$630K	\$631K
	268, 1601 Albion Rd, Toronto	Townhouse	3	3	13	\$340K	\$334K
10 July, 2015	29 Murchison Cres, Toronto	Semi-Detached	4	2	8	\$495K	\$490K
	1008, 10 Markbrook Lane, Toronto	Condo	1	2	46	\$220K	\$212K
12 July, 2015	41 Minglehaze Dr, Toronto	Detached	3	3	12	\$649K	\$635K
	1406, 2901 Kipling Ave, Toronto	Condo	2	2	72	\$180K	\$163K
13 July, 2015	9 Seguin Crt, Toronto	Semi-Detached	3	3	19	\$520K	\$516K
	23 Evangeline Crt, Toronto	Detached	3	2	8	\$589K	\$578K
14 July, 2015	808, 1 Rowntree Rd, Toronto	Condo	2	2	23	\$212K	\$208K
15 July, 2015	1601, 3 Rowntree Rd, Toronto	Condo	2	2	6	\$220K	\$220K
16 July, 2015	83 Kay Dr, Toronto	Detached	4	3	8	\$499K	\$494K
	604, 21 Markbrook Lane, Toronto	Condo	2	2	12	\$235K	\$235K
17 July, 2015	209, 1 Rowntree Rd, Toronto	Condo	2	2	26	\$210K	\$204K
	1501, 21 Markbrook Lane, Toronto	Condo	2	2	3	\$235K	\$230K
19 July, 2015	301, 3 Rowntree Rd, Toronto	Condo	2	2	22	\$220K	\$208K
	610, 2901 Kipling Ave, Toronto	Condo	2	2	13	\$187K	\$187K
20 July, 2015	1214, 5 Rowntree Rd, Toronto	Condo	2	2	19	\$218K	\$218K
22 July, 2015	15 Minglehaze Dr, Toronto	Detached	3	3	11	\$660K	\$647K
23 July, 2015	206, 2645 Kipling Ave, Toronto	Condo	2	2	18	\$130K	\$122K
	1402, 5 Rowntree Rd, Toronto	Condo	2	2	2	\$235K	\$239K
24 July, 2015	1706, 10 Markbrook Lane, Toronto	Condo	1	1	11	\$158K	\$158K
25 July, 2015	1407, 21 Markbrook Lane, Toronto	Condo	2	2	3	\$235K	\$230K

## Data

Month, Day, Year of Sold Date	Address1	Property Type	Bedrooms	Washrooms	Days on the Market	List Price	Sold Price
26 July, 2015	1908, 5 Rowntree Rd, Toronto	Condo	2	2	29	\$260K	\$251K
28 July, 2015	6 Pamela Crt, Toronto	Detached	4	2	2	\$510K	\$512K
	41 Collingdale Rd, Toronto	Detached	4	3	5	\$630K	\$625K
29 July, 2015	1106, 2901 Kipling Ave, Toronto	Condo	2	2	195	\$195K	\$180K
30 July, 2015	312, 21 Markbrook Lane, Toronto	Condo	2	2	28	\$224K	\$223K
	1802, 10 Markbrook Lane, Toronto	Condo	1	2	55	\$220K	\$215K
	# 504, 41 Markbrook Lane, Toronto	Condo	2	2	18	\$224K	\$213K
31 July, 2015	404, 2645 Kipling Ave, Toronto	Condo	2	2	68	\$110K	\$103K
	802, 41 Markbrook Lane, Toronto	Condo	2	2	13	\$225K	\$213K
1 August, 2015	2 Kirkside Crt, Toronto	Detached	4	3	18	\$650K	\$670K
3 August, 2015	19 Wallis Cres, Toronto	Detached	4	3	21	\$465K	\$459K
5 August, 2015	2 Garfella Dr, Toronto	Detached	4	3	22	\$530K	\$490K
	302, 10 Markbrook Lane, Toronto	Condo	1	2	23	\$230K	\$221K
	1807, 3 Rowntree Rd, Toronto	Condo	2	2	5	\$250K	\$250K
6 August, 2015	1011, 1 Rowntree Dr, Toronto	Condo	2	2	29	\$215K	\$206K
7 August, 2015	208, 1 Rowntree Rd, Toronto	Condo	2	2	32	\$208K	\$201K
8 August, 2015	35 Collingdale Rd, Toronto	Detached	3	3	3	\$600K	\$583K
	73 Collingdale Rd, Toronto	Detached	3	2	27	\$614K	\$595K
	804, 61 Markbrook Lane, Toronto	Condo	2	2	5	\$220K	\$223K
9 August, 2015	708, 61 Markbrook Lane, Toronto	Condo	2	2	20	\$215K	\$205K
	1107, 2901 Kipling Ave, Toronto	Condo	2	2	54	\$160K	\$153K
10 August, 2015	7 Marchbank Crt, Toronto	Detached	4	2	12	\$550K	\$550K
	217, 41 Markbrook Lane, Toronto	Condo	2	2	15	\$160K	\$154K
11 August, 2015	1808, 3 Rowntree Rd, Toronto	Condo	2	2	11	\$225K	\$225K
12 August, 2015	102, 41 Markbrook Lane, Toronto	Condo	2	2	8	\$235K	\$232K
	803, 61 Markbrook Lane, Toronto	Condo	2	2		\$219K	\$215K
	1609, 10 Markbrook Lane, Toronto	Condo	1	2	22	\$245K	\$225K
13 August, 2015	408, 10 Markbrook Lane, Toronto	Condo	1	2	16	\$275K	\$270K

## Data

Month, Day, Year of Sold Date	Address1	Property Type	Bedrooms	Washrooms	Days on the Market	List Price	Sold Price
16 August, 2015	7 Teresa Crt, Toronto	Detached	3	2	21	\$485K	\$470K
17 August, 2015	26 Collingdale Rd, Toronto	Detached	3	4	24	\$550K	\$580K
18 August, 2015	22 Strathavon Dr, Toronto	Detached	3	1	61	\$480K	\$473K
	33 Masseygrove Cres, Toronto	Detached	3	3	22	\$556K	\$546K
	1403, 3 Rowntree Rd, Toronto	Condo	2	2	63	\$215K	\$208K
19 August, 2015	23 Cathy Jean Cres, Toronto	Detached	3	3	9	\$470K	\$470K
	605, 3 Rowntree Rd, Toronto	Condo	2	2	17	\$220K	\$211K
	1207, 10 Markbrook Lane, Toronto	Condo	1	2	2	\$220K	\$210K
	2008, 3 Rowntree Rd, Toronto	Condo	2	2	30	\$215K	\$209K
20 August, 2015	30, 9 Kendleton Dr, Toronto	Townhouse	4	3	15	\$337K	\$347K
21 August, 2015	701, 41 Markbrook Lane, Toronto	Condo	2	2	14	\$230K	\$232K
25 August, 2015	63 Collingdale Rd, Toronto	Detached	4	4	14	\$750K	\$721K
26 August, 2015	260, 1601 Albion Rd, Toronto	Townhouse	3	2	8	\$340K	\$335K
27 August, 2015	16 Dorward Dr, Toronto	Detached	3	4	9	\$499K	\$500K
	193, 6448 Finch Ave, Toronto	Townhouse	3	2	1	\$299K	\$293K
1 September, 2015	21 Davistow Cres, Toronto	Detached	3	4	60	\$450K	\$420K
2 September, 2015	69 Silverstone Dr, Toronto	Detached	4	3	6	\$520K	\$520K
3 September, 2015	206, 61 Markbrook Lane, Toronto	Condo	2	2	15	\$230K	\$220K
	1503, 21 Markbrook Lane, Toronto	Condo	2	2	10	\$233K	\$233K
6 September, 2015	40 Strathavon Dr, Toronto	Detached	4	1	6	\$560K	\$545K
7 September, 2015	15 Burtonwood Cres, Toronto	Detached	4	2	21	\$500K	\$490K
	810, 10 Markbrook Lane, Toronto	Condo	1	2	13	\$184K	\$176K
8 September, 2015	9 Evangeline Crt, Toronto	Detached	3	3	12	\$490K	\$480K
	14 Pamela Crt, Toronto	Semi-Detached	3	4	4	\$500K	\$501K
	109, 1793 Martin Grove Rd, Toronto	Townhouse	3	2	14	\$345K	\$345K
9 September, 2015	1504, 21 Markbrook Lane, Toronto	Condo	2	2	23	\$235K	\$229K
10 September, 2015	1401, 21 Markbrook Lane, Toronto	Condo	2	2	30	\$235K	\$230K
12 September, 2015	24 Bulbourne Rd, Toronto	Detached	4	2	10	\$550K	\$546K

## Data

Month, Day, Year of Sold Date	Address1	Property Type	Bedrooms	Washrooms	Days on the Market	List Price	Sold Price
13 September, 2015	35 Cathy Jean Cres, Toronto	Detached	3	3	13	\$500K	\$498K
15 September, 2015	2 Burtonwood Cres, Toronto	Detached	3	2	30	\$550K	\$550K
	53, 1563 Albion Rd, Toronto	Townhouse	3	2	5	\$350K	\$350K
	308, 2901 Kipling Ave, Toronto	Condo	2	2	15	\$170K	\$165K
18 September, 2015	11 Haimer Ave, Toronto	Townhouse	4	3	5	\$349K	\$368K
	57 Kidron Valley Dr, Toronto	Detached	3	2	24	\$480K	\$460K
	1016, 5 Rowntree Rd, Toronto	Condo	2	2	13	\$225K	\$224K
20 September, 2015	18 Opal Crt, Toronto	Detached	4	2	20	\$500K	\$495K
	29 Garfella Dr, Toronto	Detached	4	3	60	\$540K	\$530K
23 September, 2015	79 Kay Dr, Toronto	Detached	3	3	13	\$500K	\$501K
	411, 40 Panorama Crt, Toronto	Condo	2	2	84	\$55K	\$50K
24 September, 2015	31 Kay Dr, Toronto	Detached	3	4	20	\$554K	\$538K
	1606, 2901 Kipling Ave, Toronto	Condo	2	2	55	\$174K	\$167K
	Ph1604, 1 Rowntree Rd, Toronto	Condo	2	2	28	\$240K	\$250K
28 September, 2015	809, 61 Markbrook Lane, Toronto	Condo	2	2	19	\$239K	\$241K
29 September, 2015	55 Collingdale Rd, Toronto	Detached	3	2	22	\$599K	\$584K
	409, 3 Rowntree Rd, Toronto	Condo	2	2	16	\$220K	\$215K
1 October, 2015	703, 2645 Kipling Ave, Toronto	Condo	2	2	38	\$99K	\$94K
5 October, 2015	410, 3 Rowntree Rd, Toronto	Condo	2	2	12	\$220K	\$215K
	608, 2645 Kipling Ave, Toronto	Condo	2	1	4	\$99K	\$92K
7 October, 2015	101, 49 Silverstone Dr, Toronto	Condo	3	2	3	\$245K	\$239K
8 October, 2015	808, 2901 Kipling Ave, Toronto	Condo	2	2	16	\$181K	\$178K
	1609, 21 Markbrook Lane, Toronto	Condo	2	2	21	\$240K	\$236K
12 October, 2015	12 Moffatt Crt, Toronto	Semi-Detached	3	2	33	\$439K	\$430K
15 October, 2015	1705, 10 Markbrook Lane, Toronto	Condo	1	2	15	\$199K	\$185K
18 October, 2015	1212, 3 Rowntree Rd, Toronto	Condo	2	2	27	\$219K	\$219K
19 October, 2015	26 Collingdale Rd, Toronto	Detached	3	4	19	\$550K	\$545K
21 October, 2015	81 Kidron Valley Dr, Toronto	Townhouse	3	3	21	\$425K	\$422K

## Data

Month, Day, Year of Sold Date	Address1	Property Type	Bedrooms	Washrooms	Days on the Market	List Price	Sold Price
21 October, 2015	217, 5 Rowntree Rd, Toronto	Condo	2	2	14	\$240K	\$233K
	1211, 3 Rowntree Rd, Toronto	Condo	2	2	28	\$270K	\$257K
25 October, 2015	24 Huson Crt, Toronto	Townhouse	3	3	19	\$425K	\$415K
	76 Haimer Ave, Toronto	Detached	4	2	7	\$440K	\$481K
	210, 6442 Finch Ave, Toronto	Townhouse	3	2	25	\$325K	\$324K
26 October, 2015	1202, 2901 Kipling Ave, Toronto	Condo	2	2	28	\$166K	\$167K
27 October, 2015	43 Mercedes Dr, Toronto	Detached	3	2	12	\$445K	\$432K
	513, 41 Markbrook Lane, Toronto	Condo	2	2	11	\$170K	\$170K
1 November, 2015	6 Mercedes Dr, Toronto	Detached	3	2		\$430K	\$410K
4 November, 2015	202, 21 Markbrook Lane, Toronto	Condo	2	2	75	\$224K	\$224K
	202, 6444 Finch Ave, Toronto	Townhouse	3	3	5	\$365K	\$360K
5 November, 2015	9 Vange Cres, Toronto	Detached	4	2	11	\$569K	\$560K
	801, 40 Panorama Crt, Toronto	Condo	2	2	38	\$50K	\$45K
6 November, 2015	15 Evangeline Crt, Toronto	Detached	3	3	1	\$530K	\$539K
8 November, 2015	611, 61 Markbrook Lane, Toronto	Condo	2	2	33	\$240K	\$238K
	1201, 40 Panorama Crt, Toronto	Condo	2	2	88	\$56K	\$59K
10 November, 2015	411, 61 Markbrook Lane, Toronto	Condo	2	2	27	\$235K	\$200K
11 November, 2015	69 Maryhill Dr, Toronto	Detached	4	2	16	\$700K	\$685K
	415, 5 Rowntree Rd, Toronto	Condo	2	2	33	\$249K	\$245K
	1604, 40 Panorama Crt, Toronto	Condo	2	2	45	\$60K	\$59K
12 November, 2015	1211, 41 Markbrook Lane, Toronto	Condo	2	2	28	\$160K	\$158K
13 November, 2015	16 Haimer Ave, Toronto	Semi-Detached	3	3	2	\$420K	\$420K
	406, 5 Rowntree Rd, Toronto	Condo	2	2	15	\$240K	\$237K
16 November, 2015	7 Blackbush Dr, Toronto	Detached	3	2	1	\$530K	\$505K
	507, 2645 Kipling Ave, Toronto	Condo	2	1	46	\$102K	\$93K
	1805, 2645 Kipling Ave, Toronto	Condo	2	1	16	\$103K	\$93K
19 November, 2015	1803, 40 Panorama Crt, Toronto	Condo	2	2	22	\$69K	\$59K
21 November, 2015	1503, 41 Markbrook Lane, Toronto	Condo	2	2	2	\$199K	\$210K



## Data

Month, Day, Year of Sold Date	Address1	Property Type	Bedrooms	Washrooms	Days on the Market	List Price	Sold Price
24 November, 2015	261, 1601 Albion Rd, Toronto	Townhouse	3	3	24	\$340K	\$332K
	1417, 5 Rowntree Rd, Toronto	Condo	2	2	28	\$250K	\$247K
25 November, 2015	#34, 2008 Martin Grove Rd, Toronto	Townhouse	3	2	42	\$330K	\$320K
26 November, 2015	9 Evangeline Crt, Toronto	Detached	3	3	8	\$490K	\$520K
27 November, 2015	23 Shockley Dr, Toronto	Detached	4	3	4	\$770K	\$763K
29 November, 2015	112, 1793 Martin Grove Rd, Toronto	Townhouse	3	3	10	\$370K	\$365K
30 November, 2015	605, 21 Markbrook Lane, Toronto	Condo	2	2	10	\$240K	\$230K
3 December, 2015	7 Hartismere Crt, Toronto	Detached	4	3	28	\$600K	\$587K
6 December, 2015	1501, 3 Rowntree Rd, Toronto	Condo	2	2	19	\$240K	\$243K
7 December, 2015	412, 21 Markbrook Lane, Toronto	Condo	2	4	13	\$240K	\$231K
	802, 60 Stevenson Rd, Toronto	Condo	2	2	8	\$180K	\$176K
	906, 40 Panorama Crt, Toronto	Condo	4	2	223	\$108K	\$78K
8 December, 2015	1409, 41 Markbrook Lane, Toronto	Condo	2	2	19	\$230K	\$228K
	1606, 41 Markbrook Lane, Toronto	Condo	2	2	12	\$240K	\$230K
10 December, 2015	7 Langfield Cres, Toronto	Semi-Detached	4	3	10	\$550K	\$545K
	25 Netherly Dr, Toronto	Detached	3	2	17	\$524K	\$486K
	108 Silverstone Dr, Toronto	Detached	4	2	14	\$565K	\$545K
11 December, 2015	1702, 41 Markbrook Lane, Toronto	Condo	2	2	3	\$215K	\$140K
12 December, 2015	1705, 10 Markbrook Lane, Toronto	Condo	1	2	21	\$240K	\$233K
15 December, 2015	73 Collingdale Rd, Toronto	Detached	3	2	36	\$560K	\$534K
	208, 41 Markbrook Lane, Toronto	Condo	2	2	9	\$226K	\$220K
16 December, 2015	40 Annabelle Dr, Toronto	Detached	3	2	22	\$600K	\$585K
	602, 40 Panorama Crt, Toronto	Condo	2	2	7	\$65K	\$60K
17 December, 2015	1103, 5 Rowntree Rd, Toronto	Condo	2	2	27	\$260K	\$252K
22 December, 2015	12 Overskate Crt, Toronto	Detached	4	4	28	\$715K	\$705K
	19 Bulbourne Rd, Toronto	Detached	4	2	34	\$599K	\$565K
23 December, 2015	221, 6432 Finch Ave, Toronto	Townhouse	4	2	28	\$355K	\$340K
29 December, 2015	1503, 21 Markbrook Lane, Toronto	Condo	2	2	18	\$233K	\$233K

## Data

Month, Day, Year of Sold Date	Address1	Property Type	Bedrooms	Washrooms	Days on the Market	List Price	Sold Price
5 January, 2016	19 Cathy Jean Cres, Toronto	Detached	3	2	19	\$570K	\$562K
	1609, 40 Panorama Crt, Toronto	Condo	2	1	21	\$50K	\$56K
10 January, 2016	20 Vange Cres, Toronto	Detached	3	3	1	\$580K	\$580K
11 January, 2016	1808, 40 Panorama Crt, Toronto	Condo	2	1	126	\$70K	\$63K
13 January, 2016	1207, 2645 Kipling Ave, Toronto	Condo	2	1	21	\$120K	\$111K
14 January, 2016	4 Cathy Jean Cres, Toronto	Detached	3	2	9	\$490K	\$485K
15 January, 2016	401, 41 Markbrook Lane, Toronto	Condo	2	2	98	\$233K	\$235K
19 January, 2016	19 Huson Crt, Toronto	Semi-Detached	3	2	1	\$435K	\$435K
21 January, 2016	90 Orpington Cres	Detached	5	2	7	\$400K	\$505K
	1510, 1 Rowntree Rd	Condo	2	2	17	\$215K	\$219K
22 January, 2016	68 Kendleton Dr	Detached	4	4	45	\$570K	\$535K
23 January, 2016	66, 1563 Albion Rd	Townhouse	4	3	2	\$369K	\$364K
26 January, 2016	409, 5 Rowntree Rd	Condo	2	2	20	\$210K	\$210K
	512, 41 Markbrook Lane	Other	2	2	71	\$240K	\$236K
28 January, 2016	48A Netherly Dr	Semi-Detached	3	1	1	\$460K	\$462K
29 January, 2016	1202, 2645 Kipling Ave	Condo	3	2	12	\$130K	\$125K
1 February, 2016	1410, 10 Markbrook Lane	Condo	2	2	4	\$245K	\$236K
3 February, 2016	1703, 5 Rowntree Rd	Condo	2	2	20	\$225K	\$212K
6 February, 2016	1405, 2901 Kipling Ave	Condo	2	2	4	\$185K	\$178K
	1501, 2901 Kipling Ave	Condo	1	1	35	\$162K	\$159K
8 February, 2016	33 Kay Dr	Detached	3	2	8	\$500K	\$495K
9 February, 2016	907, 2901 Kipling Ave	Condo	2	2	127	\$184K	\$175K
10 February, 2016	309, 41 Markbrook Lane	Condo	2	2	14	\$230K	\$226K
11 February, 2016	808, 3 Rowntree Rd	Condo	2	2	2	\$215K	\$226K
12 February, 2016	411, 5 Rowntree Rd	Condo	2	2	35	\$221K	\$218K
	1717, 5 Rowntree Rd	Condo	2	2	12	\$240K	\$238K
14 February, 2016	411, 2645 Kipling Ave	Condo	3	2	22	\$130K	\$121K
17 February, 2016	1010, 10 Markbrook Lane	Condo	2	2	19	\$259K	\$243K

## Data

Month, Day, Year of Sold Date	Address1	Property Type	Bedrooms	Washrooms	Days on the Market	List Price	Sold Price
19 February, 2016	22 Strathavon Dr	Detached	3	3	1	\$600K	\$601K
20 February, 2016	407, 2645 Kipling Ave	Condo	2	1	14	\$113K	\$109K
	608, 3 Rowntree Rd	Condo	2	2	79	\$250K	\$240K
	1509, 21 Markbrook Lane	Condo	2	2	15	\$236K	\$229K
22 February, 2016	275 Silverstone Dr	Detached	3	2	4	\$569K	\$575K
	1010, 3 Rowntree Rd	Condo	2	2	86	\$243K	\$230K
	1502, 61 Markbrook Lane	Condo	2	2	14	\$235K	\$237K
23 February, 2016	209, 41 Markbrook Lane	Condo	2	2	51	\$226K	\$215K
	233, 1585 Albion Rd N	Townhouse	4	3	2	\$360K	\$350K
24 February, 2016	#702, 41 Markbrook Lane	Condo	2	2	3	\$235K	\$234K
27 February, 2016	5 Valetta Crt	Semi-Detached	3	2	15	\$550K	\$530K
29 February, 2016	1602, 21 Markbrook Lane	Condo	2	2	14	\$235K	\$229K
3 March, 2016	1210, 61 Markbrook Lane	Condo	1	2	15	\$150K	\$147K
4 March, 2016	2204, 3 Rowntree Rd	Condo	2	2	85	\$265K	\$255K
6 March, 2016	705, 10 Markbrook Lane	Condo	2	2	14	\$229K	\$236K
7 March, 2016	75 Silverstone Dr	Detached	3	2	2	\$595K	\$577K
9 March, 2016	53 Mercedes Dr	Detached	3	2	7	\$400K	\$505K
	63 Silverstone Dr	Detached	3	2	7	\$599K	\$600K
	903, 5 Rowntree Rd	Condo	2	2	13	\$233K	\$230K
	1603, 2901 Kipling Ave	Condo	2	2	20	\$200K	\$193K
13 March, 2016	810, 10 Markbrook Lane	Condo	2	2	30	\$255K	\$252K
14 March, 2016	154, 6462 Finch Ave	Townhouse	4	3	6	\$375K	\$371K
	205, 21 Markbrook Lane	Condo	2	2	30	\$240K	\$239K
	812, 10 Markbrook Lane	Condo	2	2	18	\$240K	\$231K
15 March, 2016	1707, 5 Rowntree Rd	Condo	2	2	31	\$225K	\$226K
16 March, 2016	22 Beaconhill Rd	Detached	3	3	4	\$649K	\$653K
	412, 5 Rowntree Rd	Condo	2	2	8	\$220K	\$214K
17 March, 2016	411, 61 Markbrook Lane	Condo	2	2	27	\$238K	\$234K

## Data

Month, Day, Year of Sold Date	Address1	Property Type	Bedrooms	Washrooms	Days on the Market	List Price	Sold Price
18 March, 2016	9 Burtonwood Cres	Detached	3	2	4	\$600K	\$630K
	103, 61 Markbrook Lane	Condo	2	2	6	\$245K	\$238K
	805, 2645 Kipling Ave	Condo	2	1	17	\$100K	\$95K
	1404, 10 Markbrook Lane	Condo	2	2	13	\$245K	\$245K
20 March, 2016	702, 61 Markbrook Lane	Condo	2	2	2	\$250K	\$245K
24 March, 2016	5 Huson Crt	Detached	3	3	35	\$490K	\$476K
29 March, 2016	20 Netherly Dr	Detached	3	1	7	\$499K	\$561K
31 March, 2016	58, 1563 Albion Rd N	Townhouse	3	2	0	\$381K	\$380K
	402, 1 Rowntree Rd	Condo	2	2	2	\$240K	\$250K
	712, 40 Panorama Crt	Condo	3	2	42	\$53K	\$48K
	1802, 61 Markbrook Lane	Condo	2	2	10	\$250K	\$244K
1 April, 2016	1201, 2645 Kipling Ave	Condo	1	1	24	\$92K	\$85K
3 April, 2016	9 Haimer Ave	Townhouse	3	3	3	\$439K	\$455K
5 April, 2016	310, 3 Rowntree Rd	Condo	2	2	16	\$255K	\$256K
	904, 3 Rowntree Rd	Condo	2	2	22	\$249K	\$236K
	2009, 3 Rowntree Rd	Condo	2	2	26	\$295K	\$274K
7 April, 2016	114, 1793 Martin Grove Rd	Townhouse	3	3	3	\$380K	\$375K
	807, 5 Rowntree Rd	Condo	2	2	34	\$219K	\$205K
	1411, 3 Rowntree Rd	Condo	2	2	65	\$269K	\$253K
8 April, 2016	3 Mercedes Dr	Detached	3	3	13	\$520K	\$505K
	904, 2901 Kipling Ave	Condo	2	2	48	\$189K	\$189K
	1205, 41 Markbrook Lane	Condo	2	2	9	\$245K	\$240K
9 April, 2016	1009, 2901 Kipling Ave	Condo	2	2	35	\$199K	\$195K
12 April, 2016	61 Plowshare Cres	Detached	3	4	81	\$740K	\$740K
	502, 2901 Kipling Ave, Toronto	Condo	2	2	9	\$170K	\$164K
	505, 45 Silverstone Dr, Toronto	Condo	3	2	13	\$250K	\$253K
	903, 3 Rowntree Rd, Toronto	Condo	2	2	2	\$260K	\$260K
	1415, 1 Rowntree Rd	Condo	2	2	12	\$265K	\$260K

## Data

Month, Day, Year of Sold Date	Address1	Property Type	Bedrooms	Washrooms	Days on the Market	List Price	Sold Price
12 April, 2016	1608, 10 Markbrook Lane, Toronto	Condo	1	2	26	\$229K	\$228K
	1710, 2645 Kipling Ave, Toronto	Condo	2	2	8	\$104K	\$101K
15 April, 2016	1517, 5 Rowntree Rd	Condo	2	2	26	\$345K	\$330K
16 April, 2016	203, 40 Panorama Crt	Condo	3	2	3	\$75K	\$70K
17 April, 2016	612, 1 Rowntree Rd	Condo	2	2	3	\$224K	\$259K
21 April, 2016	1804, 41 Markbrook Lane	Condo	2	2	18	\$240K	\$240K
22 April, 2016	101, 60 Stevenson Rd	Condo	3	2	29	\$180K	\$180K
	1507, 61 Markbrook Lane	Condo	2	2	9	\$245K	\$246K
	1811, 40 Panorama Crt	Condo	3	2	21	\$75K	\$75K
25 April, 2016	1511, 21 Markbrook Lane	Condo	2	2	27	\$249K	\$244K
26 April, 2016	5 Hartismere Crt	Detached	3	2	6	\$565K	\$551K
	86 Haimer Ave	Detached	3	2	7	\$500K	\$581K
	194, 6444 Finch Ave W	Townhouse	3	2	15	\$380K	\$381K
27 April, 2016	21 Masseygrove Cres	Detached	4	4	29	\$600K	\$585K
	202, 40 Panorama Crt	Condo	3	2	19	\$180K	\$173K
	1003, 5 Rowntree Rd	Condo	2	2	20	\$250K	\$250K
28 April, 2016	30 Mercedes Dr	Detached	3	3	1	\$549K	\$560K
29 April, 2016	8 Franca Cres	Detached	3	2	9	\$580K	\$585K
30 April, 2016	808, 40 Panorama Crt	Condo	2	1	4	\$69K	\$60K
3 May, 2016	2901 Kipling Ave	Condo	2	2	13	\$200K	\$194K
5 May, 2016	1103, 41 Markbrook Lane	Condo	2	2	57	\$240K	\$235K
6 May, 2016	1 Roundtree Rd	Condo	2	2	17	\$256K	\$240K
	8 Pumfrey Cres	Townhouse	3	3	4	\$459K	\$482K
9 May, 2016	101, 10 Markbrook Lane	Condo	2	2	18	\$220K	\$220K
	803, 49 Silverstone Dr	Condo	2	2	0	\$275K	\$265K
12 May, 2016	1408, 1 Rowntree Rd	Condo	2	2	7	\$250K	\$251K
16 May, 2016	11 Franca Cres	Detached	3	3	6	\$400K	\$550K
17 May, 2016	28 Annabelle Dr S	Detached	3	3	12	\$669K	\$703K

## Data

Month, Day, Year of Sold Date	Address1	Property Type	Bedrooms	Washrooms	Days on the Market	List Price	Sold Price
18 May, 2016	502, 10 Markbrook Lane	Condo	2	2	15	\$275K	\$268K
19 May, 2016	407, 21 Markbrook Lane	Condo	2	2	54	\$275K	\$263K
22 May, 2016	1004, 60 Stevenson Rd	Condo	2	2	7	\$160K	\$181K
24 May, 2016	6 Blackbush Dr	Detached	4	2	11	\$575K	\$652K
	71 Strathavon Dr	Detached	3	2	12	\$600K	\$606K
	1212, 3 Rowntree Rd	Condo	2	2	4	\$300K	\$298K
	1601, 2645 Kipling Ave	Condo	1	1	18	\$80K	\$80K
25 May, 2016	407, 10 Garfella Dr	Other	3	2	77	\$150K	\$138K
	1105, 1 Rowntree Rd	Condo	2	2	22	\$249K	\$235K
26 May, 2016	16 Haimer Ave	Semi-Detached	3	3	7	\$489K	\$530K
	1417, 1 Rowntree Rd	Condo	2	2	15	\$285K	\$275K
27 May, 2016	312, 41 Markbrook Lane	Condo	1	2	11	\$173K	\$173K
28 May, 2016	164, 6450 Finch Ave W	Townhouse	3	2	16	\$375K	\$370K
	205, 40 Panorama Crt	Condo	2	1	30	\$59K	\$52K
	2303, 3 Rowntree Rd	Condo	2	2	1	\$290K	\$275K
31 May, 2016	14 Dorward Dr	Detached	3	2	6	\$550K	\$621K
1 June, 2016	9 Adeline Crt	Detached	3	2	3	\$519K	\$601K
2 June, 2016	17 Davistow Cres	Detached	3	3	1	\$566K	\$565K
	611, 10 Markbrook Lane	Condo	2	2	25	\$245K	\$245K
5 June, 2016	75 Kidron Valley Dr	Townhouse	3	3	6	\$480K	\$508K
	1204, 2901 Kipling Ave	Condo	2	2	30	\$205K	\$201K
6 June, 2016	204, 41 Markbrook Lane	Condo	2	2	21	\$250K	\$242K
7 June, 2016	41 Annabelle Dr	Detached	4	4	8	\$600K	\$756K
	62 Masseygrove Cres	Detached	3	2	3	\$660K	\$700K
	304, 61 Markbrook Lane	Condo	2	2	11	\$250K	\$242K
8 June, 2016	1 Giles Crt	Detached	3	2	7	\$490K	\$550K
	2, 415 Silverstone Dr	Townhouse	3	2	15	\$376K	\$368K
	53 Dorward Dr	Detached	3	2	7	\$630K	\$670K

## Data

Month, Day, Year of Sold Date	Address1	Property Type	Bedrooms	Washrooms	Days on the Market	List Price	Sold Price
8 June, 2016	1015, 5 Rowntree Rd	Condo	2	2	3	\$300K	\$275K
	# 705, 2901 Kipling Ave	Condo	2	2	12	\$197K	\$194K
9 June, 2016	315, 61 Markbrook Lane	Condo	1	2	16	\$200K	\$190K
	810, 3 Rowntree Rd	Condo	2	2	0	\$222K	\$222K
10 June, 2016	303, 40 Panorama Crt	Condo	4	2	27	\$90K	\$88K
	1110, 41 Markbrook Lane	Condo	1	2	14	\$200K	\$200K
	1612, 5 Rowntree Rd	Condo	2	2	15	\$285K	\$285K
11 June, 2016	1809, 5 Rowntree Rd	Condo	2	2	51	\$239K	\$232K
12 June, 2016	52 Haimer Ave	Townhouse	3	3	3	\$460K	\$500K
	83 Kidron Valley Dr	Semi-Detached	3	3	5	\$500K	\$555K
14 June, 2016	21 Orpington Cres	Detached	4	2	30	\$550K	\$546K
	1206, 61 Markbrook Lane	Condo	2	2	25	\$255K	\$251K
15 June, 2016	603, 41 Markbrook Lane	Condo	2	1	42	\$240K	\$238K
	1006, 61 Markbrook Lane	Condo	2	2	21	\$260K	\$255K
16 June, 2016	604, 49 Silverstone Dr	Condo	3	2	1	\$295K	\$287K
17 June, 2016	4 Pumfrey Cres	Semi-Detached	3	2	9	\$451K	\$429K
	514, 61 Markbrook Lane	Condo	1	2	83	\$180K	\$173K
	1008, 2901 Kipling Ave	Condo	2	2	16	\$205K	\$199K
19 June, 2016	16 Bulbourne Rd	Detached	4	3	7	\$650K	\$709K
21 June, 2016	51 Murchison Cres	Detached	3	2	21	\$670K	\$653K
	64 Wallis Cres	Detached	3	2	5	\$560K	\$553K
	412, 5 Rowntree Rd	Condo	2	2	4	\$300K	\$290K
24 June, 2016	610, 10 Markbrook Lane	Condo	2	2	66	\$250K	\$240K
25 June, 2016	1403, 2901 Kipling Ave	Condo	2	2	13	\$210K	\$205K
27 June, 2016	10 Moffat Crt	Semi-Detached	3	3	11	\$489K	\$515K
28 June, 2016	68 Kendleton Dr	Detached	4	4	11	\$600K	\$675K
29 June, 2016	45 Overskate Crt	Detached	4	4	2	\$739K	\$789K
	1503, 5 Rowntree Rd	Condo	2	2	20	\$285K	\$275K

## Data

Month, Day, Year of Sold Date	Address1	Property Type	Bedrooms	Washrooms	Days on the Market	List Price	Sold Price
29 June, 2016	1703, 5 Rowntree Rd	Condo	2	2	27	\$315K	\$305K
	1807, 2645 Kipling Ave	Condo	2	1	20	\$140K	\$135K
5 July, 2016	20 Dorward Dr	Detached	3	2	11	\$640K	\$696K
	708, 2645 Kipling Ave	Condo	2	1	27	\$109K	\$109K
	1205, 49 Silverstone Dr	Condo	2	2	4	\$290K	\$280K
6 July, 2016	73 Kay Dr	Detached	4	2	0	\$600K	\$600K
	715, 5 Rowntree Rd	Condo	2	2	23	\$289K	\$270K
	1407, 10 Markbrook Lane	Condo	2	2	16	\$250K	\$241K
7 July, 2016	706, 1 Rowntree Rd	Condo	2	2	58	\$329K	\$315K
	1008, 5 Rowntree Rd	Condo	2	2	17	\$309K	\$293K
8 July, 2016	16 Burtonwood Cres	Detached	3	2	16	\$599K	\$590K
	401, 3 Rowntree Rd	Condo	2	2	17	\$300K	\$289K
	502, 2901 Kipling Ave	Condo	2	2	18	\$250K	\$240K
	1206, 1 Rowntree Rd	Condo	2	2	23	\$275K	\$273K
9 July, 2016	608, 10 Markbrook Lane	Condo	3	2	5	\$242K	\$234K
	703, 40 Panorama Crt	Condo	3	2	33	\$50K	\$47K
10 July, 2016	6 Wray Crt	Semi-Detached	3	2	5	\$490K	\$505K
14 July, 2016	505, 21 Markbrook Lane	Condo	2	2	20	\$280K	\$264K
	Ph 09, 41 Markbrook Lane	Condo	2	2	14	\$260K	\$258K
19 July, 2016	1006, 21 Markbrook Lane	Condo	1	1	15	\$166K	\$160K
20 July, 2016	1205, 40 Panorama Crt	Condo	2	1	26	\$46K	\$47K
21 July, 2016	1907, 2645 Kipling Ave	Condo	2	1	23	\$140K	\$135K
	#1708, 3 Rowntree Rd	Condo	2	2	11	\$260K	\$268K
22 July, 2016	1903, 2645 Kipling Ave	Condo	2	2	20	\$135K	\$135K
25 July, 2016	809, 40 Panorama Crt	Condo	2	1	108	\$60K	\$56K
26 July, 2016	27 Maxine Rd	Detached	3	2	38	\$550K	\$548K
27 July, 2016	1617, 5 Rowntree Rd	Condo	2	2	34	\$290K	\$271K
28 July, 2016	19 Maxine Rd	Other	3	3	7	\$549K	\$565K



## Data

Month, Day, Year of Sold Date	Address1	Property Type	Bedrooms	Washrooms	Days on the Market	List Price	Sold Price
28 July, 2016	1003, 61 Markbrook Lane	Condo	2	2	1	\$265K	\$259K
29 July, 2016	808, 21 Markbrook Lane	Condo	2	2	8	\$245K	\$240K
	1605, 61 Markbrook Lane	Condo	2	2	44	\$255K	\$251K
30 July, 2016	1402, 3 Rowntree Rd	Condo	2	2	1	\$225K	\$240K
1 August, 2016	1003, 60 Stevenson Rd	Condo	2	2	7	\$225K	\$205K
2 August, 2016	506, 10 Markbrook Lane	Condo	1	1	21	\$199K	\$194K
	1810, 41 Markbrook Lane	Condo	1	2	19	\$190K	\$186K
4 August, 2016	707, 5 Rowntree Rd	Condo	2	2	21	\$320K	\$310K
	1108, 21 Markbrook Lane	Condo	2	2	26	\$275K	\$269K
	#1112, 21 Markbrook Lane	Condo	2	2	6	\$270K	\$275K
5 August, 2016	401, 2901 Kipling Ave	Condo	1	1	16	\$200K	\$192K
8 August, 2016	88 Stevenson Rd	Detached	3	3	11	\$689K	\$750K
	305, 41 Markbrook Lane	Condo	2	2	30	\$255K	\$249K
	408, 40 Panorama Crt	Condo	2	1	6	\$45K	\$48K
	604, 2645 Kipling Ave	Condo	2	2	27	\$140K	\$136K
9 August, 2016	1510, 10 Markbrook Lane	Condo	2	2	25	\$260K	\$245K
10 August, 2016	44, 1555 Albion Rd	Townhouse	3	2	14	\$390K	\$395K
	1011, 1 Rowntree Dr	Condo	2	2	40	\$285K	\$273K
	1110, 10 Markbrook Lane	Condo	2	2	1	\$248K	\$251K
12 August, 2016	#411, 41 Markbrook Lane	Condo	2	2	25	\$250K	\$243K
14 August, 2016	407, 5 Rowntree Rd	Condo	2	2	16	\$245K	\$230K
	1001, 10 Markbrook Lane	Condo	2	2	4	\$270K	\$262K
16 August, 2016	83 John Garland Blvd E	Detached	4	3	1	\$559K	\$535K
	914, 5 Rowntree Rd	Condo	2	2	5	\$280K	\$270K
17 August, 2016	904, 61 Markbrook Lane	Condo	2	2	23	\$250K	\$245K
18 August, 2016	15 Strathavon Dr	Detached	3	2	28	\$690K	\$685K
	30 Vange Cres	Detached	4	3	8	\$545K	\$567K
	1708, 40 Panorama Cres	Condo	2	1	24	\$53K	\$54K

Data

Month, Day, Year of Sold Date	Address1	Property Type	Bedrooms	Washrooms	Days on the Market	List Price	Sold Price
19 August, 2016	701, 2901 Kipling Ave	Condo	1	1	37	\$210K	\$207K
23 August, 2016	401, 61 Markbrook Lane	Condo	2	2	4	\$272K	\$265K
25 August, 2016	22 Masseygrove Cres	Detached	4	2	6	\$599K	\$595K
29 August, 2016	705, 49 Silverstone Dr	Condo	2	2	4	\$290K	\$282K
	1508, 5 Rowntree Rd	Condo	2	2	31	\$250K	\$244K
30 August, 2016	603, 45 Silverstone Dr	Condo	3	2	1	\$300K	\$295K
31 August, 2016	145 Silverstone Dr	Detached	4	2	9	\$600K	\$640K
1 September, 2016	1508, 61 Markbrook Lane	Condo	2	2	77	\$265K	\$257K
2 September, 2016	16 Netherly Dr	Detached	4	2	8	\$610K	\$633K
5 September, 2016	1005, 41 Markbrook Lane	Condo	2	2	3	\$259K	\$268K
6 September, 2016	209, 5 Rowntree Rd	Condo	2	2	20	\$270K	\$285K
	# 207, 2645 Kipling Ave	Condo	2	1	8	\$110K	\$120K
8 September, 2016	305, 61 Markbrook Lane	Condo	2	2	1	\$272K	\$260K
	308, 21 Markbrook Lane	Condo	2	2	13	\$247K	\$245K
	1104, 2901 Kipling Ave	Condo	2	2	27	\$260K	\$251K
	1403, 41 Markbrook Lane	Condo	2	2	16	\$266K	\$257K
10 September, 2016	706, 2645 Kipling Ave	Condo	3	2	0	\$135K	\$135K
11 September, 2016	805, 21 Markbrook Lane	Condo	2	2	36	\$254K	\$250K
12 September, 2016	44 Franca Cres	Detached	3	3	29	\$640K	\$607K
	47 Collingdale Rd	Detached	4	4	6	\$860K	\$960K
13 September, 2016	503, 2645 Kipling Ave	Condo	2	2	18	\$139K	\$135K
15 September, 2016	203, 60 Stevenson Rd	Condo	2	2	11	\$207K	\$195K
17 September, 2016	1606, 60 Stevenson Rd	Condo	1	1	10	\$160K	\$153K
18 September, 2016	32 Davistow Cres	Detached	4	2	6	\$595K	\$640K
	47 Mercedes Dr	Detached	3	3	6	\$550K	\$550K
	1506, 10 Markbrook Lane	Condo	1	1	13	\$199K	\$197K
19 September, 2016	801, 1 Rowntree Rd	Condo	2	2	19	\$339K	\$330K
20 September, 2016	90 Orpington Cres	Detached	5	4	24	\$750K	\$705K

## Data

Month, Day, Year of Sold Date	Address1	Property Type	Bedrooms	Washrooms	Days on the Market	List Price	Sold Price
20 September, 2016	1217, 1 Rowntree Rd	Condo	2	2	5	\$285K	\$290K
21 September, 2016	10 Sheila Crt	Semi-Detached	4	4	6	\$650K	\$648K
22 September, 2016	274 Silverstone Dr	Detached	3	2	38	\$769K	\$685K
23 September, 2016	113 Mount Olive Dr	Detached	4	3	8	\$660K	\$621K
27 September, 2016	301, 45 Silverstone Dr	Condo	3	2	19	\$300K	\$285K
	1209, 10 Markbrook Lane	Condo	2	2	33	\$268K	\$268K
28 September, 2016	1008, 3 Rowntree Rd	Condo	2	2	8	\$300K	\$297K
30 September, 2016	201, 10 Markbrook Lane	Condo	2	2	47	\$280K	\$275K
3 October, 2016	809, 61 Markbrook Lane	Condo	2	2	12	\$269K	\$284K
	1104, 10 Markbrook Lane	Condo	2	2	26	\$270K	\$270K
5 October, 2016	211, 10 Markbrook Lane	Condo	2	2	43	\$270K	\$265K
6 October, 2016	28 Wallis Cres	Semi-Detached	3	2	10	\$575K	\$555K
	401, 1 Rowntree Rd	Condo	2	2	22	\$285K	\$285K
	408, 49 Silverstone Dr	Condo	3	2	10	\$359K	\$340K
7 October, 2016	15 Beaconhill Rd	Detached	3	3	4	\$699K	\$760K
	107, 41 Markbrook Lane	Condo	2	2	64	\$235K	\$226K
	902, 10 Markbrook Lane	Condo	2	2	6	\$275K	\$275K
9 October, 2016	18, 59 Lexington Ave	Townhouse	4	3	0	\$440K	\$421K
11 October, 2016	32 Mercedes Dr	Detached	3	3	8	\$500K	\$573K
14 October, 2016	47 Murchison Cres	Detached	3	2	17	\$680K	\$675K
15 October, 2016	302, 5 Rowntree Rd	Condo	2	2	62	\$286K	\$286K
	1106, 5 Rowntree Rd	Condo	2	2	25	\$275K	\$262K
16 October, 2016	203, 3 Rowntree Rd	Condo	2	2	20	\$270K	\$256K
18 October, 2016	702, 5 Rowntree Rd	Condo	2	2	32	\$280K	\$270K
19 October, 2016	1504, 40 Panorama Crt	Condo	3	2	29	\$130K	\$129K
21 October, 2016	1 Elmcliffe Crt	Detached	4	4	13	\$779K	\$790K
	1 Huson Crt	Detached	3	2	16	\$625K	\$660K
24 October, 2016	703, 49 Silverstone Dr	Condo	2	2	17	\$320K	\$310K

## Data

Month, Day, Year of Sold Date	Address1	Property Type	Bedrooms	Washrooms	Days on the Market	List Price	Sold Price
25 October, 2016	301, 61 Markbrook Lane	Condo	2	2	27	\$265K	\$275K
27 October, 2016	133 Stevenson Rd	Semi-Detached	4	3	8	\$629K	\$645K
	604, 60 Stevenson Rd	Condo	2	2	9	\$205K	\$195K
	1701, 41 Markbrook Lane	Condo	2	2	13	\$269K	\$270K
28 October, 2016	407, 5 Rowntree Rd	Condo	2	2	14	\$329K	\$329K
30 October, 2016	111 Mount Olive Dr	Detached	3	2	16	\$659K	\$650K
31 October, 2016	17, 9 Kendleton Dr	Townhouse	3	2	23	\$399K	\$391K
	1510, 3 Rowntree Rd	Condo	2	2	16	\$295K	\$285K
2 November, 2016	209, 2901 Kipling Ave	Condo	2	2	33	\$270K	\$263K
	904, 41 Markbrook Lane	Condo	2	2	16	\$270K	\$265K
	1109, 21 Markbrook Lane	Condo	2	2	35	\$280K	\$276K
4 November, 2016	6 Bulbourne Rd	Detached	4	4	40	\$1,300K	\$1,115K
7 November, 2016	39 Franca Cres	Detached	3	3	6	\$533K	\$580K
	601, 40 Panorama Crt	Condo	3	2	6	\$60K	\$60K
8 November, 2016	59, 1563 Albion Rd	Townhouse	3	2	11	\$380K	\$375K
	404, 3 Rowntree Rd	Condo	2	2	47	\$289K	\$275K
10 November, 2016	20, 9 Kendleton Dr	Townhouse	3	2	49	\$400K	\$395K
	605, 60 Stevenson Rd	Condo	2	2	17	\$205K	\$200K
14 November, 2016	22 Plowshare Cres	Detached	4	4	6	\$890K	\$930K
	904, 5 Rowntree Rd	Condo	2	2	3	\$299K	\$301K
16 November, 2016	405, 61 Markbrook Lane	Condo	2	2	12	\$300K	\$300K
	1905, 10 Markbrook Lane	Condo	2	2	33	\$280K	\$274K
17 November, 2016	10 Huson Crt	Semi-Detached	3	3	41	\$530K	\$520K
	43 Kendleton Dr	Detached	3	2	98	\$750K	\$749K
18 November, 2016	66 Minglehaze Dr	Detached	3	4	10	\$749K	\$745K
	807, 40 Panorama Crt	Condo	2	1	100	\$70K	\$70K
	1612, 21 Markbrook Lane	Condo	2	2	70	\$275K	\$263K
	1707, 41 Markbrook Lane	Condo	2	2	0	\$280K	\$279K

## Data

Month, Day, Year of Sold Date	Address1	Property Type	Bedrooms	Washrooms	Days on the Market	List Price	Sold Price
19 November, 2016	409, 2901 Kipling Ave	Condo	2	2	13	\$267K	\$261K
22 November, 2016	205, 3 Rowntree Rd	Condo	2	2	17	\$299K	\$285K
23 November, 2016	7 Moffatt Crt	Detached	3	3	5	\$500K	\$560K
	44 Plowshare Cres	Detached	4	4	2	\$850K	\$885K
29 November, 2016	1711, 40 Panorama Crt	Condo	3	2	46	\$88K	\$75K
	Ph04, 41 Markbrook Lane	Condo	2	2	5	\$279K	\$288K
30 November, 2016	48A Netherly Dr	Semi-Detached	3	3	27	\$679K	\$671K
	304, 2645 Kipling Ave	Condo	2	2	22	\$130K	\$120K
	604, 2901 Kipling Ave	Condo	2	2	19	\$275K	\$270K
	1006, 21 Markbrook Lane	Condo	1	1	40	\$240K	\$230K
	1403, 5 Rowntree Rd	Condo	2	2	21	\$300K	\$305K
2 December, 2016	111, 41 Markbrook Lane	Condo	2	2	11	\$248K	\$241K
	416, 5 Rowntree Rd	Condo	2	2	23	\$270K	\$272K
	1004, 2901 Kipling Ave	Condo	2	2	20	\$255K	\$250K
3 December, 2016	312, 1 Rowntree Rd	Condo	2	2	63	\$309K	\$295K
7 December, 2016	614, 1 Rowntree Rd	Condo	2	2	67	\$315K	\$304K
	909, 21 Markbrook Lane	Condo	2	2	20	\$240K	\$245K
8 December, 2016	34 Blackbush Dr	Detached	3	3	65	\$685K	\$675K
	1607, 2901 Kipling Ave	Condo	2	2	33	\$270K	\$256K
9 December, 2016	76 Kendleton Dr	Detached	5	3	8	\$700K	\$697K
	317, 1 Rowntree Rd	Condo	2	2	43	\$300K	\$289K
13 December, 2016	44 Masseygrove Cres	Detached	5	3	15	\$680K	\$675K
	1607, 61 Markbrook Lane	Condo	2	2	26	\$280K	\$262K
14 December, 2016	6 Burtonwood Cres	Detached	3	2	13	\$600K	\$620K
15 December, 2016	308, 40 Panorama Crt	Condo	2	1	29	\$70K	\$70K
	908, 2901 Kipling Ave	Condo	2	2	56	\$258K	\$254K
	1404, 61 Markbrook Lane	Condo	2	2	17	\$300K	\$300K
17 December, 2016	1103, 10 Markbrook Lane	Condo	2	2	63	\$269K	\$258K

Data

Month, Day, Year of Sold Date	Address1	Property Type	Bedrooms	Washrooms	Days on the Market	List Price	Sold Price
20 December, 2016	88 Orpington Cres	Detached	4	2	5	\$530K	\$565K
21 December, 2016	1217, 5 Rowntree Rd	Condo	2	2	33	\$324K	\$317K
22 December, 2016	8 Franca Cres	Detached	3	2	10	\$579K	\$615K
	808, 40 Panorama Crt	Condo	2	1	27	\$80K	\$79K
23 December, 2016	5 Evangeline Crt	Detached	3	3	34	\$629K	\$608K
26 December, 2016	809, 3 Rowntree Rd	Condo	2	2	6	\$299K	\$290K
28 December, 2016	169 Silverstone Dr	Detached	4	3	44	\$769K	\$735K
	1511, 5 Rowntree Rd	Condo	2	2	27	\$325K	\$314K
29 December, 2016	71 Strathavon Dr	Detached	3	4	54	\$747K	\$728K
30 December, 2016	21 Orpington Cres	Detached	4	2	51	\$649K	\$640K
1 January, 2017	405, 41 Markbrook Lane	Condo	2	2	31	\$285K	\$280K
3 January, 2017	18 Willie Crt	Detached	3	2	54	\$560K	\$548K
4 January, 2017	17 Wallis Cres	Detached	4	3	34	\$580K	\$565K
5 January, 2017	409, 5 Rowntree Rd	Condo	2	2	18	\$280K	\$260K
7 January, 2017	1610, 5 Rowntree Rd	Condo	2	2	33	\$250K	\$282K
11 January, 2017	3 Blackbush Dr	Detached	3	2	58	\$630K	\$620K
14 January, 2017	717, 5 Rowntree Rd	Condo	2	2	2	\$335K	\$330K
16 January, 2017	1509, 41 Markbrook Lane	Condo	2	2	32	\$286K	\$286K
17 January, 2017	309, 3 Rowntree Rd	Condo	2	2	20	\$310K	\$308K
	1610, 41 Markbrook Lane	Condo	1	2	0	\$220K	\$219K
18 January, 2017	16 Franca Cres	Detached	3	3	49	\$650K	\$625K
19 January, 2017	1012, 1 Rowntree Rd	Condo	2	2	15	\$319K	\$314K
21 January, 2017	1410, 10 Markbrook Lane	Condo	2	2	11	\$290K	\$285K
22 January, 2017	44 Almayo Cres	Detached	3	2	6	\$660K	\$660K
23 January, 2017	310, 2901 Kipling Ave	Condo	1	2	9	\$210K	\$212K
24 January, 2017	15 Wallis Cres	Detached	3	3	7	\$585K	\$680K
	73 Kay Dr	Detached	4	4	11	\$730K	\$713K
25 January, 2017	42 Davistow Cres	Detached	3	2	3	\$650K	\$679K

## Data

Month, Day, Year of Sold Date	Address1	Property Type	Bedrooms	Washrooms	Days on the Market	List Price	Sold Price
26 January, 2017	503, 49 Silverstone Dr	Condo	2	2	20	\$330K	\$324K
28 January, 2017	26 Collingdale Rd	Detached	3	4	46	\$730K	\$775K
	204, 21 Markbrook Lane	Condo	2	2	17	\$269K	\$269K
31 January, 2017	4 Graceland Crt	Detached	3	3	58	\$859K	\$847K
	707, 41 Markbrook Lane	Condo	2	2	13	\$275K	\$280K
	1101, 2901 Kipling Ave	Condo	1	1	17	\$229K	\$225K
2 February, 2017	506, 5 Rowntree Rd	Condo	2	2	19	\$270K	\$300K
	1802, 2645 Kipling Ave	Condo	3	2	57	\$145K	\$145K
3 February, 2017	25 Beaconhill Rd	Detached	3	2	2	\$799K	\$850K
	501, 2901 Kipling Ave	Condo	1	1	17	\$220K	\$216K
5 February, 2017	147, 6452 Finch Ave	Townhouse	4	3	2	\$399K	\$430K
	1704, 10 Markbrook Lane	Condo	2	2	33	\$280K	\$274K
6 February, 2017	18 Masseygrove Cres	Detached	5	3	4	\$739K	\$747K
	709, 1 Rowntree Rd	Condo	2	2	3	\$290K	\$283K
	1005, 41 Markbrook Lane	Condo	2	2	5	\$285K	\$294K
7 February, 2017	1607, 1 Rowntree Rd	Condo	2	2	4	\$337K	\$321K
8 February, 2017	810, 10 Markbrook Lane	Condo	2	2	24	\$290K	\$285K
9 February, 2017	19 Tinton Cres	Semi-Detached	3	2	1	\$630K	\$651K
	509, 1 Rowntree Rd	Condo	2	2	6	\$340K	\$339K
	804, 41 Markbrook Lane	Condo	2	2	17	\$274K	\$273K
10 February, 2017	1802, 3 Rowntree Rd	Condo	2	2	21	\$340K	\$330K
12 February, 2017	1105, 1 Rowntree Rd	Condo	2	2	23	\$359K	\$359K
17 February, 2017	1604, 21 Markbrook Lane	Condo	2	2	20	\$289K	\$300K
19 February, 2017	27 Evangeline Crt	Detached	3	2	16	\$645K	\$650K
21 February, 2017	905, 10 Markbrook Lane	Condo	2	2	20	\$290K	\$290K
24 February, 2017	6 Seguin Crt	Detached	3	3	4	\$669K	\$780K
	505, 61 Markbrook Lane	Condo	2	2	11	\$300K	\$315K
	1211, 41 Markbrook Lane	Condo	1	2	14	\$216K	\$225K

## Data

Month, Day, Year of Sold Date	Address1	Property Type	Bedrooms	Washrooms	Days on the Market	List Price	Sold Price
26 February, 2017	24 Huson Crt	Townhouse	3	3	2	\$480K	\$530K
	708, 40 Panorama Crt	Condo	2	1	4	\$90K	\$90K
27 February, 2017	515, 1 Rowntree Rd	Condo	2	2	21	\$320K	\$316K
28 February, 2017	202, 10 Markbrook Lane	Condo	2	2	9	\$285K	\$300K
	1801, 41 Markbrook Lane	Condo	2	2	18	\$280K	\$292K
1 March, 2017	5 Blackbush Dr	Detached	4	3	8	\$750K	\$882K
4 March, 2017	92 Lexington Ave	Detached	3	3	0	\$650K	\$718K
6 March, 2017	18 Strathavon Dr	Detached	3	2	6	\$739K	\$739K
	505, 40 Panorama Crt	Condo	2	1	13	\$115K	\$130K
	707, 10 Markbrook Lane	Condo	2	2	10	\$350K	\$350K
8 March, 2017	210, 45 Silverstone Dr	Condo	3	2	23	\$370K	\$365K
	1609, 61 Markbrook Lane	Condo	2	2	6	\$315K	\$318K
11 March, 2017	1004, 49 Silverstone Dr	Condo	3	2	71	\$400K	\$391K
13 March, 2017	2109, 3 Rowntree Rd	Condo	2	2	2	\$360K	\$360K
14 March, 2017	Ph1, 61 Markbrook Lane	Condo	2	2	2	\$300K	\$333K
15 March, 2017	1617, 5 Rowntree Rd	Condo	2	2	34	\$370K	\$367K
16 March, 2017	148, 6452 Finch Ave W	Townhouse	4	3	0	\$429K	\$426K
	303, 2901 Kipling Ave	Condo	2	2	5	\$285K	\$280K
	404, 3 Rowntree Rd	Condo	2	2	4	\$359K	\$360K
	1906, 10 Markbrook Lane	Condo	1	1	10	\$190K	\$245K
18 March, 2017	912, 2645 Kipling Ave	Condo	1	1	6	\$160K	\$134K
19 March, 2017	187, 6448 Finch Ave W	Townhouse	3	3	8	\$470K	\$516K
20 March, 2017	706, 2645 Kipling Ave	Condo	3	2	2	\$200K	\$182K
21 March, 2017	1207, 61 Markbrook Lane	Condo	2	2	4	\$315K	\$320K
	1602, 10 Markbrook Lane	Condo	2	2	6	\$339K	\$350K
	2108, 3 Rowntree Rd	Condo	2	2	8	\$365K	\$362K
22 March, 2017	174, 6446 Finch Ave W	Townhouse	3	2	42	\$385K	\$402K
	210, 10 Markbrook Lane	Condo	2	2	9	\$339K	\$350K



## Data

Month, Day, Year of Sold Date	Address1	Property Type	Bedrooms	Washrooms	Days on the Market	List Price	Sold Price
23 March, 2017	18 Annabelle Dr	Detached	4	2	3	\$799K	\$828K
24 March, 2017	608, 21 Markbrook Lane	Condo	2	2	17	\$280K	\$317K
	811, 3 Rowntree Rd	Condo	2	2	10	\$345K	\$345K
	910, 2901 Kipling Ave	Condo	2	2	12	\$270K	\$266K
	1409, 40 Panorama Crt	Condo	2	1	7	\$114K	\$103K
	1415, 5 Rowntree Rd	Condo	2	2	43	\$346K	\$345K
28 March, 2017	20 Strathavon Dr	Detached	3	3	26	\$700K	\$700K
29 March, 2017	903, 10 Markbrook Lane	Condo	2	2	14	\$340K	\$353K
30 March, 2017	59, 1563 Albion Rd	Townhouse	3	2	2	\$520K	\$521K
	1502, 41 Markbrook Lane	Condo	2	2	1	\$290K	\$290K
1 April, 2017	1208, 21 Markbrook Lane	Condo	2	2	1	\$329K	\$360K
2 April, 2017	208, 2901 Kipling Ave	Condo	2	2	18	\$238K	\$270K
3 April, 2017	1508, 1 Rowntree Rd	Condo	2	2	10	\$370K	\$400K
	2004, 10 Markbrook Lane	Condo	2	2	9	\$339K	\$364K
4 April, 2017	209, 10 Markbrook Lane	Condo	2	2	14	\$339K	\$348K
6 April, 2017	255, 1597 Albion Rd	Townhouse	3	2	6	\$450K	\$492K
	1502, 61 Markbrook Lane	Condo	2	2	1	\$315K	\$320K
9 April, 2017	802, 21 Markbrook Lane	Condo	2	2	2	\$299K	\$380K
10 April, 2017	902, 3 Rowntree Rd	Condo	2	2	21	\$360K	\$359K
12 April, 2017	81 Kendleton Dr	Detached	3	2	6	\$700K	\$745K
	210, 5 Rowntree Rd	Condo	2	2	21	\$360K	\$395K
	239, 1585 Albion Rd	Townhouse	4	2	2	\$425K	\$500K
	503, 40 Panorama Crt	Townhouse	3	2	56	\$130K	\$125K
14 April, 2017	28 Franca Cres	Detached	3	2	8	\$590K	\$620K
15 April, 2017	205, 2645 Kipling Ave	Condo	2	1	16	\$180K	\$177K
16 April, 2017	1710, 5 Rowntree Rd	Condo	2	2	27	\$385K	\$385K
17 April, 2017	1504, 21 Markbrook Lane	Condo	2	2	2	\$299K	\$375K
18 April, 2017	1011, 40 Panorama Crt	Condo	3	2	14	\$138K	\$130K

## Data

Month, Day, Year of Sold Date	Address1	Property Type	Bedrooms	Washrooms	Days on the Market	List Price	Sold Price
18 April, 2017	1109, 41 Markbrook Lane	Condo	2	2	4	\$280K	\$311K
20 April, 2017	410, 1 Rowntree Rd	Condo	2	2	5	\$375K	\$371K
	808, 3 Rowntree Rd	Condo	2	2	7	\$370K	\$398K
21 April, 2017	7 Maxine Rd	Detached	3	3	3	\$629K	\$680K
24 April, 2017	1602, 3 Rowntree Rd	Condo	2	2	10	\$380K	\$390K
25 April, 2017	517, 1 Rowntree Rd, Toronto	Condo	2	2	14	\$360K	\$380K
26 April, 2017	1503, 40 Panorama Crt	Condo	3	2	30	\$140K	\$147K
27 April, 2017	1107, 40 Panorama Crt	Condo	2	1	21	\$115K	\$110K
30 April, 2017	1008, 41 Markbrook Lane	Condo	2	2	11	\$299K	\$342K
1 May, 2017	17 Beulah St	Detached	3	3	14	\$599K	\$652K
2 May, 2017	21 Mercedes Dr	Detached	3	2	8	\$630K	\$680K
3 May, 2017	103, 49 Silverstone Dr	Condo	3	2	10	\$430K	\$420K
	234, 1585 Albion Rd	Townhouse	4	2	2	\$470K	\$467K
	1601, 3 Rowntree Rd	Condo	2	2	5	\$400K	\$390K
	1707, 1 Rowntree Rd	Condo	2	2	21	\$370K	\$370K
	1803, 61 Markbrook Lane	Condo	2	2	14	\$350K	\$337K
5 May, 2017	1011, 3 Rowntree Rd	Condo	2	2	18	\$400K	\$418K
6 May, 2017	705, 10 Markbrook Lane	Condo	2	2	2	\$349K	\$349K
	1504, 10 Markbrook Lane	Condo	2	2	3	\$300K	\$323K
9 May, 2017	7 Beulah St	Detached	3	3	5	\$630K	\$682K
	1009, 21 Markbrook Lane	Condo	2	2	6	\$350K	\$364K
10 May, 2017	20 Netherly Dr	Detached	3	1	1	\$800K	\$790K
	909, 2901 Kipling Ave	Condo	2	2	14	\$299K	\$300K
11 May, 2017	502, 2901 Kipling Ave	Condo	2	2	26	\$345K	\$327K
	1409, 1 Rowntree Rd, Toronto	Condo	2	2	6	\$340K	\$355K
13 May, 2017	201, 61 Markbrook Lane	Condo	2	2	17	\$325K	\$325K
	310, 21 Markbrook Lane	Condo	2	2	2	\$299K	\$381K
14 May, 2017	1603, 41 Markbrook Lane	Condo	2	2	2	\$285K	\$331K

## Data

Month, Day, Year of Sold Date	Address1	Property Type	Bedrooms	Washrooms	Days on the Market	List Price	Sold Price
14 May, 2017	# 207, 2645 Kipling Ave	Condo	2	1	2	\$200K	\$180K
15 May, 2017	65 Strathavon Dr	Detached	3	2	5	\$600K	\$719K
16 May, 2017	1208, 1 Rowntree Rd	Condo	2	2	6	\$370K	\$401K
17 May, 2017	1104, 40 Panorama Crt	Condo	3	2	2	\$135K	\$130K
19 May, 2017	205, 41 Markbrook Lane	Condo	2	2	4	\$299K	\$332K
	1715, 1 Rowntree Rd	Condo	2	2	17	\$384K	\$375K
20 May, 2017	507, 21 Markbrook Lane	Condo	2	2	28	\$350K	\$340K
23 May, 2017	109, 61 Markbrook Lane	Condo	2	2	33	\$330K	\$320K
	202, 6444 Finch Ave W	Townhouse	3	3	6	\$499K	\$525K
25 May, 2017	109, 40 Panorama Crt	Condo	3	2	10	\$135K	\$125K
	508, 40 Panorama Crt	Condo	2	1	22	\$120K	\$120K
	706, 10 Markbrook Lane	Condo	1	1	8	\$270K	\$270K
26 May, 2017	7 Franca Cres	Detached	3	3	1	\$650K	\$690K
28 May, 2017	1010, 40 Panorama Crt	Condo	2	1	18	\$119K	\$115K
29 May, 2017	31 Beaconhill Rd	Detached	4	3	2	\$899K	\$850K
	32 Masseygrove Cres	Detached	4	2	19	\$595K	\$595K
31 May, 2017	1111, 40 Panorama Crt	Condo	3	2	23	\$137K	\$140K
	1603, 2645 Kipling Ave	Condo	2	2	7	\$205K	\$207K
2 June, 2017	1814, 5 Rowntree Rd	Condo	2	2	38	\$359K	\$326K
3 June, 2017	1103, 1 Rowntree Rd	Condo	2	2	18	\$380K	\$379K
4 June, 2017	71, 6415 Finch Ave	Townhouse	3	2	13	\$485K	\$451K
5 June, 2017	143, 6458 Finch Ave	Townhouse	3	3	14	\$495K	\$474K
7 June, 2017	21 Bulbourne Rd	Detached	4	2	6	\$689K	\$713K
8 June, 2017	12 Seguin Crt	Semi-Detached	3	3	28	\$700K	\$669K
	1501, 49 Silverstone Dr	Condo	3	2	29	\$435K	\$420K
11 June, 2017	40 Dorward Dr	Detached	3	2	20	\$700K	\$728K
12 June, 2017	404, 2645 Kipling Ave	Condo	2	2	16	\$210K	\$200K
14 June, 2017	81 Haimer Ave	Townhouse	3	2	5	\$538K	\$525K

## Data

Month, Day, Year of Sold Date	Address1	Property Type	Bedrooms	Washrooms	Days on the Market	List Price	Sold Price
14 June, 2017	235, 260 John Garland Blvd	Townhouse	3	2	37	\$389K	\$360K
	404, 2901 Kipling Ave	Condo	2	2	54	\$340K	\$335K
15 June, 2017	21, 59 Lexington Ave	Townhouse	3	3	1	\$465K	\$469K
16 June, 2017	314, 5 Rowntree Rd	Condo	2	2	20	\$365K	\$360K
	1203, 10 Markbrook Lane	Condo	2	2	22	\$399K	\$353K
18 June, 2017	409, 40 Panorama Crt	Condo	2	1	23	\$115K	\$110K
19 June, 2017	906, 21 Markbrook Lane	Condo	1	1	26	\$215K	\$250K
22 June, 2017	1205, 40 Panorama Crt	Condo	2	1	24	\$119K	\$105K
23 June, 2017	407, 60 Stevenson Rd	Condo	3	2	31	\$299K	\$265K
	602, 61 Markbrook Lane	Condo	2	2	50	\$328K	\$322K
25 June, 2017	1008, 10 Markbrook Lane	Condo	2	2	20	\$350K	\$348K
28 June, 2017	2001, 3 Rowntree Rd	Condo	2	2	19	\$380K	\$370K
29 June, 2017	1611, 1 Rowntree Rd	Condo	2	2	16	\$399K	\$396K
1 July, 2017	1409, 1 Rowntree Rd	Condo	2	2	26	\$360K	\$358K
4 July, 2017	1402, 3 Rowntree Rd	Condo	2	2	5	\$412K	\$412K
7 July, 2017	110, 2645 Kipling Ave	Condo	2	2	38	\$199K	\$180K
11 July, 2017	41, 1559 Albion Rd	Townhouse	3	3	15	\$500K	\$500K
	709, 1 Rowntree Rd	Condo	2	2	32	\$399K	\$385K
16 July, 2017	905, 49 Silverstone Dr	Condo	2	2	45	\$360K	\$340K
17 July, 2017	601, 61 Markbrook Lane	Condo	2	2	80	\$319K	\$300K
	806, 41 Markbrook Lane	Condo	2	2	31	\$370K	\$350K
18 July, 2017	303, 1 Rowntree Rd	Condo	2	2	19	\$340K	\$325K
21 July, 2017	30 Davistow Cres	Detached	5	2	22	\$600K	\$600K
26 July, 2017	712, 1 Rowntree Rd	Condo	2	2	33	\$360K	\$340K
27 July, 2017	1204, 3 Rowntree Rd	Condo	2	2	16	\$370K	\$365K
28 July, 2017	609, 2645 Kipling Ave	Condo	2	2	10	\$250K	\$240K
1 August, 2017	7 Burtonwood Cres	Detached	4	2	9	\$600K	\$610K
	19 Cathy Jean Cres	Detached	3	2	18	\$705K	\$686K

## Data

Month, Day, Year of Sold Date	Address1	Property Type	Bedrooms	Washrooms	Days on the Market	List Price	Sold Price
1 August, 2017	1610, 2901 Kipling Ave	Condo	1	2	40	\$270K	\$255K
2 August, 2017	108, 2645 Kipling Ave	Condo	2	1	15	\$200K	\$188K
	604, 236 Albion Rd	Condo	3	2	83	\$280K	\$260K
10 August, 2017	902, 1 Rowntree Rd	Condo	2	2	24	\$379K	\$375K
11 August, 2017	313, 41 Markbrook Lane	Condo	2	2	11	\$330K	\$324K
15 August, 2017	18 Opal Crt	Detached	4	3	84	\$700K	\$645K
16 August, 2017	1601, 41 Markbrook Lane	Condo	2	2	35	\$339K	\$320K
17 August, 2017	268 Silverstone Dr	Detached	3	2	24	\$625K	\$591K
18 August, 2017	249, 1589 Albion Rd	Townhouse	3	2	15	\$504K	\$504K
	406, 2645 Kipling Ave	Condo	3	2	43	\$260K	\$260K
	501, 5 Rowntree Rd	Condo	2	2	25	\$349K	\$332K
	1706, 3 Rowntree Rd	Condo	2	2	74	\$339K	\$320K
20 August, 2017	517, 1 Rowntree Rd	Condo	2	2	0	\$360K	\$380K
23 August, 2017	98, 1797 Martin Grove Rd	Townhouse	3	2	26	\$449K	\$434K
24 August, 2017	1002, 40 Panorama Crt	Condo	3	2	58	\$135K	\$127K
25 August, 2017	5 Hartismere Crt	Detached	3	2	16	\$700K	\$755K
28 August, 2017	317, 61 Markbrook Lane	Condo	1	2	27	\$275K	\$255K
	803, 2901 Kipling Ave	Condo	2	2	13	\$325K	\$320K
29 August, 2017	909, 40 Panorama Crt	Condo	2	1	48	\$120K	\$93K
30 August, 2017	120 Silverstone Dr	Detached	3	2	43	\$630K	\$570K
31 August, 2017	4 Huson Crt	Semi-Detached	3	3	23	\$529K	\$525K
	911, 5 Rowntree Rd	Condo	2	2	23	\$345K	\$333K
6 September, 2017	712, 21 Markbrook Lane	Condo	2	2	20	\$354K	\$338K
7 September, 2017	704, 2645 Kipling Ave	Condo	2	2	20	\$235K	\$225K
8 September, 2017	17 Haimer Ave	Townhouse	3	3	9	\$578K	\$578K
	309, 3 Rowntree Rd	Condo	2	2	44	\$385K	\$380K
	1403, 2901 Kipling Ave	Condo	2	2	31	\$295K	\$283K
9 September, 2017	309, 1 Rowntree Rd	Condo	2	2	6	\$360K	\$350K

## Data

Month, Day, Year of Sold Date	Address1	Property Type	Bedrooms	Washrooms	Days on the Market	List Price	Sold Price
12 September, 2017	1107, 40 Panorama Crt	Condo	2	1	54	\$115K	\$100K
14 September, 2017	408, 41 Markbrook Lane	Condo	2	2	37	\$350K	\$330K
	1110, 5 Rowntree Rd	Condo	2	2	94	\$360K	\$331K
16 September, 2017	30 John Garland Blvd	Detached	3	2	35	\$718K	\$700K
18 September, 2017	Ph03, 41 Markbrook Lane	Condo	2	2	8	\$345K	\$338K
20 September, 2017	311, 41 Markbrook Lane	Condo	2	2	15	\$352K	\$330K
23 September, 2017	301, 40 Panorama Crt	Condo	3	2	0	\$140K	\$134K
27 September, 2017	1007, 49 Silverstone Dr	Condo	3	2	54	\$399K	\$374K
28 September, 2017	5 Maxine Rd	Detached	3	3	50	\$700K	\$634K
	71 Silverstone Dr	Detached	3	2	0	\$665K	\$655K
29 September, 2017	506, 10 Markbrook Lane	Condo	1	1	15	\$260K	\$252K
1 October, 2017	6 Burtonwood Cres	Detached	3	2	24	\$730K	\$700K
2 October, 2017	1705, 3 Rowntree Rd	Condo	2	2	38	\$369K	\$330K
4 October, 2017	609, 5 Rowntree Rd	Condo	2	2	8	\$318K	\$309K
	908, 61 Markbrook Lane	Condo	2	2	7	\$315K	\$302K
	1001, 5 Rowntree Rd	Condo	2	2	29	\$359K	\$350K
5 October, 2017	1612, 10 Markbrook Lane	Condo	2	2	35	\$360K	\$336K
6 October, 2017	1517, 1 Rowntree Rd	Condo	2	2	28	\$370K	\$365K
10 October, 2017	1710, 61 Markbrook Lane	Condo	1	2	24	\$270K	\$270K
12 October, 2017	807, 5 Rowntree Rd	Condo	2	2	15	\$360K	\$345K
	903, 5 Rowntree Rd	Condo	2	2	87	\$390K	\$379K
13 October, 2017	1202, 60 Stevenson Rd	Condo	3	2	14	\$329K	\$307K
17 October, 2017	36 Strathavon Dr	Detached	3	2	97	\$738K	\$670K
	401, 5 Rowntree Rd	Condo	2	2	58	\$357K	\$335K
	#1101, 60 Stevenson Rd	Condo	3	2	20	\$305K	\$285K
18 October, 2017	509, 61 Markbrook Lane	Condo	2	2	20	\$319K	\$320K
	1712, 2645 Kipling Ave	Condo	1	1	20	\$180K	\$174K
19 October, 2017	707, 49 Silverstone Dr	Condo	3	2	7	\$400K	\$382K

## Data

Month, Day, Year of Sold Date	Address1	Property Type	Bedrooms	Washrooms	Days on the Market	List Price	Sold Price
21 October, 2017	9 Sophia Loren Crt	Detached	3	3	26	\$630K	\$616K
	49 Mercedes Dr	Detached	3	3	24	\$670K	\$661K
23 October, 2017	212, 10 Markbrook Lane	Condo	2	2	95	\$350K	\$308K
	415, 41 Markbrook Lane	Condo	1	2	4	\$270K	\$264K
	803, 2645 Kipling Ave	Condo	2	2	30	\$230K	\$224K
24 October, 2017	1010, 41 Markbrook Lane	Condo	1	2	26	\$270K	\$266K
	1208, 61 Markbrook Lane S	Condo	2	2	14	\$339K	\$333K
26 October, 2017	50 Wallis Cres	Semi-Detached	3	3	10	\$520K	\$518K
27 October, 2017	1907, 2645 Kipling Ave	Condo	2	1	41	\$240K	\$220K
28 October, 2017	1802, 61 Markbrook Lane	Condo	2	2	13	\$350K	\$338K
29 October, 2017	1111, 1 Rowntree Rd	Condo	2	2	25	\$400K	\$375K
31 October, 2017	1102, 21 Markbrook Lane	Condo	2	2	83	\$365K	\$350K
	1206, 41 Markbrook Lane	Condo	2	2	8	\$339K	\$330K
3 November, 2017	413, 61 Markbrook Lane	Condo	1	2	51	\$275K	\$250K
6 November, 2017	59 Wallis Cres	Detached	3	2	16	\$600K	\$625K
	1502, 2901 Kipling Ave	Condo	2	2	96	\$310K	\$304K
7 November, 2017	408, 41 Markbrook Lane	Condo	2	2	7	\$335K	\$326K
8 November, 2017	303, 49 Silverstone Dr	Condo	2	2	9	\$350K	\$340K
10 November, 2017	71, 6415 Finch Ave W	Townhouse	3	2	43	\$529K	\$513K
11 November, 2017	901, 5 Rowntree Rd	Condo	2	2	9	\$349K	\$337K
	1608, 21 Markbrook Lane	Condo	2	2	46	\$349K	\$330K
12 November, 2017	1410, 21 Markbrook Lane	Condo	2	2	1	\$320K	\$320K
14 November, 2017	7 Strathavon Dr	Detached	4	3	4	\$700K	\$675K
15 November, 2017	1109, 40 Panorama Crt	Condo	2	1	40	\$125K	\$122K
16 November, 2017	1103, 10 Markbrook Lane	Condo	2	2	1	\$349K	\$340K
17 November, 2017	101, 60 Stevenson Rd	Condo	3	2	3	\$280K	\$295K
20 November, 2017	512, 1 Rowntree Rd	Condo	2	2	24	\$350K	\$340K
	710, 3 Rowntree Rd	Condo	2	2	41	\$412K	\$380K

Data

Month, Day, Year of Sold Date	Address1	Property Type	Bedrooms	Washrooms	Days on the Market	List Price	Sold Price
20 November, 2017	1207, 2645 Kipling Ave	Condo	2	1	21	\$230K	\$219K
21 November, 2017	907, 60 Stevenson Rd	Condo	3	2	103	\$310K	\$275K
22 November, 2017	504, 2901 Kipling Ave	Condo	2	2	41	\$330K	\$324K
	903, 41 Markbrook Lane	Condo	2	2	37	\$335K	\$322K
	1501, 40 Panorama Crt	Condo	3	2	23	\$139K	\$153K
23 November, 2017	38 Strathavon Dr	Detached	3	2	31	\$760K	\$727K
25 November, 2017	202, 3 Rowntree Rd	Condo	2	2	30	\$405K	\$380K
27 November, 2017	1404, 60 Stevenson Rd	Condo	2	2	19	\$255K	\$248K
29 November, 2017	1001, 2645 Kipling Ave N	Condo	1	1	19	\$189K	\$184K
30 November, 2017	1609, 2901 Kipling Ave	Condo	2	2	28	\$300K	\$290K
1 December, 2017	1408, 60 Stevenson Rd	Condo	3	2	24	\$300K	\$295K
4 December, 2017	1005, 3 Rowntree Rd	Condo	2	2	53	\$410K	\$405K
5 December, 2017	62 Gihon Spring Dr	Detached	3	4	38	\$850K	\$825K
6 December, 2017	1705, 41 Markbrook Lane	Condo	2	2	1	\$345K	\$335K
8 December, 2017	511, 5 Rowntree Rd	Condo	2	2	25	\$320K	\$310K
12 December, 2017	22 Wallis Cres	Detached	3	3	41	\$629K	\$605K
	36 Annabelle Dr	Detached	3	2	22	\$729K	\$737K
	202, 2645 Kipling Ave	Condo	3	2	32	\$270K	\$251K
	2006, 10 Markbrook Lane	Condo	1	1	20	\$280K	\$278K
13 December, 2017	909, 5 Rowntree Rd	Condo	2	2	13	\$315K	\$310K
	1408, 49 Silverstone Dr	Condo	3	2	29	\$400K	\$372K
14 December, 2017	149, 6452 Finch Ave W	Townhouse	4	3	30	\$529K	\$515K
	608, 5 Rowntree Rd	Condo	2	2	35	\$334K	\$330K
	1612, 21 Markbrook Lane	Condo	2	2	85	\$345K	\$330K
15 December, 2017	1201, 2901 Kipling Ave	Condo	1	1	10	\$245K	\$244K
16 December, 2017	1712, 3 Rowntree Rd	Condo	2	2	119	\$410K	\$369K
20 December, 2017	Ph 09, 61 Markbrook Lane	Condo	2	2	11	\$330K	\$328K
22 December, 2017	710, 61 Markbrook Lane	Condo	2	2	23	\$415K	\$380K



## Data

Month, Day, Year of Sold Date	Address1	Property Type	Bedrooms	Washrooms	Days on the Market	List Price	Sold Price
28 December, 2017	203, 21 Markbrook Lane	Condo	2	2	97	\$360K	\$345K
	1405, 3 Rowntree Rd	Condo	2	2	20	\$320K	\$316K
29 December, 2017	401, 2901 Kipling Ave	Condo	1	1	8	\$260K	\$255K
	408, 40 Panorama Crt	Condo	2	1	49	\$149K	\$140K
4 January, 2018	607, 5 Rowntree Rd	Condo	2	2	28	\$314K	\$307K
	1710, 2645 Kipling Ave	Condo	2	2	28	\$240K	\$230K
5 January, 2018	903, 3 Rowntree Rd	Condo	2	2	50	\$360K	\$355K
8 January, 2018	301, 2901 Kipling Ave	Condo	1	1	45	\$230K	\$210K
9 January, 2018	104, 2901 Kipling Ave	Condo	1	2	66	\$255K	\$240K
10 January, 2018	1004, 5 Rowntree Rd	Condo	2	2	33	\$314K	\$298K
11 January, 2018	805, 3 Rowntree Rd N	Condo	2	2	72	\$399K	\$390K
12 January, 2018	1004, 21 Markbrook Lane	Condo	2	2	22	\$355K	\$340K
14 January, 2018	504, 61 Markbrook Lane	Condo	2	2	5	\$339K	\$332K
	2111, 3 Rowntree Rd	Condo	2	2	26	\$380K	\$373K
15 January, 2018	504, 60 Stevenson Rd	Condo	2	2	31	\$249K	\$245K
16 January, 2018	614, 61 Markbrook Lane	Condo	1	2	13	\$280K	\$270K
17 January, 2018	115, 5 Rowntree Rd	Condo	2	2	25	\$360K	\$358K
23 January, 2018	17 Wallis Cres	Detached	4	3	18	\$730K	\$700K
3 February, 2018	250, 1597 Albion Rd	Townhouse	3	2	5	\$480K	\$480K
5 February, 2018	507, 10 Markbrook Lane	Condo	2	2	21	\$324K	\$319K
6 February, 2018	1708, 41 Markbrook Lane	Condo	2	2	17	\$350K	\$335K
12 February, 2018	16 Masseygrove Cres	Detached	3	3	7	\$759K	\$755K
	405, 10 Markbrook Lane	Condo	2	2	41	\$330K	\$325K
13 February, 2018	1607, 2645 Kipling Ave W	Condo	2	1	6	\$229K	\$225K
	Ph01, 41 Markbrook Lane	Condo	2	2	27	\$360K	\$343K
15 February, 2018	601, 40 Panorama Crt	Condo	3	2	8	\$180K	\$180K
16 February, 2018	101, 10 Markbrook Lane	Condo	2	2	15	\$345K	\$336K
	503, 10 Markbrook Lane	Condo	2	2	4	\$340K	\$340K

Data

Month, Day, Year of Sold Date	Address1	Property Type	Bedrooms	Washrooms	Days on the Market	List Price	Sold Price
17 February, 2018	2407, 3 Rowntree Rd	Condo	2	2	5	\$429K	\$427K
18 February, 2018	89, 6429 Finch Ave W	Townhouse	3	3	38	\$535K	\$517K
19 February, 2018	1507, 10 Markbrook Lane	Condo	2	2	23	\$339K	\$325K
22 February, 2018	8 Mercedes Dr	Detached	3	3	9	\$725K	\$718K
	305, 2901 Kipling Ave	Condo	2	2	51	\$325K	\$320K
26 February, 2018	268 Silverstone Dr	Detached	3	2	14	\$729K	\$700K
28 February, 2018	235, 1585 Albion Rd	Townhouse	3	2	12	\$540K	\$533K
	415, 61 Markbrook Lane	Condo	1	2	27	\$260K	\$258K
1 March, 2018	1908, 2645 Kipling Ave	Condo	2	1	12	\$228K	\$226K
2 March, 2018	1006, 2645 Kipling Ave	Condo	3	2	65	\$260K	\$260K
6 March, 2018	61 Maryhill Dr	Detached	3	2	6	\$805K	\$790K
8 March, 2018	1505, 45 Silverstone Dr	Condo	3	2	45	\$390K	\$375K
10 March, 2018	24 Netherly Dr	Detached	6	2	11	\$800K	\$780K
13 March, 2018	613, 61 Markbrook Lane	Condo	1	2	11	\$270K	\$260K
14 March, 2018	11 Blackbush Dr	Detached	3	2	1	\$728K	\$700K
	1805, 61 Markbrook Lane	Condo	2	2	39	\$369K	\$349K
	2002, 3 Rowntree Rd	Condo	2	2	14	\$430K	\$430K
16 March, 2018	40 Minglehaze Dr	Detached	4	4	20	\$999K	\$905K
	1011, 5 Rowntree Rd	Condo	2	2	11	\$365K	\$364K
20 March, 2018	202, 40 Panorama Crt	Condo	3	2	24	\$230K	\$225K
	805, 40 Panorama Crt	Condo	2	1	8	\$190K	\$173K
	904, 45 Silverstone Dr	Condo	3	2	21	\$380K	\$379K
27 March, 2018	1017, 1 Rowntree Rd	Condo	2	2	18	\$410K	\$400K
	1104, 40 Panorama Crt	Condo	3	2	117	\$185K	\$159K