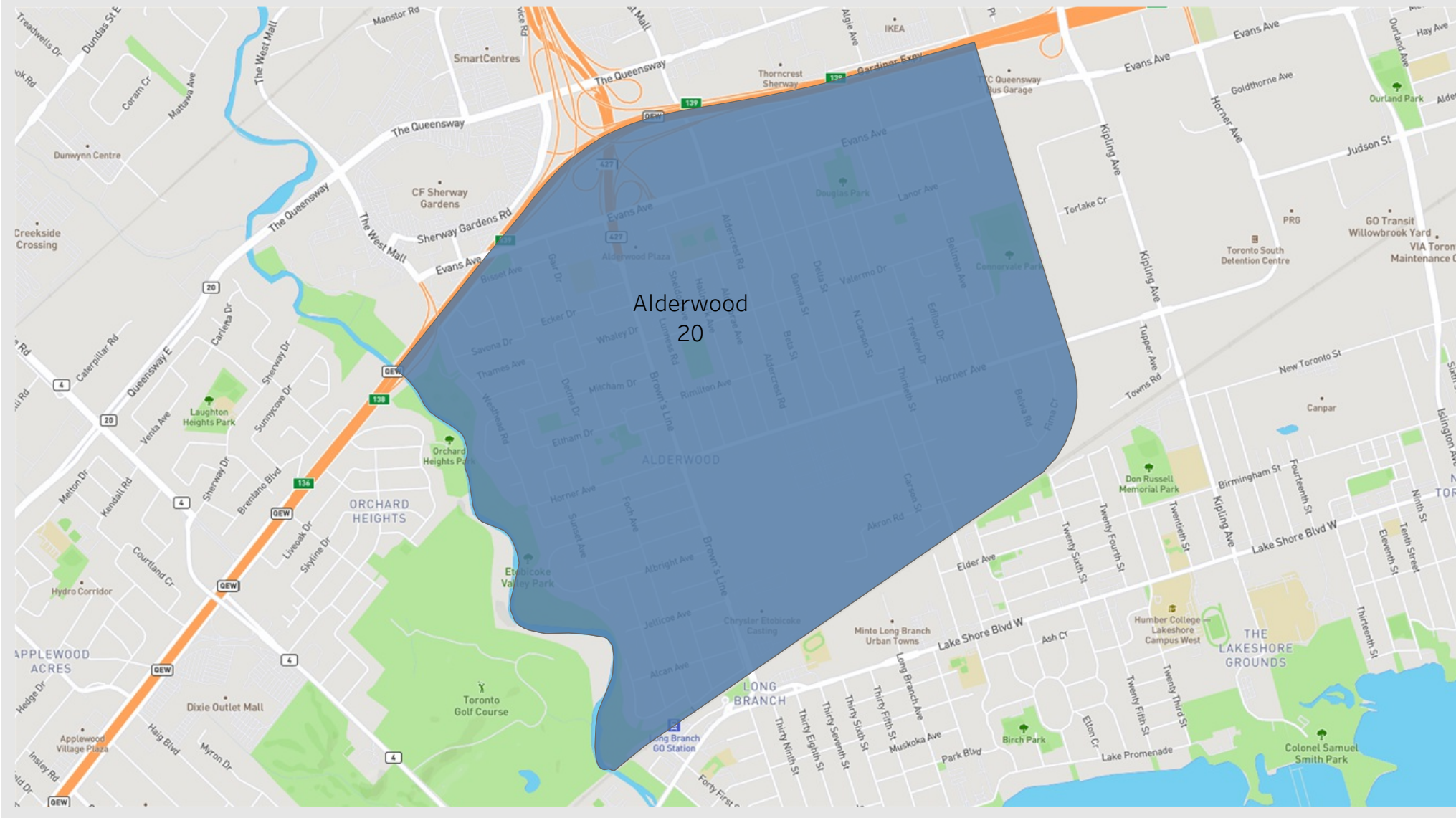
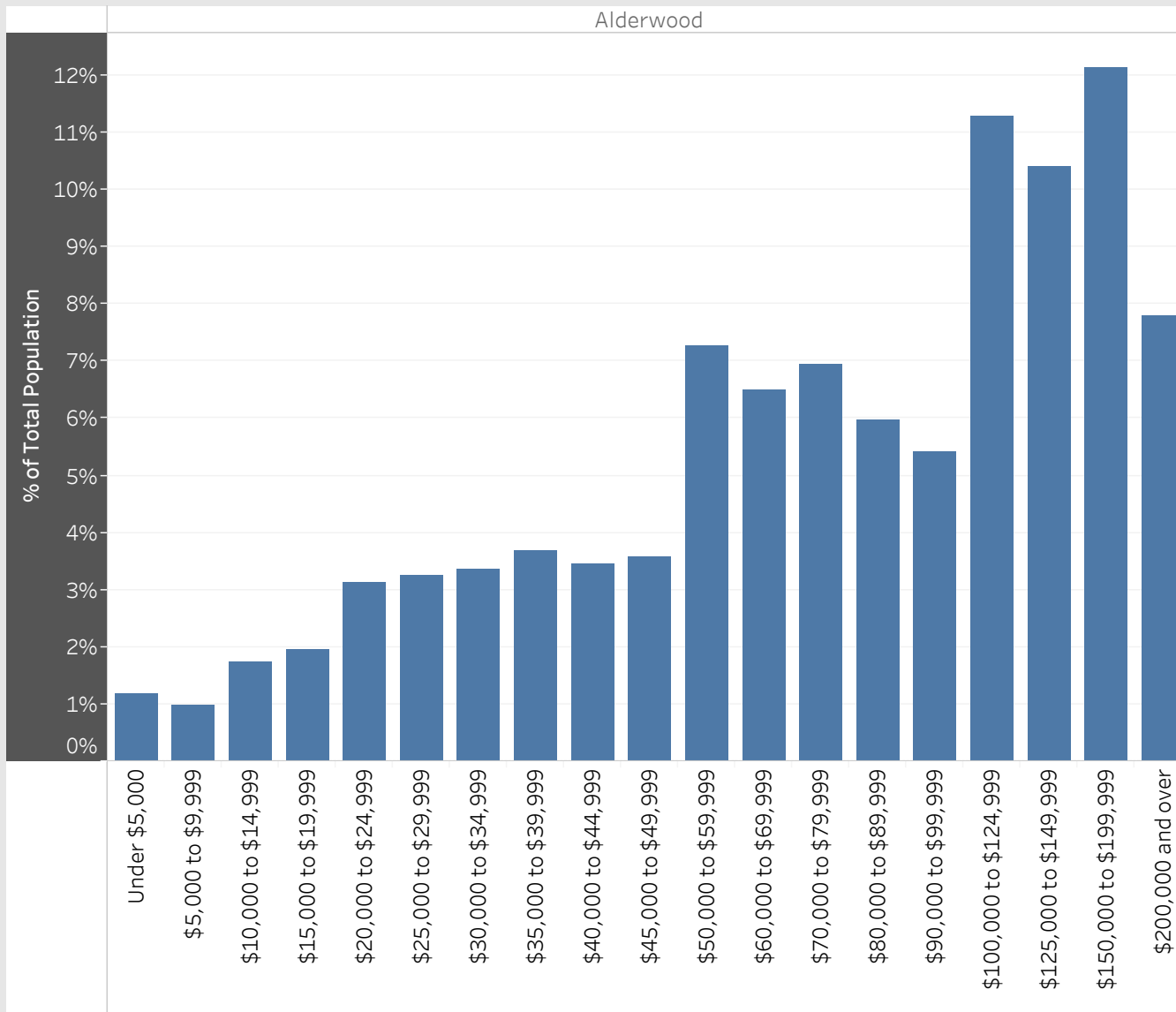


Alderwood  
Neighbourhood Breakdown  
July 1st, 2015 - March 31st, 2018

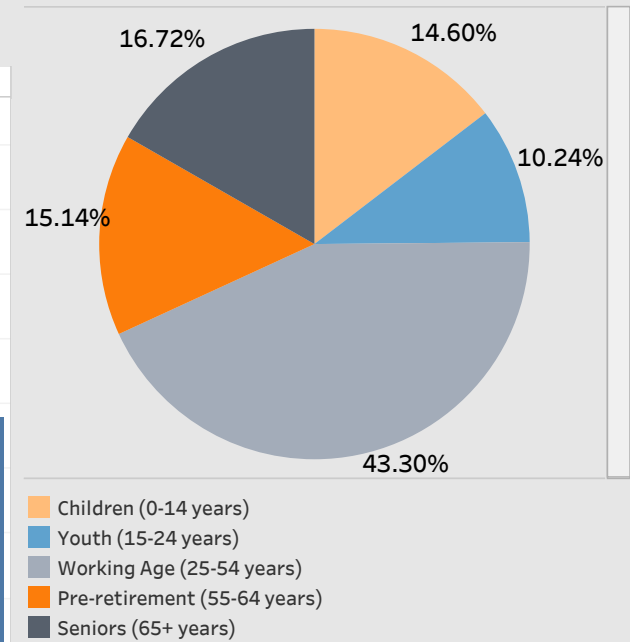


# 2016 StatsCan Data

## Household Income in Alderwood



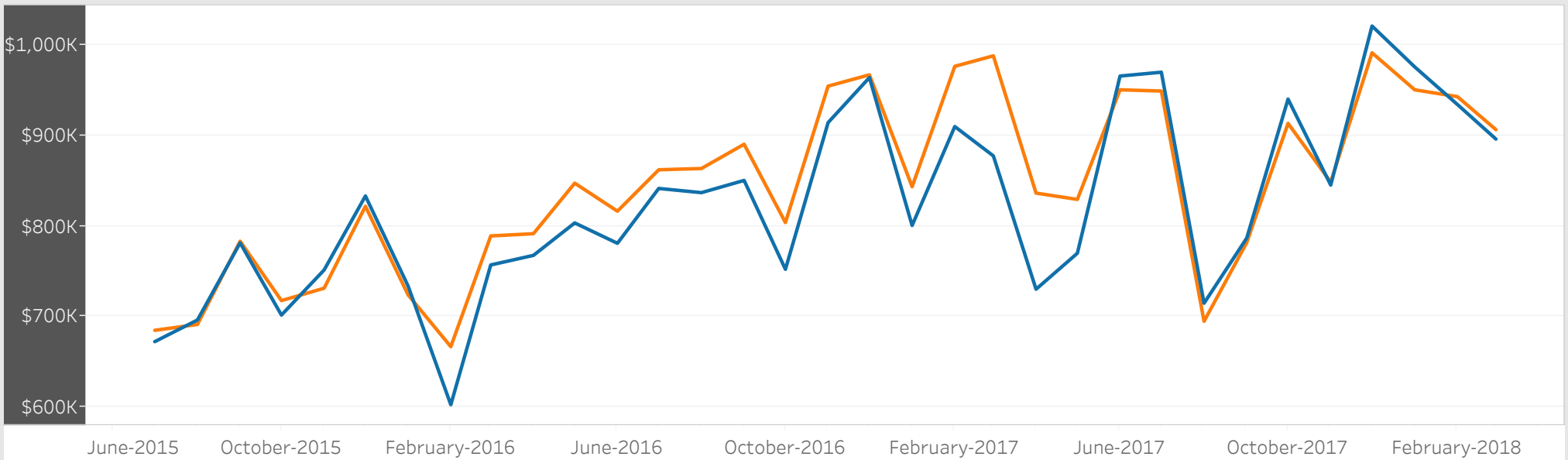
## Age



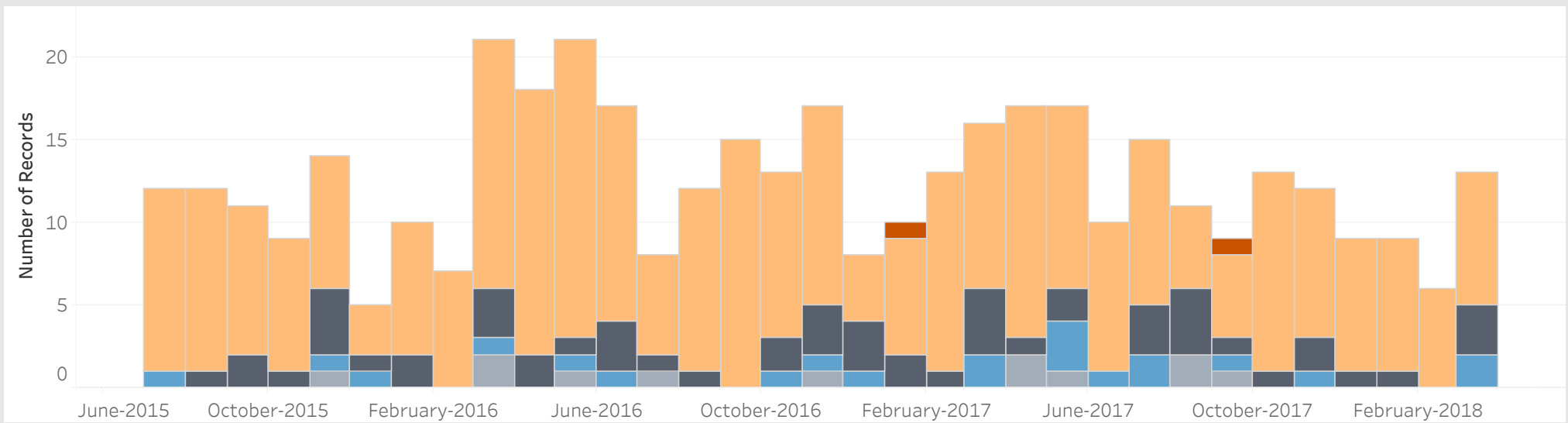
## Visible Minorities

Not a visible minority	79.26%
Filipino	5.11%
South Asian	4.49%
Black	2.49%
Chinese	2.29%
Latin American	1.50%
Multiple visible minorities	1.50%
Visible minority; n.i.e.	1.16%
Arab	0.75%
Korean	0.54%
Southeast Asian	0.46%
Japanese	0.29%
West Asian	0.17%

### Average Sold Price vs. Average Ask Price in Alderwood



### Properties Sold in Alderwood by Month



## Data

Month, Day, Year of Sold Date	Address1	Property Type	Bedrooms	Washrooms	Days on the Market	List Price	Sold Price
2 July, 2015	37 Mitcham Dr, Toronto	Detached	2	1	7	\$639K	\$639K
3 July, 2015	619 Evans Ave, Toronto	Townhouse	3	3	3	\$649K	\$640K
6 July, 2015	5 Bisset Ave, Toronto	Detached	3	2	6	\$600K	\$640K
7 July, 2015	33 Westhead Rd, Toronto	Detached	3	2	9	\$610K	\$705K
8 July, 2015	321 Thirtieth St, Toronto	Detached	3	3	12	\$700K	\$637K
13 July, 2015	21 Delma Dr, Toronto	Detached	2	2	61	\$699K	\$695K
16 July, 2015	157 Thirtieth St, Toronto	Detached	2	2	9	\$550K	\$510K
	485 Evans Ave, Toronto	Detached	3	2	23	\$660K	\$665K
19 July, 2015	14 Robindale Ave, Toronto	Detached	2	3	7	\$800K	\$905K
20 July, 2015	384 Horner Ave, Toronto	Detached	3	2	7	\$550K	\$550K
25 July, 2015	198 North Carson St, Toronto	Detached	3	2	6	\$700K	\$731K
30 July, 2015	5 Robindale Ave, Toronto	Detached	3	4	36	\$909K	\$899K
3 August, 2015	51 Gair Dr, Toronto	Detached	3	3	19	\$719K	\$710K
4 August, 2015	255 Sheldon Ave, Toronto	Detached	3	2	12	\$600K	\$620K
12 August, 2015	195 Aldercrest Rd, Toronto	Detached	3	3	9	\$779K	\$781K
13 August, 2015	287 Aldercrest Rd, Toronto	Detached	3	2	10	\$640K	\$632K
15 August, 2015	11 Whaley Dr, Toronto	Detached	2	2	9	\$630K	\$670K
23 August, 2015	3 Robindale Ave, Toronto	Detached	3	4	84	\$909K	\$894K
24 August, 2015	255 Delta St, Toronto	Detached	3	1	7	\$629K	\$686K
27 August, 2015	159 Thirtieth St, Toronto	Detached	3	2	17	\$639K	\$632K
29 August, 2015	116 North Carson St, Toronto	Detached	3	2	34	\$760K	\$756K
30 August, 2015	385 Rimilton Ave, Toronto	Detached	2	2	13	\$659K	\$653K
31 August, 2015	155 Sheldon Ave, Toronto	Semi-Detached	3	2	43	\$689K	\$580K
	655 Browns Line, Toronto	Detached	3	3	10	\$700K	\$680K
9 September, 2015	419 Rimilton Ave, Toronto	Detached	3	4	2	\$965K	\$950K
10 September, 2015	92 Burlingame Rd, Toronto	Detached	3	4	3	\$925K	\$952K
	239 Beta St, Toronto	Semi-Detached	4	3	1	\$680K	\$665K
17 September, 2015	6 Lunness Rd, Toronto	Semi-Detached	4	2	57	\$629K	\$593K

Data

Month, Day, Year of Sold Date	Address1	Property Type	Bedrooms	Washrooms	Days on the Market	List Price	Sold Price
22 September, 2015	34 Thames Ave, Toronto	Detached	2	2	14	\$645K	\$640K
	177 Hallmark Ave, Toronto	Detached	4	4		\$1,048K	\$970K
23 September, 2015	285 Valermo Dr, Toronto	Detached	2	2	2	\$599K	\$700K
24 September, 2015	8 Savona Dr, Toronto	Detached	3	2	10	\$699K	\$695K
	40 Radlett Ave, Toronto	Detached	3	1	8	\$625K	\$635K
	188 Delta St, Toronto	Detached	4	4	39	\$1,180K	\$1,115K
29 September, 2015	52 Savona Dr, Toronto	Detached	3	2	14	\$600K	\$700K
2 October, 2015	23 Connorvale Ave, Toronto	Semi-Detached	4	3	5	\$850K	\$837K
5 October, 2015	228 Thirtieth St, Toronto	Detached	3	1	8	\$649K	\$701K
	385 Lanor Ave, Toronto	Detached	3	2	7	\$629K	\$715K
14 October, 2015	21 Bellman Ave, Toronto	Detached	3	2	24	\$979K	\$910K
	45 Westhead Rd, Toronto	Detached	3	2	2	\$690K	\$681K
19 October, 2015	4 Lunness Rd, Toronto	Detached	4	3	8	\$598K	\$635K
	36 Enfield Ave, Toronto	Detached	2	2	6	\$600K	\$631K
22 October, 2015	3 Putney Rd, Toronto	Detached	4	2	9	\$629K	\$653K
	5 Woodbury Pl, Toronto	Detached	2	1	7	\$690K	\$695K
1 November, 2015	249 Beta St, Toronto	Detached	2	2	13	\$629K	\$665K
2 November, 2015	73 Savona Dr, Toronto	Detached	2	1	6	\$600K	\$610K
3 November, 2015	22 Gair Dr, Toronto	Detached	3	2	6	\$780K	\$778K
5 November, 2015	45 Robindale Ave, Toronto	Semi-Detached	3	1	7	\$525K	\$516K
9 November, 2015	457 Valermo Dr, Toronto	Other	4	3	63	\$899K	\$805K
18 November, 2015	186A Gamma St, Toronto	Semi-Detached	3	4	98	\$820K	\$790K
19 November, 2015	28B Lunness Rd, Toronto	Detached	3	3	98	\$790K	\$757K
21 November, 2015	23 Burlingame Rd, Toronto	Semi-Detached	3	2	30	\$599K	\$575K
22 November, 2015	227 Aldercrest Rd, Toronto	Detached	2	2	63	\$695K	\$655K
24 November, 2015	619 Evans Ave, Toronto	Townhouse	3	3	27	\$610K	\$586K
26 November, 2015	19 Helsby Cres, Toronto	Detached	3	1	21	\$615K	\$610K
27 November, 2015	2 Edilou Dr, Toronto	Semi-Detached	3	2	9	\$779K	\$760K

## Data

Month, Day, Year of Sold Date	Address1	Property Type	Bedrooms	Washrooms	Days on the Market	List Price	Sold Price
28 November, 2015	24 Westleigh Cres, Toronto	Detached	3	2	3	\$890K	\$890K
30 November, 2015	67 Woodbury Rd, Toronto	Detached	3	5	29	\$1,289K	\$1,240K
8 December, 2015	33 Bisset Ave, Toronto	Detached	4	5	70	\$900K	\$889K
	66 Savona Dr, Toronto	Detached	2	2	7	\$629K	\$670K
10 December, 2015	186B Gamma St, Toronto	Semi-Detached	3	4	18	\$820K	\$820K
16 December, 2015	460 Rimilton Ave, Toronto	Detached	4	4	29	\$1,098K	\$1,050K
17 December, 2015	380 Browns Line, Toronto	Townhouse	4	6	37	\$719K	\$680K
6 January, 2016	282 Aldercrest Rd, Toronto	Detached	3	2	22	\$699K	\$699K
10 January, 2016	2 Jellicoe Ave, Toronto	Detached	4	4	44	\$850K	\$817K
11 January, 2016	462 Rimilton Ave, Toronto	Detached	4	4	9	\$1,098K	\$1,098K
12 January, 2016	14A Gort Ave, Toronto	Detached	3	4	71	\$500K	\$450K
	14B Gort Ave, Toronto	Detached	3	4	71	\$500K	\$450K
18 January, 2016	15 Robindale Ave, Toronto	Semi-Detached	3	2	2	\$530K	\$546K
19 January, 2016	260 Thirtieth St, Toronto	Detached	3	2	8	\$670K	\$716K
22 January, 2016	259 Gamma St	Detached	3	4	9	\$1,179K	\$1,169K
23 January, 2016	6 Gair Dr	Detached	3	2	16	\$650K	\$655K
27 January, 2016	155 Sheldon Ave	Semi-Detached	3	2	6	\$660K	\$638K
1 February, 2016	6 Mitcham Dr	Detached	2	1	3	\$655K	\$650K
2 February, 2016	11 Edilou Dr	Detached	4	2	6	\$649K	\$735K
	36 Bellman Ave	Detached	2	2	8	\$570K	\$750K
4 February, 2016	55 Lunness Rd	Detached	2	1	15	\$600K	\$611K
10 February, 2016	10 Davick Dr	Detached	2	2	8	\$495K	\$630K
16 February, 2016	5 Orianna Dr	Detached	3	1	10	\$599K	\$620K
17 February, 2016	54 Gair Dr	Detached	2	1	6	\$649K	\$670K
1 March, 2016	452A Valermo Dr	Detached	3	4	36	\$1,170K	\$1,088K
	568 Horner Ave	Detached	2	2	6	\$650K	\$697K
2 March, 2016	158 Aldercrest Rd	Other	4	3	4	\$1,199K	\$1,200K
	435 Valermo Dr	Detached	3	2	0	\$549K	\$740K

## Data

Month, Day, Year of Sold Date	Address1	Property Type	Bedrooms	Washrooms	Days on the Market	List Price	Sold Price
7 March, 2016	10 Roseland Dr	Other	6	3	6	\$869K	\$985K
9 March, 2016	240 Beta St	Detached	5	2	6	\$650K	\$720K
	374 Browns Line	Townhouse	4	5	8	\$740K	\$700K
10 March, 2016	67 Treeview Dr	Semi-Detached	3	4	7	\$850K	\$887K
	76 A Lunness Rd W	Semi-Detached	4	3	9	\$650K	\$675K
12 March, 2016	277 Delta St	Detached	4	5	55	\$1,268K	\$1,192K
13 March, 2016	463 Evans Ave	Detached	3	2	24	\$649K	\$641K
14 March, 2016	70 Delma Dr	Detached	2	1	9	\$625K	\$655K
15 March, 2016	209 Hallmark Ave	Detached	2	2	3	\$550K	\$641K
16 March, 2016	44 Treeview Dr	Detached	1	2	8	\$697K	\$706K
	58 Edilou Dr	Semi-Detached	3	2	6	\$669K	\$635K
18 March, 2016	376 Horner Ave	Detached	4	4	2	\$850K	\$875K
23 March, 2016	41 Westleigh Cres	Detached	3	2	8	\$749K	\$850K
30 March, 2016	12 Avalon Rd	Detached	2	1	1	\$629K	\$695K
	25 Westhead Rd	Detached	2	2	8	\$659K	\$747K
	304 Delta St	Detached	2	2	7	\$610K	\$653K
31 March, 2016	548 Browns Line	Detached	2	2	20	\$615K	\$588K
1 April, 2016	271 Delta St	Detached	3	3	21	\$875K	\$850K
4 April, 2016	26 Thames Ave	Detached	3	1	4	\$660K	\$701K
5 April, 2016	31 Connorvale Ave	Semi-Detached	3	2	7	\$635K	\$635K
	62 Roseland Dr	Detached	3	3	7	\$679K	\$740K
7 April, 2016	24 Albright Ave	Detached	2	2	1	\$600K	\$675K
8 April, 2016	33 Finsbury Cres	Detached	3	3	71	\$900K	\$890K
	422 Valermo Dr	Detached	3	3	9	\$680K	\$740K
9 April, 2016	21 Savona Dr	Detached	3	2	4	\$700K	\$777K
	33 Thames Ave	Detached	3	2	4	\$769K	\$838K
	71 Roseland Dr	Detached	3	4	18	\$1,000K	\$930K
12 April, 2016	11 Savona Dr	Detached	3	2	14	\$690K	\$687K

## Data

Month, Day, Year of Sold Date	Address1	Property Type	Bedrooms	Washrooms	Days on the Market	List Price	Sold Price
12 April, 2016	461 Evans Ave	Detached	3	2	5	\$636K	\$652K
14 April, 2016	22 Putney Rd	Detached	4	4	15	\$1,345K	\$1,280K
	269 Beta St	Detached	4	4	2	\$1,149K	\$1,175K
22 April, 2016	12 Lunness Rd	Semi-Detached	3	3	23	\$640K	\$630K
25 April, 2016	43 Treeview Dr	Detached	3	2	7	\$649K	\$741K
26 April, 2016	8 Edgeware Dr	Detached	3	1	9	\$470K	\$560K
28 April, 2016	585 Horner Ave	Detached	3	2	2	\$739K	\$745K
1 May, 2016	18 Treeview Dr	Detached	3	2	6	\$850K	\$888K
5 May, 2016	452B Valermo Dr	Detached	3	4	21	\$1,200K	\$1,073K
6 May, 2016	1 Helsby Cres	Detached	3	2	3	\$649K	\$720K
	191 Gamma St	Detached	2	2	7	\$639K	\$691K
8 May, 2016	197 Aldercrest Rd	Detached	2	2	19	\$665K	\$675K
10 May, 2016	68 Gort Ave	Detached	3	2	25	\$800K	\$790K
11 May, 2016	64 Treeview Dr	Detached	3	2	7	\$800K	\$1,050K
	418 Rimilton Ave	Detached	2	2	6	\$630K	\$655K
12 May, 2016	30, 619 Evans Ave	Townhouse	3	3	4	\$650K	\$650K
	52 Mitcham Dr	Detached	5	5	29	\$1,289K	\$1,269K
	425 Valermo Dr	Detached	3	3	8	\$759K	\$925K
16 May, 2016	90 North Carson St	Detached	3	2	12	\$779K	\$770K
	101 North Carson St	Detached	3	2	5	\$729K	\$750K
17 May, 2016	42 Radlett Ave	Detached	4	1	6	\$639K	\$706K
18 May, 2016	228 Hallmark Ave	Detached	3	2	7	\$698K	\$755K
24 May, 2016	258 Aldercrest Rd	Detached	2	2	6	\$700K	\$760K
26 May, 2016	60 Burlingame Rd	Other	6	3	58	\$1,060K	\$950K
	217A Aldercrest Rd	Detached	3	4	9	\$999K	\$980K
27 May, 2016	182 Gamma St	Semi-Detached	3	2	11	\$698K	\$710K
30 May, 2016	26 Hargrove Lane	Detached	3	2	4	\$739K	\$770K
31 May, 2016	4 Chelsea Dr	Detached	4	4	6	\$900K	\$1,257K



## Data

Month, Day, Year of Sold Date	Address1	Property Type	Bedrooms	Washrooms	Days on the Market	List Price	Sold Price
3 June, 2016	33 Coules Crt	Detached	3	2	2	\$700K	\$771K
	67 Savona Dr	Detached	3	2	8	\$700K	\$780K
7 June, 2016	19 Silvercrest Ave	Detached	3	2	34	\$720K	\$720K
8 June, 2016	57 Bellman Ave	Detached	3	1	8	\$599K	\$851K
10 June, 2016	150 Delta St	Semi-Detached	3	2	3	\$630K	\$715K
13 June, 2016	16 Gort Ave	Detached	5	5	69	\$1,400K	\$1,339K
14 June, 2016	229 Delta St	Detached	3	3	6	\$779K	\$811K
17 June, 2016	436 Valermo Dr	Detached	3	2	42	\$799K	\$778K
18 June, 2016	1, 619 Evans Ave	Townhouse	3	4	2	\$660K	\$685K
20 June, 2016	469A Browns Line	Semi-Detached	4	3	7	\$649K	\$640K
23 June, 2016	8 Foch Ave	Detached	2	1	16	\$648K	\$640K
	16 Alcan Ave	Semi-Detached	3	3	15	\$599K	\$600K
28 June, 2016	39 Mitcham Dr	Detached	4	4	12	\$1,100K	\$1,100K
	81 Savona Dr	Detached	2	2	27	\$765K	\$760K
	172 North Carson St	Detached	3	2	7	\$739K	\$778K
29 June, 2016	12 Treeview Dr	Detached	3	4	6	\$1,049K	\$1,125K
	117 North Carson St	Detached	3	3	8	\$739K	\$785K
5 July, 2016	115 North Carson St	Detached	3	2	6	\$699K	\$771K
7 July, 2016	402 Horner Ave	Semi-Detached	3	4	4	\$889K	\$1,100K
18 July, 2016	60B Albright Ave	Detached	3	4	32	\$1,249K	\$1,234K
	441 Rimilton Ave	Detached	2	2	22	\$689K	\$630K
	545 Evans Ave	Detached	3	2	39	\$669K	\$670K
19 July, 2016	236 Delta St	Detached	3	3	8	\$739K	\$762K
20 July, 2016	179 Thirtieth St	Detached	2	2	14	\$598K	\$580K
27 July, 2016	163 Aldercrest Rd	Other	6	3	37	\$1,200K	\$1,150K
3 August, 2016	217 Alderbrae Ave	Detached	2	1	14	\$649K	\$652K
5 August, 2016	420B Valermo Dr	Semi-Detached	3	4	52	\$985K	\$965K
8 August, 2016	32 Westleigh Cres	Detached	2	2	17	\$900K	\$900K

## Data

Month, Day, Year of Sold Date	Address1	Property Type	Bedrooms	Washrooms	Days on the Market	List Price	Sold Price
14 August, 2016	229 Gamma St	Detached	4	4	5	\$1,400K	\$1,380K
15 August, 2016	29 Owen Dr	Detached	4	2	7	\$775K	\$819K
	260 Valermo Dr	Detached	3	2	9	\$848K	\$840K
17 August, 2016	24 Robindale Ave	Detached	3	2	6	\$699K	\$725K
22 August, 2016	233 Beta St	Detached	3	2	7	\$660K	\$755K
23 August, 2016	63 Woodbury Rd	Detached	2	1	7	\$589K	\$684K
25 August, 2016	23 Dunning Cres	Detached	3	2	8	\$689K	\$805K
	43B Foch Ave	Detached	3	4	10	\$1,299K	\$1,238K
30 August, 2016	10 Edgeware Dr	Detached	3	2	7	\$550K	\$600K
1 September, 2016	38 Westhead Rd	Detached	4	5	8	\$1,498K	\$1,463K
3 September, 2016	225 Aldercrest Rd	Detached	3	2	4	\$818K	\$860K
11 September, 2016	76A Gort Ave	Detached	2	3	7	\$700K	\$770K
12 September, 2016	35 Roseland Dr	Detached	3	2	5	\$590K	\$675K
	155A Gamma St	Detached	3	4	35	\$1,115K	\$1,065K
	463 Valermo Dr	Detached	3	4	29	\$1,289K	\$1,225K
13 September, 2016	20 Mitcham Dr	Detached	3	2	7	\$725K	\$805K
16 September, 2016	12 Silvercrest Ave	Detached	3	2	8	\$749K	\$749K
	199 Hallmark Ave	Detached	2	2	4	\$629K	\$709K
20 September, 2016	37, 619 Evans Ave	Detached	3	3	13	\$789K	\$773K
	432 Lanor Ave	Detached	3	2	8	\$699K	\$828K
22 September, 2016	68 Westhead Rd	Detached	3	1	2	\$649K	\$848K
27 September, 2016	87 North Carson St	Detached	3	2	15	\$739K	\$721K
28 September, 2016	20A Owen Dr	Detached	3	4	7	\$990K	\$1,100K
	554 Browns Line	Detached	3	3	64	\$777K	\$765K
3 October, 2016	196 Aldercrest Rd	Detached	2	1	6	\$649K	\$665K
5 October, 2016	100 Foch Ave	Semi-Detached	4	2	8	\$700K	\$690K
7 October, 2016	686 Browns Line	Detached	3	2	0	\$769K	\$778K
11 October, 2016	18 Gair Dr	Detached	3	2	7	\$730K	\$812K

## Data

Month, Day, Year of Sold Date	Address1	Property Type	Bedrooms	Washrooms	Days on the Market	List Price	Sold Price
12 October, 2016	27 Thames Ave	Detached	2	2	1	\$778K	\$850K
14 October, 2016	3, 630 Evans Ave	Townhouse	3	3	63	\$629K	\$626K
15 October, 2016	231 Beta St	Detached	3	3	3	\$849K	\$955K
18 October, 2016	428 B Valermo Dr	Detached	3	4	13	\$1,099K	\$1,200K
20 October, 2016	15 Robindale Ave	Semi-Detached	3	3	7	\$800K	\$803K
21 October, 2016	47 Radlett Ave	Detached	2	2	10	\$726K	\$740K
24 October, 2016	56 Savona Dr	Detached	3	2	6	\$650K	\$755K
25 October, 2016	288 Beta St	Detached	2	2	8	\$650K	\$725K
27 October, 2016	93 Delma Dr	Detached	3	2	1	\$749K	\$850K
2 November, 2016	8 Hargrove Lane	Detached	3	2	7	\$800K	\$896K
7 November, 2016	52 Lunness Rd	Detached	2	2	3	\$776K	\$970K
8 November, 2016	3B Lunness Rd	Townhouse	3	4	27	\$699K	\$696K
	136A Treeview Dr	Semi-Detached	3	2	19	\$720K	\$720K
9 November, 2016	297 Thirtieth St	Detached	3	1	7	\$599K	\$820K
10 November, 2016	4 Treeview Dr	Detached	3	2	9	\$600K	\$751K
	6 Aintree Crt	Detached	4	3	29	\$1,399K	\$1,326K
13 November, 2016	Lot 47, 300 Valermo Dr	Detached	4	5	11	\$1,430K	\$1,430K
15 November, 2016	464B Valermo Dr	Detached	3	4	40	\$1,198K	\$1,165K
23 November, 2016	Lot 77, 300 Valermo Dr	Semi-Detached	4	4	9	\$1,138K	\$1,138K
24 November, 2016	7A Connorvale Ave	Detached	4	4	8	\$900K	\$1,090K
25 November, 2016	10 Woodbury Pl	Detached	2	2	4	\$699K	\$720K
	216 Aldercrest Rd	Detached	3	3	4	\$949K	\$1,025K
	701, 785 Browns Line	Other	1	1	30	\$180K	\$172K
26 November, 2016	Lot 48, 300 Valermo Dr	Detached	4	5	9	\$1,410K	\$1,410K
29 November, 2016	108 Foch Ave	Semi-Detached	4	3	12	\$700K	\$700K
30 November, 2016	514 Horner Ave	Detached	4	6	16	\$1,348K	\$1,200K
1 December, 2016	239 Beta St	Semi-Detached	4	3	17	\$745K	\$730K
	Lot 49, 300 Valermo Dr	Detached	4	4	2	\$1,460K	\$1,460K

## Data

Month, Day, Year of Sold Date	Address1	Property Type	Bedrooms	Washrooms	Days on the Market	List Price	Sold Price
4 December, 2016	273 Delta St	Semi-Detached	3	3	13	\$699K	\$688K
9 December, 2016	11, 619 Evans Ave	Townhouse	3	3	11	\$650K	\$690K
13 December, 2016	19 Lunness Rd	Semi-Detached	3	4	4	\$1,000K	\$1,129K
14 December, 2016	Lot 50, 300 Valermo Dr	Detached	4	5	8	\$1,430K	\$1,430K
22 December, 2016	14 Finsbury Cres	Detached	3	3	64	\$1,000K	\$905K
31 December, 2016	132 Thirtieth St	Detached	3	2	79	\$729K	\$705K
13 January, 2017	608, 785 Brown's Line	Condo	2	1	13	\$222K	\$219K
15 January, 2017	Lot 86, 300 Valermo Dr	Semi-Detached	4	4	19	\$1,230K	\$1,230K
19 January, 2017	200 Brown's Line	Detached	2	3	8	\$500K	\$600K
	204 Brown's Line	Detached	2	2	8	\$500K	\$600K
24 January, 2017	141 Thirtieth St, Toronto	Detached	2	1	106	\$529K	\$510K
	347 Rimilton Ave	Detached	3	2	6	\$689K	\$890K
27 January, 2017	256 Gamma St	Detached	4	5	11	\$1,488K	\$1,650K
29 January, 2017	139 Thirtieth St, Toronto	Detached	2	1	111	\$529K	\$510K
	Lot 43, 300 Valermo Dr	Semi-Detached	4	4	4	\$1,240K	\$1,240K
30 January, 2017	8 Alcan Ave	Detached	4	4	14	\$1,079K	\$985K
1 February, 2017	21 Thames Ave	Detached	3	2	21	\$850K	\$900K
4 February, 2017	9A Foch Ave	Semi-Detached	3	2	33	\$799K	\$790K
5 February, 2017	219 Beta St	Detached	3	4	4	\$1,199K	\$1,380K
	235 Thirtieth St	Detached	2	3	20	\$990K	\$960K
13 February, 2017	24 Hargrove Lane	Detached	3	2	11	\$799K	\$1,035K
	159 Hallmark Ave	Detached	3	2	9	\$799K	\$930K
21 February, 2017	9 Chelsea Dr	Detached	2	2	15	\$949K	\$935K
22 February, 2017	196 Thirtieth St	Detached	2	2	8	\$600K	\$705K
23 February, 2017	51 Westleigh Cres	Detached	4	2	20	\$899K	\$900K
	87 Savona Dr	Detached	3	2	6	\$800K	\$921K
24 February, 2017	74 Westhead Rd	Detached	2	2	3	\$849K	\$915K
25 February, 2017	680 Browns Line	Detached	4	4	22	\$1,598K	\$1,625K

## Data

Month, Day, Year of Sold Date	Address1	Property Type	Bedrooms	Washrooms	Days on the Market	List Price	Sold Price
28 February, 2017	199 Thirtieth St	Detached	0	0	7	\$699K	\$699K
3 March, 2017	6 Edgeware Dr, Toronto	Detached	3	1	10	\$599K	\$652K
4 March, 2017	404 Horner Ave	Semi-Detached	3	4	4	\$1,160K	\$1,160K
7 March, 2017	169 Hallmark Ave	Semi-Detached	3	2	7	\$749K	\$1,011K
	408 Horner Ave	Detached	5	5	7	\$1,078K	\$1,355K
11 March, 2017	37 Coules Crt	Detached	3	2	2	\$899K	\$1,075K
16 March, 2017	9 Albright Ave	Detached	2	2	2	\$650K	\$800K
20 March, 2017	265 Thirtieth St	Detached	2	2	4	\$850K	\$960K
	#34, 636 Evans Ave	Townhouse	3	3	4	\$700K	\$801K
23 March, 2017	304 Delta St W	Detached	2	2	10	\$950K	\$940K
24 March, 2017	3 Chelsea Dr	Detached	2	2	3	\$900K	\$1,125K
	636 Evans Ave E	Townhouse	3	2	3	\$799K	\$860K
27 March, 2017	189 Aldercrest Rd	Detached	2	2	5	\$799K	\$923K
28 March, 2017	4 Edilou Dr	Semi-Detached	3	2	6	\$750K	\$948K
	66 Gair Dr	Detached	2	2	4	\$799K	\$860K
30 March, 2017	58A Treeview Dr	Semi-Detached	3	4	7	\$779K	\$840K
31 March, 2017	19 Connorvale Ave	Detached	4	5	41	\$1,580K	\$1,500K
1 April, 2017	9 Helsby Cres	Detached	3	2	10	\$829K	\$975K
3 April, 2017	57 Roseland Dr	Semi-Detached	3	2	10	\$749K	\$830K
4 April, 2017	345 Rimilton Ave	Detached	2	2	8	\$799K	\$960K
10 April, 2017	419 Valermo Dr	Detached	3	1	6	\$800K	\$995K
11 April, 2017	53 Burlingame Rd	Detached	4	3	7	\$689K	\$821K
	207 Hallmark Ave	Detached	2	2	7	\$759K	\$889K
12 April, 2017	112 Thirtieth St, Toronto	Detached	3	2	16	\$599K	\$630K
	228A Aldercrest Rd	Detached	3	5	15	\$1,350K	\$1,300K
	242 Gamma St	Detached	3	2	6	\$799K	\$1,150K
	474 Rimilton Ave	Detached	3	1	8	\$729K	\$808K
17 April, 2017	226 Beta St	Detached	2	2	4	\$800K	\$951K

Data

Month, Day, Year of Sold Date	Address1	Property Type	Bedrooms	Washrooms	Days on the Market	List Price	Sold Price
19 April, 2017	101 Evans Ave	Detached	2	1	7	\$698K	\$810K
20 April, 2017	243 Thirtieth St	Detached	1	2	7	\$799K	\$942K
21 April, 2017	8, 785 Browns Line	Other	1	1	11	\$180K	\$208K
25 April, 2017	35 Silvercrest Ave	Detached	2	2	6	\$799K	\$914K
26 April, 2017	507, 785 Browns Line	Other	2	1	148	\$235K	\$235K
30 April, 2017	122 North Carson St	Detached	3	2	5	\$800K	\$800K
3 May, 2017	12, 630 Evans Ave	Townhouse	3	3	7	\$649K	\$828K
	41 Treeview Dr	Detached	3	2	10	\$799K	\$957K
	206 Delta St	Detached	2	1	7	\$599K	\$775K
8 May, 2017	234 Alderbrae Ave	Detached	2	2	5	\$749K	\$860K
9 May, 2017	#27, 636 Evans Ave	Townhouse	3	3	3	\$699K	\$765K
11 May, 2017	300 Thirtieth St	Detached	2	2	15	\$800K	\$800K
12 May, 2017	220 Delta St	Detached	3	4	24	\$1,329K	\$1,300K
14 May, 2017	4 Savona Dr	Detached	3	1	8	\$800K	\$811K
15 May, 2017	156A Aldercrest Rd	Semi-Detached	4	4	7	\$799K	\$1,002K
17 May, 2017	47 Gort Ave	Detached	3	2	7	\$549K	\$650K
	65 Lunness Rd	Detached	4	3	23	\$879K	\$800K
20 May, 2017	157 Sheldon Ave	Detached	3	2	10	\$700K	\$700K
22 May, 2017	54 Mitcham Dr	Detached	2	2	11	\$849K	\$825K
23 May, 2017	493 Rimilton Ave	Other		0	20	\$789K	\$749K
25 May, 2017	104 Burlingame Rd	Detached	3	2	7	\$799K	\$851K
28 May, 2017	39, 630 Evans Ave	Townhouse	2	3	3	\$600K	\$610K
30 May, 2017	196 A Delta St	Semi-Detached	3	2	5	\$700K	\$817K
6 June, 2017	93 Gair Dr	Detached	2	2	5	\$699K	\$790K
	165 Beta St	Detached	2	2	10	\$798K	\$825K
14 June, 2017	6 Burlingame Rd	Detached	2	2	8	\$749K	\$735K
15 June, 2017	479 Rimilton Ave	Detached	2	2	8	\$799K	\$795K
17 June, 2017	292 Beta St W	Detached	3	2	12	\$725K	\$715K

## Data

Month, Day, Year of Sold Date	Address1	Property Type	Bedrooms	Washrooms	Days on the Market	List Price	Sold Price
26 June, 2017	10 Rufford Rd	Detached	4	4	30	\$1,650K	\$1,536K
	64 Gort Ave	Detached	3	2	21	\$799K	\$780K
	98 Foch Ave S	Detached	3	4	39	\$1,290K	\$1,225K
27 June, 2017	21, 619 Evans Ave	Townhouse	2	2	13	\$600K	\$605K
28 June, 2017	50 Westleigh Cres	Detached	3	3	9	\$1,549K	\$1,500K
4 July, 2017	36 Dunning Cres	Detached	4	3	15	\$1,199K	\$1,198K
7 July, 2017	270 Delta St	Semi-Detached	2	2	18	\$749K	\$720K
8 July, 2017	21A Bellman Ave	Detached	4	5	81	\$1,749K	\$1,735K
9 July, 2017	36 Lloyd George Ave	Semi-Detached	3	2	12	\$676K	\$735K
16 July, 2017	198B Delta St	Detached	3	5	19	\$1,260K	\$1,250K
17 July, 2017	277 Lanor Ave	Detached	3	3	13	\$750K	\$710K
18 July, 2017	36 Connorvale Ave	Semi-Detached	3	2	33	\$799K	\$745K
19 July, 2017	169 Alderbrae Ave	Detached	2	2	9	\$769K	\$764K
	173A Hallmark Ave	Detached	3	4	21	\$1,290K	\$1,255K
21 July, 2017	26 Cutler Cres	Detached	3	2	4	\$850K	\$825K
	27 Mitcham Dr	Detached	2	2	15	\$943K	\$943K
25 July, 2017	42, 636 Evans Ave	Townhouse	3	3	21	\$780K	\$758K
26 July, 2017	96 Foch Ave	Detached	3	4	36	\$1,290K	\$1,225K
27 July, 2017	454A Horner Ave	Townhouse	3	3	21	\$698K	\$675K
28 July, 2017	549 Horner Ave	Detached	4	1	8	\$749K	\$700K
3 August, 2017	135 Thirtieth St	Detached	2	2	49	\$535K	\$515K
	233A Aldercrest Rd	Semi-Detached	3	4	15	\$926K	\$890K
5 August, 2017	23 Enfield Ave	Semi-Detached	4	3	56	\$749K	\$740K
11 August, 2017	20A Lunness Rd	Semi-Detached	3	4	14	\$989K	\$949K
15 August, 2017	32 Connorvale Ave	Semi-Detached	3	3	7	\$820K	\$820K
17 August, 2017	112 Thirtieth St	Detached	3	2	73	\$619K	\$600K
23 August, 2017	24 Gair Dr	Detached	3	2	27	\$975K	\$920K
24 August, 2017	2, 785 Brown's Line	Other	3	1	71	\$300K	\$295K

## Data

Month, Day, Year of Sold Date	Address1	Property Type	Bedrooms	Washrooms	Days on the Market	List Price	Sold Price
24 August, 2017	158 Alderbrae Ave	Detached	3	2	1	\$899K	\$895K
25 August, 2017	18 Paula Blvd	Detached	3	2	8	\$799K	\$783K
30 August, 2017	507, 785 Brown's Line	Other	2	1	85	\$250K	\$235K
9 September, 2017	20 Dunning Cres	Detached	3	1	4	\$949K	\$1,000K
12 September, 2017	8, 619 Evans Ave	Townhouse	2	3	1	\$690K	\$713K
14 September, 2017	710 Brown's Line	Detached	3	2	80	\$800K	\$775K
20 September, 2017	21 Fulham Dr	Detached	2	1	8	\$795K	\$785K
	801, 215 Sherway Gardens Rd	Condo	1	1	23	\$399K	\$390K
22 September, 2017	65 Westhead Rd	Detached	3	2	10	\$869K	\$885K
25 September, 2017	704, 785 Brown's Line Rd	Other	2	1	19	\$200K	\$195K
26 September, 2017	3 Dover Dr	Semi-Detached	3	3	18	\$798K	\$750K
29 September, 2017	191 Gamma St	Detached	4	5	11	\$1,580K	\$1,542K
1 October, 2017	211 Gamma St	Detached	2	2	1	\$759K	\$765K
2 October, 2017	216 Alderbrae Ave	Detached	2	2	14	\$859K	\$822K
4 October, 2017	480A Valermo Dr	Detached	3	4	14	\$1,250K	\$1,200K
6 October, 2017	50 Mitcham Dr	Detached	2	3	16	\$879K	\$865K
7 October, 2017	55 Lunness Rd	Detached	4	5	29	\$1,749K	\$1,725K
10 October, 2017	9 Finsbury Cres	Detached	2	1	33	\$820K	\$795K
11 October, 2017	5 Westleigh Cres	Detached	3	2	30	\$860K	\$840K
	155 Alderbrae Ave	Semi-Detached	3	3	7	\$775K	\$775K
18 October, 2017	42 Savona Dr	Detached	3	2	43	\$860K	\$781K
23 October, 2017	16 Fulham Dr	Detached	3	3	40	\$1,000K	\$945K
27 October, 2017	8 Foch Ave	Detached	2	1	36	\$789K	\$745K
28 October, 2017	58 Coules Crt	Detached	3	2	3	\$875K	\$857K
30 October, 2017	78 Foch Ave	Detached	2	1	4	\$749K	\$760K
1 November, 2017	54, 636 Evans Ave	Townhouse	3	3	44	\$699K	\$699K
2 November, 2017	430 Lanor Ave	Detached	3	2	6	\$800K	\$831K
4 November, 2017	16 Putney Rd	Detached	3	2	2	\$749K	\$780K



## Data

Month, Day, Year of Sold Date	Address1	Property Type	Bedrooms	Washrooms	Days on the Market	List Price	Sold Price
8 November, 2017	16 Dunning Cres	Detached	3	2	16	\$1,149K	\$1,050K
	29 Mitcham Dr	Detached	2	2	7	\$720K	\$700K
9 November, 2017	283 Aldercrest Rd	Detached	3	2	24	\$939K	\$910K
11 November, 2017	495 Valermo Dr	Detached	2	2	56	\$800K	\$845K
20 November, 2017	194 Thirtieth St	Detached	2	2	21	\$650K	\$685K
22 November, 2017	6 Lunness Rd	Semi-Detached	4	2	5	\$889K	\$905K
	35 Roseland Dr	Detached	3	2	0	\$750K	\$712K
	461 Valermo Dr	Detached	3	4	30	\$1,399K	\$1,345K
25 November, 2017	312 Rimilton Ave	Semi-Detached	3	3	8	\$600K	\$721K
4 December, 2017	229 Delta St	Detached	3	3	4	\$965K	\$980K
5 December, 2017	40 Edilou Dr	Semi-Detached	3	2	76	\$699K	\$580K
7 December, 2017	237 Aldercrest Rd	Detached	3	2	14	\$975K	\$915K
8 December, 2017	109 Westhead Rd	Detached	4	3	14	\$755K	\$755K
11 December, 2017	19 Helsby Cres	Detached	3	2	13	\$950K	\$930K
12 December, 2017	31 Norfolk Ave	Detached	4	5	5	\$1,650K	\$1,590K
19 December, 2017	30 Jellicoe Ave	Detached	3	5	18	\$1,468K	\$1,350K
20 December, 2017	200 Hallmark Ave	Detached	3	4	12	\$899K	\$872K
21 December, 2017	287 Gamma St	Detached	3	3	7	\$829K	\$951K
3 January, 2018	36 Bellman Ave	Detached	3	4	30	\$1,299K	\$1,285K
	69 Foch Ave	Semi-Detached	4	3	0	\$875K	\$882K
4 January, 2018	8 Fulham Dr	Detached	2	2	22	\$799K	\$785K
	88 Westhead Rd	Detached	4	4	78	\$1,400K	\$1,300K
14 January, 2018	283 Aldercrest Rd	Detached	3	2	5	\$899K	\$850K
16 January, 2018	233 Thirtieth St	Detached	3	2	7	\$695K	\$715K
18 January, 2018	1 Woodbury Rd	Detached	5	4	37	\$1,349K	\$1,308K
23 January, 2018	15 Foch Ave	Detached	2	2	16	\$678K	\$650K
25 January, 2018	202 Hallmark Ave	Detached	2	2	7	\$789K	\$780K
6 February, 2018	177/A Beta St	Detached	4	2	36	\$950K	\$900K

## Data

Month, Day, Year of Sold Date	Address1	Property Type	Bedrooms	Washrooms	Days on the Market	List Price	Sold Price
12 February, 2018	37 Mitcham Dr	Detached	2	1	19	\$799K	\$795K
13 February, 2018	22 Savona Dr	Detached	3	2	1	\$799K	\$841K
20 February, 2018	213 Hallmark Ave	Detached	2	1	29	\$779K	\$780K
25 February, 2018	15 Westhead Rd	Detached	3	3	2	\$1,579K	\$1,585K
	34 Lloyd George Ave	Detached	3	2	2	\$700K	\$757K
1 March, 2018	22 Hargrove Lane	Detached	3	2	3	\$859K	\$840K
7 March, 2018	377 Lanor Ave	Semi-Detached	4	2	8	\$799K	\$810K
	432 Rimilton Ave	Detached	2	1	9	\$750K	\$755K
12 March, 2018	57 Albright Ave	Detached	2	1	4	\$639K	\$751K
	60A Albright Ave	Detached	3	4	2	\$1,369K	\$1,370K
13 March, 2018	35 Radlett Ave	Detached	3	3	0	\$1,139K	\$1,110K
16 March, 2018	19, 636 Evans Ave	Townhouse	3	3	63	\$680K	\$640K
19 March, 2018	14, 630 Evans Ave	Townhouse	3	3	10	\$750K	\$750K
21 March, 2018	24 Putney Rd	Detached	4	4	26	\$1,595K	\$1,565K
22 March, 2018	57A Roseland Dr	Semi-Detached	3	2	2	\$839K	\$875K
24 March, 2018	17 Fulham Dr	Detached	3	2	3	\$690K	\$728K
26 March, 2018	12A Alcan Ave	Semi-Detached	3	2	4	\$670K	\$735K
27 March, 2018	20 Putney Rd	Detached	2	2	6	\$870K	\$855K