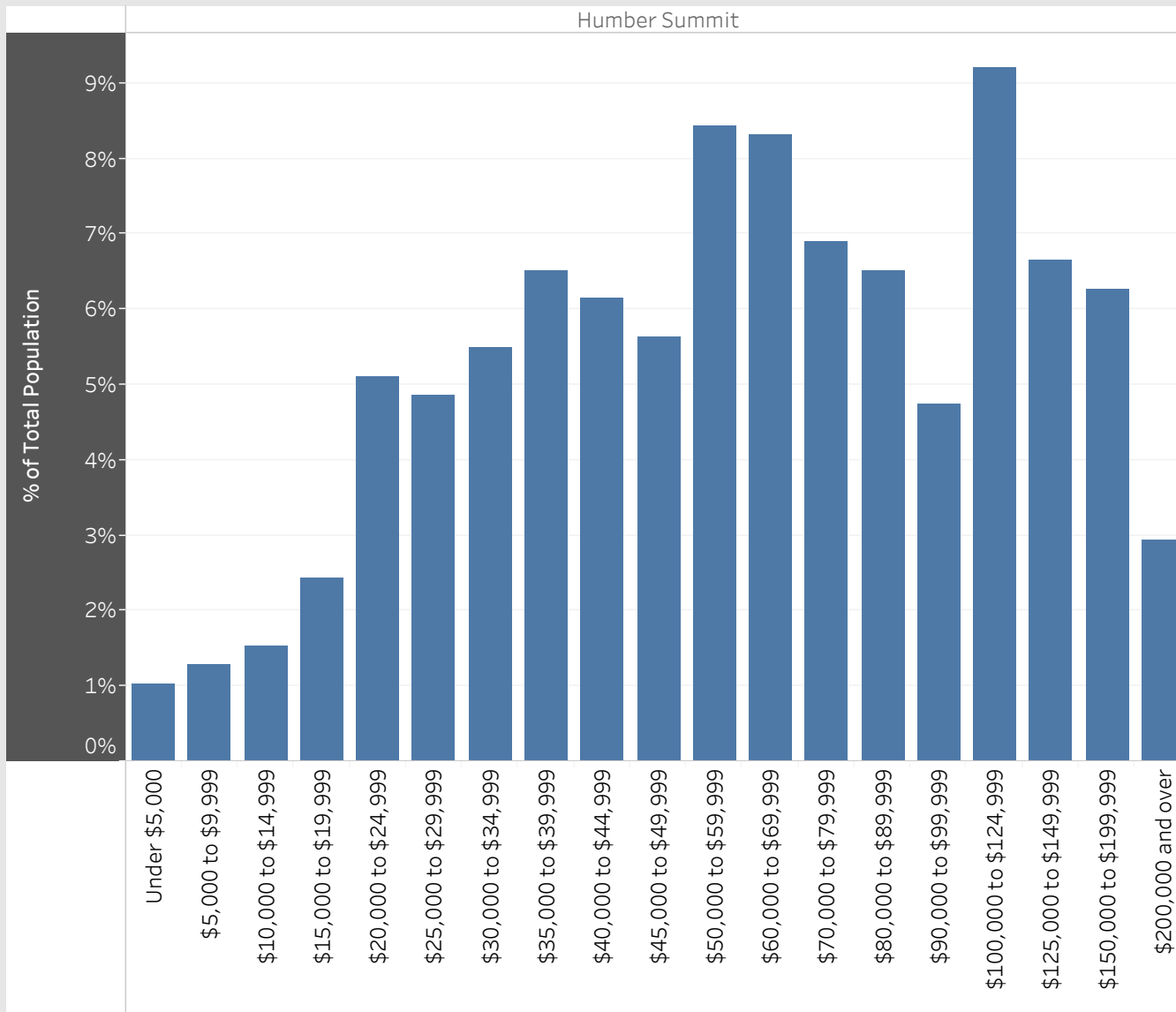


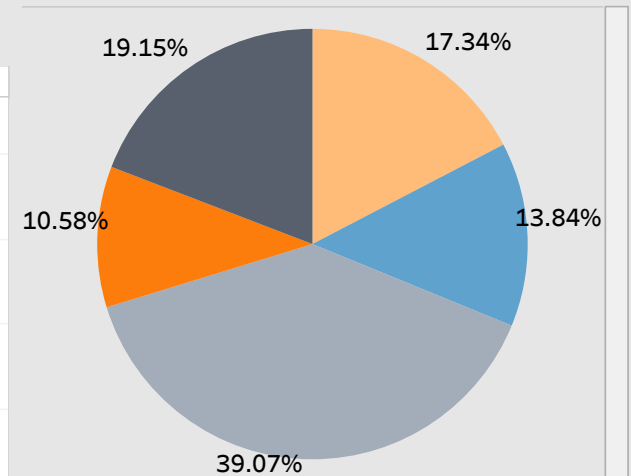


# 2016 StatsCan Data

## Household Income in Humber Summit



## Age



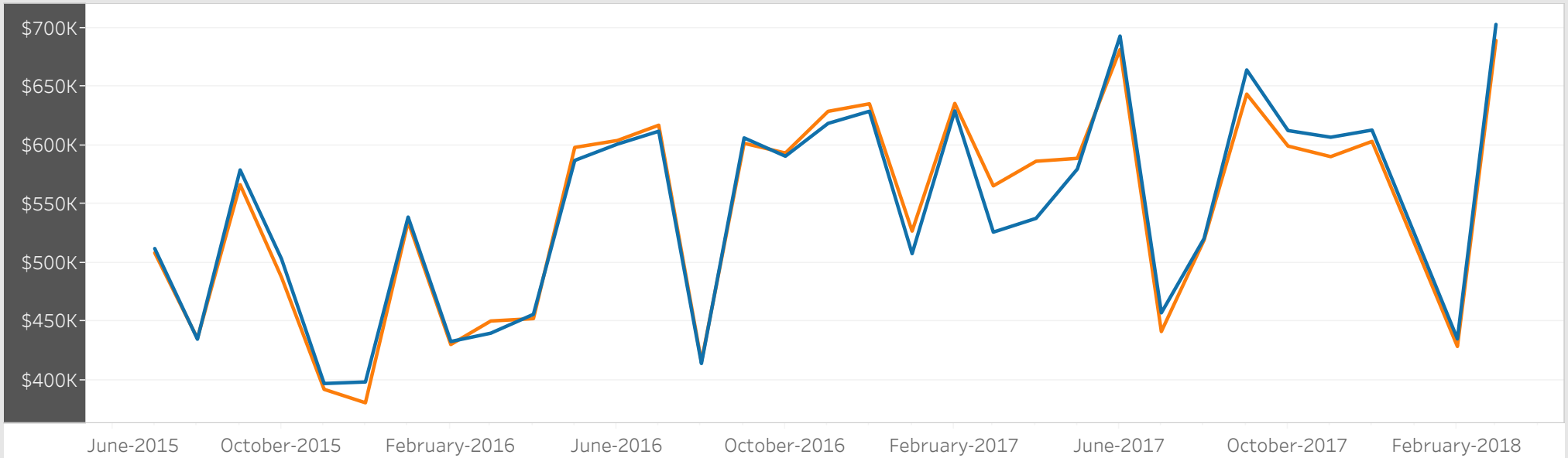
- Children (0-14 years)
- Youth (15-24 years)
- Working Age (25-54 years)
- Pre-retirement (55-64 years)
- Seniors (65+ years)

## Visible Minorities

Not a visible minority	34.35%
South Asian	28.92%
Black	14.78%
Latin American	7.21%
Southeast Asian	3.54%
Filipino	2.78%
West Asian	2.05%
Visible minority; n.i.e.	1.89%
Arab	1.65%
Multiple visible minorities	1.37%
Chinese	1.09%
Korean	0.36%
Japanese	0.00%

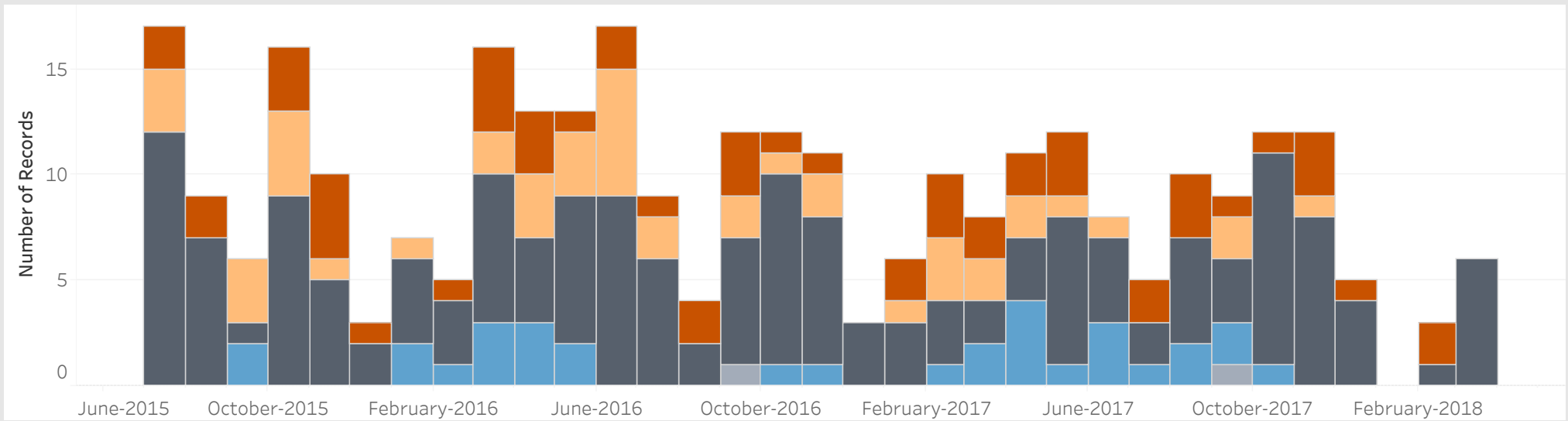
## Average Sold Price vs. Average Ask Price in Humber Summit

■ Avg. List Price    ■ Avg. Sold Price



## Properties Sold in Humber Summit by Month

■ Condo    ■ Detached    ■ Semi-Detached    ■ Townhouse    ■ Other



## Data

Month, Day, Year of Sold Date	Address1	Property Type	Bedrooms	Washrooms	Days on the Market	List Price	Sold Price
1 July, 2015	107 Cabana Dr, Toronto	Semi-Detached	3	2	7	\$490K	\$480K
	162 Cabana Dr, Toronto	Semi-Detached	3	2	22	\$520K	\$511K
	178 Duncanwoods Dr, Toronto	Semi-Detached	3	2	2	\$550K	\$500K
4 July, 2015	69 San Gabriele Pl, Toronto	Semi-Detached	3	4	19	\$479K	\$468K
6 July, 2015	32 Goldsboro Rd, Toronto	Semi-Detached	3	3	3	\$479K	\$465K
7 July, 2015	82 Whitfield Ave, Toronto	Detached	4	4	16	\$739K	\$739K
8 July, 2015	58 Goldsboro Rd, Toronto	Semi-Detached	3	2	7	\$500K	\$500K
10 July, 2015	7 Cherrylawn Ave, Toronto	Semi-Detached	3	2	17	\$498K	\$494K
11 July, 2015	209, 2835 Islington Ave, Toronto	Condo	2	2	17	\$173K	\$168K
12 July, 2015	35 Goldsboro Rd, Toronto	Semi-Detached	3	1	5	\$440K	\$458K
13 July, 2015	37 Muir Ave, Toronto	Detached	3	2	7	\$589K	\$601K
22 July, 2015	39 Rubydale Gdns, Toronto	Semi-Detached	3	2	21	\$500K	\$475K
24 July, 2015	170 Duncanwoods Dr, Toronto	Semi-Detached	3	2	9	\$470K	\$500K
26 July, 2015	40 Rubydale Gdns, Toronto	Semi-Detached	4	3	4	\$500K	\$541K
27 July, 2015	70 Larchmere Ave, Toronto	Detached	4	4	40	\$999K	\$985K
28 July, 2015	319, 2835 Islington Ave, Toronto	Condo	2	2	26	\$229K	\$217K
29 July, 2015	13 Walby Dr, Toronto	Semi-Detached	3	2	22	\$549K	\$540K
4 August, 2015	44 Primula Cres, Toronto	Semi-Detached	3	2	16	\$499K	\$480K
8 August, 2015	40 Oliti Crt, Toronto	Semi-Detached	3	4	5	\$480K	\$505K
	102, 2835 Islington Ave, Toronto	Condo	2	2	35	\$149K	\$142K
11 August, 2015	37 Cherrylawn Ave, Toronto	Semi-Detached	3	3	8	\$530K	\$555K
13 August, 2015	93 Cherrylawn Ave, Toronto	Semi-Detached	4	3	14	\$540K	\$535K
17 August, 2015	903, 2835 Islington Ave, Toronto	Condo	2	2	17	\$230K	\$220K
18 August, 2015	64 Dellbrook Cres, Toronto	Semi-Detached	4	3	26	\$545K	\$548K
30 August, 2015	30 Primula Cres, Toronto	Semi-Detached	3	2	13	\$450K	\$450K
	119 Navenby Cres, Toronto	Semi-Detached	4	2	31	\$490K	\$484K
3 September, 2015	25 Ayr Cres, Toronto	Detached	3	3	46	\$749K	\$685K
5 September, 2015	2030, 3031 Finch Ave, Toronto	Townhouse	4	1	19	\$266K	\$264K

## Data

Month, Day, Year of Sold Date	Address1	Property Type	Bedrooms	Washrooms	Days on the Market	List Price	Sold Price
9 September, 2015	# 42, 3059 Finch Ave, Toronto	Townhouse	4	5	15	\$500K	\$493K
16 September, 2015	100 Rowntree Mill Rd, Toronto	Detached	3	2	7	\$599K	\$610K
20 September, 2015	61 Apted Ave, Toronto	Detached	3	3	20	\$860K	\$845K
29 September, 2015	113 Elnathan Cres, Toronto	Semi-Detached	4	2	19	\$500K	\$501K
3 October, 2015	23 Starcross Crt, Toronto	Detached	3	3	40	\$700K	\$660K
4 October, 2015	319, 2835 Islington Ave, Toronto	Condo	2	2	11	\$229K	\$225K
6 October, 2015	18 Navenby Cres, Toronto	Semi-Detached	3	2	29	\$529K	\$485K
12 October, 2015	#106, 2835 Islington Ave, Toronto	Condo	2	2	11	\$215K	\$206K
13 October, 2015	79 Ardwick Blvd, Toronto	Detached	3	2	8	\$530K	\$520K
14 October, 2015	25 Grenadine Crt, Toronto	Semi-Detached	4	3	10	\$500K	\$501K
17 October, 2015	68 Goldsboro Rd, Toronto	Semi-Detached	3	2	26	\$525K	\$510K
18 October, 2015	46 Franel Crt, Toronto	Semi-Detached	3	2	16	\$520K	\$508K
19 October, 2015	78 Rowntree Mill Rd, Toronto	Detached	4	4	5	\$889K	\$829K
21 October, 2015	5 Gracedale Blvd, Toronto	Semi-Detached	3	2	16	\$520K	\$503K
22 October, 2015	10 Elnathan Cres, Toronto	Semi-Detached	4	2	28	\$485K	\$476K
27 October, 2015	29 Riverton Dr, Toronto	Semi-Detached	4	3	29	\$509K	\$500K
	61 Riverton Dr, Toronto	Semi-Detached	4	3	7	\$519K	\$520K
29 October, 2015	58 Muir Ave, Toronto	Detached	3	2	20	\$675K	\$650K
	607, 2825 Islington Ave, Toronto	Condo	2	2	49	\$179K	\$168K
30 October, 2015	80 Primula Cres, Toronto	Semi-Detached	3	3	11	\$530K	\$542K
1 November, 2015	603, 2835 Islington Ave, Toronto	Condo	2	2	34	\$220K	\$211K
4 November, 2015	17 Grampian Cres, Toronto	Semi-Detached	3	2	37	\$530K	\$527K
	803, 2835 Islington Ave, Toronto	Condo	2	2	9	\$215K	\$209K
9 November, 2015	94 Anthia Dr, Toronto	Semi-Detached	3	2	8	\$519K	\$530K
10 November, 2015	15 Benrubin Dr, Toronto	Semi-Detached	4	2	16	\$579K	\$569K
	39 Muir Ave, Toronto	Detached	3	2	11	\$535K	\$547K
11 November, 2015	505, 2825 Islington Ave, Toronto	Condo	2	2	10	\$150K	\$145K
16 November, 2015	1 Cherrylawn Ave, Toronto	Semi-Detached	3	2	40	\$545K	\$538K

## Data

Month, Day, Year of Sold Date	Address1	Property Type	Bedrooms	Washrooms	Days on the Market	List Price	Sold Price
18 November, 2015	812, 2835 Islington Ave, Toronto	Condo	2	2	9	\$168K	\$160K
20 November, 2015	73 Husband Dr, Toronto	Semi-Detached	3	2	16	\$509K	\$485K
1 December, 2015	23 Primula Cres, Toronto	Semi-Detached	3	4	101	\$495K	\$460K
3 December, 2015	803, 2825 Islington Ave, Toronto	Condo	2	2	17	\$180K	\$177K
20 December, 2015	45 Elnathan Cres, Toronto	Semi-Detached	3	3	13	\$520K	\$505K
5 January, 2016	32 Muir Ave, Toronto	Detached	3	2	42	\$639K	\$630K
6 January, 2016	2897 Islington Ave, Toronto	Townhouse	3	3	35	\$349K	\$340K
14 January, 2016	10 Riverton Dr, Toronto	Townhouse	3	2	40	\$579K	\$570K
18 January, 2016	68 Primula Cres, Toronto	Semi-Detached	3	2	1	\$550K	\$568K
22 January, 2016	26 Grampian Cres	Semi-Detached	3	2	4	\$530K	\$530K
	36 Firenze Dr	Semi-Detached	3	3	16	\$575K	\$565K
23 January, 2016	40 Oliti Crt	Semi-Detached	3	4	54	\$550K	\$541K
9 February, 2016	2085, 3037 Finch Ave W	Townhouse	3	3	22	\$340K	\$343K
11 February, 2016	190 Cabana Dr	Semi-Detached	3	3	7	\$590K	\$581K
18 February, 2016	10 Seacliff Blvd	Semi-Detached	3	2	58	\$490K	\$500K
19 February, 2016	155 Duncanwoods Dr	Semi-Detached	3	2	2	\$535K	\$537K
29 February, 2016	206, 2835 Islington Ave	Condo	2	2	9	\$209K	\$190K
1 March, 2016	44 Franel Cres	Semi-Detached	3	2	6	\$512K	\$515K
3 March, 2016	89 Navenby Cres	Semi-Detached	3	1	0	\$490K	\$525K
	906, 2825 Islington Ave	Condo	2	2	16	\$147K	\$140K
5 March, 2016	105 Cherrylawn Ave	Semi-Detached	3	3	10	\$570K	\$545K
7 March, 2016	2055, 3047 Finch Ave W	Townhouse	2	2	13	\$300K	\$290K
8 March, 2016	43 Grampian Cres	Semi-Detached	3	2	44	\$540K	\$520K
9 March, 2016	301, 2835 Islington Ave	Condo	3	2	13	\$199K	\$199K
11 March, 2016	19 Knox Ave	Detached	2	1	4	\$549K	\$561K
13 March, 2016	23 Knox Ave	Detached	4	5	4	\$1,188K	\$1,330K
15 March, 2016	314, 2835 Islington Ave	Condo	2	2	14	\$180K	\$167K
	1007, 3031 Finch Ave W	Townhouse	2	2	11	\$285K	\$278K

## Data

Month, Day, Year of Sold Date	Address1	Property Type	Bedrooms	Washrooms	Days on the Market	List Price	Sold Price
23 March, 2016	12 Sombrero Crt	Semi-Detached	3	2	5	\$569K	\$567K
24 March, 2016	20 Dellbrook Cres	Semi-Detached	3	2	14	\$600K	\$610K
27 March, 2016	151 Navenby Cres	Semi-Detached	3	1	4	\$490K	\$510K
28 March, 2016	109, 2825 Islington Ave	Condo	1	1	20	\$120K	\$118K
	2002, 3049 Finch Ave W	Townhouse	4	3	19	\$299K	\$329K
1 April, 2016	77 Navenby Cres	Semi-Detached	3	3	9	\$548K	\$535K
	908, 2825 Islington Ave	Condo	2	2	4	\$145K	\$135K
	1002, 3049 Finch Ave W	Townhouse	2	2	12	\$290K	\$285K
8 April, 2016	4 Riverside Dr	Detached	3	2	9	\$729K	\$700K
9 April, 2016	23 Primula Cres	Semi-Detached	3	2	13	\$505K	\$515K
12 April, 2016	6, 2964 Islington Ave	Townhouse	2	2	6	\$339K	\$350K
14 April, 2016	612, 2825 Islington Ave	Condo	2	2	3	\$160K	\$156K
16 April, 2016	89 Whitfield Ave	Detached	4	2	12	\$800K	\$769K
21 April, 2016	101 Duncanwoods Dr	Semi-Detached	3	2	4	\$559K	\$585K
22 April, 2016	2078, 3047 Finch Ave	Townhouse	2	2	24	\$295K	\$300K
25 April, 2016	34 Navenby Cres	Semi-Detached	3	3	7	\$529K	\$559K
26 April, 2016	6 Muir Ave	Detached	4	4	39	\$889K	\$850K
28 April, 2016	514, 2825 Islington Ave	Condo	2	2	82	\$139K	\$140K
2 May, 2016	76 Whitfield Ave	Detached	3	3	34	\$800K	\$783K
3 May, 2016	22 Dellbrook Cres	Semi-Detached	3	2	13	\$525K	\$538K
	1037, 3037 Finch Ave W	Townhouse	3	2	11	\$315K	\$330K
4 May, 2016	45 Franel Cres	Semi-Detached	4	3	19	\$660K	\$635K
5 May, 2016	65 Duncanwoods Dr	Semi-Detached	3	3	1	\$570K	\$568K
	608, 2835 Islington Ave	Condo	2	2	16	\$195K	\$183K
11 May, 2016	7, 2964 Islington Ave	Townhouse	2	2	22	\$340K	\$335K
12 May, 2016	45 Whitfield Ave	Detached	3	2	7	\$500K	\$550K
15 May, 2016	33 Elnathan Cres	Semi-Detached	3	3	6	\$530K	\$548K
16 May, 2016	9 Cherrylawn Ave	Semi-Detached	3	2	12	\$559K	\$595K

Data

Month, Day, Year of Sold Date	Address1	Property Type	Bedrooms	Washrooms	Days on the Market	List Price	Sold Price
16 May, 2016	86 Dellbrook Cres	Semi-Detached	3	2	12	\$589K	\$590K
	148&156 Rowntree Mill Rd	Detached	3	1	11	\$1,550K	\$1,560K
30 May, 2016	35 Gracedale Blvd	Semi-Detached	3	2	4	\$500K	\$562K
1 June, 2016	38 Navenby Cres	Semi-Detached	3	2	2	\$570K	\$575K
2 June, 2016	136 Cabana Dr	Semi-Detached	3	2	23	\$590K	\$575K
4 June, 2016	6 Oliti Crt	Semi-Detached	3	4	5	\$550K	\$575K
7 June, 2016	519, 2825 Islington Ave	Condo	3	2	14	\$190K	\$180K
8 June, 2016	27 Knox Ave	Detached	3	2	9	\$720K	\$780K
	81 Apted Ave	Detached	2	1	9	\$600K	\$625K
9 June, 2016	129 Anthia Dr	Detached	4	3	5	\$800K	\$810K
11 June, 2016	406, 2825 Islington Ave	Condo	2	1	27	\$175K	\$171K
13 June, 2016	32 Benrubin Dr	Semi-Detached	3	2	3	\$610K	\$598K
15 June, 2016	19 Firenza Dr	Semi-Detached	3	3	14	\$585K	\$577K
21 June, 2016	2 Emily Ave	Detached	4	4	41	\$999K	\$948K
24 June, 2016	64 Primula Cres	Semi-Detached	3	2	4	\$580K	\$586K
	65 Elnathan Cres	Semi-Detached	3	2	16	\$579K	\$570K
25 June, 2016	42 Aviemore Dr	Detached	3	3	9	\$770K	\$750K
28 June, 2016	92 Aviemore Dr	Detached	3	2	9	\$750K	\$770K
29 June, 2016	2 Dellbrook Cres	Semi-Detached	4	4	15	\$600K	\$605K
30 June, 2016	74 Primula Cres	Semi-Detached	3	2	7	\$550K	\$575K
6 July, 2016	7 Hillside Rd	Detached	4	4	25	\$796K	\$851K
	516, 2825 Islington Ave	Condo	3	2	7	\$170K	\$170K
8 July, 2016	18 Hillside Rd	Detached	4	4	14	\$989K	\$965K
10 July, 2016	115 Cherrylawn Ave	Semi-Detached	3	3	5	\$575K	\$607K
19 July, 2016	89 Milady Rd	Semi-Detached	3	2	31	\$580K	\$557K
25 July, 2016	8 Hasbrooke Dr	Semi-Detached	3	2	5	\$575K	\$605K
	38 Milady Rd	Semi-Detached	3	2	1	\$610K	\$606K
27 July, 2016	53 Plunkett Rd	Semi-Detached	4	3	43	\$615K	\$613K



## Data

Month, Day, Year of Sold Date	Address1	Property Type	Bedrooms	Washrooms	Days on the Market	List Price	Sold Price
30 July, 2016	109 Elnathan Cres	Semi-Detached	4	2	10	\$598K	\$580K
7 August, 2016	43 Franel Cres	Semi-Detached	4	3	3	\$649K	\$660K
12 August, 2016	218, 2835 Islington Ave N	Condo	3	2	21	\$207K	\$207K
23 August, 2016	2919 Islington Ave	Semi-Detached	3	4	15	\$550K	\$565K
25 August, 2016	619, 2825 Islington Ave	Condo	3	2	23	\$250K	\$230K
2 September, 2016	2958 Islington Ave	Other	6	1	73	\$1,750K	\$1,600K
8 September, 2016	104 Goldsboro Rd	Semi-Detached	3	2	10	\$575K	\$569K
9 September, 2016	25 Grampian Cres	Semi-Detached	4	3	24	\$649K	\$641K
12 September, 2016	3 Goldsboro Rd	Semi-Detached	3	1	13	\$549K	\$571K
	49 Franel Cres	Semi-Detached	4	2	8	\$600K	\$665K
14 September, 2016	73 Goldsboro Rd	Semi-Detached	3	3	5	\$599K	\$595K
16 September, 2016	64 Seacliff Blvd	Semi-Detached	4	2	8	\$550K	\$585K
	914, 2835 Islington Ave	Condo	2	2	7	\$160K	\$150K
19 September, 2016	65 Aviemore Dr	Detached	3	2	5	\$785K	\$772K
26 September, 2016	910, 2825 Islington Ave	Condo	3	2	66	\$200K	\$186K
27 September, 2016	34 Emily Ave	Detached	3	1	4	\$699K	\$730K
30 September, 2016	312, 2825 Islington Ave N	Condo	2	2	1	\$160K	\$157K
3 October, 2016	41 Gracedale Blvd	Semi-Detached	3	3	5	\$650K	\$645K
8 October, 2016	92 Primula Cres	Semi-Detached	4	3	8	\$580K	\$625K
12 October, 2016	73 San Gabriele Pl	Semi-Detached	3	4	23	\$670K	\$623K
14 October, 2016	53 Plunkett Rd	Semi-Detached	4	3	29	\$615K	\$600K
	68 Seacliff Blvd	Semi-Detached	3	2	11	\$590K	\$575K
	69 Plunkett Rd	Semi-Detached	4	3	1	\$590K	\$625K
17 October, 2016	237 Duncanwoods Dr	Semi-Detached	3	2	10	\$550K	\$615K
18 October, 2016	102, 2835 Islington Ave	Condo	2	2	22	\$199K	\$195K
19 October, 2016	87 Milady Rd	Semi-Detached	3	2	25	\$620K	\$595K
20 October, 2016	97 Milady Rd	Semi-Detached	3	2	14	\$580K	\$580K
21 October, 2016	9 Hathor Cres	Detached	3	3	15	\$870K	\$870K

## Data

Month, Day, Year of Sold Date	Address1	Property Type	Bedrooms	Washrooms	Days on the Market	List Price	Sold Price
22 October, 2016	44, 3059 Finch Ave W	Townhouse	4	5	15	\$575K	\$573K
5 November, 2016	33 Whitfield Ave	Detached	4	4	9	\$1,000K	\$1,055K
12 November, 2016	57 Plunkett Rd	Semi-Detached	4	2	1	\$612K	\$610K
14 November, 2016	28 Benrubin Dr	Semi-Detached	3	2	3	\$650K	\$650K
	50, 3061 Finch Ave W	Townhouse	4	5	24	\$500K	\$585K
15 November, 2016	182 Duncanwoods Dr	Semi-Detached	3	2	8	\$570K	\$590K
18 November, 2016	4 Buttercup Crt	Semi-Detached	4	3	26	\$634K	\$625K
25 November, 2016	12 Emily Ave	Detached	4	4	9	\$770K	\$765K
	33 Gracedale Blvd	Semi-Detached	3	2	18	\$650K	\$653K
	516, 2835 Islington Ave	Condo	3	2	14	\$220K	\$220K
28 November, 2016	125 Cherrylawn Ave	Semi-Detached	3	2	19	\$600K	\$590K
29 November, 2016	161 Duncanwoods Dr	Semi-Detached	3	2	15	\$600K	\$575K
7 December, 2016	67 Grampian Cres	Semi-Detached	3	2	6	\$638K	\$650K
9 December, 2016	85 Husband Dr	Semi-Detached	3	2	9	\$650K	\$635K
14 December, 2016	24 Anthia Dr	Semi-Detached	3	2	6	\$599K	\$621K
12 January, 2017	916, 2825 Islington Ave	Condo	3	2	108	\$230K	\$229K
16 January, 2017	22 Milady Rd	Semi-Detached	3	2	7	\$620K	\$660K
19 January, 2017	28 Emily Ave	Detached	2	1	16	\$708K	\$815K
20 January, 2017	34 Primula Cres	Semi-Detached	3	2	5	\$619K	\$618K
25 January, 2017	4 Topeka Rd	Semi-Detached	4	3	14	\$650K	\$618K
	412, 2825 Islington Ave	Condo	2	2	11	\$219K	\$221K
2 February, 2017	103 San Gabriele Pl	Semi-Detached	3	3	26	\$629K	\$623K
6 February, 2017	83 Seacliff Blvd	Semi-Detached	4	3	11	\$730K	\$750K
7 February, 2017	23 Starcross Crt	Detached	3	3	6	\$850K	\$835K
13 February, 2017	29, 3053 Finch Ave W	Townhouse	5	6	59	\$625K	\$605K
20 February, 2017	94 Milady Rd	Semi-Detached	3	2	18	\$660K	\$655K
25 February, 2017	401, 2835 Islington Ave	Condo	3	2	4	\$220K	\$219K
	807, 2825 Islington Ave W	Condo	2	2	18	\$250K	\$240K

## Data

Month, Day, Year of Sold Date	Address1	Property Type	Bedrooms	Washrooms	Days on the Market	List Price	Sold Price
26 February, 2017	39 San Gabriele Pl	Detached	4	4	11	\$900K	\$890K
27 February, 2017	406, 2825 Islington Ave	Condo	2	2	5	\$230K	\$235K
28 February, 2017	76 Larchmere Ave	Detached	4	4	34	\$1,199K	\$1,305K
7 March, 2017	48 Larchmere Ave	Detached	4	2	7	\$800K	\$850K
8 March, 2017	906, 2835 Islington Ave	Condo	2	2	11	\$185K	\$216K
14 March, 2017	11, 2964 Islington Ave	Townhouse	2	2	18	\$349K	\$402K
16 March, 2017	311, 2835 Islington Ave	Condo	2	2	13	\$176K	\$170K
22 March, 2017	19 Emily Ave	Detached	4	4	1	\$950K	\$1,040K
24 March, 2017	4, 2964 Islington Ave	Townhouse	2	2	2	\$399K	\$415K
27 March, 2017	42 Seacliff Blvd	Semi-Detached	3	4	6	\$660K	\$680K
29 March, 2017	150 Millwick Dr	Semi-Detached	3	2	2	\$689K	\$750K
6 April, 2017	2077, 3039 Finch Ave Ave W	Townhouse	3	3	17	\$439K	\$480K
9 April, 2017	# 33, 3057 Finch Ave, Toronto	Townhouse	5	5	6	\$649K	\$710K
12 April, 2017	7 Knox Ave	Detached	4	3	7	\$799K	\$847K
	411, 2825 Islington Ave	Condo	2	2	1	\$245K	\$260K
19 April, 2017	111 Cabana Dr	Detached	3	4	2	\$715K	\$788K
20 April, 2017	8, 2905 Islington Ave	Townhouse	3	3	10	\$600K	\$670K
23 April, 2017	137 Navenby Cres	Semi-Detached	3	2	5	\$600K	\$680K
24 April, 2017	2, 2964 Islington Ave	Townhouse	2	2	2	\$399K	\$455K
	107, 2835 Islington Ave	Condo	1	1	28	\$190K	\$170K
25 April, 2017	89 Navenby Cres	Semi-Detached	3	3	7	\$650K	\$685K
29 April, 2017	54 Dellbrook Cres W	Semi-Detached	3	2	8	\$629K	\$705K
2 May, 2017	90 Milady Rd	Semi-Detached	3	2	8	\$688K	\$675K
	134 Navenby Cres	Semi-Detached	3	4	12	\$750K	\$711K
5 May, 2017	155 Duncanwoods Dr	Semi-Detached	3	2	3	\$680K	\$700K
	915, 2835 Islington Ave	Condo	2	2	3	\$299K	\$320K
11 May, 2017	704, 2835 Islington Ave	Condo	3	2	9	\$250K	\$285K
12 May, 2017	111 Cabana Dr	Detached	3	4	14	\$749K	\$760K

## Data

Month, Day, Year of Sold Date	Address1	Property Type	Bedrooms	Washrooms	Days on the Market	List Price	Sold Price
16 May, 2017	311, 2835 Islington Ave	Condo	2	2	4	\$217K	\$217K
18 May, 2017	37 Grampian Cres	Semi-Detached	4	3	2	\$725K	\$781K
19 May, 2017	10, 2964 Islington Ave	Townhouse	2	2	29	\$440K	\$430K
	120 Cherrylawn Ave	Semi-Detached	3	3	14	\$685K	\$635K
21 May, 2017	61 Cabana Dr	Semi-Detached	3	3	3	\$725K	\$782K
24 May, 2017	151 Navenby Cres	Semi-Detached	3	3	12	\$749K	\$770K
2 June, 2017	9, 2964 Islington Ave	Townhouse	2	2	32	\$399K	\$395K
14 June, 2017	36, 3057 Finch Ave W	Townhouse	5	4	19	\$659K	\$620K
16 June, 2017	1022, 3041 Finch Ave W Ave	Townhouse	2	2	23	\$380K	\$370K
19 June, 2017	6 Hasbrooke Dr	Semi-Detached	4	2	10	\$600K	\$635K
20 June, 2017	49 Grampian Cres	Semi-Detached	4	3	21	\$749K	\$714K
21 June, 2017	166 Duncanwoods Dr	Semi-Detached	3	3	14	\$750K	\$700K
27 June, 2017	2 Muir Ave	Detached	4	5	8	\$1,299K	\$1,310K
29 June, 2017	154 Gracedale Blvd	Semi-Detached	3	2	21	\$709K	\$709K
8 July, 2017	9 Grenadine Crt	Semi-Detached	3	2	3	\$589K	\$558K
12 July, 2017	216, 2835 Islington Ave	Condo	3	2	19	\$300K	\$295K
14 July, 2017	32 Firenza Dr	Semi-Detached	3	1	30	\$689K	\$650K
26 July, 2017	2013, 3035 Finch Ave	Townhouse	2	2	17	\$359K	\$358K
27 July, 2017	210, 2825 Islington Ave	Condo	3	2	7	\$349K	\$345K
5 August, 2017	#616, 2835 Islington Ave	Condo	3	2	1	\$250K	\$220K
12 August, 2017	11 San Gabriele Pl	Semi-Detached	3	4	46	\$675K	\$663K
13 August, 2017	81 Anthia Dr	Semi-Detached	3	2	9	\$675K	\$680K
19 August, 2017	46 Franel Cres	Semi-Detached	3	2	25	\$688K	\$675K
22 August, 2017	615, 2835 Islington Ave	Condo	2	2	12	\$300K	\$272K
23 August, 2017	37, 3057 Finch Ave	Townhouse	4	4	18	\$599K	\$646K
24 August, 2017	31 Elnathan Cres	Semi-Detached	3	3	27	\$700K	\$680K
27 August, 2017	207 Gracedale Blvd	Semi-Detached	3	2	12	\$600K	\$651K
28 August, 2017	2072, 3041 Finch Ave W	Townhouse	2	1	70	\$369K	\$360K

## Data

Month, Day, Year of Sold Date	Address1	Property Type	Bedrooms	Washrooms	Days on the Market	List Price	Sold Price
31 August, 2017	818, 2835 Islington Ave	Condo	3	2	9	\$349K	\$345K
1 September, 2017	# 33, 3057 Finch Ave W	Townhouse	5	5	14	\$639K	\$635K
2 September, 2017	24 Starcross Crt	Detached	3	3	100	\$829K	\$800K
3 September, 2017	408, 2825 Islington Ave	Condo	2	2	4	\$315K	\$300K
11 September, 2017	71 Dellbrook Cres	Semi-Detached	3	2	11	\$629K	\$615K
	#32, 3057 Finch Ave W	Townhouse	3	5	11	\$660K	\$647K
15 September, 2017	51 Muir Ave	Detached	3	1	3	\$829K	\$856K
20 September, 2017	77 Whitfield Ave	Other	6	3	93	\$770K	\$670K
26 September, 2017	40 San Gabriele Pl	Semi-Detached	3	4	43	\$698K	\$670K
27 September, 2017	31 Topeka Rd	Semi-Detached	3	2	2	\$609K	\$600K
4 October, 2017	55 Grampian Cres	Semi-Detached	3	2	19	\$640K	\$628K
11 October, 2017	50 Goldsboro Rd	Semi-Detached	4	2	12	\$660K	\$660K
13 October, 2017	71 Husband Dr	Semi-Detached	3	2	11	\$685K	\$667K
14 October, 2017	40 Franel Cres	Semi-Detached	3	2	32	\$679K	\$657K
17 October, 2017	132 Milady Rd	Semi-Detached	3	2	19	\$649K	\$630K
20 October, 2017	151 Navenby Cres	Semi-Detached	3	3	23	\$739K	\$705K
21 October, 2017	23 Cabana Dr	Semi-Detached	4	1	4	\$699K	\$690K
	2029, 3043 Finch Ave W	Townhouse	2	3	39	\$399K	\$395K
26 October, 2017	514, 2825 Islington Ave	Condo	2	2	45	\$281K	\$268K
27 October, 2017	135 Milady Rd	Semi-Detached	3	2	21	\$630K	\$622K
29 October, 2017	62 Husband Dr	Semi-Detached	4	2	3	\$640K	\$635K
31 October, 2017	100 Milady Rd	Semi-Detached	4	3	26	\$650K	\$635K
1 November, 2017	61 Goldsboro Rd	Semi-Detached	3	2	22	\$630K	\$600K
	404, 2835 Islington Ave	Condo	3	2	41	\$320K	\$313K
3 November, 2017	314, 2835 Islington Ave	Condo	2	2	30	\$299K	\$295K
4 November, 2017	59 Primula Cres	Semi-Detached	3	2	31	\$690K	\$672K
5 November, 2017	83 Goldsboro Rd	Semi-Detached	3	3	15	\$640K	\$607K
6 November, 2017	160 Milady Rd	Semi-Detached	3	2	33	\$649K	\$620K

## Data

Month, Day, Year of Sold Date	Address1	Property Type	Bedrooms	Washrooms	Days on the Market	List Price	Sold Price
9 November, 2017	3 Topeka Rd	Semi-Detached	3	3	36	\$730K	\$715K
14 November, 2017	17 Benrubin Dr	Semi-Detached	5	3	29	\$768K	\$765K
20 November, 2017	102 Goldsboro Rd	Semi-Detached	3	2	50	\$699K	\$688K
26 November, 2017	25 Riverside Dr	Detached	3	3	25	\$800K	\$780K
30 November, 2017	23 Cherrylawn Ave	Semi-Detached	4	2	79	\$679K	\$665K
	616, 2835 Islington Ave	Condo	3	2	19	\$379K	\$364K
5 December, 2017	25 Rubydale Gdns	Semi-Detached	3	2	11	\$675K	\$670K
12 December, 2017	76 Elnathan Cres	Semi-Detached	4	2	27	\$630K	\$625K
13 December, 2017	32 Cabana Dr	Semi-Detached	3	2	10	\$680K	\$670K
19 December, 2017	57 Franel Cres	Semi-Detached	4	3	25	\$715K	\$709K
22 December, 2017	201, 2835 Islington Ave	Condo	3	2	32	\$365K	\$343K
12 February, 2018	906, 2825 Islington Ave	Condo	2	2	21	\$325K	\$313K
15 February, 2018	515, 2835 Islington Ave	Condo	2	2	24	\$310K	\$293K
24 February, 2018	53 Cabana Dr	Semi-Detached	3	2	12	\$670K	\$681K
8 March, 2018	104 Duncanwoods Dr	Semi-Detached	3	2	14	\$649K	\$645K
14 March, 2018	27 Firenza Dr	Semi-Detached	3	2	13	\$700K	\$680K
15 March, 2018	30 Benrubin Dr	Semi-Detached	3	2	9	\$730K	\$710K
16 March, 2018	162 Cabana Dr	Semi-Detached	3	2	9	\$720K	\$710K
22 March, 2018	12 Dellbrook Cres	Semi-Detached	3	2	18	\$700K	\$681K
23 March, 2018	106 Duncanwoods Dr	Semi-Detached	3	2	28	\$719K	\$710K