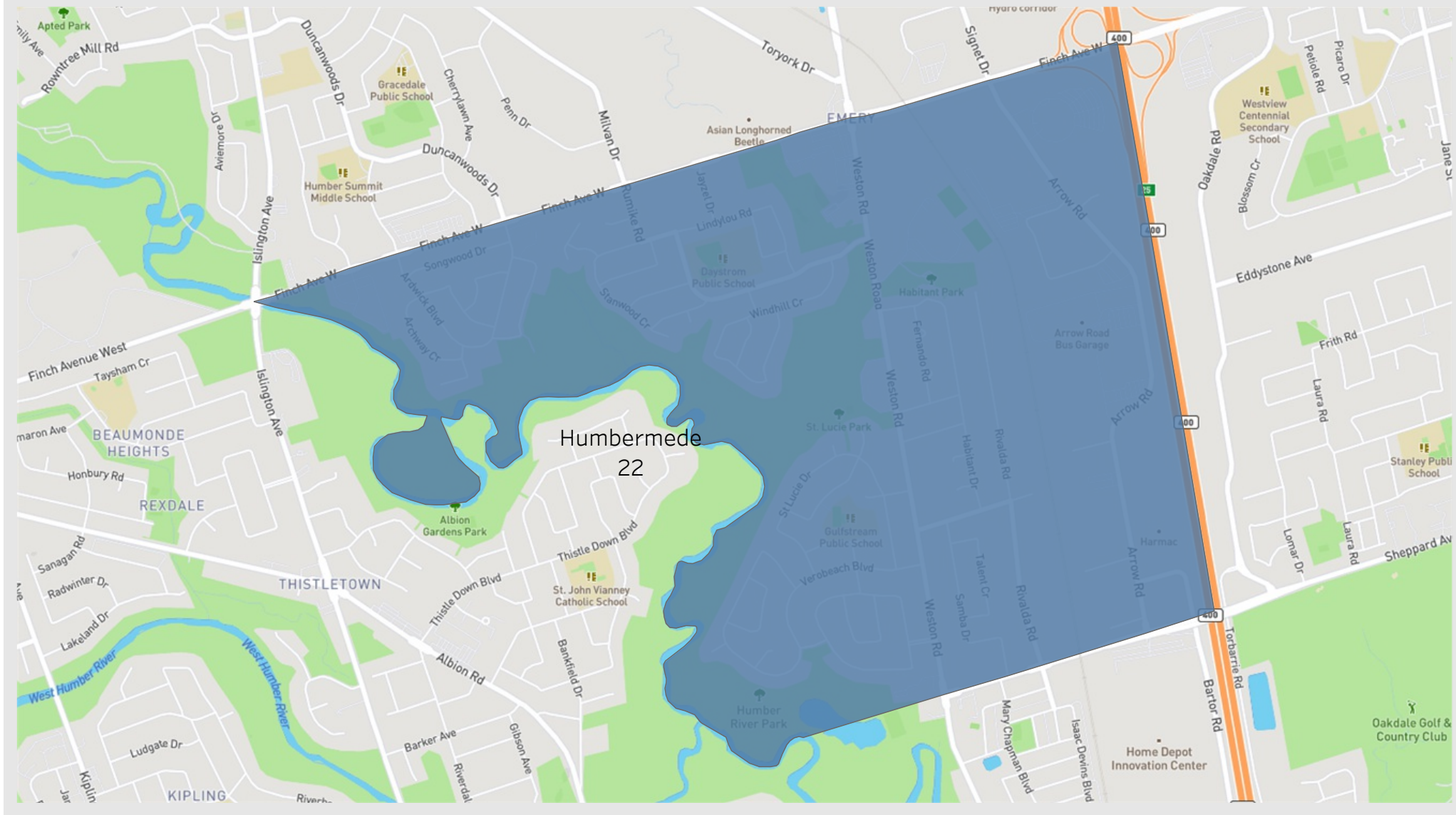
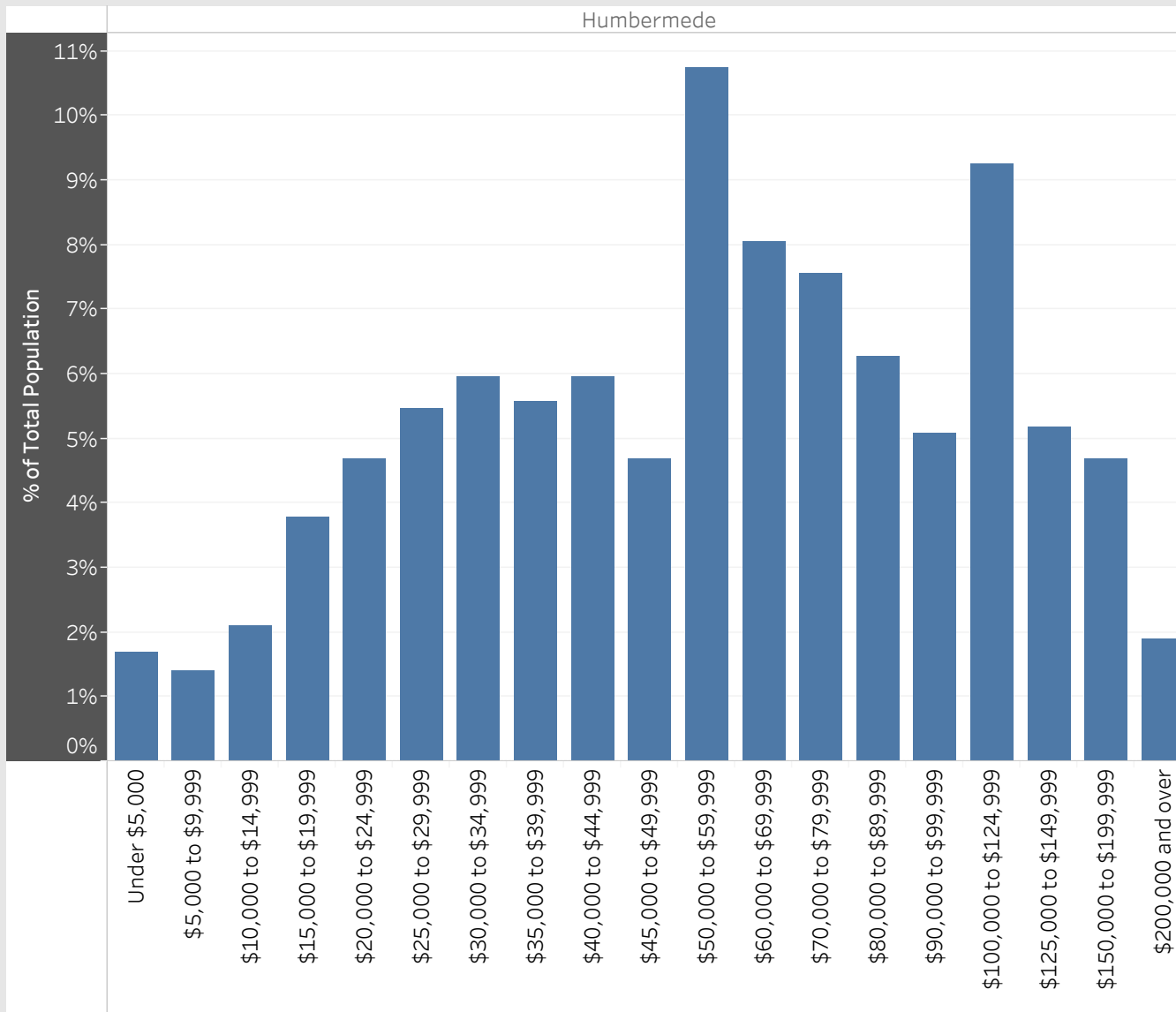


Humbermede
Neighbourhood Breakdown
July 1st, 2015 - March 31st, 2018

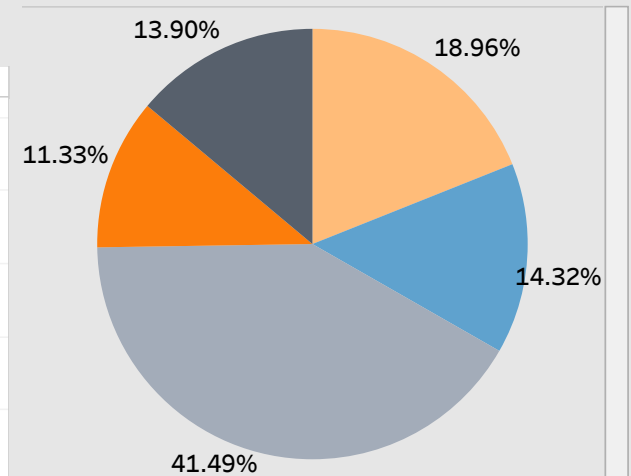


2016 StatsCan Data

Household Income in Humbermede



Age

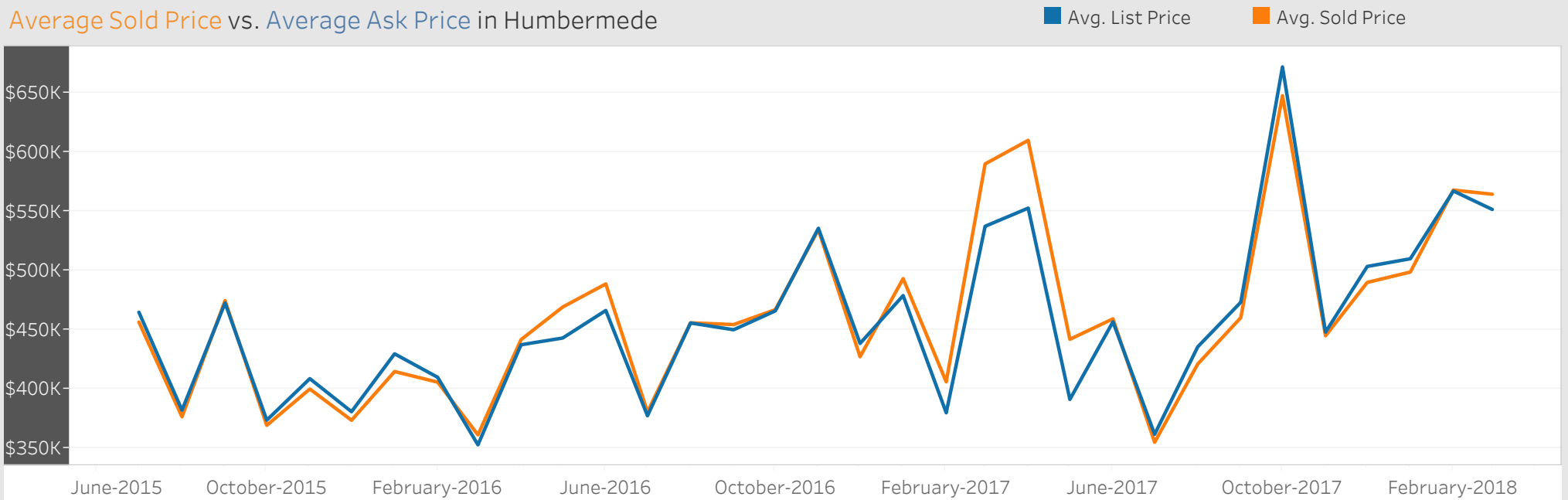


- Children (0-14 years)
- Youth (15-24 years)
- Working Age (25-54 years)
- Pre-retirement (55-64 years)
- Seniors (65+ years)

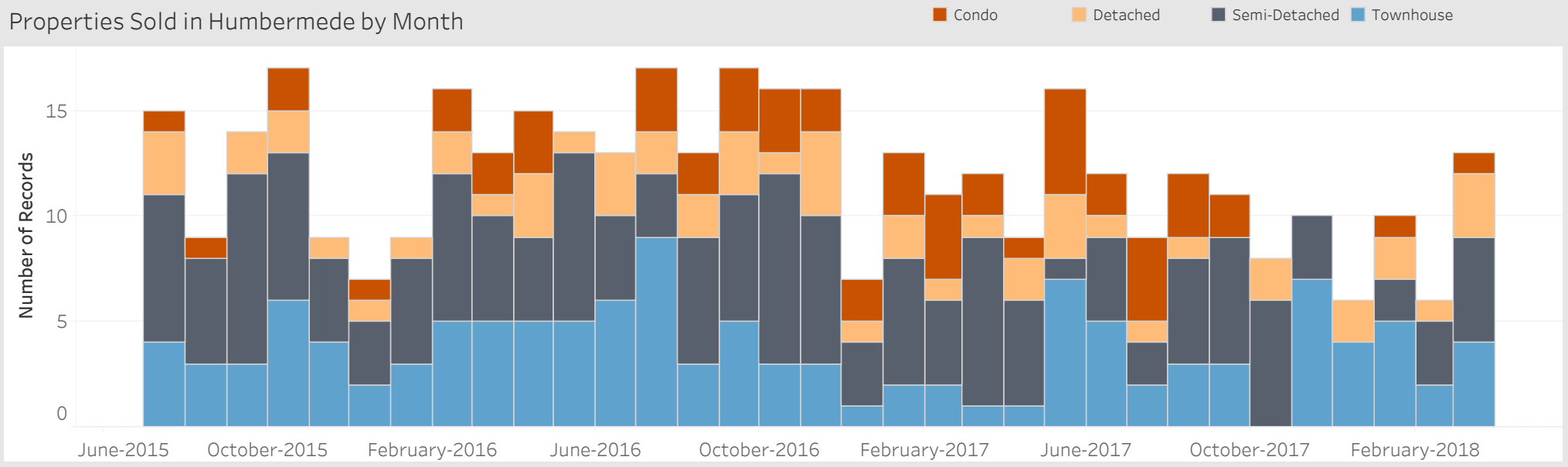
Visible Minorities

Not a visible minority	22.94%
Black	22.14%
South Asian	21.07%
Latin American	11.78%
Southeast Asian	6.98%
Filipino	5.66%
Visible minority; n.i.e.	2.57%
Chinese	2.41%
Multiple visible minorities	1.87%
Arab	1.00%
West Asian	0.93%
Korean	0.42%
Japanese	0.23%

Average Sold Price vs. Average Ask Price in Humbermede



Properties Sold in Humbermede by Month



Data

Month, Day, Year of Sold Date	Address1	Property Type	Bedrooms	Washrooms	Days on the Market	List Price	Sold Price
4 July, 2015	3 Tampa Terr, Toronto	Semi-Detached	4	2	36	\$549K	\$542K
	8 Habitant Dr, Toronto	Semi-Detached	3	2	17	\$459K	\$440K
6 July, 2015	1906, 3390 Weston Rd, Toronto	Condo	3	1	63	\$100K	\$95K
7 July, 2015	20 Tampa Terr, Toronto	Semi-Detached	4	1	20	\$489K	\$475K
8 July, 2015	2002, 3031 Finch Ave, Toronto	Townhouse	4	3	37	\$335K	\$328K
9 July, 2015	162 Habitant Dr, Toronto	Semi-Detached	4	2	35	\$453K	\$450K
12 July, 2015	69 Talent Cres, Toronto	Semi-Detached	3	2	4	\$520K	\$535K
13 July, 2015	39 Habitant Dr, Toronto	Semi-Detached	4	2	103	\$500K	\$485K
	2065, 3041 Finch Ave, Toronto	Townhouse	1	3	24	\$325K	\$324K
16 July, 2015	42 Florida Cres, Toronto	Detached	3	2	42	\$680K	\$665K
	2080, 3039 Finch Ave, Toronto	Townhouse	3	3	10	\$339K	\$334K
20 July, 2015	17 Samba Dr, Toronto	Detached	3	2	48	\$619K	\$590K
	55 Samba Dr, Toronto	Detached	3	2	39	\$600K	\$600K
29 July, 2015	37 Brubeck Rd, Toronto	Semi-Detached	3	2	10	\$510K	\$500K
30 July, 2015	46, 3061 Finch Ave, Toronto	Townhouse	4	5	34	\$489K	\$480K
5 August, 2015	148 Habitant Dr, Toronto	Semi-Detached	3	3	10	\$455K	\$448K
10 August, 2015	69 Lanyard Rd, Toronto	Semi-Detached	4	2	36	\$498K	\$494K
11 August, 2015	2017, 3035 Finch Ave, Toronto	Townhouse	3	3	21	\$349K	\$348K
14 August, 2015	77 Habitant Dr, Toronto	Semi-Detached	3	2	6	\$469K	\$465K
	1009, 3043 Finch Ave, Toronto	Townhouse	2	2	59	\$283K	\$278K
18 August, 2015	142 Ardwick Blvd, Toronto	Semi-Detached	3	2	7	\$500K	\$488K
20 August, 2015	49 Songwood Dr, Toronto	Semi-Detached	3	2	16	\$529K	\$520K
25 August, 2015	2001, 3031 Finch Ave, Toronto	Townhouse	4	1		\$265K	\$265K
30 August, 2015	1806, 3390 Weston Rd, Toronto	Condo	3	1	104	\$88K	\$80K
3 September, 2015	154 Ardwick Blvd, Toronto	Semi-Detached	3	2	16	\$580K	\$565K
	2008, 3031 Finch Ave, Toronto	Townhouse	4	3	94	\$310K	\$296K
7 September, 2015	168 Ardwick Blvd, Toronto	Semi-Detached	3	2	43	\$534K	\$525K
13 September, 2015	67 Verobeach Blvd, Toronto	Semi-Detached	4	3	14	\$470K	\$470K

Data

Month, Day, Year of Sold Date	Address1	Property Type	Bedrooms	Washrooms	Days on the Market	List Price	Sold Price
14 September, 2015	117 Verobeach Blvd, Toronto	Detached	3	2	6	\$550K	\$576K
17 September, 2015	3171 Weston Rd, Toronto	Semi-Detached	3	2	52	\$475K	\$465K
18 September, 2015	37 Gulfstream Rd, Toronto	Semi-Detached	4	2	20	\$440K	\$435K
20 September, 2015	58 Faulkner Cres, Toronto	Semi-Detached	3	1	142	\$465K	\$460K
	2013, 3049 Finch Ave, Toronto	Townhouse	4	1	52	\$270K	\$263K
22 September, 2015	163 Verobeach Blvd, Toronto	Detached	3	2		\$625K	\$700K
23 September, 2015	80 Lindylou Rd, Toronto	Semi-Detached	3	2	38	\$539K	\$535K
24 September, 2015	2073, 3039 Finch Ave, Toronto	Townhouse	3	4	52	\$345K	\$341K
29 September, 2015	11 Davelayne Rd, Toronto	Semi-Detached	3	2	7	\$500K	\$515K
30 September, 2015	26 Daystrom Dr, Toronto	Semi-Detached	4	2	25	\$510K	\$495K
1 October, 2015	47 Lindy Lou Rd, Toronto	Semi-Detached	4	3	18	\$450K	\$420K
3 October, 2015	22 Azalea Crt, Toronto	Semi-Detached	4	2	6	\$459K	\$458K
6 October, 2015	2054, 3041 Finch Ave, Toronto	Townhouse	1	1	13	\$273K	\$272K
8 October, 2015	26 Coronado Crt, Toronto	Semi-Detached	3	2	24	\$530K	\$510K
	93 Verobeach Blvd, Toronto	Semi-Detached	4	2	11	\$495K	\$480K
	191 Verobeach Blvd, Toronto	Detached	3	3	20	\$550K	\$552K
12 October, 2015	34 Windhill Cres, Toronto	Semi-Detached	3	2	11	\$500K	\$510K
	2029, 3025 Finch Ave, Toronto	Townhouse	1	3	67	\$330K	\$321K
15 October, 2015	2015, 3049 Finch Ave, Toronto	Townhouse	4	1	40	\$180K	\$178K
19 October, 2015	1207, 3390 Weston Rd, Toronto	Condo	3	1	55	\$105K	\$80K
22 October, 2015	2402, 3390 Weston Rd, Toronto	Condo	3	1	29	\$139K	\$133K
23 October, 2015	44 Lanyard Rd, Toronto	Semi-Detached	3	2	33	\$470K	\$450K
24 October, 2015	26 Imogene Ave, Toronto	Semi-Detached	3	2	7	\$425K	\$432K
27 October, 2015	1005, 3049 Finch Ave, Toronto	Townhouse	4	2	105	\$270K	\$265K
28 October, 2015	2012, 3049 Finch Ave, Toronto	Townhouse	4	1	23	\$275K	\$269K
30 October, 2015	167 Verobeach Blvd, Toronto	Detached	3	2	3	\$629K	\$678K
31 October, 2015	2037, 3025 Finch Ave, Toronto	Townhouse	1	1	2	\$266K	\$264K
1 November, 2015	1026, 3047 Finch Ave, Toronto	Townhouse	2	2	42	\$270K	\$265K

Data

Month, Day, Year of Sold Date	Address1	Property Type	Bedrooms	Washrooms	Days on the Market	List Price	Sold Price
1 November, 2015	2081, 3037 Finch Ave, Toronto	Townhouse	3	3	9	\$350K	\$345K
	3166 Weston Rd, Toronto	Semi-Detached	3	2	6	\$509K	\$500K
3 November, 2015	35 Faulkner Cres, Toronto	Semi-Detached	4	3	12	\$469K	\$462K
4 November, 2015	55 Coral Gable Dr, Toronto	Detached	4	2		\$549K	\$520K
6 November, 2015	31 Franson Cres, Toronto	Semi-Detached	4	2	40	\$500K	\$495K
14 November, 2015	117 Lanyard Rd, Toronto	Semi-Detached	4	2	15	\$490K	\$481K
19 November, 2015	1013, 3033 Finch Ave, Toronto	Townhouse	2	2	42	\$265K	\$263K
27 November, 2015	2019, 3025 Finch Ave, Toronto	Townhouse	1	1	67	\$274K	\$265K
7 December, 2015	2991 Weston Rd, Toronto	Detached	3	2	5	\$569K	\$562K
8 December, 2015	1809, 3390 Weston Rd, Toronto	Condo	3	1	1	\$90K	\$78K
9 December, 2015	71 Franson Cres, Toronto	Semi-Detached	4	3	2	\$430K	\$442K
12 December, 2015	85 Habitant Dr, Toronto	Semi-Detached	1	2	47	\$509K	\$494K
16 December, 2015	1017, 3041 Finch Ave, Toronto	Townhouse	1	2	17	\$275K	\$265K
17 December, 2015	251 Verobeach Blvd, Toronto	Semi-Detached	4	2	16	\$460K	\$459K
23 December, 2015	1031, 3039 Finch Ave, Toronto	Townhouse	3	2	78	\$330K	\$312K
16 January, 2016	2080, 3045 Finch Ave, Toronto	Townhouse	2	3	2	\$339K	\$330K
18 January, 2016	114 Lanyard Rd, Toronto	Semi-Detached	3	2	11	\$520K	\$470K
19 January, 2016	5 Unser Gate, Toronto	Semi-Detached	4	2	7	\$460K	\$460K
	138 St. Lucie Dr, Toronto	Semi-Detached	4	2	56	\$463K	\$443K
21 January, 2016	2028, 3043 Finch Ave W	Townhouse	1	1	24	\$220K	\$215K
23 January, 2016	55 Franson Cres	Semi-Detached	4	2	11	\$460K	\$448K
25 January, 2016	2085, 3045 Finch Ave W	Townhouse	2	1	56	\$273K	\$270K
30 January, 2016	18 Tampa Terr	Semi-Detached	4	1	134	\$490K	\$475K
	87 Talent Cres	Detached	3	3	50	\$640K	\$618K
2 February, 2016	10 Daystrom Dr	Semi-Detached	4	3	11	\$530K	\$515K
3 February, 2016	7 Belleglade Crt	Detached	3	2	26	\$690K	\$678K
4 February, 2016	78 Lanyard Cres	Semi-Detached	4	3	1	\$560K	\$550K
5 February, 2016	5 Peterson Dr	Semi-Detached	3	2	7	\$540K	\$531K

Data

Month, Day, Year of Sold Date	Address1	Property Type	Bedrooms	Washrooms	Days on the Market	List Price	Sold Price
9 February, 2016	2033, 3025 Finch Ave W	Townhouse	1	1	216	\$187K	\$185K
	2034, 3043 Finch Ave W	Townhouse	1	1	69	\$245K	\$225K
10 February, 2016	7 Windhill Cres	Semi-Detached	3	2	4	\$499K	\$500K
11 February, 2016	74 Coral Gable Dr	Detached	3	2	28	\$625K	\$616K
	108 Habitant Dr	Semi-Detached	3	2	10	\$470K	\$486K
12 February, 2016	61 Lanyard Rd	Semi-Detached	3	2	16	\$550K	\$543K
19 February, 2016	410, 3390 Weston Rd	Condo	1	1	171	\$100K	\$96K
21 February, 2016	2101, 3045 Finch Ave W	Townhouse	3	3	18	\$320K	\$315K
22 February, 2016	2067, 3047 Finch Ave W	Townhouse	2	2	5	\$300K	\$298K
23 February, 2016	1036, 3037 Finch Ave W	Townhouse	3	2	10	\$329K	\$326K
26 February, 2016	51 Peterson Dr	Semi-Detached	3	2	10	\$500K	\$530K
	803, 3390 Weston Rd	Condo	2	1	50	\$107K	\$92K
1 March, 2016	193 Verobeach Blvd	Detached	3	2	6	\$589K	\$670K
4 March, 2016	2026, 3031 Finch Ave W	Townhouse	3	3	32	\$340K	\$333K
11 March, 2016	2508, 3390 Weston Rd	Condo	2	1	351	\$104K	\$104K
14 March, 2016	2058, 3041 Finch Ave W	Townhouse	1	1	2	\$190K	\$189K
16 March, 2016	41 Faulkner Cres	Semi-Detached	4	3	67	\$480K	\$465K
	1010, 3025 Finch Ave W	Townhouse	2	2	13	\$275K	\$275K
20 March, 2016	1406, 3390 Weston Rd	Condo	2	1	29	\$110K	\$104K
22 March, 2016	138 St Lucie Dr	Semi-Detached	4	2	6	\$500K	\$528K
	2016, 3035 Finch Ave W	Townhouse	1	1	25	\$225K	\$220K
23 March, 2016	24 Tampa Terr	Semi-Detached	4	2	23	\$510K	\$498K
	47 Davelayne Rd	Semi-Detached	4	3	2	\$555K	\$610K
24 March, 2016	15 Daystrom Dr	Semi-Detached	4	2	3	\$449K	\$440K
30 March, 2016	2076, 3047 Finch Ave W	Townhouse	2	1	16	\$255K	\$255K
5 April, 2016	47 Archway Cres	Detached	3	2	5	\$600K	\$705K
7 April, 2016	15 Windhill Cres	Semi-Detached	3	2	17	\$550K	\$539K
	2004, 3049 Finch Ave	Condo	1	1	82	\$200K	\$187K

Data

Month, Day, Year of Sold Date	Address1	Property Type	Bedrooms	Washrooms	Days on the Market	List Price	Sold Price
8 April, 2016	3179 Weston Rd	Semi-Detached	3	3	23	\$579K	\$592K
9 April, 2016	2048, 3033 Finch Ave W	Townhouse	2	2	3	\$318K	\$315K
10 April, 2016	2026, 3025 Finch Ave W	Condo	4	3	12	\$335K	\$328K
15 April, 2016	1034, 3037 Finch Ave W	Townhouse	3	2	12	\$332K	\$331K
16 April, 2016	54 Ardwick Blvd	Semi-Detached	4	2	10	\$599K	\$580K
	2040, 3033 Finch Ave W	Townhouse	1	1	2	\$235K	\$230K
18 April, 2016	35 Blue Haven Cres	Detached	3	2	0	\$899K	\$889K
19 April, 2016	2010, 3049 Finch Ave W	Townhouse	1	1	42	\$215K	\$217K
20 April, 2016	2007, 3390 Weston Rd	Condo	2	1	42	\$75K	\$70K
24 April, 2016	2086, 3037 Finch Ave W	Townhouse	3	3	3	\$369K	\$405K
25 April, 2016	191 Verobeach Blvd	Detached	3	3	32	\$670K	\$662K
27 April, 2016	23 Windhill Cres	Semi-Detached	3	2	8	\$579K	\$570K
3 May, 2016	9 Davelayne Rd	Semi-Detached	3	2	7	\$499K	\$585K
	145 Ardwick Blvd	Semi-Detached	3	2	7	\$440K	\$488K
	2051, 3041 Finch Ave W	Townhouse	1	1	12	\$205K	\$208K
4 May, 2016	160 Lindylou Rd	Semi-Detached	3	2	7	\$489K	\$550K
5 May, 2016	47 Lindy Lou Rd	Semi-Detached	4	3	7	\$590K	\$610K
	3311 Weston Rd N	Townhouse	3	2	23	\$300K	\$361K
6 May, 2016	46 Habitant Dr	Semi-Detached	4	3	30	\$599K	\$590K
17 May, 2016	2007, 3031 Finch W Ave	Townhouse	2	1	4	\$283K	\$278K
21 May, 2016	177 Lindylou Rd	Semi-Detached	4	2	7	\$500K	\$510K
23 May, 2016	2024, 3031 Finch Ave	Townhouse	2	1	35	\$299K	\$295K
26 May, 2016	2 Storer Dr	Detached	3	2	13	\$660K	\$665K
29 May, 2016	1012, 3025 Finch Ave, Toronto	Townhouse	1	2	11	\$285K	\$285K
30 May, 2016	51 Davelayne Rd	Semi-Detached	3	2	7	\$550K	\$590K
31 May, 2016	110 Lanyard Rd	Semi-Detached	3	2	6	\$499K	\$550K
1 June, 2016	80 Lanyard Rd	Semi-Detached	4	3	7	\$575K	\$568K
3 June, 2016	2064, 3041 Finch Ave W	Townhouse	1	1	25	\$225K	\$215K

Data

Month, Day, Year of Sold Date	Address1	Property Type	Bedrooms	Washrooms	Days on the Market	List Price	Sold Price
5 June, 2016	18 Florida Cres	Detached	5	3	6	\$769K	\$855K
	1003, 3031 Finch Ave W	Townhouse	2	2	4	\$289K	\$286K
6 June, 2016	2068, 3041 Finch Ave W	Townhouse	3	3	8	\$370K	\$360K
9 June, 2016	43 Peterson Dr	Semi-Detached	4	2	15	\$549K	\$548K
	251 Verobeach Blvd	Semi-Detached	4	2	8	\$539K	\$532K
	1012, 3043 Finch Ave W	Townhouse	2	2	21	\$299K	\$297K
11 June, 2016	1010, 3031 Finch Ave W	Townhouse	2	2	5	\$290K	\$290K
13 June, 2016	151 St. Lucie Dr	Semi-Detached	4	2	2	\$539K	\$528K
16 June, 2016	16 Blue Haven Cres	Detached	3	2	7	\$600K	\$710K
17 June, 2016	1025, 3047 Finch Ave W	Townhouse	2	2	5	\$295K	\$295K
27 June, 2016	19 Damask Ave	Detached	4	4	5	\$719K	\$865K
4 July, 2016	2051, 3033 Finch Ave W	Townhouse	1	1	11	\$225K	\$225K
5 July, 2016	7 Windhill Cres	Semi-Detached	3	2	1	\$599K	\$605K
6 July, 2016	2309, 3390 Weston Rd	Condo	2	1	147	\$120K	\$120K
	3035 Finch W 1008 Ave	Townhouse	2	2	13	\$295K	\$295K
13 July, 2016	31 Verobeach Blvd	Detached	3	2	20	\$719K	\$690K
	146 Ardwick Blvd	Semi-Detached	4	3	5	\$650K	\$680K
	2044, 3043 Finch Ave W	Townhouse	3	3	2	\$370K	\$370K
18 July, 2016	26 Legume Rd	Semi-Detached	4	2	10	\$460K	\$490K
21 July, 2016	2061, 3047 Finch Ave W	Townhouse	2	2	1	\$320K	\$318K
22 July, 2016	2038, 3043 Finch Ave W	Townhouse	3	3	2	\$375K	\$377K
	2087, 3045 Finch Ave W	Townhouse	1	1	24	\$210K	\$203K
23 July, 2016	2060, 3047 Finch Ave W	Condo	2	2	16	\$325K	\$320K
27 July, 2016	26 Blue Haven Cres	Detached	3	2	7	\$700K	\$765K
	1029, 3045 Finch Ave W	Townhouse	2	2	16	\$300K	\$290K
28 July, 2016	1012, 3025 Finch Ave W	Townhouse	2	2	17	\$297K	\$288K
	2036, 3033 Finch Ave	Townhouse	2	2	14	\$329K	\$323K
29 July, 2016	2203, 3390 Weston Rd	Condo	2	1	102	\$115K	\$105K

Data

Month, Day, Year of Sold Date	Address1	Property Type	Bedrooms	Washrooms	Days on the Market	List Price	Sold Price
1 August, 2016	53 Fernando Rd	Semi-Detached	3	3	5	\$640K	\$650K
4 August, 2016	117 Verobeach Blvd	Detached	3	2	20	\$700K	\$698K
	1010, 3043 Finch West Ave	Townhouse	2	2	41	\$309K	\$302K
5 August, 2016	52 Fernando Rd	Semi-Detached	3	2	9	\$580K	\$590K
	M4, 3390 Weston Rd	Condo	3	3	153	\$80K	\$80K
8 August, 2016	61 Fernando Rd	Semi-Detached	3	2	48	\$570K	\$550K
	2106, 3390 Weston Rd	Condo	2	1	21	\$93K	\$98K
12 August, 2016	1033, 3045 Finch Ave W	Townhouse	2	2	9	\$305K	\$298K
13 August, 2016	3369 Weston Rd	Semi-Detached	4	2	2	\$570K	\$580K
25 August, 2016	5 Goldpine Cres	Detached	3	2	16	\$690K	\$665K
	106 Lanyard Rd	Semi-Detached	3	1	6	\$499K	\$507K
29 August, 2016	162 Habitant Dr	Semi-Detached	4	4	4	\$619K	\$652K
	2057, 3047 Finch Ave W	Townhouse	2	1	18	\$266K	\$253K
1 September, 2016	2083, 3045 Finch Ave W	Townhouse	3	3	7	\$374K	\$380K
2 September, 2016	62 Windhill Cres	Semi-Detached	3	3	17	\$580K	\$578K
8 September, 2016	2023, 3025 Finch Ave W	Townhouse	4	3	5	\$399K	\$394K
14 September, 2016	30 Coral Gable Dr	Detached	3	2	5	\$749K	\$750K
16 September, 2016	39 Habitant Dr	Semi-Detached	4	2	33	\$646K	\$665K
19 September, 2016	1202, 3390 Weston Rd	Condo	2	1	48	\$100K	\$95K
21 September, 2016	61 Davelayne Rd	Semi-Detached	3	2	8	\$500K	\$547K
	1023, 3047 Finch Ave W	Townhouse	2	2	16	\$333K	\$330K
22 September, 2016	131 St. Lucie Dr	Semi-Detached	3	2	9	\$580K	\$572K
24 September, 2016	43 Davelayne Rd	Semi-Detached	3	3	6	\$579K	\$590K
25 September, 2016	46 Stanwood Cres	Detached	3	2	12	\$700K	\$685K
26 September, 2016	38 Davelayne Rd	Semi-Detached	3	2	7	\$600K	\$631K
	216 Verobeach Blvd	Detached	2	2	14	\$670K	\$675K
	2015, 3035 Finch Ave W	Townhouse	1	1	5	\$230K	\$228K
27 September, 2016	2074, 3047 Finch Ave W	Townhouse	4	3	40	\$375K	\$372K

Data

Month, Day, Year of Sold Date	Address1	Property Type	Bedrooms	Washrooms	Days on the Market	List Price	Sold Price
29 September, 2016	303, 3390 Weston Rd	Condo	2	1	74	\$125K	\$120K
	1104, 3390 Weston Rd	Condo	2	1	87	\$105K	\$107K
3 October, 2016	41 Faulkner Cres	Semi-Detached	3	3	11	\$678K	\$665K
4 October, 2016	59 Windhill Cres	Semi-Detached	3	2	7	\$570K	\$575K
5 October, 2016	49 Songwood Dr	Semi-Detached	3	2	23	\$590K	\$569K
6 October, 2016	25 Imogene Ave	Semi-Detached	3	2	2	\$550K	\$555K
7 October, 2016	2052, 3033 Finch Ave W	Condo	1	1	10	\$250K	\$233K
9 October, 2016	153 St Lucie Dr	Semi-Detached	3	2	40	\$629K	\$605K
13 October, 2016	9 Peterson Dr	Semi-Detached	3	2	17	\$589K	\$588K
18 October, 2016	33 Faulkner Cres	Semi-Detached	4	3	13	\$579K	\$579K
22 October, 2016	2079, 3045 Finch Ave W	Townhouse	2	1	54	\$290K	\$285K
24 October, 2016	51 Brubeck Rd	Semi-Detached	3	3	7	\$588K	\$655K
	1010, 3025 Finch Ave W	Townhouse	2	2	10	\$308K	\$305K
	2505, 3390 Weston Rd	Condo	1	1	39	\$90K	\$90K
25 October, 2016	704, 3390 Weston Rd	Condo	2	1	69	\$100K	\$93K
28 October, 2016	24 Islay Crt	Detached	4	2	10	\$750K	\$750K
	1027, 3045 Finch Ave W	Townhouse	2	2	14	\$300K	\$340K
29 October, 2016	18 Fernando Rd	Semi-Detached	3	3	12	\$590K	\$579K
4 November, 2016	8 Lockington Crt	Semi-Detached	3	2	8	\$589K	\$598K
	26 Coronado Crt	Semi-Detached	3	2	1	\$599K	\$614K
9 November, 2016	145 Ardwick Blvd	Semi-Detached	3	3	9	\$700K	\$680K
	1008, 3025 Finch Ave W	Townhouse	2	2	12	\$320K	\$310K
11 November, 2016	1810, 3390 Weston Rd	Condo	1	1	18	\$80K	\$60K
13 November, 2016	2031, 3033 Finch Ave W	Townhouse	2	2	33	\$335K	\$330K
14 November, 2016	30 Florida Cres	Detached	3	4	13	\$888K	\$875K
16 November, 2016	16 Ironwood Rd	Semi-Detached	3	2	15	\$639K	\$622K
18 November, 2016	19 Fernando Rd	Semi-Detached	3	2	25	\$560K	\$550K
19 November, 2016	22 Storer Dr	Detached	3	2	4	\$599K	\$700K

Data

Month, Day, Year of Sold Date	Address1	Property Type	Bedrooms	Washrooms	Days on the Market	List Price	Sold Price
21 November, 2016	1507, 3077 Weston Rd	Condo	1	1	54	\$280K	\$267K
22 November, 2016	36 Bluehaven Cres	Detached	3	2	20	\$790K	\$820K
23 November, 2016	41 Davelayne Rd	Semi-Detached	3	4	45	\$580K	\$575K
24 November, 2016	38 Samba Dr	Detached	3	2	9	\$699K	\$650K
25 November, 2016	2054, 3033 Finch Ave W	Townhouse	2	2	2	\$335K	\$330K
29 November, 2016	90 St Lucie Dr	Semi-Detached	4	2	20	\$575K	\$567K
2 December, 2016	199 Habitant Dr	Semi-Detached	3	3	31	\$550K	\$545K
3 December, 2016	43 Faulkner Cres	Semi-Detached	4	3	92	\$580K	\$560K
14 December, 2016	1106, 3390 Weston Rd	Condo	2	1	34	\$134K	\$125K
15 December, 2016	57 Storer Dr	Detached	3	2	6	\$750K	\$738K
	180 Ardwick Blvd	Semi-Detached	4	3	28	\$680K	\$660K
17 December, 2016	1608, 3390 Weston Rd	Condo	2	1	55	\$133K	\$125K
23 December, 2016	2069, 3041 Finch Ave W	Townhouse	1	1	28	\$240K	\$235K
5 January, 2017	1810, 3390 Weston Rd	Condo	1	1	15	\$103K	\$102K
	2008, 3390 Weston Rd	Condo	2	1	20	\$100K	\$98K
8 January, 2017	76 Windhill Cres	Detached	3	2	34	\$750K	\$721K
15 January, 2017	2090, 3045 Finch Ave W	Townhouse	2	1	58	\$300K	\$292K
18 January, 2017	39 Habitant Dr	Semi-Detached	4	2	14	\$668K	\$665K
	1606, 3390 Weston Rd	Condo	2	1	75	\$129K	\$127K
19 January, 2017	122 Habitant Dr	Semi-Detached	3	2	9	\$599K	\$622K
	3195 Weston Rd	Semi-Detached	3	2	6	\$610K	\$660K
20 January, 2017	24 Ironwood Rd	Semi-Detached	3	2	11	\$639K	\$661K
	41 Songwood Dr	Semi-Detached	3	2	7	\$600K	\$640K
28 January, 2017	9 Talent Cres	Detached	5	3	19	\$900K	\$850K
	2022, 3025 Finch Ave W	Townhouse	1	1	17	\$225K	\$220K
31 January, 2017	5 Unser Gate	Semi-Detached	4	2	8	\$599K	\$751K
2 February, 2017	23 Gulfstream Rd	Semi-Detached	3	2	16	\$550K	\$550K
9 February, 2017	802, 3390 Weston Rd	Condo	2	1	159	\$130K	\$129K

Data

Month, Day, Year of Sold Date	Address1	Property Type	Bedrooms	Washrooms	Days on the Market	List Price	Sold Price
10 February, 2017	9 Habitant Dr	Semi-Detached	3	2	86	\$640K	\$615K
12 February, 2017	2029, 3031 Finch Ave	Townhouse	4	3	5	\$400K	\$440K
17 February, 2017	42 Samba Dr	Detached	3	3	1	\$675K	\$806K
24 February, 2017	609, 3390 Weston Rd	Condo	2	1	106	\$108K	\$94K
26 February, 2017	28 Habitant Dr	Semi-Detached	4	3	9	\$600K	\$656K
27 February, 2017	1410, 3390 Weston Rd	Condo	1	1	57	\$92K	\$94K
	1806, 3390 Weston Rd	Condo	2	1	17	\$140K	\$152K
28 February, 2017	121 St Lucie Dr	Semi-Detached	4	1	6	\$500K	\$586K
	1021, 3047 Finch Ave W	Townhouse	2	2	22	\$340K	\$340K
4 March, 2017	8 Stanwood Cres	Detached	4	4	1	\$750K	\$850K
8 March, 2017	19 Tampa Terr	Semi-Detached	4	1	7	\$490K	\$675K
	57 Habitant Dr	Semi-Detached	4	3	8	\$720K	\$723K
	503, 3390 Weston Rd	Condo	2	1	8	\$120K	\$120K
10 March, 2017	139 Habitant Dr	Semi-Detached	3	2	9	\$600K	\$720K
14 March, 2017	61 Lindylou Rd	Semi-Detached	3	2	9	\$698K	\$680K
17 March, 2017	2408, 3390 Weston Rd	Condo	2	1	4	\$150K	\$170K
20 March, 2017	38 Habitant Dr	Semi-Detached	3	2	16	\$550K	\$620K
23 March, 2017	148 Ardwick Blvd	Semi-Detached	3	2	10	\$645K	\$725K
28 March, 2017	75 Talent Cres	Semi-Detached	3	2	7	\$638K	\$675K
	160 Lindylou Rd	Semi-Detached	3	2	6	\$650K	\$660K
	1032, 3039 Finch Ave W	Townhouse	3	2	11	\$435K	\$460K
3 April, 2017	14 Coronado Crt	Semi-Detached	4	2	11	\$559K	\$651K
6 April, 2017	55 Davelayne Rd	Semi-Detached	3	2	3	\$580K	\$700K
11 April, 2017	18 Legume Rd	Semi-Detached	4	3	7	\$600K	\$712K
	34 Brubeck Rd	Semi-Detached	4	3	14	\$600K	\$710K
17 April, 2017	24 Islay Crt	Detached	4	2	5	\$889K	\$820K
21 April, 2017	2004, 3031 Finch Ave	Townhouse	1	1	16	\$250K	\$255K
	2316 Sheppard Ave W	Detached	3	2	10	\$850K	\$900K

Data

Month, Day, Year of Sold Date	Address1	Property Type	Bedrooms	Washrooms	Days on the Market	List Price	Sold Price
24 April, 2017	92 St Lucie Dr	Semi-Detached	4	3	4	\$550K	\$630K
27 April, 2017	2110, 3390 Weston Rd	Condo	1	1	8	\$95K	\$110K
4 May, 2017	137 Verobeach Blvd	Detached	3	3	8	\$749K	\$1,250K
	1306, 3390 Weston Rd	Condo	2	1	3	\$108K	\$108K
9 May, 2017	158 St. Lucie Dr	Semi-Detached	4	2	8	\$600K	\$675K
10 May, 2017	42 Samba Dr	Detached	3	4	2	\$900K	\$1,045K
11 May, 2017	2030, 3025 Finch Ave Ave	Townhouse	2	1	14	\$379K	\$375K
12 May, 2017	75, 2315 Sheppard Ave W	Townhouse	2	2	52	\$500K	\$535K
	705, 3390 Weston Rd	Condo	2	1	2	\$150K	\$150K
	2026, 3031 Finch West Ave	Townhouse	3	3	9	\$435K	\$470K
14 May, 2017	608, 3390 Weston Rd	Condo	2	1	32	\$139K	\$134K
	1904, 3390 Weston Rd	Condo	2	1	8	\$150K	\$145K
18 May, 2017	2007, 3049 Finch Ave W	Townhouse	2	1	14	\$270K	\$260K
	2028, 3031 Finch Ave W	Townhouse	1	1	1	\$245K	\$245K
22 May, 2017	2022, 3025 Finch Ave W	Townhouse	1	1	14	\$250K	\$250K
23 May, 2017	28 Islay Crt	Detached	3	3	8	\$889K	\$921K
	209, 3390 Weston Rd	Condo	3	2	19	\$100K	\$120K
27 May, 2017	1012, 3025 Finch Ave	Townhouse	2	2	1	\$389K	\$383K
2 June, 2017	2035, 3025 Finch Ave	Townhouse	4	3	18	\$445K	\$430K
6 June, 2017	1011, 3025 Finch Ave W	Townhouse	2	2	29	\$389K	\$385K
7 June, 2017	41 Peterson Dr	Semi-Detached	4	2	5	\$599K	\$602K
8 June, 2017	2 Islay Crt	Detached	3	2	8	\$900K	\$916K
10 June, 2017	2100, 3045 Finch Ave W	Townhouse	1	1	3	\$250K	\$265K
12 June, 2017	58 Ardwick Blvd	Semi-Detached	3	4	10	\$739K	\$725K
13 June, 2017	39 Windhill Cres	Semi-Detached	4	2	12	\$599K	\$599K
15 June, 2017	2025, 3043 Finch Ave	Townhouse	2	1	13	\$290K	\$307K
18 June, 2017	1805, 3390 Weston Rd	Condo	2	1	3	\$138K	\$138K
20 June, 2017	2027, 3043 Finch Ave	Townhouse	1	1	1	\$249K	\$260K

Data

Month, Day, Year of Sold Date	Address1	Property Type	Bedrooms	Washrooms	Days on the Market	List Price	Sold Price
23 June, 2017	177 Lindylou Rd	Semi-Detached	4	3	22	\$730K	\$730K
27 June, 2017	1605, 3390 Weston Rd	Condo	2	1	8	\$149K	\$150K
5 July, 2017	2014, 3031 Finch Ave W	Townhouse	3	3	15	\$420K	\$444K
8 July, 2017	1006, 3390 Weston Rd	Condo	2	1	2	\$145K	\$150K
11 July, 2017	29 Franson Cres	Semi-Detached	4	2	14	\$500K	\$460K
20 July, 2017	1003, 3390 Weston Rd	Condo	2	1	11	\$165K	\$157K
21 July, 2017	20 Florida Cres	Detached	3	2	23	\$850K	\$839K
25 July, 2017	62 Fernando Rd	Semi-Detached	3	2	29	\$629K	\$590K
	1707, 3390 Weston Rd	Condo	2	1	6	\$149K	\$153K
	2087, 3045 Finch Ave W	Townhouse	1	1	24	\$260K	\$258K
	2505, 3390 Weston Rd W	Condo	1	1	15	\$134K	\$141K
2 August, 2017	1501, 3390 Weston Rd	Condo	2	1	8	\$100K	\$95K
5 August, 2017	33 Franson Cres	Semi-Detached	4	3	12	\$550K	\$540K
7 August, 2017	67 Saint Lucie Dr	Semi-Detached	4	2	12	\$594K	\$570K
11 August, 2017	55 Lanyard Rd	Semi-Detached	3	2	34	\$680K	\$650K
15 August, 2017	133 Habitant Dr N	Semi-Detached	3	2	35	\$575K	\$550K
	2093, 3045 Finch Ave	Townhouse	1	1	15	\$253K	\$255K
16 August, 2017	1016, 3033 Finch Ave W	Townhouse	2	2	27	\$380K	\$375K
17 August, 2017	49 Archway Cres	Detached	3	2	28	\$830K	\$785K
	51 Franson Cres	Semi-Detached	3	3	25	\$650K	\$635K
21 August, 2017	1803, 3390 Weston Rd	Condo	2	1	5	\$165K	\$165K
24 August, 2017	1104, 3390 Weston Rd	Condo	2	1	29	\$190K	\$170K
25 August, 2017	2009, 3031 Finch Ave W	Townhouse	1	1	7	\$256K	\$258K
1 September, 2017	37 Franson Cres	Semi-Detached	3	2	77	\$655K	\$645K
4 September, 2017	1103, 3390 Weston Rd	Condo	2	1	21	\$170K	\$165K
6 September, 2017	2075, 3047 Finch Ave W	Townhouse	1	1	51	\$315K	\$310K
7 September, 2017	409, 3390 Weston Rd	Condo	2	1	23	\$170K	\$176K
11 September, 2017	2012, 3031 Finch Ave	Townhouse	2	1	24	\$349K	\$327K

Data

Month, Day, Year of Sold Date	Address1	Property Type	Bedrooms	Washrooms	Days on the Market	List Price	Sold Price
12 September, 2017	2028, 3043 Finch Ave W	Townhouse	1	1	109	\$321K	\$310K
16 September, 2017	26 Imogene Ave	Semi-Detached	3	2	2	\$619K	\$600K
21 September, 2017	10 Lockington Crt	Semi-Detached	3	2	10	\$639K	\$638K
	29 Gulfstream Rd	Semi-Detached	4	2	31	\$615K	\$615K
23 September, 2017	4 Songwood Dr	Semi-Detached	3	2	3	\$675K	\$627K
30 September, 2017	63 Songwood Dr	Semi-Detached	3	2	17	\$674K	\$646K
2 October, 2017	68 Samba Dr	Detached	3	3	11	\$860K	\$835K
10 October, 2017	2354 Sheppard Ave W	Detached	3	3	5	\$788K	\$760K
13 October, 2017	167 Habitant Dr	Semi-Detached	3	2	10	\$669K	\$665K
16 October, 2017	78 Verobeach Blvd	Semi-Detached	3	2	2	\$630K	\$615K
18 October, 2017	87 Habitant Dr	Semi-Detached	3	2	8	\$599K	\$585K
20 October, 2017	25 Lockington Crt	Semi-Detached	3	2	8	\$599K	\$525K
27 October, 2017	23 Talent Cres	Semi-Detached	3	2	14	\$600K	\$585K
30 October, 2017	28 Lanyard Rd	Semi-Detached	3	2	20	\$630K	\$610K
3 November, 2017	1021, 3047 Finch Ave W	Townhouse	2	2	8	\$419K	\$418K
13 November, 2017	98 Lanyard Rd	Semi-Detached	4	3	40	\$600K	\$570K
15 November, 2017	43 Lindylou Rd	Semi-Detached	4	2	5	\$629K	\$625K
17 November, 2017	2098, 3045 Finch Ave W	Townhouse	4	3	12	\$420K	\$410K
21 November, 2017	1009, 3025 Finch Ave W	Townhouse	2	2	14	\$305K	\$365K
22 November, 2017	1010, 3025 Finch Ave W	Townhouse	2	2	23	\$390K	\$380K
24 November, 2017	2067, 3047 Finch Ave W	Townhouse	2	2	8	\$395K	\$388K
25 November, 2017	2037, 3025 Finch Ave W	Townhouse	2	1	18	\$349K	\$339K
	2037, 3043 Finch Ave W	Townhouse	2	2	3	\$390K	\$384K
30 November, 2017	44 Verobeach Blvd	Semi-Detached	4	1	26	\$580K	\$568K
5 December, 2017	202 Verobeach Blvd	Detached	3	2	27	\$680K	\$660K
13 December, 2017	2092, 3045 Finch Ave W	Townhouse	3	3	97	\$420K	\$418K
15 December, 2017	16 West Palm Crt	Detached	4	2	91	\$700K	\$650K
17 December, 2017	2017, 3031 Finch Ave	Townhouse	3	3	83	\$390K	\$400K

Data

Month, Day, Year of Sold Date	Address1	Property Type	Bedrooms	Washrooms	Days on the Market	List Price	Sold Price
19 December, 2017	2011, 3031 Finch Ave W	Townhouse	4	3	42	\$450K	\$430K
23 December, 2017	1016, 3043 Finch Ave W	Townhouse	2	2	10	\$380K	\$380K
1 January, 2018	2040, 3043 Finch Ave W	Townhouse	1	1	3	\$320K	\$315K
7 January, 2018	80 Lanyard Rd	Semi-Detached	4	3	22	\$700K	\$670K
8 January, 2018	38 Blue Haven Cres	Detached	3	2	34	\$820K	\$810K
9 January, 2018	2002, 3035 Finch Ave W	Townhouse	2	3	102	\$449K	\$428K
10 January, 2018	2062, 3047 Finch Ave W	Townhouse	4	3	41	\$439K	\$445K
15 January, 2018	61 Lindylou Rd	Semi-Detached	3	2	56	\$675K	\$660K
	2050, 3041 Finch Ave W	Townhouse	2	3	102	\$425K	\$414K
16 January, 2018	1 Stanwood Cres	Detached	3	2	29	\$820K	\$800K
18 January, 2018	2082, 3045 Finch Ave W	Townhouse	1	1	8	\$310K	\$304K
28 January, 2018	1010, 3390 Weston Rd	Condo	1	1	22	\$139K	\$139K
8 February, 2018	2019, 3035 Finch Ave	Townhouse	2	2	10	\$399K	\$397K
18 February, 2018	34 Florida Cres	Detached	3	2	6	\$750K	\$801K
23 February, 2018	1014, 3043 Finch Ave W	Semi-Detached	2	2	66	\$375K	\$360K
26 February, 2018	57 Brubeck Rd	Semi-Detached	4	3	33	\$699K	\$695K
	2067, 3041 Finch Ave W	Townhouse	2	1	19	\$379K	\$369K
28 February, 2018	28 Habitant Dr	Semi-Detached	4	4	28	\$800K	\$785K
1 March, 2018	21 Florida Cres	Detached	3	2	22	\$790K	\$810K
11 March, 2018	29 Franson Cres	Semi-Detached	4	3	4	\$500K	\$676K
14 March, 2018	22 Franson Cres	Semi-Detached	4	3	4	\$659K	\$651K
15 March, 2018	901, 3390 Weston Rd	Condo	2	1	12	\$210K	\$199K
	1012, 3025 Finch Ave W	Townhouse	2	2	22	\$405K	\$395K
16 March, 2018	23 Imogene Ave	Semi-Detached	3	2	7	\$579K	\$608K
21 March, 2018	2049, 3041 Finch W Ave	Townhouse	2	1	0	\$399K	\$395K
22 March, 2018	2010, 3049 Finch Ave W	Townhouse	1	1	22	\$310K	\$303K
23 March, 2018	7 Belleglade Crt	Detached	3	2	28	\$779K	\$770K
	178 Ardwick Blvd	Semi-Detached	4	2	9	\$685K	\$668K

Data

Month, Day, Year of Sold Date	Address1	Property Type	Bedrooms	Washrooms	Days on the Market	List Price	Sold Price
25 March, 2018	10 Samba Dr	Detached	3	2	4	\$753K	\$725K
	2073, 3039 Finch Ave	Townhouse	3	3	5	\$499K	\$484K
27 March, 2018	65 Fernando Rd	Semi-Detached	3	3	6	\$600K	\$651K