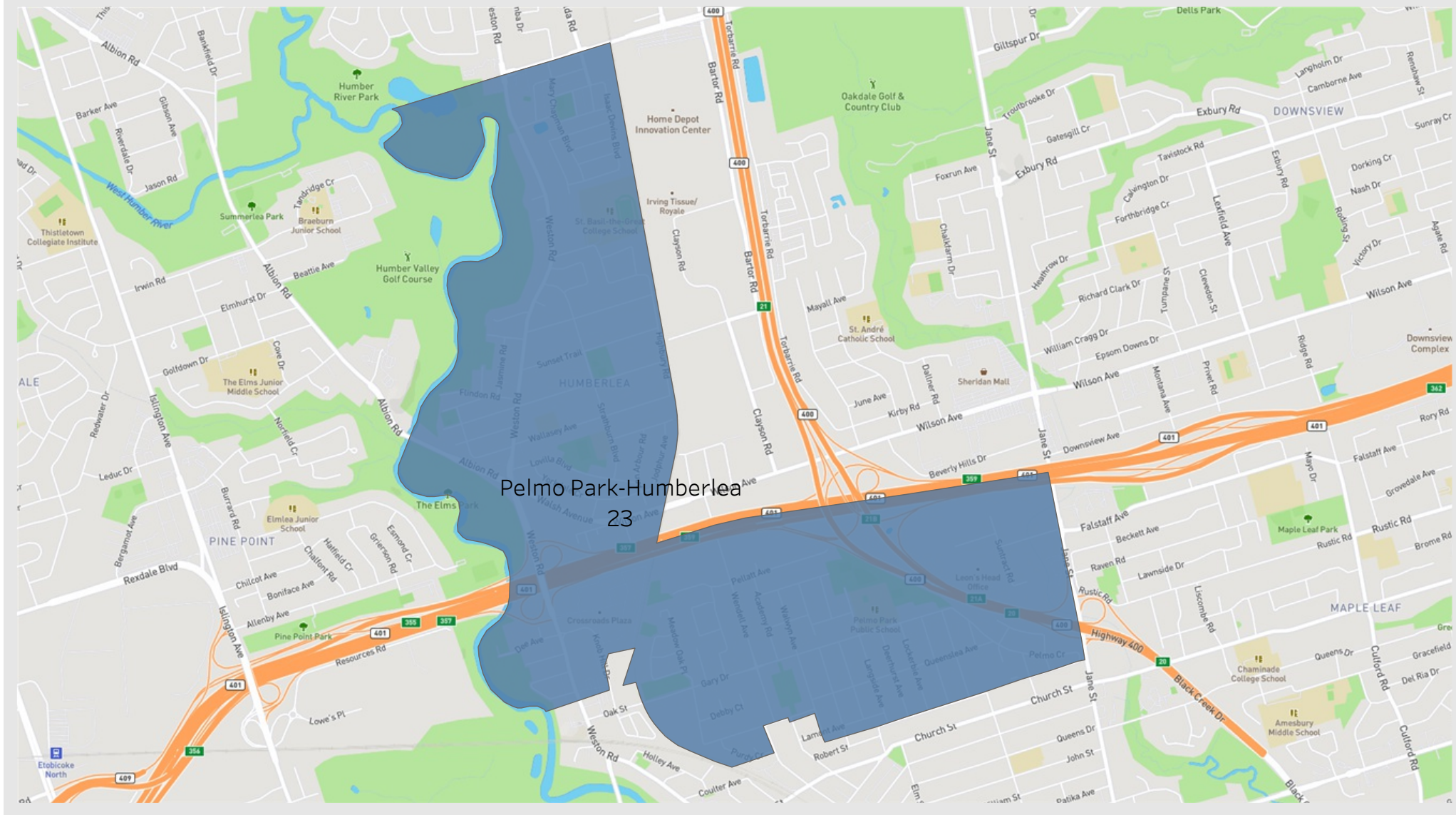
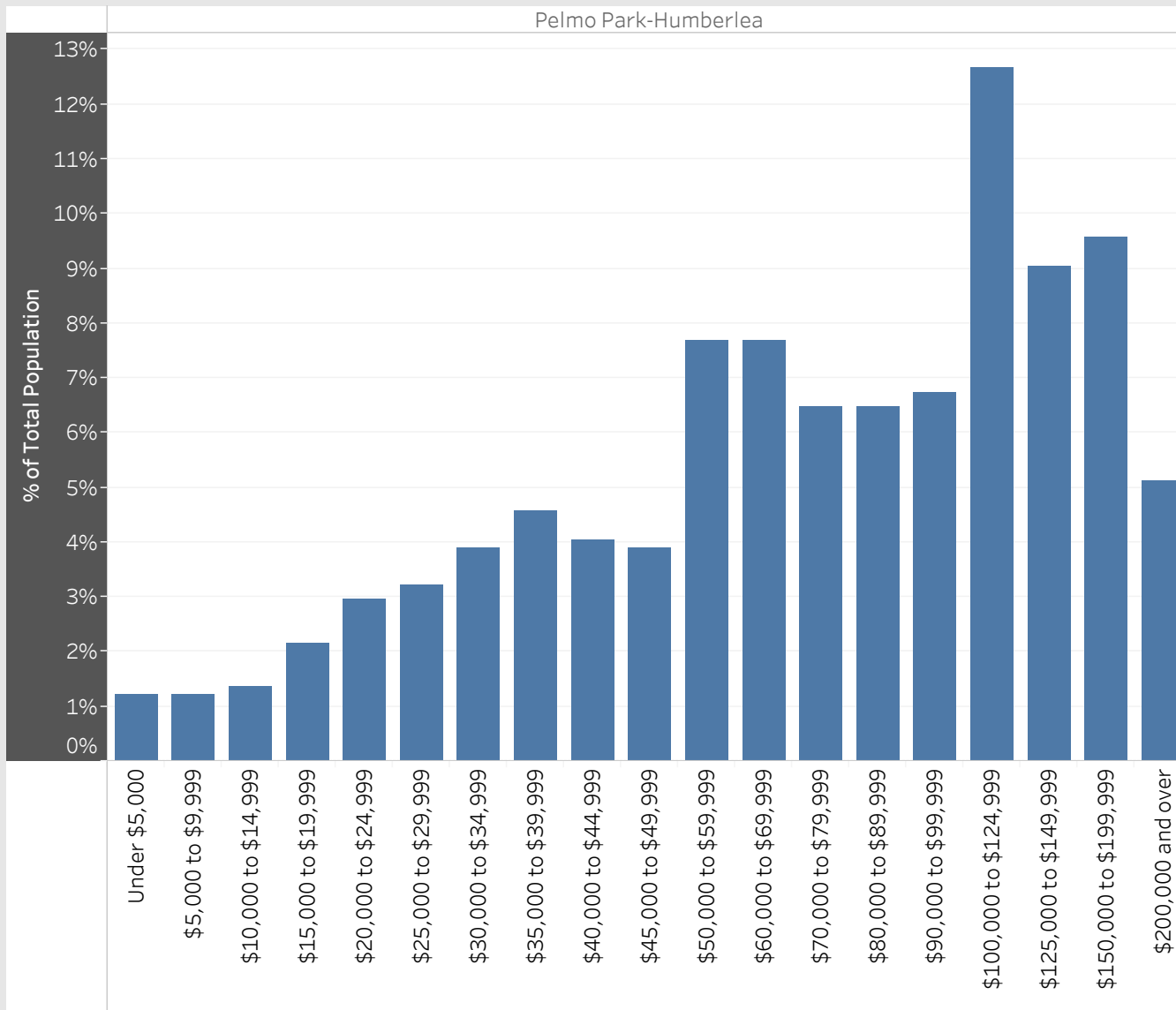


Pelmo Park-Humberlea
Neighbourhood Breakdown
July 1st, 2015 - March 31st, 2018

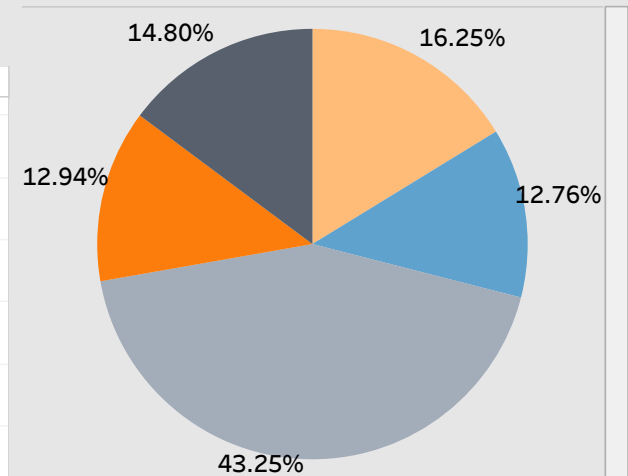


2016 StatsCan Data

Household Income in Pelmo Park-Humberlea



Age



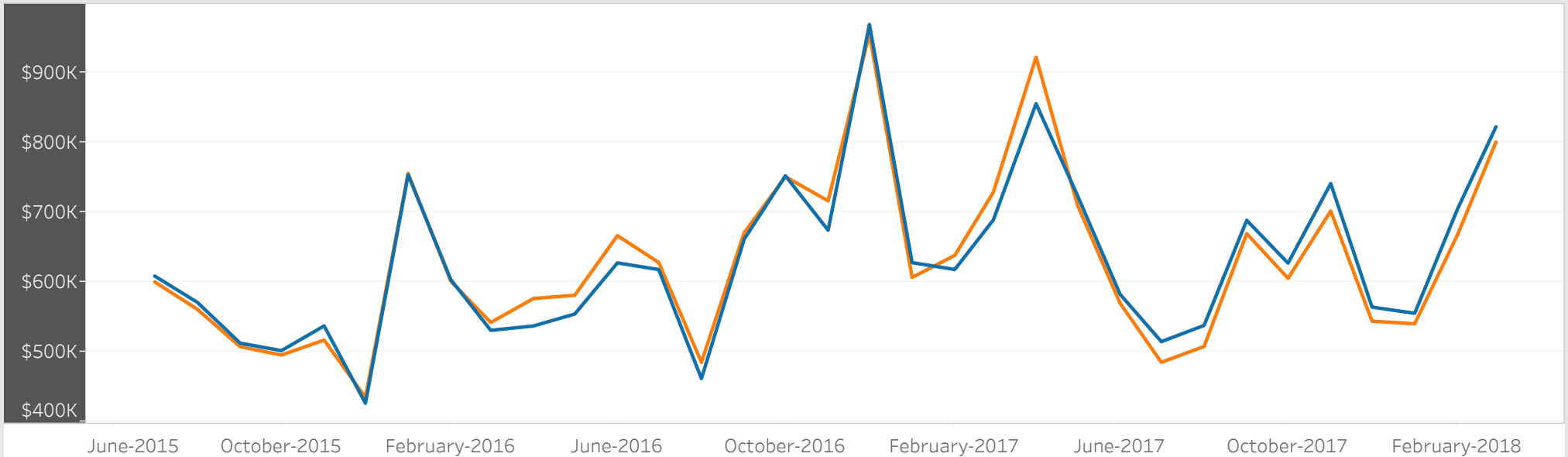
- Children (0-14 years)
- Youth (15-24 years)
- Working Age (25-54 years)
- Pre-retirement (55-64 years)
- Seniors (65+ years)

Visible Minorities

Not a visible minority	56.45%
Black	11.23%
Latin American	7.67%
South Asian	7.02%
Southeast Asian	6.59%
Filipino	4.54%
Chinese	2.15%
Multiple visible minorities	1.64%
Visible minority; n.i.e.	1.31%
Arab	0.51%
West Asian	0.42%
Korean	0.28%
Japanese	0.19%

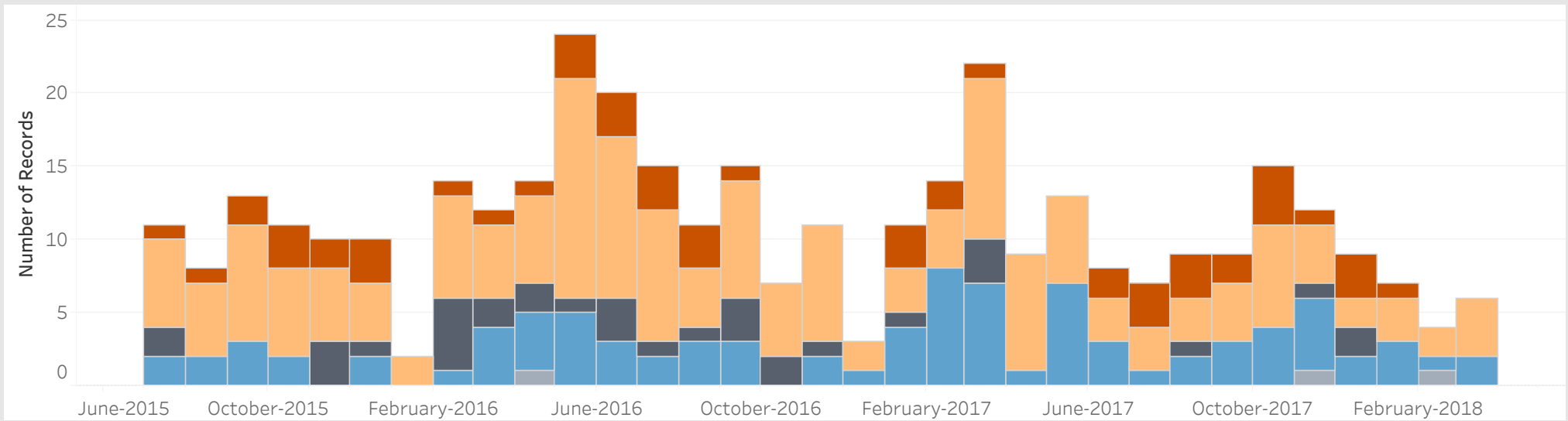
Average Sold Price vs. Average Ask Price in Pelmo Park-Humberlea

■ Avg. List Price ■ Avg. Sold Price



Properties Sold in Pelmo Park-Humberlea by Month

■ Condo ■ Detached ■ Semi-Detached ■ Townhouse ■ Other



Data

Month, Day, Year of Sold Date	Address1	Property Type	Bedrooms	Washrooms	Days on the Market	List Price	Sold Price
7 July, 2015	904, 3077 Weston Rd, Toronto	Condo	2	2	34	\$215K	\$209K
8 July, 2015	2916 Weston Rd, Toronto	Detached	3	2	56	\$775K	\$738K
9 July, 2015	61 Dalbeattie Ave, Toronto	Detached	3	2	22	\$598K	\$580K
14 July, 2015	51 West Oak Cres, Toronto	Townhouse	3	4	29	\$520K	\$505K
	172 Bob Yuill Dr, Toronto	Detached	4	4	13	\$830K	\$825K
15 July, 2015	6 Abraham Welsh Rd, Toronto	Townhouse	3	3	8	\$490K	\$510K
19 July, 2015	7 Gaydon Ave, Toronto	Detached	3	2	17	\$549K	\$570K
22 July, 2015	12 Ron Attwell St, Toronto	Semi-Detached	3	3	7	\$670K	\$660K
	49 Mccartney St, Toronto	Semi-Detached	5	5	34	\$669K	\$653K
28 July, 2015	50 Meadow Oak Pl, Toronto	Detached	4	4	50	\$780K	\$763K
30 July, 2015	33 Dee Ave, Toronto	Detached	3	3	7	\$600K	\$590K
13 August, 2015	132 Strathburn Blvd, Toronto	Detached	3	2	46	\$610K	\$600K
14 August, 2015	7, 224 Rosemount Ave, Toronto	Townhouse	3	4	15	\$420K	\$425K
25 August, 2015	2857 Weston Rd, Toronto	Detached	4	4	21	\$699K	\$700K
26 August, 2015	8 Ranwood Dr, Toronto	Detached	2	2	8	\$800K	\$801K
29 August, 2015	76 Highbury Rd, Toronto	Detached	3	2	18	\$575K	\$550K
30 August, 2015	44 Ranwood Dr, Toronto	Detached	3	1	3	\$539K	\$511K
31 August, 2015	9, 157 Isaac Devins Blvd, Toronto	Condo	2	1	64	\$325K	\$310K
	71 West Oak Cres, Toronto	Townhouse	3	4	18	\$599K	\$590K
1 September, 2015	2 Sunset Tr, Toronto	Detached	3	2	148	\$449K	\$515K
3 September, 2015	48 Omagh Ave, Toronto	Detached	3	2	105	\$592K	\$565K
	176 Bob Yuill Dr, Toronto	Detached	3	5	33	\$840K	\$845K
	192 Gary Dr, Toronto	Detached	7	4	67	\$799K	\$780K
9 September, 2015	242 Queenslea Ave, Toronto	Detached	3	2	5	\$525K	\$508K
12 September, 2015	3 Farnsworth Dr, Toronto	Detached	3	2	27	\$598K	\$570K
17 September, 2015	123 Isaac Devins Blvd, Toronto	Townhouse	3	3	17	\$550K	\$543K
18 September, 2015	16 Jubilee Cres, Toronto	Detached	3	2	1	\$626K	\$625K
27 September, 2015	29 Charlie Jordan Rd, Toronto	Townhouse	3	3	10	\$500K	\$508K

Data

Month, Day, Year of Sold Date	Address1	Property Type	Bedrooms	Washrooms	Days on the Market	List Price	Sold Price
28 September, 2015	3, 149 Isaac Devins Blvd, Toronto	Condo	2	1	59	\$186K	\$182K
	5, 137 Isaac Devins Blvd, Toronto	Townhouse	2	1	15	\$299K	\$290K
29 September, 2015	412, 3077 Weston Rd, Toronto	Condo	2	2	14	\$200K	\$189K
30 September, 2015	10 Acacia Ave, Toronto	Detached	2	2	27	\$499K	\$475K
2 October, 2015	17 Omagh Ave, Toronto	Detached	4	2	5	\$596K	\$590K
	53 West Oak Cres, Toronto	Townhouse	3	3	29	\$515K	\$500K
	103 Portage Ave, Toronto	Detached	3	2	8	\$680K	\$675K
4 October, 2015	38 Ranwood Dr, Toronto	Detached	4	2	7	\$540K	\$553K
5 October, 2015	8, 157 Isaac Devins Blvd, Toronto	Condo	2	1	14	\$310K	\$305K
14 October, 2015	45 Purdy Cres, Toronto	Detached	3	4	28	\$670K	\$630K
19 October, 2015	65 Flindon Rd, Toronto	Detached	3	3	6	\$490K	\$530K
20 October, 2015	25 Parrotta Dr, Toronto	Townhouse	3	3	29	\$560K	\$543K
27 October, 2015	2005, 3077 Weston Rd, Toronto	Condo	2	2	13	\$239K	\$239K
28 October, 2015	10, 149 Isaac Devins Blvd, Toronto	Condo	2	1	23	\$270K	\$265K
29 October, 2015	11 Gaydon Ave, Toronto	Detached	3	1	25	\$649K	\$620K
2 November, 2015	311, 3077 Weston Rd, Toronto	Condo	2	2	26	\$216K	\$215K
5 November, 2015	20 Academy Rd, Toronto	Detached	3	2	11	\$700K	\$665K
	48 Howbert Dr, Toronto	Semi-Detached	3	3	11	\$615K	\$605K
8 November, 2015	220 Gary Dr, Toronto	Detached	3	2	111	\$650K	\$640K
	236 Gary Dr, Toronto	Detached	3	2	13	\$600K	\$565K
15 November, 2015	209 Pellatt Ave, Toronto	Semi-Detached	3	3	14	\$499K	\$450K
20 November, 2015	28 Ranwood Dr, Toronto	Detached	4	3	22	\$670K	\$643K
21 November, 2015	7 Ron Attwell St, Toronto	Semi-Detached	4	3	37	\$688K	\$678K
24 November, 2015	48 Deerhurst Ave, Toronto	Detached	3	2	13	\$559K	\$540K
28 November, 2015	104, 149 Isaac Devins Blvd, Toronto	Condo	2	1	110	\$175K	\$167K
2 December, 2015	28 Limerick Ave, Toronto	Detached	4	2	10	\$650K	\$625K
	29 Lou Pomanti St, Toronto	Semi-Detached	3	3	7	\$600K	\$629K
6 December, 2015	10, 157 Isaac Devins Blvd, Toronto	Condo	2	1	32	\$250K	\$258K

Data

Month, Day, Year of Sold Date	Address1	Property Type	Bedrooms	Washrooms	Days on the Market	List Price	Sold Price
9 December, 2015	6 Melody Rd, Toronto	Detached	3	2	16	\$499K	\$520K
13 December, 2015	# 9, 137 Isaac Devins Blvd, Toronto	Townhouse	2	1	21	\$320K	\$316K
14 December, 2015	16 Lovilla Blvd, Toronto	Detached	3	1	13	\$400K	\$510K
	54 West Oak Cres, Toronto	Townhouse	3	2	20	\$530K	\$520K
15 December, 2015	53 Lockerbie Ave, Toronto	Detached	3	1	13	\$539K	\$520K
17 December, 2015	#1711, 3077 Weston Rd, Toronto	Condo	2	2	16	\$225K	\$205K
19 December, 2015	210, 3077 Weston Rd, Toronto	Condo	2	2	1	\$249K	\$242K
3 January, 2016	31 Jodphur Ave, Toronto	Detached	4	4	24	\$1,049K	\$1,012K
31 January, 2016	11 Plainfield Rd	Detached	3	2	6	\$459K	\$500K
1 February, 2016	11 Starview Dr	Semi-Detached	3	2	10	\$540K	\$563K
4 February, 2016	60 Portage Ave	Detached	3	2	12	\$630K	\$629K
8 February, 2016	59 Aura Lea Blvd	Detached	3	2	10	\$600K	\$625K
9 February, 2016	61 Howbert Dr	Semi-Detached	4	3	8	\$550K	\$555K
11 February, 2016	90 Pelmo Cres	Detached	2	1	8	\$499K	\$520K
12 February, 2016	19 Florida Cres	Detached	3	2	17	\$699K	\$690K
	81 Isaac Devins Blvd	Townhouse	3	3	15	\$550K	\$543K
13 February, 2016	52 Telco Cres	Semi-Detached	4	3	19	\$549K	\$535K
21 February, 2016	12 Ranwood Dr	Detached	3	2	20	\$760K	\$720K
22 February, 2016	2 Ron Attwell St	Semi-Detached	3	3	7	\$688K	\$678K
	5 Lou Pomanti St	Semi-Detached	3	3	139	\$668K	\$638K
25 February, 2016	103 Wendell Ave	Detached	3	2	8	\$650K	\$665K
26 February, 2016	2001, 3077 Weston Rd	Condo	1	1	84	\$218K	\$210K
29 February, 2016	25 Meadow Oak Pl	Detached	4	4	4	\$850K	\$845K
2 March, 2016	52 Langside Ave	Detached	3	2	7	\$690K	\$668K
3 March, 2016	17 Maple Bush Ave	Detached	2	1	11	\$380K	\$450K
12 March, 2016	5 Fairglen Cres	Detached	2	2	17	\$539K	\$511K
	35 Farnsworth Dr	Detached	3	2	1	\$529K	\$601K
15 March, 2016	57 Mccartney St	Semi-Detached	3	3	19	\$699K	\$715K

Data

Month, Day, Year of Sold Date	Address1	Property Type	Bedrooms	Washrooms	Days on the Market	List Price	Sold Price
15 March, 2016	1510, 3077 Weston Rd	Condo	2	2	98	\$240K	\$235K
16 March, 2016	231 Rosemount Ave	Detached	2	1	2	\$579K	\$610K
17 March, 2016	16 Mary Chapman Blvd	Semi-Detached	3	4	4	\$680K	\$688K
19 March, 2016	69 Isaac Devins Blvd	Townhouse	3	3	5	\$555K	\$553K
	71 Parrotta Dr	Townhouse	4	4	1	\$649K	\$648K
21 March, 2016	7, 133 Isaac Devins Blvd	Townhouse	2	1	11	\$280K	\$275K
23 March, 2016	88 Mary Chapman Blvd	Townhouse	3	3	2	\$550K	\$551K
1 April, 2016	17 Wendell Ave	Detached	3	2	11	\$659K	\$755K
7 April, 2016	67 Sunset Tr	Detached	3	2	1	\$699K	\$765K
9 April, 2016	59 Langside Ave	Detached	3	2	3	\$575K	\$690K
11 April, 2016	11, 137 Isaac Devins Blvd	Townhouse	2	1	14	\$318K	\$315K
12 April, 2016	18 Wendell Ave	Detached	3	1	11	\$650K	\$718K
18 April, 2016	75 Isaac Devins Blvd	Townhouse	4	3	34	\$565K	\$560K
	190 Bob Yuill Dr	Detached	3	4	12	\$830K	\$818K
	328 Pellatt Ave	Semi-Detached	4	3	6	\$630K	\$686K
19 April, 2016	35 Yelland St	Semi-Detached	3	3	6	\$550K	\$630K
20 April, 2016	8, 133 Isaac Devins Blvd	Townhouse	2	1	6	\$320K	\$310K
22 April, 2016	8, 141 Isaac Devins Blvd	Townhouse	2	1	7	\$325K	\$325K
25 April, 2016	10 Telco Cres	Detached	3	2	7	\$650K	\$768K
27 April, 2016	104 Wendell Ave	Other		0	56	\$549K	\$540K
29 April, 2016	3, 153 Isaac Devins Blvd	Condo	1	1	13	\$199K	\$190K
1 May, 2016	36, 224 Rosemount Ave	Townhouse	3	3	5	\$400K	\$443K
2 May, 2016	2 Sunset Tr	Detached	3	2	19	\$700K	\$690K
	17 Ranwood Dr	Detached	3	2	13	\$630K	\$631K
6 May, 2016	18 Farnsworth Dr	Detached	3	2	14	\$629K	\$629K
	3031 Weston Rd	Detached	3	2	6	\$599K	\$695K
11 May, 2016	26 Isaac Devins Blvd	Semi-Detached	3	3	6	\$650K	\$675K
12 May, 2016	10, 145 Isaac Devins Blvd	Townhouse	2	1	10	\$290K	\$289K

Data

Month, Day, Year of Sold Date	Address1	Property Type	Bedrooms	Washrooms	Days on the Market	List Price	Sold Price
12 May, 2016	17 Jasmine Rd	Detached	3	2	2	\$599K	\$640K
14 May, 2016	206, 3077 Weston Rd	Condo	1	1	17	\$169K	\$165K
16 May, 2016	9 Langside Ave	Detached	3	2	5	\$650K	\$765K
	99 Wendell Ave	Detached	3	3	6	\$600K	\$620K
17 May, 2016	5 Jasmine Rd	Detached	4	3	7	\$669K	\$711K
18 May, 2016	1609, 3077 Weston Rd	Condo	2	2	26	\$250K	\$246K
	2970 Weston Rd	Detached	4	4	7	\$950K	\$1,020K
20 May, 2016	29 Lovilla Blvd	Detached	4	4	3	\$799K	\$865K
23 May, 2016	1605, 3077 Weston Rd	Condo	2	2	35	\$235K	\$233K
25 May, 2016	7, 129 Isaac Devins Blvd	Townhouse	2	1	8	\$290K	\$285K
	37 Ettrick Cres	Detached	3	2	42	\$990K	\$990K
26 May, 2016	2, 137 Isaac Devins Blvd	Townhouse	1	1	93	\$200K	\$194K
	10 Wall Ave	Detached	3	2	7	\$700K	\$830K
	90 Pelmo Cres	Detached	2	1	9	\$649K	\$636K
27 May, 2016	2, 133 Isaac Devins Blvd	Townhouse	1	1	17	\$207K	\$205K
	64 Omagh Ave	Detached	2	2	3	\$600K	\$675K
	105 West Oak Cres	Detached	3	3	28	\$845K	\$815K
1 June, 2016	81 Wendell Ave	Detached	2	3	7	\$700K	\$832K
5 June, 2016	55 Ettrick Cres	Detached	3	4	5	\$850K	\$943K
8 June, 2016	44 Isaac Devins Blvd	Semi-Detached	3	3	7	\$649K	\$675K
	67 Yorkdale Cres	Detached	3	1	9	\$499K	\$602K
10 June, 2016	52 Lou Pomanti St	Semi-Detached	3	3	4	\$715K	\$715K
12 June, 2016	503, 3077 Weston Rd	Condo	2	2	3	\$220K	\$210K
13 June, 2016	21 Ron Attwell St	Semi-Detached	3	3	1	\$677K	\$680K
15 June, 2016	28 Limerick Ave	Detached	4	2	0	\$869K	\$825K
	35 Yorkdale Cres	Detached	4	6	52	\$1,350K	\$1,335K
	53 Omagh Ave	Detached	2	1	6	\$500K	\$545K
20 June, 2016	43 Lockerbie Ave	Detached	3	1	7	\$500K	\$613K

Data

Month, Day, Year of Sold Date	Address1	Property Type	Bedrooms	Washrooms	Days on the Market	List Price	Sold Price
20 June, 2016	87 Parrotta Dr	Townhouse	3	3	26	\$585K	\$595K
21 June, 2016	26 Academy Rd	Detached	3	2	6	\$749K	\$835K
	32 Omagh Ave	Detached	4	4	40	\$840K	\$840K
22 June, 2016	6 Burgundy Crt	Detached	4	4	28	\$949K	\$920K
24 June, 2016	404, 3077 Weston Rd	Condo	2	2	8	\$255K	\$255K
27 June, 2016	210, 3077 Weston Rd	Condo	2	2	26	\$245K	\$230K
28 June, 2016	83 West Oak Cres	Townhouse	3	3	8	\$549K	\$611K
29 June, 2016	2, 153 Isaac Devins Blvd	Townhouse	1	1	30	\$200K	\$198K
30 June, 2016	43 Walwyn Ave	Detached	3	2	2	\$650K	\$875K
3 July, 2016	2008, 3077 Weston Rd	Condo	2	2	40	\$225K	\$220K
	2043, 3033 Finch Ave W	Townhouse	2	2	9	\$329K	\$330K
4 July, 2016	2848 Weston Rd	Detached	3	2	35	\$700K	\$690K
6 July, 2016	215 Queenslea Ave	Detached	4	4	8	\$900K	\$850K
7 July, 2016	35 Charlie Jordan Rd	Townhouse	3	3	1	\$650K	\$689K
10 July, 2016	43 Lovilla Blvd	Detached	3	2	6	\$600K	\$685K
11 July, 2016	15 Galewood Dr	Detached	3	2	6	\$769K	\$891K
14 July, 2016	6, 153 Isaac Devins Blvd	Condo	2	1	22	\$319K	\$310K
16 July, 2016	2 George Mckenzie Crt	Detached	4	5	10	\$1,288K	\$1,268K
17 July, 2016	18 Ron Attwell St	Semi-Detached	3	3	4	\$699K	\$694K
18 July, 2016	55 Uphill Ave	Detached	5	3	42	\$700K	\$676K
25 July, 2016	203, 3077 Weston Rd	Condo	2	2	25	\$216K	\$221K
26 July, 2016	61 Lockerbie Ave	Detached	3	2	8	\$600K	\$675K
	2792 Weston Rd	Detached	2	1	154	\$700K	\$550K
27 July, 2016	24 Yorkdale Cres	Detached	3	3	8	\$575K	\$673K
1 August, 2016	3 Jasmine Rd	Detached	3	3	8	\$599K	\$725K
4 August, 2016	3, 125 Isaac Devins Blvd	Townhouse	1	1	24	\$200K	\$192K
5 August, 2016	67 West Oak Cres	Townhouse	3	3	10	\$599K	\$614K
6 August, 2016	155 Queenslea Ave	Detached	3	1	10	\$598K	\$656K

Data

Month, Day, Year of Sold Date	Address1	Property Type	Bedrooms	Washrooms	Days on the Market	List Price	Sold Price
6 August, 2016	1706, 3077 Weston Rd	Condo	2	3	68	\$230K	\$218K
12 August, 2016	1006, 3077 Weston Rd	Condo	2	3	51	\$219K	\$226K
	1807, 3077 Weston Rd	Condo	1	1	22	\$200K	\$195K
16 August, 2016	1 Cardell Ave N	Detached	3	2	10	\$517K	\$550K
27 August, 2016	5 Jaymar Pl	Semi-Detached	4	3	46	\$615K	\$630K
28 August, 2016	40 West Oak Cres	Townhouse	3	3	2	\$600K	\$626K
29 August, 2016	2864 Weston Rd	Detached	3	2	20	\$700K	\$703K
1 September, 2016	58 Ron Attwell St	Detached	3	3	18	\$849K	\$840K
6 September, 2016	2 Aura Lea Blvd	Detached	4	3	4	\$899K	\$989K
7 September, 2016	411, 3077 Weston Rd	Condo	2	2	13	\$220K	\$215K
8 September, 2016	46 Grattan St	Detached	2	2	14	\$600K	\$600K
12 September, 2016	1 Deerhurst Ave	Detached	3	2	6	\$790K	\$838K
14 September, 2016	109 Isaac Devins Blvd	Townhouse	3	3	22	\$560K	\$527K
16 September, 2016	2783 Weston Rd	Detached	5	4	33	\$900K	\$890K
17 September, 2016	11 Farnsworth Dr	Detached	2	3	4	\$650K	\$750K
19 September, 2016	60 Walsh Ave N	Detached	3	2	39	\$650K	\$630K
22 September, 2016	10, 125 Isaac Devins Blvd	Townhouse	2	1	9	\$310K	\$301K
24 September, 2016	3 Ron Atwell St	Semi-Detached	3	3	10	\$719K	\$705K
26 September, 2016	57 Meadow Oak Pl	Detached	4	4	12	\$989K	\$970K
28 September, 2016	151 Bob Yuill Dr	Semi-Detached	3	3	6	\$700K	\$765K
30 September, 2016	9, 125 Isaac Devins Blvd	Townhouse	2	1	4	\$335K	\$350K
	209 Pellatt Ave	Semi-Detached	3	4	50	\$750K	\$690K
5 October, 2016	30 Flindon Rd	Detached	3	3	8	\$600K	\$588K
10 October, 2016	38 Langside Ave	Detached	3	2	18	\$650K	\$640K
11 October, 2016	23 Ron Attwell St	Semi-Detached	3	3	26	\$719K	\$710K
21 October, 2016	24 Howbert Dr	Detached	3	2	10	\$800K	\$790K
	193 Pellatt Ave	Semi-Detached	3	2	7	\$600K	\$645K
23 October, 2016	29 Sunset Tr	Detached	4	4	4	\$899K	\$945K

Data

Month, Day, Year of Sold Date	Address1	Property Type	Bedrooms	Washrooms	Days on the Market	List Price	Sold Price
29 October, 2016	30 Mary Chapman Blvd	Detached	4	4	4	\$1,000K	\$940K
1 November, 2016	10 Jubilee Cres	Detached	3	2	8	\$599K	\$750K
3 November, 2016	101 Pelmo Cres	Detached	2	1	8	\$550K	\$550K
6 November, 2016	36 Ranwood Dr	Detached	3	2	9	\$648K	\$670K
7 November, 2016	51 Langside Ave	Detached	3	1	10	\$640K	\$623K
8 November, 2016	10, 161 Isaac Devins Blvd	Townhouse	2	1	12	\$310K	\$305K
9 November, 2016	153 Bob Yuill Dr	Semi-Detached	3	3	7	\$700K	\$758K
10 November, 2016	121 Parrotta Dr	Townhouse	4	3	22	\$734K	\$720K
16 November, 2016	35 Ettrick Cres	Detached	3	2	12	\$799K	\$815K
27 November, 2016	69 Strathburn Blvd	Detached	4	5	37	\$1,200K	\$1,200K
29 November, 2016	47 Jubilee Cres	Detached	3	2	6	\$600K	\$700K
	86 Gaydon Ave	Detached	3	2	5	\$640K	\$791K
8 December, 2016	58 Langside Ave	Detached	4	4	28	\$1,250K	\$1,230K
9 December, 2016	225 Isaac Devins Blvd	Townhouse	3	3	15	\$689K	\$689K
29 December, 2016	75 Meadow Oak Pl	Detached	4	4	16	\$970K	\$950K
4 January, 2017	237 Pellatt Ave	Detached	4	5	106	\$1,300K	\$1,220K
	2970 Weston Rd	Detached	4	5	16	\$1,328K	\$1,288K
6 January, 2017	90 Mary Chapman Blvd	Townhouse	3	3	24	\$610K	\$600K
9 January, 2017	2355 Sheppard Ave	Condo	2	2	31	\$440K	\$420K
10 January, 2017	7, 145 Isaac Devins Blvd	Condo	2	1	1	\$310K	\$310K
	108, 100 Parrotta Dr	Townhouse	2	2	5	\$469K	\$465K
11 January, 2017	25 Parrota Dr	Townhouse	3	3	8	\$619K	\$605K
	30 Dalbeattie Ave	Detached	2	2	4	\$700K	\$640K
17 January, 2017	3, 149 Isaac Devins Blvd	Townhouse	1	1	22	\$223K	\$222K
	405, 3077 Weston Rd	Condo	2	2	12	\$259K	\$259K
31 January, 2017	76 Starview Dr	Semi-Detached	3	1	11	\$650K	\$645K
2 February, 2017	11, 125 Isaac Devins Blvd	Townhouse	2	1	10	\$335K	\$337K
	130, 80 Parrotta Dr	Townhouse	2	2	49	\$460K	\$465K

Data

Month, Day, Year of Sold Date	Address1	Property Type	Bedrooms	Washrooms	Days on the Market	List Price	Sold Price
6 February, 2017	75 Wallasey Ave	Detached	5	5	11	\$1,673K	\$1,525K
	807, 3077 Weston Rd	Condo	1	1	2	\$239K	\$241K
14 February, 2017	1, 125 Isaac Devins Blvd	Townhouse	1	1	8	\$230K	\$230K
15 February, 2017	36 Abraham Welsh Rd	Townhouse	3	3	92	\$750K	\$741K
17 February, 2017	84 Portage Ave	Detached	3	4	7	\$1,169K	\$1,160K
	93 West Oak Cres	Townhouse	3	2	8	\$575K	\$651K
18 February, 2017	2986 Weston Rd	Detached	2	2	6	\$899K	\$1,050K
20 February, 2017	137, 80 Parrotta Dr	Townhouse	2	2	3	\$460K	\$460K
21 February, 2017	113, 100 Parrotta Dr	Townhouse	2	2	42	\$479K	\$475K
	310, 3077 Weston Rd	Condo	2	2	4	\$260K	\$270K
25 February, 2017	135, 80 Parrotta Dr	Townhouse	2	2	8	\$425K	\$418K
28 February, 2017	2774 Weston Rd	Detached	3	4	5	\$700K	\$913K
3 March, 2017	192 Gary Dr	Detached	7	4	59	\$1,000K	\$993K
6 March, 2017	53 Ettrick Cres	Detached	5	5	50	\$1,125K	\$1,073K
7 March, 2017	282 Pellatt Ave	Semi-Detached	3	2	6	\$699K	\$770K
8 March, 2017	38 Ranwood Dr	Detached	4	2	9	\$689K	\$900K
13 March, 2017	55, 2315 Sheppard Ave	Townhouse	2	2	58	\$450K	\$453K
16 March, 2017	1, 157 Isaac Devins Blvd	Townhouse	1	1	14	\$240K	\$238K
	81, 100 Parrotta Dr	Townhouse	2	2	81	\$430K	\$430K
	239 Pellatt Ave	Detached	4	5	36	\$1,330K	\$1,338K
17 March, 2017	46 Walwyn Ave	Detached	3	2	2	\$989K	\$951K
18 March, 2017	57, 2315 Sheppard Ave W	Townhouse	2	2	7	\$485K	\$480K
19 March, 2017	9 Isaac Devins Blvd	Detached	4	3	3	\$899K	\$1,125K
	9 Maple Bush Ave	Detached	2	2	6	\$499K	\$617K
21 March, 2017	17 Pelmo Cres	Detached	3	2	18	\$750K	\$775K
	315 Pellatt Ave	Semi-Detached	3	2	6	\$700K	\$805K
	2863 Weston Rd	Detached	3	4	6	\$900K	\$925K
22 March, 2017	18 Telco Cres	Semi-Detached	3	2	5	\$699K	\$770K

Data

Month, Day, Year of Sold Date	Address1	Property Type	Bedrooms	Washrooms	Days on the Market	List Price	Sold Price
22 March, 2017	66, 2315 Sheppard Ave W	Townhouse	2	2	1	\$495K	\$488K
23 March, 2017	1911, 3077 Weston Rd E	Condo	2	2	10	\$265K	\$265K
24 March, 2017	149D, 80 Parrotta Dr	Townhouse	2	2	7	\$495K	\$480K
27 March, 2017	6 Farnsworth Dr	Detached	3	2	6	\$750K	\$904K
29 March, 2017	6 Melody Rd	Detached	3	2	9	\$790K	\$760K
	48, 2315 Sheppard Ave W	Townhouse	2	2	26	\$485K	\$496K
2 April, 2017	42 Acacia Ave	Detached	4	4	4	\$1,179K	\$1,150K
7 April, 2017	9 Snowberry Ave	Detached	3	2	1	\$850K	\$875K
9 April, 2017	3 Debby Crt	Detached	4	3	5	\$1,100K	\$1,275K
11 April, 2017	249 Gary Dr	Detached	3	2	11	\$850K	\$907K
12 April, 2017	23 Howbert Dr	Detached	3	3	4	\$875K	\$1,085K
	73, 2315 Sheppard Ave W	Townhouse	2	2	2	\$470K	\$492K
15 April, 2017	24 Omagh Ave	Detached	4	2	11	\$750K	\$765K
24 April, 2017	16 Kames Ave	Detached	3	2	5	\$800K	\$926K
26 April, 2017	10 Flaxman Rd	Detached	3	2	13	\$830K	\$830K
1 May, 2017	103, 100 Parrotta Dr	Townhouse	2	2	82	\$480K	\$471K
2 May, 2017	93, 80 Parrotta Dr	Townhouse	2	2	29	\$470K	\$472K
	123, 80 Parrotta Dr	Townhouse	2	2	40	\$455K	\$450K
3 May, 2017	118, 80 Parrotta Dr	Townhouse	2	2	48	\$439K	\$445K
8 May, 2017	24 Academy Rd	Detached	3	2	19	\$979K	\$945K
15 May, 2017	34 Melody Rd	Detached	3	2	17	\$750K	\$750K
19 May, 2017	84 Wendell Ave	Detached	4	5	24	\$1,700K	\$1,584K
24 May, 2017	8 Wall Ave	Detached	3	2	8	\$799K	\$830K
25 May, 2017	59, 2315 Sheppard Ave W	Townhouse	3	2	55	\$570K	\$565K
29 May, 2017	100 Mary Chapman Blvd	Townhouse	3	3	5	\$699K	\$692K
31 May, 2017	53 Omagh Ave	Detached	4	4	104	\$800K	\$790K
	56, 2315 Sheppard Ave W	Townhouse	2	2	58	\$490K	\$490K
	98 Lilac Ave	Detached	3	2	51	\$790K	\$760K

Data

Month, Day, Year of Sold Date	Address1	Property Type	Bedrooms	Washrooms	Days on the Market	List Price	Sold Price
2 June, 2017	11, 149 Isaac Devins Blvd	Condo	2	1	7	\$343K	\$380K
7 June, 2017	20, 2335 Sheppard Ave W	Townhouse	2	2	37	\$485K	\$480K
	63, 2315 Sheppard Ave	Townhouse	2	2	68	\$485K	\$485K
9 June, 2017	224 Queenslea Ave	Detached	4	4	36	\$1,299K	\$1,240K
15 June, 2017	3, 2335 Sheppard Ave W	Townhouse	1	1	56	\$325K	\$325K
16 June, 2017	303, 3077 Weston Rd	Condo	2	2	22	\$275K	\$272K
21 June, 2017	102 Aura Lea Blvd	Detached	2	2	51	\$749K	\$701K
30 June, 2017	48 Langside Ave	Detached	3	2	36	\$700K	\$675K
5 July, 2017	1610, 3077 Weston Rd	Condo	2	2	38	\$330K	\$280K
9 July, 2017	7 Dalbeattie Ave	Detached	3	2	33	\$799K	\$792K
10 July, 2017	#9, 129 Isaac Devins Blvd	Condo	2	1	14	\$399K	\$392K
13 July, 2017	9, 149 Isaac Devins Blvd	Condo	2	1	14	\$376K	\$398K
18 July, 2017	21 Yorkdale Cres	Detached	3	1	6	\$699K	\$625K
27 July, 2017	14, 2335 Sheppard Ave	Townhouse	2	2	52	\$470K	\$428K
30 July, 2017	14 Maple Bush Ave	Detached	2	1	21	\$529K	\$480K
1 August, 2017	805, 3077 Weston Rd	Condo	2	2	19	\$320K	\$297K
2 August, 2017	17 Debby Crt	Semi-Detached	3	2	65	\$699K	\$650K
	44 Mary Chapman Blvd	Detached	4	4	47	\$1,078K	\$1,000K
7 August, 2017	310, 3077 Weston Rd	Condo	2	2	21	\$239K	\$230K
14 August, 2017	34 Walsh Ave	Detached	5	3	28	\$669K	\$645K
20 August, 2017	1809, 3077 Weston Rd	Condo	2	2	17	\$305K	\$295K
21 August, 2017	126, 80 Parrotta Dr	Townhouse	2	2	32	\$459K	\$452K
29 August, 2017	18, 2335 Sheppard Ave W	Townhouse	2	2	87	\$471K	\$449K
30 August, 2017	10 Melody Rd	Detached	3	2	21	\$600K	\$550K
15 September, 2017	145 Queenslea Ave	Detached	5	3	15	\$1,145K	\$1,100K
19 September, 2017	#1604, 3077 Weston Rd	Condo	2	2	30	\$300K	\$299K
20 September, 2017	236 Gary Dr	Detached	3	3	13	\$885K	\$850K
22 September, 2017	4 Abraham Welsh Dr	Townhouse	3	3	43	\$660K	\$659K

Data

Month, Day, Year of Sold Date	Address1	Property Type	Bedrooms	Washrooms	Days on the Market	List Price	Sold Price
22 September, 2017	71 West Oak Cres	Townhouse	3	4	10	\$720K	\$712K
25 September, 2017	203, 3077 Weston Rd	Condo	2	2	20	\$319K	\$312K
28 September, 2017	40 Academy Rd	Detached	3	2	128	\$899K	\$840K
29 September, 2017	21, 2335 Sheppard Ave W	Townhouse	3	2	15	\$570K	\$560K
	103 Wallasey Ave	Detached	3	2	28	\$700K	\$694K
3 October, 2017	99 Parrotta Dr	Townhouse	3	4	22	\$680K	\$660K
9 October, 2017	2 Kames Ave	Detached	3	2	26	\$739K	\$719K
11 October, 2017	#7, 129 Isaac Devins Blvd	Condo	2	1	16	\$395K	\$380K
13 October, 2017	10 Academy Rd	Detached	3	2	81	\$850K	\$810K
	71 Isaac Devins Blvd	Townhouse	3	3	10	\$670K	\$655K
	106 Wendell Ave	Detached	3	2	18	\$850K	\$815K
19 October, 2017	33 Ranwood Dr	Detached	3	2	20	\$770K	\$710K
	1004, 3077 Weston Rd	Condo	2	2	9	\$329K	\$324K
20 October, 2017	23 Bradmore Ave	Detached	5	3	98	\$949K	\$900K
21 October, 2017	31 Pelmo Cres	Detached	2	2	14	\$800K	\$758K
22 October, 2017	2 Limerick Ave	Detached	3	2	27	\$829K	\$812K
23 October, 2017	94, 100 Parrotta Dr	Townhouse	2	2	24	\$480K	\$480K
25 October, 2017	204, 3077 Weston Rd	Condo	2	2	10	\$300K	\$298K
	1407, 3077 Weston Rd	Condo	1	1	9	\$258K	\$255K
26 October, 2017	80 Parrotta Dr	Townhouse	2	2	20	\$509K	\$505K
4 November, 2017	2869 Weston Rd	Detached	3	3	35	\$950K	\$905K
10 November, 2017	5, 2335 Sheppard Ave W	Condo	1	1	51	\$350K	\$338K
18 November, 2017	131 Woodward Ave	Other	0	0	45	\$2,000K	\$1,725K
20 November, 2017	18 Jubilee Cres	Detached	3	2	19	\$848K	\$810K
21 November, 2017	139, 80 Parrotta Dr	Townhouse	2	2	36	\$478K	\$476K
22 November, 2017	282 Pellatt Ave	Semi-Detached	3	2	15	\$830K	\$805K
23 November, 2017	18 Walsh Ave	Detached	4	3	71	\$900K	\$865K
	54, 2315 Sheppard Ave	Townhouse	2	2	42	\$480K	\$475K

Data

Month, Day, Year of Sold Date	Address1	Property Type	Bedrooms	Washrooms	Days on the Market	List Price	Sold Price
24 November, 2017	82 Pelmo Cres	Detached	3	2	28	\$769K	\$717K
27 November, 2017	2, 125 Isaac Devins Blvd	Townhouse	1	1	5	\$240K	\$240K
	8, 133 Isaac Devins Blvd	Townhouse	2	1	7	\$380K	\$406K
30 November, 2017	20 Abraham Welsh Rd	Townhouse	3	3	122	\$672K	\$663K
1 December, 2017	11 Starview Dr	Semi-Detached	3	2	7	\$649K	\$645K
	1911, 3077 Weston Rd E	Condo	2	2	72	\$350K	\$335K
5 December, 2017	43, 2315 Sheppard Ave	Condo	1	1	76	\$350K	\$340K
7 December, 2017	37 Rockbank Cres	Semi-Detached	3	3	13	\$650K	\$639K
9 December, 2017	52 Farnsworth Dr	Detached	3	1	15	\$799K	\$730K
11 December, 2017	30 Portage Ave	Detached	2	2	4	\$689K	\$650K
	54 West Oak Cres	Townhouse	3	3	12	\$700K	\$684K
20 December, 2017	1702, 3077 Weston Rd	Condo	3	2	12	\$390K	\$385K
22 December, 2017	151, 80 Parrotta Dr	Townhouse	2	2	15	\$500K	\$487K
5 January, 2018	6, 2335 Sheppard Ave W	Townhouse	1	1	112	\$338K	\$325K
8 January, 2018	30 Walsh Ave	Detached	3	2	91	\$680K	\$650K
10 January, 2018	2875 Weston Rd	Detached	3	1	21	\$649K	\$639K
11 January, 2018	106 Gaydon Ave	Detached	4	2	5	\$900K	\$885K
22 January, 2018	98, 100 Parrotta Dr	Townhouse	2	2	42	\$480K	\$470K
23 January, 2018	2, 2335 Sheppard Ave W	Condo	1	1	43	\$340K	\$325K
25 January, 2018	72, 2315 Sheppard Ave W	Townhouse	2	2	44	\$500K	\$487K
21 February, 2018	20 Abraham Welsh Rd	Townhouse	3	3	16	\$680K	\$670K
22 February, 2018	104X Wendell Ave	Other	0	0	93	\$689K	\$630K
23 February, 2018	194 Gary Dr	Detached	3	2	9	\$760K	\$740K
28 February, 2018	2 Dalbeattie Ave	Detached	3	2	7	\$689K	\$630K
8 March, 2018	1 Aura Lea Blvd	Detached	3	4	97	\$1,000K	\$930K
	46 Sunset Tr	Detached	4	2	7	\$799K	\$785K
17 March, 2018	184 Bob Yuill Dr	Detached	3	4	15	\$1,000K	\$975K
21 March, 2018	24 Abraham Welsh Rd	Townhouse	4	4	6	\$719K	\$719K

Data

Month, Day, Year of Sold Date	Address1	Property Type	Bedrooms	Washrooms	Days on the Market	List Price	Sold Price
21 March, 2018	33 Parrotta Dr	Townhouse	3	3	7	\$680K	\$672K
23 March, 2018	103 Aura Lea Blvd	Detached	3	2	12	\$739K	\$725K