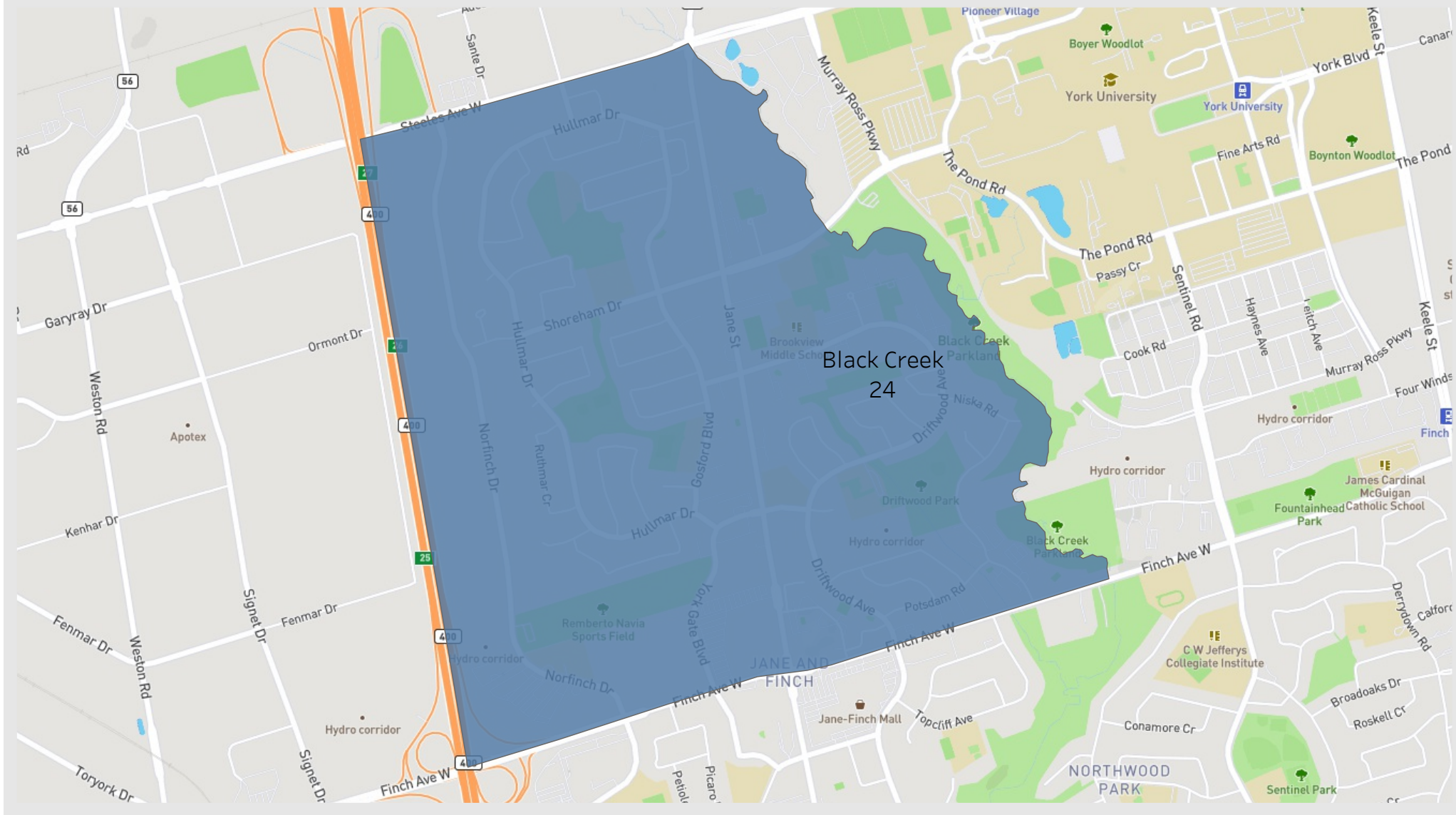
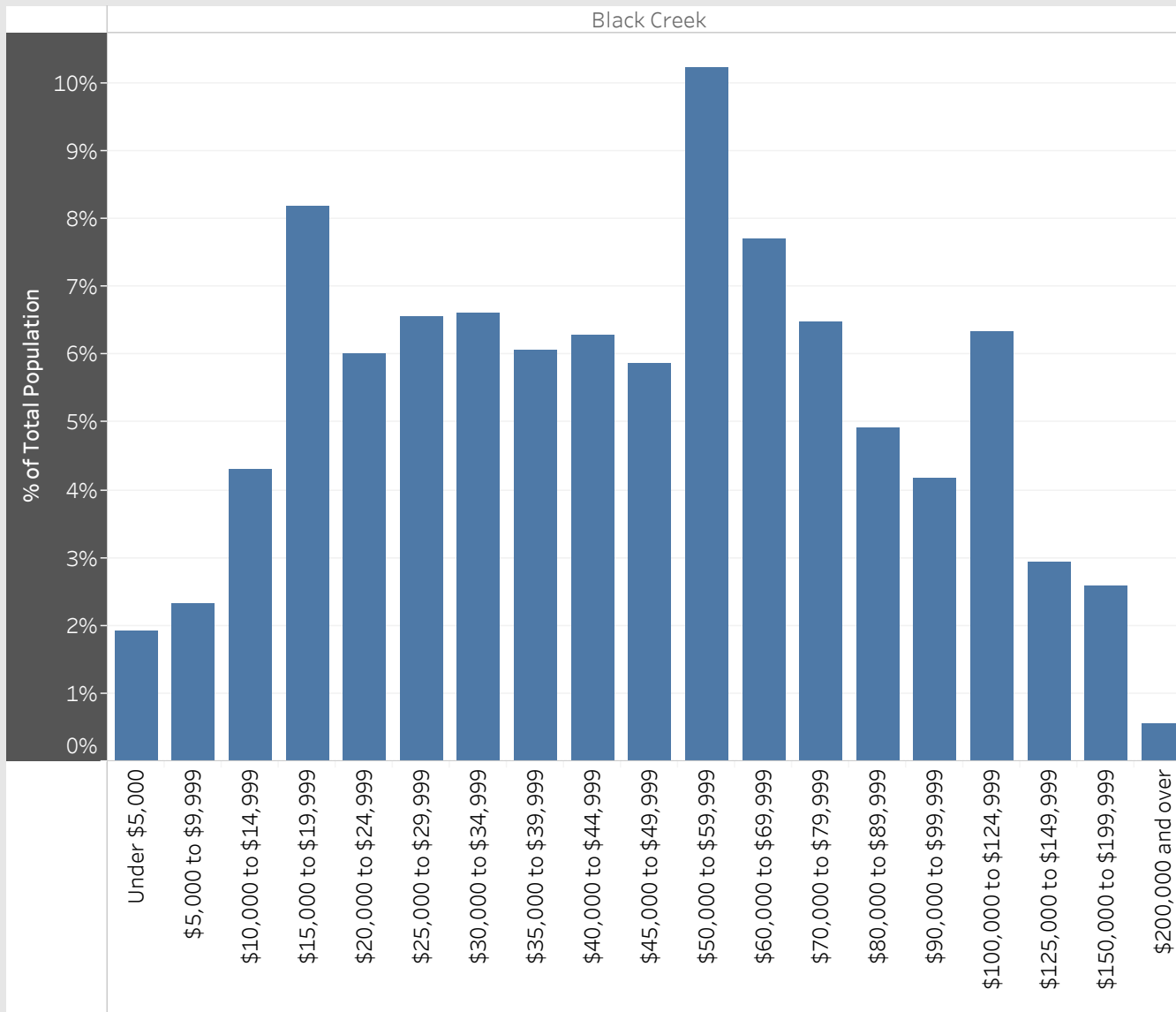


Black Creek  
Neighbourhood Breakdown  
July 1st, 2015 - March 31st, 2018

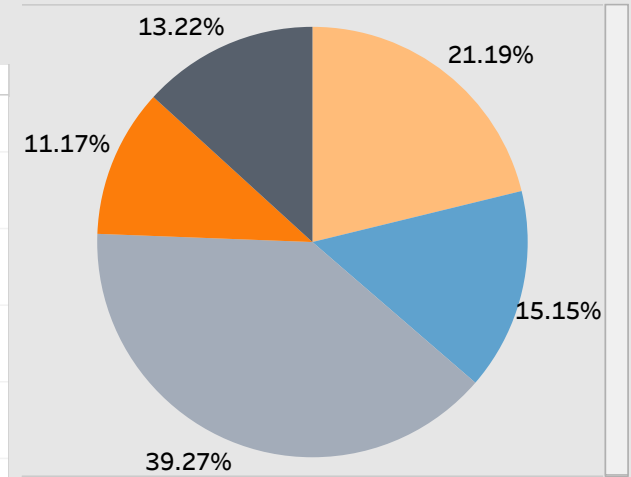


# 2016 StatsCan Data

## Household Income in Black Creek



## Age



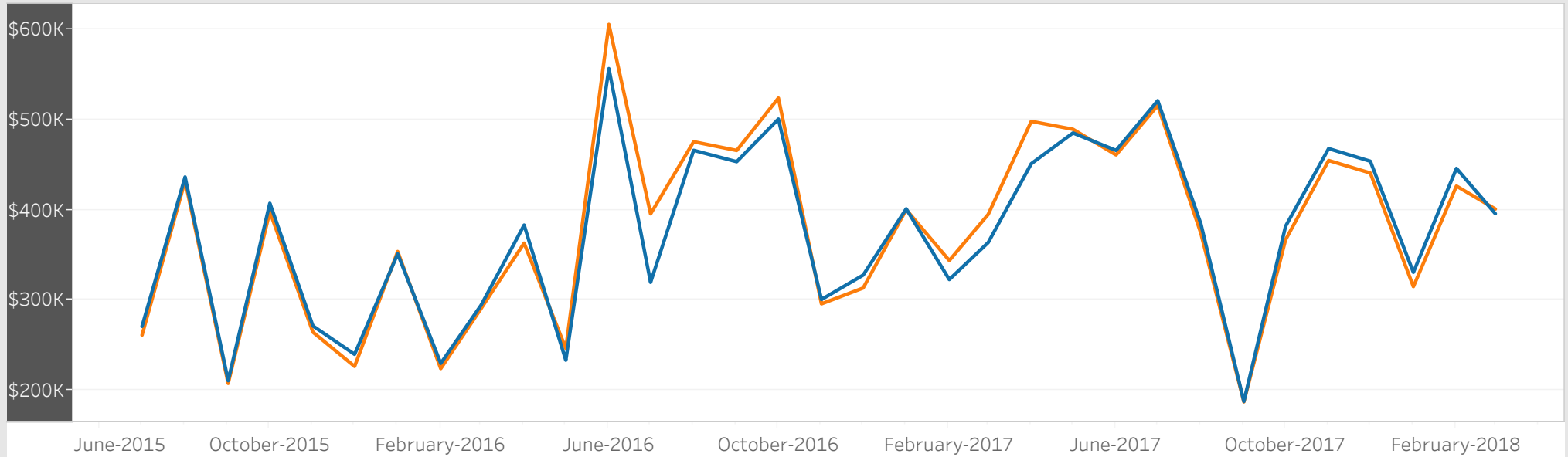
- Children (0-14 years)
- Youth (15-24 years)
- Working Age (25-54 years)
- Pre-retirement (55-64 years)
- Seniors (65+ years)

## Visible Minorities

Black	29.26%
Not a visible minority	19.11%
Southeast Asian	12.03%
South Asian	9.78%
Latin American	8.25%
Filipino	4.26%
Multiple visible minorities	3.66%
Visible minority; n.i.e.	3.64%
Chinese	3.54%
Arab	3.27%
West Asian	2.87%
Korean	0.19%
Japanese	0.14%

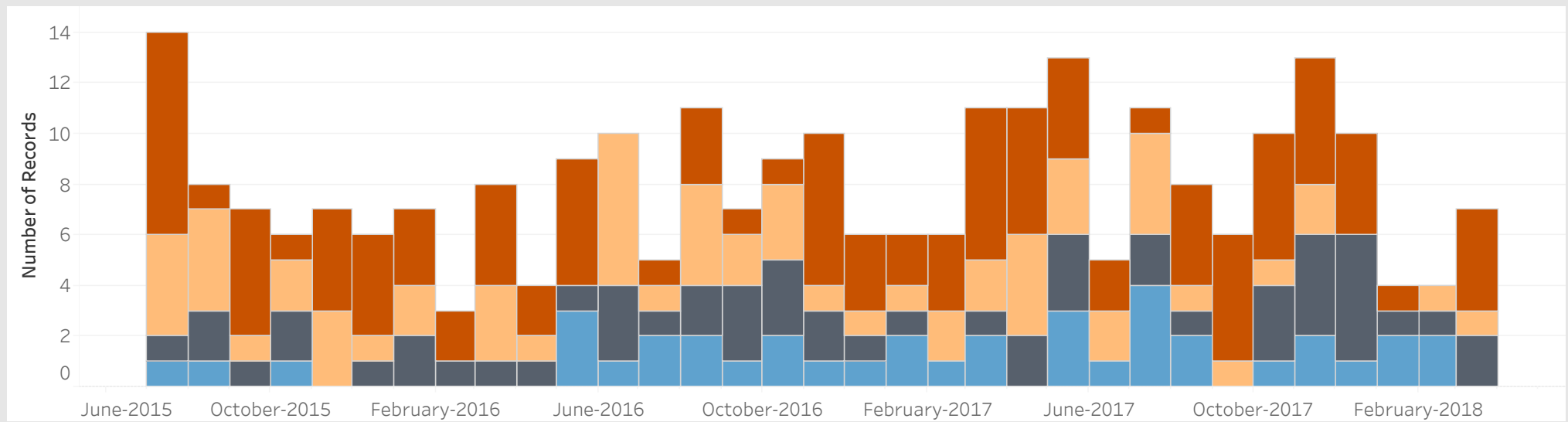
Average Sold Price vs. Average Ask Price in Black Creek

■ Avg. List Price    ■ Avg. Sold Price



Properties Sold in Black Creek by Month

■ Condo    ■ Detached    ■ Semi-Detached    ■ Townhouse



## Data

Month, Day, Year of Sold Date	Address1	Property Type	Bedrooms	Washrooms	Days on the Market	List Price	Sold Price
1 July, 2015	267 Hullmar Dr, Toronto	Semi-Detached	3	2	14	\$519K	\$495K
2 July, 2015	31 Secroft Cres, Toronto	Detached	3	1	52	\$465K	\$450K
6 July, 2015	107, 10 Tobermory Dr, Toronto	Condo	2	2	18	\$160K	\$157K
7 July, 2015	806, 345 Driftwood Ave, Toronto	Condo	3	1	4	\$113K	\$107K
12 July, 2015	49 Tobermory Dr, Toronto	Detached	4	3	33	\$649K	\$640K
	341, 4645 Jane St, Toronto	Condo	1	1	38	\$49K	\$35K
	524, 4673 Jane St, Toronto	Condo	1	1	33	\$49K	\$35K
	638, 4645 Jane St, Toronto	Condo	1	1	33	\$39K	\$30K
13 July, 2015	1206, 5 San Romano Way, Toronto	Condo	1	1	42	\$109K	\$101K
16 July, 2015	17 Bimini Cres, Toronto	Detached	6	2	10	\$549K	\$537K
21 July, 2015	61 Secroft Cres, Toronto	Detached	3	3	89	\$649K	\$630K
23 July, 2015	1510, 5 San Romano Way, Toronto	Condo	1	1	99	\$109K	\$105K
27 July, 2015	6, 17 Gosford Blvd, Toronto	Townhouse	3	3	6	\$290K	\$295K
30 July, 2015	903, 4673 Jane St, Toronto	Condo	1	1	63	\$44K	\$40K
11 August, 2015	35 Ruthmar Cres, Toronto	Semi-Detached	3	2	8	\$500K	\$545K
15 August, 2015	2 Bur Oak Way, Toronto	Townhouse	3	2	3	\$260K	\$254K
16 August, 2015	603, 335 Driftwood Ave, Toronto	Condo	2	1	28	\$120K	\$117K
18 August, 2015	69 Hullmar Dr, Toronto	Detached	3	2	27	\$495K	\$485K
24 August, 2015	17 Secroft Cres, Toronto	Detached	3	2		\$510K	\$490K
27 August, 2015	99 Gosford Blvd, Toronto	Semi-Detached	3	2	23	\$525K	\$505K
28 August, 2015	4 Fletcherdon Cres, Toronto	Detached	3	2	40	\$480K	\$460K
30 August, 2015	10 Bimini Cres, Toronto	Detached	2	2	27	\$600K	\$600K
3 September, 2015	307, 345 Driftwood Ave, Toronto	Condo	3	1	3	\$105K	\$105K
5 September, 2015	37 Bimini Cres, Toronto	Semi-Detached	3	1	4	\$430K	\$429K
7 September, 2015	601, 4689 Jane St, Toronto	Condo	2	1	52	\$45K	\$40K
14 September, 2015	211, 5 San Romanoway Way, Toronto	Condo	3	2	22	\$132K	\$125K
26 September, 2015	1105, 335 Driftwood Ave, Toronto	Condo	2	1	51	\$120K	\$116K
27 September, 2015	11 Blacksmith Cres, Toronto	Detached	3	2	26	\$599K	\$595K

## Data

Month, Day, Year of Sold Date	Address1	Property Type	Bedrooms	Washrooms	Days on the Market	List Price	Sold Price
29 September, 2015	830, 4645 Jane St, Toronto	Condo	1	2	13	\$45K	\$45K
5 October, 2015	84 Ruthmar Cres, Toronto	Semi-Detached	4	3	8	\$470K	\$460K
6 October, 2015	254 Hullmar Dr, Toronto	Semi-Detached	3	2	5	\$535K	\$535K
8 October, 2015	503, 335 Driftwood Ave, Toronto	Condo	2	1	50	\$95K	\$99K
10 October, 2015	2 Cobbler Cres, Toronto	Detached	4	2	27	\$469K	\$438K
15 October, 2015	55 Hullmar Dr, Toronto	Detached	3	2	1	\$619K	\$610K
16 October, 2015	2, 347 Driftwood Ave, Toronto	Townhouse	3	2	43	\$255K	\$245K
4 November, 2015	37 Wheatsheaf Cres, Toronto	Detached	4	2	17	\$479K	\$465K
23 November, 2015	504, 5 San Romano Way, Toronto	Condo	1	2	8	\$174K	\$165K
24 November, 2015	301, 335 Driftwood Ave, Toronto	Condo	2	2	21	\$162K	\$158K
	821, 4645 Jane St, Toronto	Condo	1	1	22	\$65K	\$56K
26 November, 2015	26 Cobbler Cres, Toronto	Detached	2	2	52	\$400K	\$394K
29 November, 2015	407, 10 Tobermory Dr, Toronto	Condo	2	2	26	\$150K	\$154K
30 November, 2015	77 Bloomington Cres, Toronto	Detached	3	2	5	\$470K	\$460K
3 December, 2015	114, 5 San Romano Way, Toronto	Condo	1	2	92	\$189K	\$168K
8 December, 2015	803, 4673 Jane St, Toronto	Condo	1	1	64	\$45K	\$20K
10 December, 2015	172 Hullmar Dr, Toronto	Semi-Detached	3	2	13	\$510K	\$480K
12 December, 2015	411, 345 Driftwood Ave, Toronto	Condo	3	2	2	\$145K	\$141K
22 December, 2015	7 Monaco Crt, Toronto	Detached	2	2	20	\$525K	\$525K
26 December, 2015	634, 4645 Jane St, Toronto	Condo	1	1	38	\$26K	\$26K
5 January, 2016	#1712, 5 San Romano Way, Toronto	Condo	1	2	20	\$159K	\$156K
10 January, 2016	24 Cobbler Cres, Toronto	Semi-Detached	2	2	84	\$420K	\$410K
	311 Niska Rd, Toronto	Detached	4	2	42	\$550K	\$535K
11 January, 2016	1403, 10 Tobermory Dr, Toronto	Condo	2	1	26	\$140K	\$141K
17 January, 2016	21 Blacksmith Cres, Toronto	Detached	3	2	3	\$499K	\$555K
21 January, 2016	#1205, 10 Tobermory Dr	Condo	2	1	24	\$145K	\$144K
25 January, 2016	107 Bamford Cres	Semi-Detached	3	2	19	\$545K	\$535K
10 February, 2016	211, 5 San Romanoway Way	Condo	3	2	22	\$219K	\$215K

## Data

Month, Day, Year of Sold Date	Address1	Property Type	Bedrooms	Washrooms	Days on the Market	List Price	Sold Price
11 February, 2016	51 Cobbler Cres	Semi-Detached	2	2	161	\$429K	\$415K
17 February, 2016	301, 4689 Jane St	Condo	2	1	12	\$42K	\$43K
2 March, 2016	501, 4689 Jane St	Condo	2	1	2	\$50K	\$44K
6 March, 2016	50 Wilmont Dr	Detached	4	4	17	\$629K	\$597K
8 March, 2016	49 Ruthmar Cres	Semi-Detached	3	2	7	\$400K	\$430K
16 March, 2016	50 Cobbler Cres	Detached	2	2	12	\$445K	\$443K
21 March, 2016	730, 4645 Jane St, Toronto	Condo	1	1	11	\$26K	\$25K
	819, 4645 Jane St	Condo	1	1	47	\$40K	\$36K
22 March, 2016	50 Secroft Cres	Detached	4	2	159	\$575K	\$560K
29 March, 2016	1102, 335 Driftwood Ave	Condo	3	2	14	\$190K	\$189K
11 April, 2016	1903, 5 San Romano Way	Condo	2	2	32	\$169K	\$158K
13 April, 2016	109 Bamford Cres	Semi-Detached	3	2	6	\$539K	\$524K
18 April, 2016	43 Tobermory Dr	Detached	6	5	17	\$679K	\$630K
19 April, 2016	#1105, 10 Tobermory Dr	Condo	2	1	19	\$145K	\$140K
2 May, 2016	1, 368 Driftwood Ave	Townhouse	3	2	21	\$256K	\$256K
3 May, 2016	64, 79 Driftwood Ave	Townhouse	4	3	22	\$240K	\$230K
6 May, 2016	1102, 345 Driftwood Ave	Condo	3	2	20	\$190K	\$180K
9 May, 2016	808, 5 San Romanoway Way	Condo	1	1	60	\$129K	\$117K
13 May, 2016	203, 5 San Romano Way	Condo	2	2	10	\$173K	\$177K
17 May, 2016	709, 4673 Jane St	Condo	2	1	124	\$85K	\$58K
18 May, 2016	#2, 1 Gosford Blvd	Townhouse	3	3	7	\$300K	\$415K
26 May, 2016	4 Hisey Cres	Semi-Detached	3	2	9	\$500K	\$590K
	202, 5 San Romano Way	Condo	3	2	23	\$229K	\$195K
1 June, 2016	75 Ruthmar Cres	Semi-Detached	3	2	6	\$550K	\$545K
2 June, 2016	17 Secroft Cres	Detached	3	2	8	\$599K	\$781K
8 June, 2016	21 Hullmar Dr	Detached	3	2	1	\$509K	\$550K
9 June, 2016	6 Kinnie Crt	Detached	3	2	22	\$699K	\$690K
16 June, 2016	3 Forge Dr	Detached	3	2	8	\$659K	\$650K

Data

Month, Day, Year of Sold Date	Address1	Property Type	Bedrooms	Washrooms	Days on the Market	List Price	Sold Price
18 June, 2016	32 Fletcherdon Cres	Semi-Detached	3	2	4	\$599K	\$650K
19 June, 2016	9, 374 Driftwood Ave	Townhouse	3	2	10	\$249K	\$325K
23 June, 2016	65 Secroft Cres	Detached	3	2	8	\$499K	\$548K
	96 Bamford Cres	Semi-Detached	3	2	7	\$599K	\$641K
28 June, 2016	9 Fletcherdon Cres	Detached	3	3	6	\$599K	\$670K
4 July, 2016	57 Blacksmith Cres	Detached	3	2	5	\$599K	\$750K
5 July, 2016	3, 351 Driftwood Ave	Townhouse	3	2	7	\$219K	\$251K
18 July, 2016	730, 4645 Janes St	Condo	1	1	5	\$31K	\$31K
21 July, 2016	11, 368 Driftwood Ave	Townhouse	3	3	7	\$249K	\$345K
24 July, 2016	4 Stong Crt	Semi-Detached	5	2	2	\$500K	\$600K
7 August, 2016	103 Bamford Cres	Semi-Detached	3	2	22	\$648K	\$635K
8 August, 2016	12 Laskay Cres	Detached	3	2	46	\$690K	\$682K
10 August, 2016	405, 5 San Romanoway Way	Condo	2	2	12	\$185K	\$172K
15 August, 2016	8, 17 Gosford Blvd	Townhouse	4	2	11	\$300K	\$350K
16 August, 2016	76 Wheatsheaf Cres	Semi-Detached	4	3	11	\$599K	\$594K
26 August, 2016	635, 4645 Jane St	Condo	3	2	3	\$79K	\$66K
27 August, 2016	19 Hullmar Dr	Detached	4	3	10	\$700K	\$790K
	1410, 5 San Romanoway Way	Condo	1	1	121	\$124K	\$118K
31 August, 2016	3, 380 Driftwood Ave	Townhouse	4	3	14	\$349K	\$330K
	8 Secroft Cres	Detached	3	2	9	\$700K	\$685K
	21 Blacksmith Cres	Detached	3	3	8	\$749K	\$805K
11 September, 2016	76 Hullmar Dr	Detached	3	2	5	\$500K	\$558K
12 September, 2016	7, 374 Driftwood Ave	Townhouse	4	3	34	\$348K	\$370K
14 September, 2016	21 Forge Dr	Detached	3	2	15	\$510K	\$501K
21 September, 2016	6 Ruthmar Cres	Semi-Detached	3	2	7	\$500K	\$545K
23 September, 2016	1512, 5 San Romanoway Way	Condo	2	2	17	\$165K	\$152K
26 September, 2016	132 Hullmar Dr	Semi-Detached	3	2	4	\$550K	\$558K
27 September, 2016	85 Laskay Cres	Semi-Detached	3	2	5	\$599K	\$575K

## Data

Month, Day, Year of Sold Date	Address1	Property Type	Bedrooms	Washrooms	Days on the Market	List Price	Sold Price
1 October, 2016	26 Bloomington Cres	Detached	3	2	8	\$600K	\$620K
5 October, 2016	109 Hisey Cres	Semi-Detached	3	2	34	\$669K	\$628K
	307, 335 Driftwood Ave	Condo	2	1	23	\$180K	\$178K
6 October, 2016	2 Cobbler Cres	Detached	4	3	15	\$599K	\$680K
13 October, 2016	16, 366 Driftwood Ave	Townhouse	4	3	22	\$355K	\$350K
19 October, 2016	82 Laskay Cres	Semi-Detached	3	2	34	\$650K	\$640K
25 October, 2016	6, 25 Gosford Blvd	Townhouse	4	2	13	\$350K	\$351K
26 October, 2016	72 Ruthmar Cres	Semi-Detached	4	2	20	\$500K	\$615K
31 October, 2016	15 Artech Crt	Detached	4	2	9	\$600K	\$650K
1 November, 2016	409, 4689 Jane St	Condo	2	1	15	\$80K	\$68K
8 November, 2016	54 Cobbler Cres	Detached	2	2	18	\$539K	\$503K
10 November, 2016	135 Shoreham Dr	Semi-Detached	3	2	10	\$635K	\$625K
18 November, 2016	905, 5 San Romano Way	Condo	2	2	45	\$179K	\$177K
24 November, 2016	7, 366 Driftwood Ave	Townhouse	3	2	8	\$250K	\$285K
	1007, 335 Driftwood Ave	Condo	2	1	107	\$180K	\$173K
25 November, 2016	901, 5 San Romano Way	Condo	3	2	104	\$200K	\$190K
	909, 335 Driftwood Ave	Condo	2	1	40	\$170K	\$162K
28 November, 2016	78 Wheatsheaf Cres	Semi-Detached	4	3	6	\$579K	\$590K
29 November, 2016	602, 10 Tobermory Dr	Condo	2	1	18	\$195K	\$185K
5 December, 2016	610, 5 San Romano Way	Condo	1	1	21	\$123K	\$110K
12 December, 2016	122, 4765 Jane St	Townhouse	3	2	5	\$130K	\$120K
13 December, 2016	48 Hoover Cres	Detached	4	3	18	\$749K	\$725K
	1812, 5 San Romano Way	Condo	2	2	17	\$185K	\$180K
16 December, 2016	159 Shoreham Dr	Semi-Detached	3	2	64	\$580K	\$560K
21 December, 2016	1002, 335 Driftwood Ave	Condo	3	2	34	\$199K	\$185K
5 January, 2017	33 Bimini Cres W	Semi-Detached	4	2	21	\$669K	\$669K
14 January, 2017	67 Hullmar Dr	Detached	3	2	11	\$770K	\$744K
17 January, 2017	1206, 5 San Romano Way	Condo	1	1	71	\$129K	\$117K



## Data

Month, Day, Year of Sold Date	Address1	Property Type	Bedrooms	Washrooms	Days on the Market	List Price	Sold Price
18 January, 2017	5, 27 Gosford Blvd	Townhouse	3	3	21	\$399K	\$416K
22 January, 2017	1, 9 Gosford Blvd	Townhouse	3	2	5	\$400K	\$416K
30 January, 2017	723, 4645 Jane St	Condo	1	1	41	\$39K	\$38K
3 February, 2017	223 Driftwood Ave	Detached	3	2	43	\$700K	\$685K
13 February, 2017	1808, 5 San Romano Way	Condo	1	1	25	\$99K	\$120K
19 February, 2017	304, 4689 Jane St	Condo	2	1	104	\$73K	\$62K
20 February, 2017	76 Hullmar Dr	Detached	3	2	6	\$525K	\$651K
24 February, 2017	3, 368 Driftwood Ave	Townhouse	3	3	6	\$350K	\$345K
	1109, 335 Driftwood Ave	Condo	2	1	7	\$190K	\$200K
4 March, 2017	57 Blacksmith Cres S	Detached	3	2	3	\$799K	\$880K
5 March, 2017	6, 25 Gosford Blvd	Townhouse	4	3	16	\$499K	\$490K
7 March, 2017	511, 335 Driftwood Ave	Condo	3	2	46	\$199K	\$206K
10 March, 2017	20 Wheelwright Cres	Detached	4	2	4	\$800K	\$888K
14 March, 2017	711, 335 Driftwood Ave	Condo	3	2	18	\$251K	\$255K
17 March, 2017	305, 4689 Jane St	Condo	2	1	17	\$69K	\$69K
	626, 4645 Jane St	Condo	2	1	85	\$69K	\$67K
22 March, 2017	52 Ruthmar Cres	Semi-Detached	5	3	4	\$599K	\$655K
24 March, 2017	823, 4645 Jane St	Condo	2	1	29	\$82K	\$78K
31 March, 2017	10, 17 Gosford Blvd	Townhouse	3	3	11	\$399K	\$500K
	603, 10 Tobermory Dr	Condo	2	1	12	\$235K	\$255K
8 April, 2017	73 Fletcherdon Cres	Detached	3	2	9	\$550K	\$615K
11 April, 2017	Ph02, 10 Tobermory Dr	Condo	2	1	35	\$230K	\$228K
12 April, 2017	14 Laskay Cres	Detached	3	2	7	\$700K	\$825K
15 April, 2017	117 Hullmar Dr	Detached	3	2	9	\$799K	\$805K
18 April, 2017	501, 345 Driftwood Ave	Condo	3	2	20	\$300K	\$295K
19 April, 2017	65 Fletcherdon Cres	Detached	4	2	7	\$499K	\$715K
	529, 4645 Jane St	Condo	2	1	26	\$75K	\$75K
22 April, 2017	65 Wheatsheaf Cres	Semi-Detached	4	2	1	\$699K	\$750K

## Data

Month, Day, Year of Sold Date	Address1	Property Type	Bedrooms	Washrooms	Days on the Market	List Price	Sold Price
24 April, 2017	12 Stong Crt	Semi-Detached	4	2	10	\$649K	\$715K
26 April, 2017	1609, 5 San Romano Way	Condo	2	2	115	\$180K	\$167K
27 April, 2017	812, 345 Driftwood Ave	Condo	3	2	22	\$279K	\$285K
1 May, 2017	7, 366 Driftwood Ave	Townhouse	3	2	2	\$400K	\$410K
2 May, 2017	27 Bimini Cres	Semi-Detached	3	2	15	\$580K	\$577K
3 May, 2017	19 Fletcherdon Cres	Detached	5	3	9	\$549K	\$680K
6 May, 2017	203 Driftwood Ave	Detached	4	2	11	\$699K	\$660K
11 May, 2017	6 Dovehaven Crt	Semi-Detached	3	2	13	\$600K	\$690K
12 May, 2017	69 Wheatsheaf Cres	Semi-Detached	3	2	8	\$650K	\$643K
15 May, 2017	705, 10 Tobermory Dr	Condo	2	1	32	\$250K	\$242K
19 May, 2017	7, 25 Gosford Blvd	Townhouse	3	2	17	\$440K	\$416K
20 May, 2017	7, 15 Gosford Blvd	Townhouse	3	2	19	\$488K	\$460K
23 May, 2017	1112, 335 Driftwood Ave	Condo	3	2	47	\$260K	\$250K
24 May, 2017	702, 10 Tobermory Dr	Condo	2	1	9	\$270K	\$268K
29 May, 2017	351 Hullmar Dr	Detached	3	3	12	\$829K	\$784K
31 May, 2017	Ph07, 10 Tobermory Dr	Condo	3	2	45	\$289K	\$276K
2 June, 2017	6 Wheatsheaf Cres	Detached	3	2	4	\$605K	\$606K
9 June, 2017	73 Blacksmith Cres	Detached	3	2	9	\$750K	\$725K
15 June, 2017	10, 25 Gosford Blvd	Townhouse	3	3	7	\$429K	\$430K
	807, 345 Driftwood Ave	Condo	2	1	27	\$279K	\$279K
16 June, 2017	706, 10 Tobermory Dr	Condo	3	2	13	\$265K	\$263K
3 July, 2017	4, 378 Driftwood Ave	Townhouse	3	3	20	\$380K	\$380K
6 July, 2017	72 Wilmont Dr	Detached	3	2	15	\$700K	\$675K
10 July, 2017	9, 366 Driftwood Ave	Townhouse	3	3	20	\$380K	\$385K
19 July, 2017	15 Wilmont Dr	Semi-Detached	3	2	10	\$635K	\$635K
20 July, 2017	504, 345 Driftwood Ave	Condo	2	1	13	\$249K	\$232K
24 July, 2017	11 Hullmar Dr	Detached	5	3	28	\$749K	\$740K
26 July, 2017	1, 380 Driftwood Ave	Townhouse	3	2	21	\$350K	\$400K

## Data

Month, Day, Year of Sold Date	Address1	Property Type	Bedrooms	Washrooms	Days on the Market	List Price	Sold Price
28 July, 2017	16 Hullmar Dr	Detached	3	2	15	\$690K	\$674K
	86 Bloomington Cres	Detached	3	2	24	\$755K	\$730K
31 July, 2017	1, 351 Driftwood Ave	Townhouse	4	1	28	\$290K	\$278K
	49 Ruthmar Cres	Semi-Detached	3	2	71	\$549K	\$540K
4 August, 2017	1108, 10 Tobermory Dr	Condo	2	1	13	\$259K	\$245K
8 August, 2017	5, 382 Driftwood Ave	Townhouse	3	2	4	\$300K	\$325K
10 August, 2017	211, 335 Driftwood Ave	Condo	3	2	35	\$255K	\$265K
15 August, 2017	275 Hullmar Dr	Semi-Detached	3	3	39	\$780K	\$720K
	1909, 5 San Romano Way	Condo	2	2	49	\$180K	\$172K
23 August, 2017	24, 25 Gosford Blvd	Townhouse	3	2	11	\$479K	\$470K
25 August, 2017	426, 4645 Jane St	Condo	2	1	70	\$79K	\$76K
31 August, 2017	83 Fletcherdon Cres	Detached	4	3	27	\$745K	\$720K
5 September, 2017	Ph07, 10 Tobermory Dr	Condo	3	2	63	\$279K	\$268K
11 September, 2017	5 Secroft Cres	Detached	3	1	3	\$549K	\$595K
13 September, 2017	336, 4645 Jane St	Condo	2	1	21	\$75K	\$67K
14 September, 2017	812, 4673 Jane St	Condo	3	2	62	\$110K	\$105K
16 September, 2017	806, 4673 Jane St	Condo	1	1	87	\$57K	\$41K
24 September, 2017	615, 4673 Jane St	Condo	1	1	3	\$57K	\$48K
1 October, 2017	1808, 5 San Romano Way	Condo	1	1	3	\$200K	\$187K
5 October, 2017	65 Bloomington Cres	Detached	4	5	13	\$735K	\$715K
10 October, 2017	24 Wilmont Dr	Semi-Detached	3	2	28	\$650K	\$640K
14 October, 2017	618, 4673 Jane St	Condo	2	1	11	\$93K	\$72K
17 October, 2017	416, 4673 Jane St E	Condo	2	1	26	\$80K	\$77K
21 October, 2017	404, 10 Tobermory Dr	Condo	2	1	45	\$246K	\$235K
24 October, 2017	296 Hullmar Dr	Semi-Detached	3	2	21	\$650K	\$630K
	335, 4645 Jane St	Condo	2	1	52	\$85K	\$83K
25 October, 2017	#20, 366 Driftwood Ave	Townhouse	4	2	6	\$389K	\$380K
29 October, 2017	30 Bamford Cres	Semi-Detached	3	2	33	\$689K	\$648K

Data

Month, Day, Year of Sold Date	Address1	Property Type	Bedrooms	Washrooms	Days on the Market	List Price	Sold Price
2 November, 2017	1006, 345 Driftwood Ave	Condo	2	1	51	\$250K	\$249K
	1209, 345 Driftwood Ave	Condo	2	1	23	\$235K	\$220K
8 November, 2017	208 Hullmar Dr	Semi-Detached	3	2	49	\$750K	\$719K
15 November, 2017	19, 366 Driftwood Ave	Townhouse	3	3	13	\$369K	\$375K
	282 Driftwood Ave	Detached	3	2	28	\$729K	\$700K
16 November, 2017	10 Hoover Cres	Semi-Detached	4	2	31	\$599K	\$630K
18 November, 2017	34 Ruthmar Cres	Semi-Detached	4	2	9	\$670K	\$655K
19 November, 2017	338, 4645 Jane St	Condo	2	1	27	\$80K	\$80K
22 November, 2017	27 Bimini Cres	Semi-Detached	3	2	22	\$690K	\$677K
23 November, 2017	215, 10 Tobermory Dr	Condo	3	2	28	\$270K	\$270K
24 November, 2017	24, 384 Driftwood Ave	Townhouse	4	2	16	\$399K	\$389K
	55 Hoover Cres	Detached	3	2	41	\$699K	\$682K
	1214, 5 San Romano Way	Condo	3	2	42	\$339K	\$263K
5 December, 2017	1104, 345 Driftwood Ave	Condo	2	1	28	\$230K	\$220K
7 December, 2017	70 Wheatsheaf Cres	Semi-Detached	4	2	149	\$619K	\$600K
8 December, 2017	302, 335 Driftwood Ave	Condo	3	2	38	\$250K	\$245K
	523, 4673 Jane St	Condo	2	1	3	\$89K	\$83K
10 December, 2017	12, 384 Driftwood Ave	Townhouse	4	3	59	\$400K	\$386K
17 December, 2017	84 Hisey Cres	Semi-Detached	3	2	23	\$669K	\$650K
18 December, 2017	102 Hisey Cres	Semi-Detached	3	2	46	\$669K	\$655K
21 December, 2017	1209, 335 Driftwood Ave	Condo	2	1	13	\$239K	\$230K
28 December, 2017	89 Hisey Cres	Semi-Detached	3	2	15	\$675K	\$665K
29 December, 2017	27 Bamford Cres	Semi-Detached	4	2	66	\$696K	\$672K
3 January, 2018	35 Bamford Cres	Semi-Detached	3	2	39	\$650K	\$630K
14 January, 2018	132, 4709 Jane St	Townhouse	4	2	149	\$144K	\$115K
18 January, 2018	21, 384 Driftwood Ave	Townhouse	4	3	14	\$430K	\$418K
24 January, 2018	426, 4645 Jane St	Condo	2	1	28	\$99K	\$97K
5 February, 2018	5, 351 Driftwood Ave	Townhouse	3	2	3	\$378K	\$348K

## Data

Month, Day, Year of Sold Date	Address1	Property Type	Bedrooms	Washrooms	Days on the Market	List Price	Sold Price
5 February, 2018	10 Cobbler Cres	Detached	2	2	10	\$570K	\$557K
21 February, 2018	97 Gosford Blvd	Semi-Detached	3	2	9	\$665K	\$655K
	148, 4645 Jane St	Townhouse	4	2	134	\$170K	\$145K
1 March, 2018	323 Niska Rd	Detached	3	2	9	\$770K	\$770K
9 March, 2018	46 Laskay Cres	Semi-Detached	4	3	6	\$599K	\$672K
16 March, 2018	604, 10 Tobermory Dr	Condo	2	1	3	\$250K	\$240K
21 March, 2018	307, 345 Driftwood Ave	Condo	2	1	25	\$275K	\$272K
23 March, 2018	441, 4645 Jane St	Condo	2	1	41	\$95K	\$86K
	632, 4645 Jane St	Condo	2	1	12	\$115K	\$115K
26 March, 2018	137 Shoreham Dr	Semi-Detached	3	2	32	\$665K	\$650K