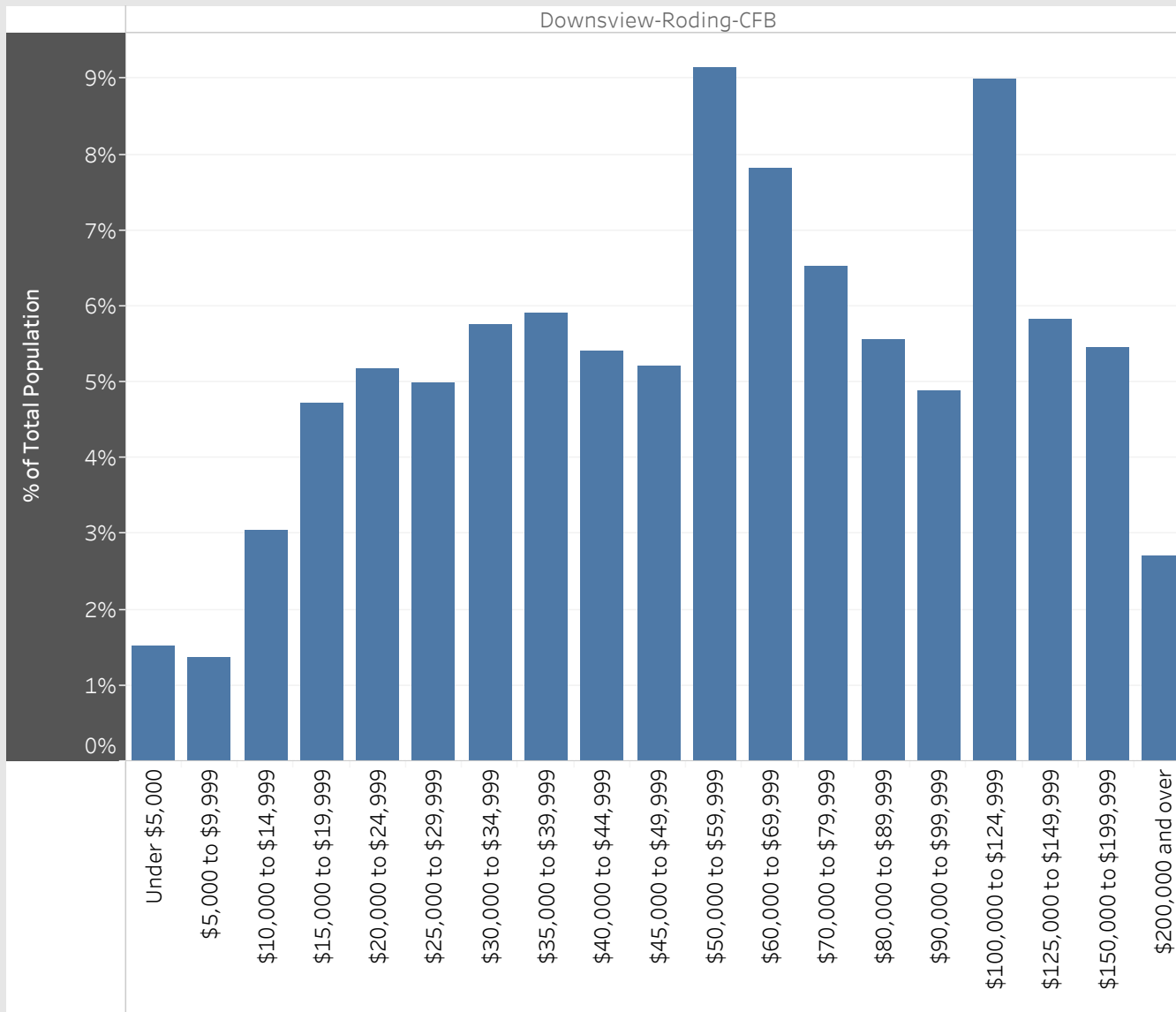


Downsview-Roding-CFB  
Neighbourhood Breakdown  
July 1st, 2015 - March 31st, 2018

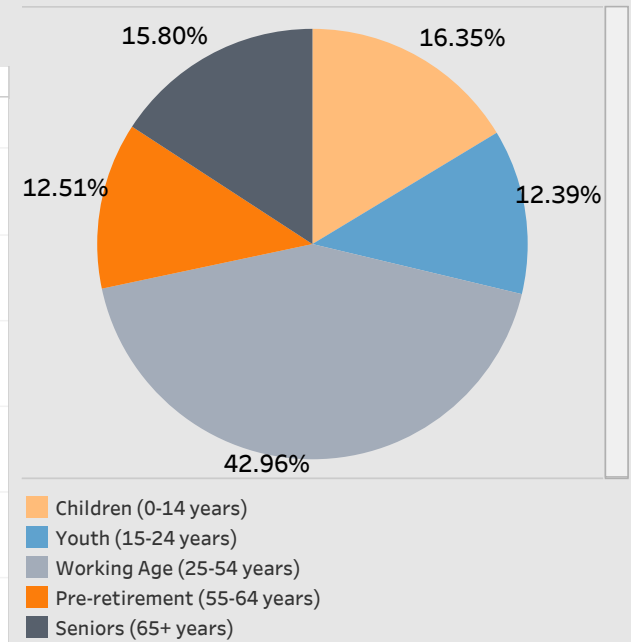


# 2016 StatsCan Data

## Household Income in Downsview-Roding-CFB



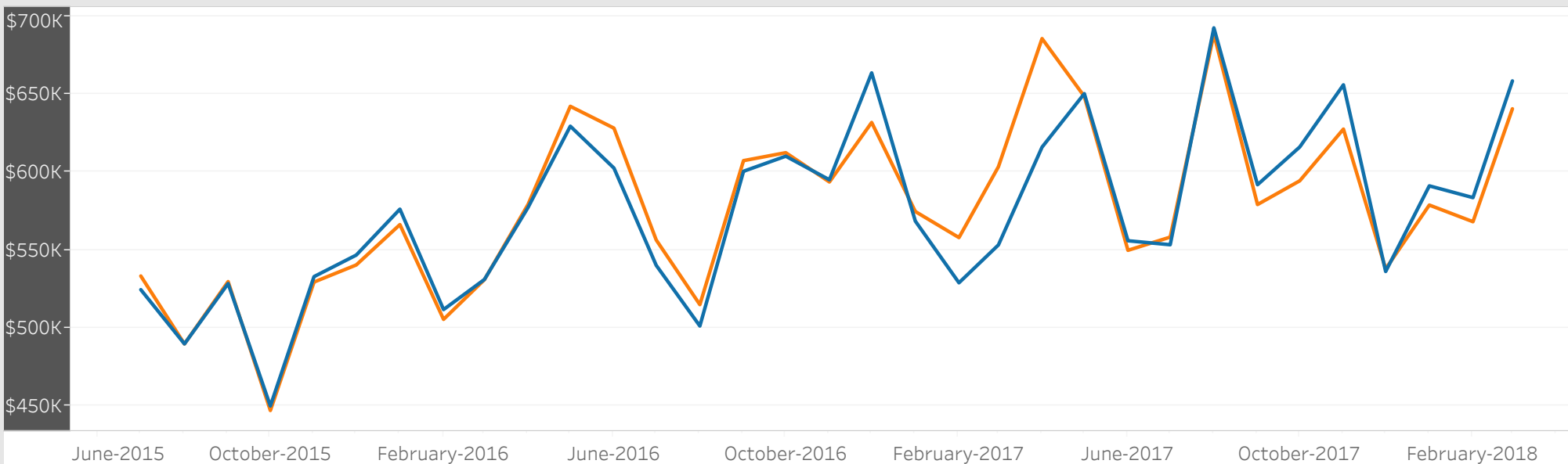
## Age



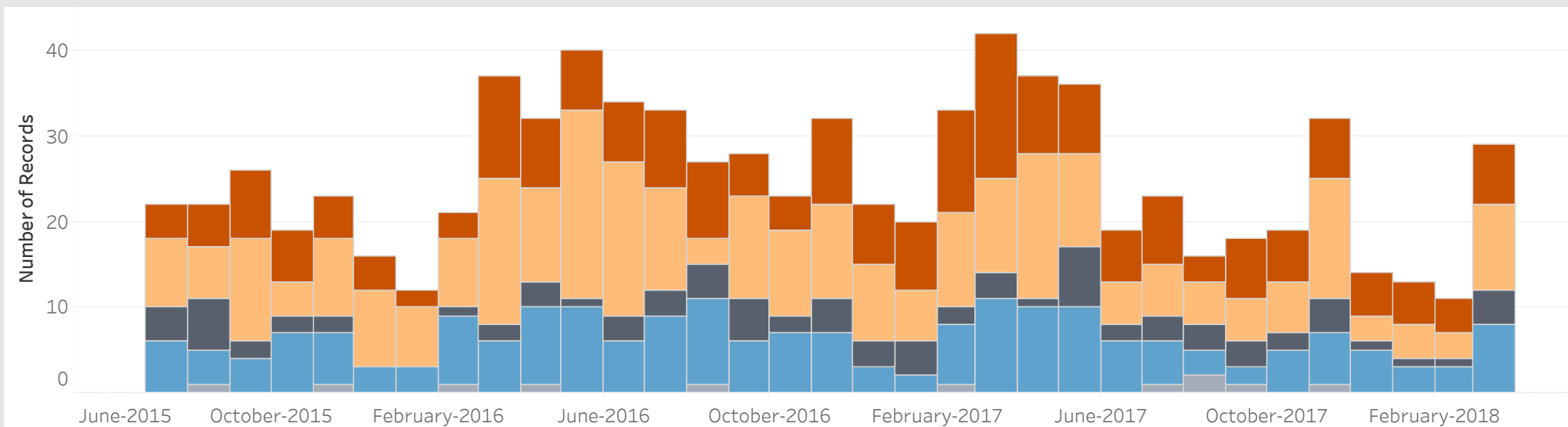
## Visible Minorities

Not a visible minority	42.69%
Black	15.58%
Filipino	12.96%
Latin American	10.30%
Southeast Asian	5.90%
South Asian	3.94%
Multiple visible minorities	2.56%
Chinese	2.23%
West Asian	1.46%
Visible minority; n.i.e.	1.14%
Arab	0.73%
Korean	0.37%
Japanese	0.14%

### Average Sold Price vs. Average Ask Price in Downsview-Roding-CFB



### Properties Sold in Downsview-Roding-CFB by Month



## Data

Month, Day, Year of Sold Date	Address1	Property Type	Bedrooms	Washrooms	Days on the Market	List Price	Sold Price
5 July, 2015	103, 1070 Sheppard Ave, Toronto	Condo	1	2	27	\$458K	\$450K
6 July, 2015	73 Jim Baird Mews, Toronto	Townhouse	3	3	76	\$480K	\$471K
	712, 1060 Sheppard Ave, Toronto	Condo	1	1	40	\$330K	\$323K
9 July, 2015	84 Norman Wesley Way, Toronto	Townhouse	3	4	2	\$469K	\$515K
11 July, 2015	6 Denbigh Cres, Toronto	Semi-Detached	4	3	7	\$600K	\$625K
	69 Jim Baird Mews, Toronto	Townhouse	3	3	8	\$470K	\$460K
14 July, 2015	50 Forthbridge Cres, Toronto	Detached	3	2	15	\$599K	\$625K
	55 Jim Baird Mews, Toronto	Townhouse	3	3	41	\$480K	\$475K
	281 Epsom Downs Dr, Toronto	Semi-Detached	3	3	71	\$510K	\$495K
16 July, 2015	3232 Keele St, Toronto	Semi-Detached	6	3	28	\$640K	\$640K
17 July, 2015	62 Deevale Rd, Toronto	Detached	3	3	2	\$720K	\$715K
20 July, 2015	46 Tavistock Rd, Toronto	Detached	3	2	12	\$640K	\$695K
22 July, 2015	61 Lexfield Ave, Toronto	Detached	3	3	8	\$550K	\$625K
	918, 1070 Sheppard Ave, Toronto	Condo	1	1	44	\$290K	\$280K
23 July, 2015	2 Yvonne Ave, Toronto	Detached	4	3	8	\$549K	\$545K
24 July, 2015	154 Troutbrooke Dr, Toronto	Townhouse	3	3	31	\$490K	\$482K
27 July, 2015	16 Skipton Crt, Toronto	Detached	3	2	22	\$585K	\$580K
	42 Marlinton Cres, Toronto	Semi-Detached	3	2	20	\$500K	\$495K
	63 Blaydon Ave, Toronto	Detached	2	2	6	\$650K	\$687K
	318, 1060 Sheppard Ave, Toronto	Condo	1	2	1	\$328K	\$334K
28 July, 2015	106 Hallsport Cres, Toronto	Detached	3	2	1	\$698K	\$715K
29 July, 2015	83 Odoardo Di Santo Circ, Toronto	Townhouse	3	3	66	\$504K	\$500K
3 August, 2015	15 James Finlay Way, Toronto	Condo	1	1	22	\$320K	\$319K
	1629 Sheppard Ave, Toronto	Other			29	\$505K	
10 August, 2015	117 Torbarrie Rd, Toronto	Townhouse	3	4	97	\$485K	\$476K
	728, 15 James Finlay Way, Toronto	Condo	1	1	19	\$165K	\$164K
11 August, 2015	40 Gravenhurst Ave, Toronto	Semi-Detached	3	2	13	\$499K	\$498K
12 August, 2015	15 James Finlay Way, Toronto	Condo	1	2	30	\$393K	\$386K

## Data

Month, Day, Year of Sold Date	Address1	Property Type	Bedrooms	Washrooms	Days on the Market	List Price	Sold Price
13 August, 2015	7 Tumpane St, Toronto	Detached	2	2	16	\$635K	\$626K
	27 Dubray Ave, Toronto	Semi-Detached	3	2	7	\$500K	\$540K
14 August, 2015	71 Calvington Dr, Toronto	Detached	5	4	93	\$729K	\$650K
15 August, 2015	25 Newlin Cres, Toronto	Semi-Detached	4	3	9	\$500K	\$577K
	32 Whitley Ave, Toronto	Detached	3	2	12	\$720K	\$685K
	1471 Wilson Ave, Toronto	Semi-Detached	3	2	3	\$510K	\$510K
18 August, 2015	401, 1445 Wilson Ave, Toronto	Condo	2	2	85	\$180K	\$190K
19 August, 2015	105 Whitley Ave, Toronto	Detached	4	2	8	\$549K	\$560K
20 August, 2015	92 Joseph Griffith Lane, Toronto	Townhouse	3	3	57	\$469K	\$460K
	2116, 55 George Appleton Way, Toronto	Townhouse	2	2	6	\$465K	\$455K
23 August, 2015	401, 1445 Wilson Ave, Toronto	Condo	2	2		\$180K	\$190K
24 August, 2015	79 Troutbrooke Dr, Toronto	Detached	3	2	46	\$675K	\$675K
25 August, 2015	50 Victory Dr, Toronto	Detached	4	4	7	\$800K	\$845K
	84 Downsview Ave, Toronto	Semi-Detached	3	2	11	\$490K	\$490K
27 August, 2015	64 Chalkfarm Dr, Toronto	Semi-Detached	3	3	5	\$525K	\$517K
30 August, 2015	2101, 55 George Appleton Way, Toronto	Townhouse	2	2	5	\$480K	\$470K
1 September, 2015	41 Whitburn Cres, Toronto	Detached	3	2	5	\$650K	\$669K
	54 Odoardo Di Santo Circ, Toronto	Townhouse	3	4	5	\$515K	\$519K
2 September, 2015	1 Bayford Ave, Toronto	Detached	3	2	16	\$599K	\$617K
	902, 1 De Boers Dr, Toronto	Condo	1	2	35	\$325K	\$321K
3 September, 2015	18 Sinton Crt, Toronto	Detached	3	2	12	\$739K	\$712K
	145 Torbarrie Rd, Toronto	Townhouse	3	2	11	\$469K	\$465K
8 September, 2015	80 Jim Baird Mews, Toronto	Townhouse	3	4	20	\$485K	\$480K
10 September, 2015	64 William Cragg Dr, Toronto	Detached	3	3	30	\$638K	\$615K
	134 Tavistock Rd, Toronto	Detached	3	2	18	\$650K	\$665K
13 September, 2015	76 Whitburn Cres, Toronto	Detached	3	2	33	\$670K	\$655K
14 September, 2015	43 Plewes Rd, Toronto	Detached	4	2	7	\$798K	\$820K
	112 Tavistock Rd, Toronto	Detached	3	3	5	\$649K	\$640K

Data

Month, Day, Year of Sold Date	Address1	Property Type	Bedrooms	Washrooms	Days on the Market	List Price	Sold Price
14 September, 2015	202, 2874 Keele St, Toronto	Condo	1	1	57	\$135K	\$130K
16 September, 2015	326, 1060 Sheppard Ave, Toronto	Condo	1	2	14	\$355K	\$340K
17 September, 2015	909, 2772 Keele St, Toronto	Condo	2	2	10	\$398K	\$395K
19 September, 2015	81 Winston Park Blvd, Toronto	Detached	3	4	4	\$700K	\$800K
20 September, 2015	38 Plewes Rd, Toronto	Detached	3	2	7	\$900K	\$870K
23 September, 2015	47 Chesham Dr, Toronto	Detached	3	2	7	\$579K	\$560K
	126 Chalkfarm Dr, Toronto	Semi-Detached	3	2	31	\$479K	\$478K
	811, 1060 Sheppard Ave, Toronto	Condo	1	2	42	\$529K	\$529K
	914, 15 James Finlay Way, Toronto	Condo	1	1	30	\$169K	\$166K
24 September, 2015	39 Tavistock Rd, Toronto	Detached	3	2	7	\$690K	\$730K
	309, 1070 Sheppard Ave, Toronto	Condo	1	2	3	\$339K	\$338K
25 September, 2015	66 Foxrun Ave, Toronto	Semi-Detached	3	2	48	\$509K	\$494K
28 September, 2015	932, 15 James Finlay Way, Toronto	Condo	1	2	81	\$392K	\$389K
	2048, 75 George Appleton Way, Toronto	Townhouse	2	1	14	\$378K	\$375K
1 October, 2015	312, 1060 Sheppard Ave, Toronto	Condo	1	1	22	\$315K	\$305K
2 October, 2015	108 Jim Baird Mews, Toronto	Townhouse	3	4	19	\$485K	\$480K
6 October, 2015	68 Dorking Cres, Toronto	Detached	2	2	9	\$649K	\$678K
	269 Cornelius Pkwy, Toronto	Detached	4	2	28	\$649K	\$635K
	1024, 65 George Appleton Way, Toronto	Townhouse	2	2	14	\$380K	\$365K
7 October, 2015	10, 877 Wilson Ave, Toronto	Townhouse	2	1	46	\$334K	\$333K
8 October, 2015	92 Odoardo Di Santo Circ, Toronto	Townhouse	3	4	60	\$519K	\$500K
9 October, 2015	48 Foxrun Ave, Toronto	Semi-Detached	3	2	13	\$475K	\$465K
12 October, 2015	1102, 1070 Sheppard Ave, Toronto	Condo	1	1	22	\$320K	\$317K
16 October, 2015	291 Epsom Downs Rd, Toronto	Semi-Detached	3	2	4	\$499K	\$499K
19 October, 2015	87 Joseph Griffith Lane, Toronto	Townhouse	3	4	23	\$470K	\$460K
22 October, 2015	409, 1060 Sheppard Ave, Toronto	Condo	1	1	44	\$325K	\$315K
	1516, 1070 Sheppard Ave, Toronto	Condo	1	1	44	\$299K	\$286K
23 October, 2015	84 Jim Baird Mews, Toronto	Townhouse	3	4	13	\$449K	\$446K

## Data

Month, Day, Year of Sold Date	Address1	Property Type	Bedrooms	Washrooms	Days on the Market	List Price	Sold Price
27 October, 2015	12 Tumpane St, Toronto	Detached	2	2	5	\$600K	\$645K
	40 Haymarket Rd, Toronto	Detached	2	2	2	\$550K	\$560K
28 October, 2015	908, 1070 Sheppard Ave, Toronto	Condo	1	2	33	\$340K	\$335K
29 October, 2015	55 George Appleton Way, Toronto	Townhouse	2	2	1	\$460K	\$450K
31 October, 2015	1214, 1070 Sheppard Ave, Toronto	Condo	1	2	25	\$429K	\$418K
1 November, 2015	53 Cuffley Cres, Toronto	Detached	3	2	5	\$600K	\$654K
2 November, 2015	28 Ianhall Rd, Toronto	Detached	3	2	5	\$699K	\$690K
	40 Joseph Griffith Lane, Toronto	Townhouse	3	3	14	\$470K	\$460K
	161 Plewes Rd, Toronto	Detached	3	2	25	\$749K	\$705K
5 November, 2015	79 Powell Rd, Toronto	Detached	3	2	3	\$699K	\$698K
	124 Calvington Dr, Toronto	Detached	3	1	74	\$590K	\$560K
6 November, 2015	6 Maryport Ave, Toronto	Semi-Detached	3	2	11	\$499K	\$521K
9 November, 2015	172 Richard Clark Dr, Toronto	Detached	3	1	15	\$649K	\$633K
11 November, 2015	104 Jim Baird Mews, Toronto	Townhouse	3	4	3	\$508K	\$503K
	414, 1070 Sheppard Ave, Toronto	Condo	1	2	13	\$507K	\$505K
12 November, 2015	3 Fred Young Dr, Toronto	Other	3	4	63	\$693K	\$683K
	516, 2772 Keele St, Toronto	Condo	2	2	31	\$290K	\$280K
	1001, 1070 Sheppard Ave, Toronto	Condo	1	2	11	\$335K	\$332K
13 November, 2015	100 Joseph Griffith Lane, Toronto	Townhouse	3	3	3	\$474K	\$474K
14 November, 2015	89 Odoardo Di Santo Circ, Toronto	Townhouse	3	3	20	\$526K	\$510K
16 November, 2015	153 Downsview Ave, Toronto	Detached	3	2	15	\$659K	\$645K
17 November, 2015	77 Chalkfarm Dr, Toronto	Semi-Detached	3	2	6	\$390K	\$438K
	100 Whitburn Cres, Toronto	Detached	3	2	29	\$685K	\$655K
	103, 1060 Sheppard Ave, Toronto	Condo	1	2	14	\$310K	\$306K
23 November, 2015	84 Odoardo Disanto Circ, Toronto	Townhouse	3	3	15	\$470K	\$465K
26 November, 2015	1010, 1060 Sheppard Ave, Toronto	Condo	1	1	16	\$330K	\$325K
27 November, 2015	39 Letchworth Cres, Toronto	Detached	3	2	3	\$660K	\$670K
	48 Joseph Griffith Lane, Toronto	Townhouse	3	3	29	\$465K	\$465K

## Data

Month, Day, Year of Sold Date	Address1	Property Type	Bedrooms	Washrooms	Days on the Market	List Price	Sold Price
4 December, 2015	279 Cornelius Pkwy, Toronto	Detached	3	2	23	\$650K	\$625K
6 December, 2015	2033, 85 George Appleton Way, Toronto	Townhouse	1	1	79	\$244K	\$243K
7 December, 2015	36 Deevale Rd, Toronto	Detached	3	2	4	\$620K	\$650K
	216, 2772 Keele St, Toronto	Condo	2	2	29	\$279K	\$275K
8 December, 2015	17 Nash Dr, Toronto	Detached	3	3	21	\$800K	\$765K
	302, 1445 Wilson Ave, Toronto	Condo	2	2	35	\$200K	\$200K
	1214, 1060 Sheppard Ave, Toronto	Condo	1	1	28	\$330K	\$321K
9 December, 2015	24 Sunray Cres, Toronto	Detached	3	2	7	\$630K	\$660K
13 December, 2015	202, 1070 Sheppard Ave, Toronto	Condo	1	1	48	\$319K	\$305K
14 December, 2015	34 Dorking Cres, Toronto	Detached	4	3	14	\$1,099K	\$1,084K
15 December, 2015	34 Bunnell Cres, Toronto	Detached	3	2	7	\$700K	\$688K
	93 Joseph Griffith Lane, Toronto	Townhouse	3	3	4	\$498K	\$488K
21 December, 2015	2030, 85 George Appleton Way, Toronto	Townhouse	1	1	21	\$350K	\$344K
25 December, 2015	57 Haymarket Rd, Toronto	Detached	2	2	53	\$550K	\$535K
27 December, 2015	78 Fred Young Dr, Toronto	Detached	4	4	55	\$929K	\$904K
29 December, 2015	40 Haymarket Rd, Toronto	Detached	2	2	29	\$550K	\$560K
4 January, 2016	70 William Cragg Dr, Toronto	Detached	3	3	39	\$700K	\$640K
7 January, 2016	81 Tavistock Rd, Toronto	Detached	3	2	12	\$740K	\$726K
12 January, 2016	135 Anthony Rd, Toronto	Detached	3	2	49	\$750K	\$720K
	2101, 65 George Appleton Way, Toronto	Townhouse	2	2	44	\$450K	\$440K
15 January, 2016	81 Calvington Dr, Toronto	Detached	4	4	38	\$849K	\$850K
	88 Heathrow Dr, Toronto	Detached	3	2	6	\$599K	\$584K
18 January, 2016	819, 1070 Sheppard Ave, Toronto	Condo	1	1	15	\$268K	\$258K
25 January, 2016	408, 2737 Keele St	Condo	2	1	45	\$235K	\$215K
26 January, 2016	83 Odoardo Di Santo Circ	Townhouse	3	3	22	\$510K	\$507K
27 January, 2016	104 Anthony Rd	Detached	3	2	22	\$729K	\$725K
	2095, 55 George Appleton Way W	Townhouse	3	3	9	\$449K	\$440K
29 January, 2016	53 Keelegate Dr	Detached	3	2	1	\$636K	\$690K



## Data

Month, Day, Year of Sold Date	Address1	Property Type	Bedrooms	Washrooms	Days on the Market	List Price	Sold Price
1 February, 2016	38 Kirby Rd	Detached	2	2	31	\$589K	\$556K
2 February, 2016	43 Montana Ave	Detached	2	2	36	\$559K	\$550K
3 February, 2016	49 Loney Ave	Detached	2	2	13	\$580K	\$580K
4 February, 2016	77 Odoardo Di Santo Circ	Townhouse	3	3	20	\$509K	\$508K
	2115, 55 George Appleton Way	Townhouse	2	1	1	\$360K	\$363K
5 February, 2016	15, 873 Wilson Ave	Townhouse	2	2	91	\$410K	\$397K
6 February, 2016	4 Palamar Rd	Detached	3	2	9	\$715K	\$715K
	16 Judy Sgro Ave	Townhouse	3	3	1	\$540K	\$551K
9 February, 2016	728, 2645 Jane St	Condo	1	1	77	\$88K	\$84K
10 February, 2016	5 Treeland Way	Townhouse	4	4	15	\$450K	\$451K
	23 Westdale Dr	Detached	4	6	21	\$1,199K	\$1,189K
	2051, 75 George Appleton Way	Townhouse	1	1	119	\$260K	\$248K
16 February, 2016	52, 68 Winston Park Blvd	Townhouse	2	1	42	\$350K	\$344K
18 February, 2016	505, 1445 Wilson Ave	Condo	3	2	38	\$215K	\$212K
19 February, 2016	3 Letchworth Cres	Detached	2	1	9	\$525K	\$555K
20 February, 2016	#66, 66 Norman Wesley Way	Townhouse	2	4	19	\$489K	\$480K
22 February, 2016	25 Chappel Hill Rd	Detached	3	2	13	\$600K	\$613K
	59 Ingleside Dr	Detached	5	5	14	\$974K	\$890K
	95 Torbarrie Rd	Other	3	3	48	\$500K	\$483K
	803, 1060 Sheppard Ave W	Condo	1	1	18	\$310K	\$310K
25 February, 2016	147 Chalkfarm Dr	Semi-Detached	4	2	6	\$525K	\$535K
1 March, 2016	304, 1070 Sheppard Ave W	Condo	1	1	17	\$320K	\$315K
	1047, 115 George Appleton Way	Townhouse	2	2	7	\$375K	\$370K
2 March, 2016	52 Lexfield Ave	Detached	3	2	83	\$899K	\$887K
	109 Jethro Rd	Detached	4	2	6	\$539K	\$551K
3 March, 2016	131 Northover St	Semi-Detached	2	2	5	\$490K	\$495K
	920, 2737 Keele St	Condo	0	1	73	\$136K	\$132K
4 March, 2016	815, 2772 Keele St	Condo	1	1	15	\$282K	\$277K

## Data

Month, Day, Year of Sold Date	Address1	Property Type	Bedrooms	Washrooms	Days on the Market	List Price	Sold Price
4 March, 2016	2156, 105 George Appleton Way	Townhouse	1	1	32	\$242K	\$235K
6 March, 2016	197 Epsom Downs Dr	Detached	3	2	11	\$770K	\$772K
7 March, 2016	163 Plewes Rd	Detached	3	3	30	\$790K	\$717K
	324, 1060 Sheppard Ave W	Condo	1	1	33	\$340K	\$335K
	1211, 1070 Sheppard Ave West Ave	Condo	1	1	13	\$299K	\$329K
8 March, 2016	17 Haymarket Rd	Detached	3	2	17	\$589K	\$583K
	28 Westdale Dr	Detached	3	2	6	\$600K	\$671K
	88 Ododardo Di Santo Cres	Townhouse	3	4	2	\$519K	\$530K
9 March, 2016	5 Datchet Rd	Detached	4	3	89	\$675K	\$630K
	280 Cornelius Pkwy	Detached	4	5	131	\$1,130K	\$1,060K
11 March, 2016	606, 2737 Keele St	Condo	1	1	179	\$170K	\$167K
12 March, 2016	12 Clevedon St	Detached	3	2	3	\$650K	\$710K
	19 Desmont Rd	Detached	3	2	2	\$580K	\$580K
14 March, 2016	905, 15 James Finlay Way	Condo	2	2	86	\$390K	\$388K
15 March, 2016	709, 15 James Finlay Way	Condo	1	2	53	\$350K	\$337K
16 March, 2016	22 Katherine Rd	Detached	3	2	6	\$699K	\$805K
	315, 1060 Sheppard Ave W	Condo	2	2	61	\$520K	\$509K
17 March, 2016	48, 68 Winston Park Blvd	Townhouse	1	1	37	\$330K	\$324K
18 March, 2016	52 Compton Cres	Detached	3	2	29	\$730K	\$722K
	236 Epsom Downs Dr	Detached	2	2	8	\$579K	\$615K
19 March, 2016	46 Deverell Cres	Semi-Detached	3	2	5	\$599K	\$600K
20 March, 2016	6, 873 Wilson Ave	Townhouse	2	2	8	\$430K	\$415K
	94 Fred Young Dr	Detached	4	5	9	\$1,000K	\$995K
	512, 1070 Sheppard Ave W	Condo	1	1	9	\$339K	\$330K
23 March, 2016	703, 15 James Finlay Way	Condo	1	2	28	\$340K	\$340K
26 March, 2016	723, 2737 Keele St	Condo	2	1	97	\$200K	\$200K
	2155, 105 George Appleton Way	Townhouse	3	3	12	\$430K	\$430K
27 March, 2016	82 Powell Rd	Detached	3	3	6	\$800K	\$820K

## Data

Month, Day, Year of Sold Date	Address1	Property Type	Bedrooms	Washrooms	Days on the Market	List Price	Sold Price
29 March, 2016	75 Troutbrooke Ave	Detached	3	2	0	\$769K	\$747K
31 March, 2016	122 Calvington Dr	Detached	3	2	4	\$750K	\$720K
3 April, 2016	33 Marlinton Cres	Semi-Detached	3	2	2	\$554K	\$544K
4 April, 2016	46 Lexfield Ave	Detached	4	3	18	\$699K	\$660K
	181 Calvington Dr	Detached	3	2	6	\$550K	\$627K
	#215, 1060 Sheppard Ave	Condo	2	2	58	\$498K	\$480K
5 April, 2016	16 Northgate Dr	Detached	3	2	7	\$599K	\$755K
	802, 1060 Sheppard Ave W	Condo	1	2	25	\$345K	\$339K
	806, 2737 Keele St	Condo	1	1	13	\$169K	\$164K
	2023, 125 George Appleton Way	Townhouse	4	2	44	\$460K	\$452K
7 April, 2016	12, 873 Wilson Ave	Townhouse	1	2	7	\$400K	\$395K
	#818, 15 James Finlay Way	Condo	1	1	41	\$289K	\$285K
8 April, 2016	67 Monclova Rd	Detached	3	2	25	\$749K	\$720K
	620, 15 James Finlay Way	Condo	1	1	44	\$272K	\$280K
11 April, 2016	48 Exbury Rd	Detached	3	2	24	\$715K	\$708K
	50 Joseph Griffith Lane	Townhouse	3	4	17	\$519K	\$505K
	119 Torbarrie Rd	Townhouse	3	3	20	\$511K	\$509K
	922, 15 James Finlay Way	Condo	1	1	47	\$262K	\$260K
12 April, 2016	2073, 65 George Appleton Way, Toronto	Townhouse	2	1	23	\$360K	\$354K
13 April, 2016	54 Marlinton Cres	Semi-Detached	3	2	10	\$539K	\$587K
	66 Exbury Rd	Detached	3	2	2	\$599K	\$730K
14 April, 2016	55 Lexfield Ave	Detached	3	2	7	\$730K	\$800K
15 April, 2016	54 Ridge Rd	Detached	3	2	46	\$669K	\$641K
18 April, 2016	632-638 Wilson Ave	Other	9	7	216	\$2,500K	\$2,300K
19 April, 2016	225 Epsom Downs Dr	Detached	3	2	18	\$715K	\$716K
20 April, 2016	1022, 65 George Appleton Way	Townhouse	3	2	37	\$370K	\$364K
	2014, 125 George Appleton Way	Townhouse	3	2	54	\$472K	\$465K
22 April, 2016	2134, 115 George Appleton Way	Townhouse	3	2	16	\$455K	\$450K

## Data

Month, Day, Year of Sold Date	Address1	Property Type	Bedrooms	Washrooms	Days on the Market	List Price	Sold Price
25 April, 2016	108 Victory Dr	Semi-Detached	3	2	6	\$600K	\$630K
26 April, 2016	74 Gilley Rd	Detached	4	2	8	\$700K	\$709K
	2141, 115 George Appleton Way	Townhouse	2	1	17	\$365K	\$356K
28 April, 2016	135 Calvington Dr	Detached	4	5	17	\$1,149K	\$1,100K
29 April, 2016	1119, 1060 Sheppard Ave W	Condo	1	1	14	\$320K	\$310K
30 April, 2016	1026, 15 James Finlay Way	Condo	1	2	19	\$340K	\$340K
2 May, 2016	31 Sunray Cres	Detached	2	2	5	\$700K	\$720K
3 May, 2016	106 Jim Baird Mews	Townhouse	3	4	18	\$531K	\$525K
	612, 15 James Finlay Way	Condo	0	1	0	\$230K	\$217K
4 May, 2016	37 Brixham Terr	Detached	3	2	5	\$899K	\$910K
5 May, 2016	28 Northgate Dr	Detached	3	2	8	\$595K	\$727K
	84 Home Rd	Detached	3	2	34	\$840K	\$826K
6 May, 2016	36 Marlinton Cres	Semi-Detached	3	3	3	\$560K	\$560K
	165 Tavistock Rd	Detached	5	3	33	\$790K	\$775K
7 May, 2016	20 Tilbury Dr	Detached	3	2	12	\$770K	\$775K
8 May, 2016	302, 1070 Sheppard Ave W	Condo	1	1	80	\$337K	\$334K
	#608, 2772 Keele St	Condo	2	2	27	\$370K	\$345K
11 May, 2016	68 Forthbridge Cres	Detached	3	1	20	\$720K	\$685K
12 May, 2016	42 Spalding Rd	Detached	3	2	43	\$859K	\$850K
	112 Jim Baird Mews	Townhouse	3	3	14	\$550K	\$542K
	232 Epsom Downs Dr, Toronto	Detached	3	2	11	\$689K	\$690K
13 May, 2016	14 Ingleside Dr	Detached	3	2	7	\$630K	\$725K
	2026, 85 George Appleton Way	Townhouse	3	2	10	\$460K	\$458K
14 May, 2016	12 Sherman Crt	Detached	3	2	38	\$800K	\$825K
	59 Fred Young Dr	Detached	4	6	23	\$1,099K	\$1,048K
	64, 68 Winston Park Blvd S	Townhouse	2	2	76	\$430K	\$420K
	Ph08, 55 De Boers Dr	Condo	3	2	26	\$570K	\$537K
15 May, 2016	77 Norman Wesley Way	Townhouse	3	4	33	\$599K	\$595K

## Data

Month, Day, Year of Sold Date	Address1	Property Type	Bedrooms	Washrooms	Days on the Market	List Price	Sold Price
16 May, 2016	40 Ingleside Dr	Detached	4	3	9	\$780K	\$840K
	169 Plewes Rd	Detached	2	2	6	\$700K	\$790K
	803, 15 James Finlay Way	Condo	1	2	50	\$340K	\$337K
17 May, 2016	5 Rosalie Ave	Detached	2	2	1	\$649K	\$649K
	75 Odoardo Di Santo Circ	Townhouse	3	4	6	\$499K	\$540K
	821, 1060 Sheppard Ave W	Condo	1	1	31	\$345K	\$336K
18 May, 2016	904, 15 James Finlay Way	Condo	1	2	23	\$340K	\$335K
19 May, 2016	22 Jim Baird Mews	Townhouse	3	3	21	\$515K	\$508K
	67 Treeland Way	Townhouse	4	4	10	\$470K	\$468K
20 May, 2016	12 Odoardo Di Santo Circ	Townhouse	3	4	1	\$499K	\$560K
	62 Regent Rd	Detached	3	2	87	\$799K	\$799K
22 May, 2016	23 Buxton Rd	Detached	3	3	5	\$649K	\$745K
25 May, 2016	204 Epsom Downs Dr	Detached	2	2	8	\$699K	\$720K
26 May, 2016	58 Powell Rd	Detached	3	5	56	\$1,300K	\$1,300K
27 May, 2016	53 Datchet Rd	Detached	3	2	30	\$699K	\$685K
30 May, 2016	29, 871 Wilson Ave	Townhouse	2	3	11	\$519K	\$508K
31 May, 2016	53 Mayall Ave	Detached	3	2	7	\$650K	\$653K
	107 Winston Park Blvd	Detached	3	2	7	\$700K	\$827K
1 June, 2016	20 Austrey Crt	Detached	3	2	10	\$589K	\$665K
	1011, 1060 Sheppard Ave W	Condo	2	2	8	\$518K	\$524K
3 June, 2016	47 Chesham Dr	Detached	3	2	15	\$780K	\$775K
	825, 15 James Finlay Way	Condo	1	1	23	\$275K	\$270K
6 June, 2016	99 Cuffley Cres N	Detached	4	4	10	\$900K	\$1,020K
7 June, 2016	1001, 125 George Appleton Way	Townhouse	2	2	42	\$383K	\$375K
8 June, 2016	5 Troutbrooke Dr	Detached	3	3	6	\$700K	\$785K
	218 Calvington Dr	Detached	2	2	7	\$725K	\$710K
9 June, 2016	35 Brixham Terr	Detached	3	2	8	\$948K	\$950K
	88 Victory Dr	Semi-Detached	4	2	6	\$600K	\$648K

## Data

Month, Day, Year of Sold Date	Address1	Property Type	Bedrooms	Washrooms	Days on the Market	List Price	Sold Price
9 June, 2016	132 Regent Rd	Detached	3	2	6	\$749K	\$791K
10 June, 2016	112 Chalkfarm Dr	Semi-Detached	3	2	18	\$560K	\$560K
11 June, 2016	276 Cornelius Pkwy	Detached	2	2	10	\$669K	\$753K
13 June, 2016	54 Camborne Ave	Detached	3	3	35	\$789K	\$782K
14 June, 2016	822, 15 James Finlay Way	Condo	1	1	8	\$269K	\$266K
	1104, 1 De Boers Dr	Condo	1	1	43	\$342K	\$340K
15 June, 2016	56 Plewes Rd	Detached	3	2	6	\$700K	\$815K
	87 Calvington Dr	Detached	3	2	8	\$730K	\$728K
	2074, 65 George Appleton Way	Townhouse	3	2	20	\$425K	\$425K
16 June, 2016	54 Anthony Rd	Detached	3	2	15	\$730K	\$700K
	87 Odoardo Di Santo Circ	Townhouse	3	3	16	\$535K	\$533K
18 June, 2016	2041, 85 George Appleton Way	Townhouse	4	2	64	\$480K	\$465K
21 June, 2016	18 Odoardo Di Santo Circ	Townhouse	3	4	6	\$530K	\$580K
	44 Peacham Cres	Detached	4	3	6	\$700K	\$700K
	97 Whitley Ave	Detached	3	2	5	\$700K	\$860K
22 June, 2016	60 Langholm Dr	Detached	3	2	11	\$750K	\$745K
	901, 15 James Finlay Way	Condo	1	2	22	\$349K	\$330K
23 June, 2016	76 Foxrun Ave	Semi-Detached	3	2	8	\$550K	\$607K
24 June, 2016	1 Forthbridge Cres	Detached	3	2	37	\$799K	\$789K
25 June, 2016	26 Letchworth Cres	Detached	3	2	3	\$699K	\$785K
28 June, 2016	23 Sunray Cres	Detached	3	3	8	\$700K	\$815K
	108 Sunfield Rd	Townhouse	3	4	20	\$660K	\$625K
	831, 15 James Finlay Way	Condo	1	2	26	\$340K	\$332K
30 June, 2016	503, 1060 Sheppard Ave W	Condo	1	1	43	\$315K	\$312K
4 July, 2016	24 Langholm Dr	Detached	3	2	46	\$790K	\$785K
	37 Monclova Rd	Detached	4	2	14	\$749K	\$735K
	94 Joseph Griffith Lane	Townhouse	4	4	10	\$480K	\$513K
5 July, 2016	36 Jim Baird Mews	Townhouse	3	3	7	\$509K	\$540K

## Data

Month, Day, Year of Sold Date	Address1	Property Type	Bedrooms	Washrooms	Days on the Market	List Price	Sold Price
5 July, 2016	38 Westdale Dr	Detached	3	1	11	\$750K	\$733K
	Ph20, 1060 Sheppard Ave W	Condo	2	3	7	\$500K	\$515K
6 July, 2016	2008, 125 George Appleton Way	Townhouse	3	2	13	\$455K	\$448K
7 July, 2016	1 Westdale Dr	Detached	3	2	17	\$709K	\$690K
	15 Judy Sgro Ave	Townhouse	3	4	20	\$499K	\$506K
	33 Springside Way	Townhouse	3	2	3	\$470K	\$485K
8 July, 2016	2042, 85 George Appleton Way	Condo	2	1	11	\$385K	\$378K
9 July, 2016	601, 2772 Keele St	Condo	1	1	23	\$277K	\$272K
13 July, 2016	8 Ashton Ave	Detached	4	4	8	\$749K	\$960K
	96 Joseph Griffith Lane	Townhouse	4	4	8	\$525K	\$535K
	1470 Wilson Ave	Semi-Detached	3	3	7	\$520K	\$600K
14 July, 2016	10 Winston Park Blvd	Detached	4	4	10	\$1,269K	\$1,360K
	51 Exbury Rd	Detached	3	2	7	\$720K	\$777K
	62 Lexfield Ave	Detached	3	1	12	\$770K	\$832K
15 July, 2016	90 Downsview Ave	Semi-Detached	3	2	7	\$500K	\$538K
	918, 15 James Finlay Way	Condo	1	1	39	\$270K	\$268K
17 July, 2016	817, 15 James Finlay Way	Condo	1	1	59	\$274K	\$263K
19 July, 2016	635 Roding St	Detached	3	2	22	\$700K	\$685K
	1006, 125 George Appleton Way	Townhouse	2	2	3	\$390K	\$390K
20 July, 2016	423, 2737 Keele St	Condo	2	1	54	\$180K	\$174K
21 July, 2016	286 Cornelius Pkwy	Detached	2	2	17	\$739K	\$745K
	2099, 55 George Appleton Way	Townhouse	1	1	71	\$245K	\$241K
22 July, 2016	69 Haymarket Rd	Detached	3	2	2	\$559K	\$559K
23 July, 2016	29 Dubray Ave	Semi-Detached	3	3	19	\$699K	\$695K
25 July, 2016	52 Mayall Ave	Detached	3	2	3	\$635K	\$655K
	1009, 2737 Keele St	Condo	2	1	53	\$210K	\$200K
	Ph1002, 2737 Keele St	Condo	2	2	68	\$399K	\$375K
26 July, 2016	63 Sunfield Rd	Townhouse	3	4	12	\$650K	\$660K

## Data

Month, Day, Year of Sold Date	Address1	Property Type	Bedrooms	Washrooms	Days on the Market	List Price	Sold Price
28 July, 2016	732, 15 James Finlay Way	Condo	1	1	20	\$250K	\$250K
3 August, 2016	22 Norman Wesley Way	Townhouse	3	3	36	\$580K	\$595K
	65 Jim Baird Mews	Townhouse	3	4	26	\$490K	\$528K
4 August, 2016	57 Norman Wesley Way	Townhouse	3	2	22	\$549K	\$535K
5 August, 2016	13, 873 Wilson Ave	Townhouse	2	2	25	\$400K	\$400K
	110, 2772 Keele St	Condo	2	2	30	\$380K	\$380K
6 August, 2016	57, 68 Winston Park Blvd	Condo	1	2	59	\$410K	\$401K
8 August, 2016	911, 1060 Sheppard Ave W	Condo	2	2	32	\$520K	\$500K
	1005, 15 James Finlay Way	Condo	2	2	4	\$445K	\$434K
9 August, 2016	82 Joseph Griffith Lane	Townhouse	3	3	23	\$510K	\$495K
	610, 1070 Sheppard Ave W	Condo	1	1	2	\$335K	\$340K
12 August, 2016	90, 855 Wilson Ave	Townhouse	1	1	104	\$310K	\$305K
13 August, 2016	5, 187 William Duncan Rd	Townhouse	1	1	4	\$300K	\$290K
	45 Leila Jackson Terr	Other	4	4	1	\$749K	\$780K
14 August, 2016	133 Torbarrie Rd	Townhouse	4	4	6	\$513K	\$518K
18 August, 2016	14 Kirby Rd	Detached	3	1	7	\$470K	\$577K
	1472 Wilson Ave	Semi-Detached	3	2	7	\$540K	\$600K
19 August, 2016	151 Plewes Rd	Detached	3	2	17	\$889K	\$915K
23 August, 2016	63 Wintergreen Rd	Semi-Detached	3	2	1	\$600K	\$720K
	905, 1060 Sheppard Ave W	Condo	2	2	5	\$529K	\$525K
24 August, 2016	311, 55 De Boers Dr	Condo	1	2	37	\$359K	\$350K
	929, 15 James Finlay Way	Condo	1	2	142	\$338K	\$336K
26 August, 2016	19 Neames Cres	Semi-Detached	3	2	18	\$560K	\$550K
	405, 2772 Keele St	Condo	2	2	39	\$380K	\$374K
29 August, 2016	31 Gravenhurst Ave	Semi-Detached	3	2	1	\$530K	\$518K
	45 Plewes Rd	Detached	3	2	12	\$800K	\$840K
31 August, 2016	21 Judy Sgro Ave	Townhouse	3	3	61	\$550K	\$525K
	56 Joseph Griffith Lane	Townhouse	3	4	12	\$496K	\$571K



Data

Month, Day, Year of Sold Date	Address1	Property Type	Bedrooms	Washrooms	Days on the Market	List Price	Sold Price
2 September, 2016	70 Cuffley Cres N	Detached	4	4	16	\$1,285K	\$1,260K
5 September, 2016	115 Calvington Dr	Detached	2	1	25	\$730K	\$720K
7 September, 2016	606, 1060 Sheppard Ave W	Condo	1	1	48	\$349K	\$340K
8 September, 2016	126 Chalkfarm Dr	Semi-Detached	3	2	21	\$560K	\$580K
9 September, 2016	67 Neames Cres	Semi-Detached	3	2	22	\$535K	\$530K
14 September, 2016	15 Haymarket Rd	Detached	3	1	1	\$480K	\$565K
	17 Katherine Rd	Detached	3	2	2	\$940K	\$935K
17 September, 2016	5 Camborne Ave	Detached	3	2	16	\$850K	\$827K
	207 Torbarrie Rd	Townhouse	3	3	36	\$599K	\$595K
18 September, 2016	23 Katherine Rd	Detached	3	2	41	\$835K	\$810K
21 September, 2016	33 Joseph Griffith Lane	Townhouse	3	3	35	\$565K	\$550K
22 September, 2016	114 Victory Dr	Semi-Detached	3	2	0	\$620K	\$685K
23 September, 2016	76, 855 Wilson Ave	Townhouse	2	1	23	\$379K	\$370K
25 September, 2016	20 Marlinton Cres	Semi-Detached	3	2	8	\$530K	\$560K
26 September, 2016	65 Nash Dr	Detached	3	2	7	\$650K	\$720K
	75 Garratt Blvd	Detached	3	2	105	\$829K	\$818K
	105 Home Rd	Detached	5	4	19	\$1,350K	\$1,290K
	232 Epsom Downs Dr	Detached	3	2	11	\$698K	\$700K
27 September, 2016	70, 855 Wilson Ave	Townhouse	1	2	3	\$450K	\$445K
	72 Neames Cres	Semi-Detached	3	2	8	\$539K	\$545K
	74, 855 Wilson Ave	Townhouse	1	2	27	\$450K	\$445K
28 September, 2016	1, 188 William Duncan Rd	Townhouse	1	1	16	\$290K	\$280K
	61 Lexfield Ave	Detached	3	2	19	\$800K	\$828K
29 September, 2016	92 Whitley Ave	Detached	3	2	3	\$700K	\$850K
	204, 2874 Keele St	Condo	1	1	49	\$130K	\$100K
	301, 2874 Keele St	Condo	1	1	80	\$128K	\$126K
30 September, 2016	403, 2737 Keele St	Condo	2	1	29	\$205K	\$195K
	#701, 15 James Finlay Way	Condo	1	2	52	\$339K	\$336K

## Data

Month, Day, Year of Sold Date	Address1	Property Type	Bedrooms	Washrooms	Days on the Market	List Price	Sold Price
1 October, 2016	110 Sunfield Rd	Townhouse	3	3	9	\$675K	\$700K
3 October, 2016	6 Peacham Cres	Detached	2	2	3	\$730K	\$740K
	127 Torbarrie Rd	Townhouse	3	2	14	\$510K	\$513K
4 October, 2016	11 Maurice Coulter Mews	Detached	3	4	68	\$779K	\$760K
5 October, 2016	419, 2737 Keele St	Condo	2	1	29	\$230K	\$226K
7 October, 2016	1402, 1060 Sheppard Ave W	Condo	1	2	7	\$359K	\$358K
8 October, 2016	34, 871 Wilson Ave	Townhouse	1	2	24	\$420K	\$415K
11 October, 2016	3 Treeland Way	Townhouse	4	3	13	\$499K	\$515K
14 October, 2016	60, 68 Winston Park Blvd	Condo	1	2	18	\$419K	\$409K
15 October, 2016	703, 1070 Sheppard Ave W	Condo	1	1	61	\$310K	\$300K
16 October, 2016	48 Chalkfarm Dr	Semi-Detached	3	2	3	\$569K	\$565K
17 October, 2016	29 Keswick Rd	Detached	4	4	6	\$1,300K	\$1,300K
	1406 Wilson Ave	Semi-Detached	3	2	33	\$600K	\$600K
18 October, 2016	31 Haymarket Rd	Detached	3	2	11	\$579K	\$548K
20 October, 2016	37 Ann Arbour Rd	Detached	2	2	30	\$679K	\$664K
22 October, 2016	24 Maurice Coulter Mews	Detached	3	4	10	\$698K	\$755K
	100 Odoardo Di Santo Circ	Townhouse	3	4	16	\$585K	\$580K
23 October, 2016	33 Whitley Ave	Detached	4	3	26	\$799K	\$750K
26 October, 2016	39 Flindon Rd	Detached	3	3	8	\$789K	\$781K
	49, 68 Winston Park Blvd	Townhouse	1	2	22	\$409K	\$409K
27 October, 2016	248 Epsom Downs Dr	Detached	3	2	8	\$798K	\$789K
28 October, 2016	27 Judy Sgro Ave	Townhouse	3	4	14	\$600K	\$585K
30 October, 2016	53 Mayall Ave	Detached	3	3	17	\$699K	\$825K
1 November, 2016	612, 1060 Sheppard Ave W	Condo	1	1	33	\$349K	\$348K
3 November, 2016	#402, 1445 Wilson Ave	Condo	2	2	11	\$225K	\$215K
6 November, 2016	3 Letchworth Cres	Detached	3	2	10	\$769K	\$795K
8 November, 2016	9 Chalkfarm Dr	Semi-Detached	3	2	4	\$579K	\$570K
	204 Downsview Ave	Detached	3	3	8	\$999K	\$1,275K

## Data

Month, Day, Year of Sold Date	Address1	Property Type	Bedrooms	Washrooms	Days on the Market	List Price	Sold Price
10 November, 2016	120 Victory Dr	Semi-Detached	4	3	30	\$690K	\$690K
11 November, 2016	2175, 95 George Appleton Way	Condo	1	1	107	\$268K	\$258K
12 November, 2016	5, 873 Wilson Ave	Townhouse	1	2	65	\$400K	\$390K
13 November, 2016	57 Jim Baird Mews	Townhouse	3	3	5	\$500K	\$520K
14 November, 2016	14 Wintergreen Rd	Semi-Detached	3	2	12	\$599K	\$676K
	17, 873 Wilson Ave	Townhouse	2	2	40	\$399K	\$389K
15 November, 2016	404, 2737 Keele St	Condo	1	1	20	\$160K	\$157K
	505, 2772 Keele St	Condo	2	2	26	\$395K	\$390K
	509, 1445 Wilson Ave	Condo	2	2	26	\$234K	\$225K
	2071, 65 George Appleton Way	Townhouse	3	2	42	\$490K	\$465K
16 November, 2016	2 Northgate Dr	Detached	3	2	8	\$779K	\$800K
	105 Jethro Rd	Detached	3	3	1	\$399K	\$485K
	109 Downsview Ave	Detached	3	3	10	\$790K	\$769K
17 November, 2016	44 Gravenhurst Ave	Semi-Detached	3	2	13	\$560K	\$530K
19 November, 2016	85 Odoardo Di Santo Circ	Townhouse	3	3	3	\$559K	\$553K
	714, 15 James Finlay Way	Condo	2	2	23	\$389K	\$415K
20 November, 2016	107 Anthony Rd	Detached	3	2	13	\$849K	\$805K
21 November, 2016	24 Leila Jackson Terr	Detached	4	4	28	\$779K	\$780K
	39 Winston Park Blvd	Detached	2	4	27	\$800K	\$780K
	803, 1070 Sheppard Ave W	Condo	1	1	62	\$310K	\$300K
22 November, 2016	163 Fred Young Dr	Detached	4	5	66	\$1,350K	\$1,110K
23 November, 2016	42 Odoardo Di Santo Circ	Townhouse	3	4	23	\$570K	\$575K
24 November, 2016	910, 15 James Finlay Way	Condo	1	2	72	\$320K	\$319K
25 November, 2016	58 Regent Rd	Detached	4	4	11	\$1,325K	\$1,305K
	1420, 1060 Sheppard Ave W	Condo	1	2	4	\$360K	\$368K
28 November, 2016	25, 867 Wilson Ave	Townhouse	1	2	42	\$449K	\$440K
	46 Lexfield Ave	Detached	4	4	5	\$1,398K	\$1,300K
4 December, 2016	1023, 65 George Appleton Way	Townhouse	2	2	3	\$390K	\$386K

## Data

Month, Day, Year of Sold Date	Address1	Property Type	Bedrooms	Washrooms	Days on the Market	List Price	Sold Price
5 December, 2016	36 Winston Park Blvd	Detached	4	3	21	\$1,195K	\$1,150K
6 December, 2016	24 Odoardo Di Santo Circ	Townhouse	3	4	5	\$650K	\$640K
7 December, 2016	3 Forthbridge Cres	Detached	4	5	53	\$1,699K	\$1,490K
	44 Ingleside Dr	Detached	3	2	13	\$790K	\$800K
	60 Tavistock Rd	Detached	3	2	35	\$863K	\$840K
	606, 15 James Finlay Way	Condo	1	2	20	\$339K	\$328K
8 December, 2016	100 Calvington Dr	Detached	2	2	42	\$800K	\$750K
	1517, 1060 Sheppard Ave W	Condo	2	2	20	\$525K	\$490K
9 December, 2016	268 Epsom Downs Dr	Detached	3	2	32	\$699K	\$685K
	1021, 15 James Finlay Way	Condo	1	1	87	\$285K	\$275K
	2018, 125 George Appleton Way	Townhouse	2	1	24	\$365K	\$355K
11 December, 2016	20 Heavitree Dr	Semi-Detached	3	1	6	\$520K	\$515K
12 December, 2016	30 Gravenhurst Ave	Semi-Detached	3	2	20	\$599K	\$570K
	1124, 15 James Finlay Ave	Condo	1	2	43	\$340K	\$322K
15 December, 2016	408, 1445 Wilson Ave	Condo	3	2	28	\$275K	\$270K
17 December, 2016	9 June Ave	Detached	3	1	18	\$730K	\$680K
19 December, 2016	2114, 55 George Appleton Way	Condo	2	1	92	\$350K	\$347K
20 December, 2016	6 Jennifer Crt	Detached	3	4	28	\$1,399K	\$1,300K
22 December, 2016	44 Canton Ave	Detached	3	4	13	\$900K	\$842K
23 December, 2016	40 Marlinton Cres	Semi-Detached	3	3	71	\$600K	\$585K
24 December, 2016	403, 1445 Wilson Ave	Condo	3	2	19	\$289K	\$280K
4 January, 2017	24 Exbury Rd	Detached	3	2	42	\$740K	\$722K
	59, 68 Winston Park Blvd	Condo	1	2	70	\$419K	\$415K
	2073, 65 George Appleton Way	Townhouse	2	1	82	\$385K	\$379K
5 January, 2017	58 Chalkfarm Dr	Semi-Detached	3	3	63	\$619K	\$605K
7 January, 2017	45 Troutbrooke Dr	Detached	3	2	4	\$840K	\$845K
12 January, 2017	1009, 15 James Finlay Way	Condo	1	2	37	\$335K	\$332K
18 January, 2017	43 Gilley Rd	Detached	3	2	86	\$849K	\$838K

## Data

Month, Day, Year of Sold Date	Address1	Property Type	Bedrooms	Washrooms	Days on the Market	List Price	Sold Price
21 January, 2017	912, 2737 Keele St	Condo	1	1	19	\$190K	\$190K
23 January, 2017	15 James Finlay Way	Condo	1	2	9	\$349K	\$345K
24 January, 2017	3036 Keele St	Semi-Detached	3	2	81	\$580K	\$563K
25 January, 2017	20 Lady York Ave	Detached	3	5	20	\$1,350K	\$1,395K
26 January, 2017	12 Marlinton Cres	Semi-Detached	3	2	3	\$548K	\$650K
	735, 15 James Finlay Ave	Condo	1	2	91	\$340K	\$328K
	#2, 873 Wilson Ave	Townhouse	2	2	59	\$450K	\$435K
27 January, 2017	29 Whitburn Cres	Detached	3	1	10	\$700K	\$710K
	51 Katherine Rd	Detached	3	3	2	\$1,069K	\$1,050K
	730, 15 James Finlay Way	Condo	2	2	83	\$410K	\$398K
28 January, 2017	402, 2737 Keele St	Condo	2	2	62	\$259K	\$248K
30 January, 2017	1 Lantos Crt	Semi-Detached	4	3	7	\$599K	\$706K
31 January, 2017	716, 2772 Keele St	Condo	1	2	15	\$340K	\$339K
1 February, 2017	31 Parent Ave	Detached	3	2	22	\$700K	\$775K
2 February, 2017	34 Odoardo Di Santo Circ	Townhouse	3	2	24	\$638K	\$640K
	411, 2737 Keele St	Condo	2	1	26	\$195K	\$190K
	1440 Wilson Ave	Semi-Detached	3	3	17	\$620K	\$609K
3 February, 2017	5B, 867 Wilson Ave	Townhouse	1	1	28	\$380K	\$365K
7 February, 2017	274 Cornelius Pkwy	Detached	3	2	13	\$850K	\$865K
	713, 2737 Keele St	Condo	1	1	8	\$155K	\$155K
10 February, 2017	1109, 15 James Finlay Way	Condo	1	2	18	\$349K	\$340K
11 February, 2017	40 Odoardo Di Santo Circ	Townhouse	3	4	3	\$649K	\$647K
12 February, 2017	60 Coquette Rd	Semi-Detached	7	5	0	\$649K	\$635K
	725, 2737 Keele St	Condo	0	1	81	\$140K	\$125K
13 February, 2017	8, 68 Winston Park Blvd	Condo	2	1	157	\$349K	\$345K
	14 Bayford Ave	Detached	3	3	6	\$779K	\$980K
	1043, 115 George Appleton Way	Townhouse	2	2	7	\$379K	\$425K
14 February, 2017	49 Bella Vista Way	Townhouse	3	3	0	\$490K	\$540K

## Data

Month, Day, Year of Sold Date	Address1	Property Type	Bedrooms	Washrooms	Days on the Market	List Price	Sold Price
14 February, 2017	618, 15 James Finlay Way	Condo	1	1	35	\$309K	\$291K
15 February, 2017	15, 869 Wilson Ave	Townhouse	2	1	59	\$396K	\$390K
	44 Langholm Dr	Detached	3	3	8	\$780K	\$815K
	59 Jim Baird Mews	Townhouse	4	3	0	\$635K	\$628K
17 February, 2017	4 Exbury Rd	Detached	3	2	10	\$759K	\$850K
	67 Haymarket Rd	Detached	3	2	3	\$599K	\$675K
	811, 15 James Finlay Way	Condo	1	2	16	\$349K	\$340K
	1104, 15 James Finlay Way	Condo	1	2	45	\$345K	\$340K
	1405, 1060 Sheppard Ave W	Condo	2	2	69	\$529K	\$529K
20 February, 2017	39 Flindon Rd	Detached	3	3	21	\$900K	\$900K
21 February, 2017	30 Clevedon St	Detached	3	2	0	\$699K	\$845K
	223 Tavistock Rd	Detached	3	2	8	\$699K	\$905K
22 February, 2017	94 Whitburn Cres	Detached	3	2	5	\$750K	\$920K
23 February, 2017	716, 1070 Shepard Ave W	Condo	1	1	7	\$326K	\$345K
27 February, 2017	416, 2737 Keele St	Condo	2	1	47	\$250K	\$245K
	1018, 15 James Finlay Way	Condo	1	1	13	\$310K	\$315K
28 February, 2017	5 Datchet Rd	Detached	4	3	6	\$799K	\$780K
	748-750 Wilson Ave	Other	2	2	46	\$699K	\$663K
1 March, 2017	55 Whitburn Cres	Detached	4	2	8	\$700K	\$1,050K
	921, 15 James Finlay Way	Condo	1	1	124	\$300K	\$294K
2 March, 2017	3 Adam Oates Hts	Townhouse	3	3	1	\$640K	\$655K
3 March, 2017	1020, 15 James Finlay Way	Condo	1	1	8	\$309K	\$314K
4 March, 2017	104 Calvington Dr	Detached	3	2	7	\$700K	\$910K
6 March, 2017	225 Epsom Downs Dr	Detached	3	4	62	\$1,189K	\$1,179K
7 March, 2017	79 Sunfield Rd	Townhouse	3	4	6	\$680K	\$750K
8 March, 2017	3A, 867 Wilson Ave	Townhouse	1	2	111	\$450K	\$435K
	312, 1060 Sheppard Ave W	Condo	1	1	8	\$359K	\$393K
9 March, 2017	1B, 867 Wilson Ave	Townhouse	2	2	23	\$449K	\$444K

## Data

Month, Day, Year of Sold Date	Address1	Property Type	Bedrooms	Washrooms	Days on the Market	List Price	Sold Price
10 March, 2017	31, 871 Wilson Ave	Townhouse	2	2	36	\$515K	\$510K
	108 Odoardo Di Santo Circ	Townhouse	3	3	3	\$649K	\$670K
	175 Tavistock Rd	Detached	3	2	2	\$690K	\$885K
11 March, 2017	124 Calvington Dr	Detached	3	2	3	\$900K	\$855K
	633, 15 James Finlay Way	Condo	1	1	26	\$325K	\$320K
12 March, 2017	1019, 15 James Finlay Way	Condo	1	1	3	\$308K	\$308K
13 March, 2017	53 Mayall Ave	Detached	3	3	13	\$799K	\$840K
	105 Whitley Ave	Detached	4	5	11	\$1,600K	\$1,720K
	1012, 15 James Finlay Way	Condo	1	1	47	\$339K	\$340K
15 March, 2017	55, 869 Wilson Ave	Townhouse	1	2	96	\$450K	\$442K
17 March, 2017	56 Victory Dr	Detached	4	3	10	\$999K	\$1,300K
	611, 15 James Finlay Way	Condo	1	2	3	\$340K	\$340K
18 March, 2017	406, 1060 Sheppard Ave W	Condo	1	1	1	\$365K	\$390K
19 March, 2017	7 Leila Jackson Terr	Detached	4	3	7	\$749K	\$883K
20 March, 2017	79 Jim Baird Mews	Townhouse	4	4	7	\$650K	\$630K
	1110, 15 James Finlay Way	Condo	1	2	1	\$345K	\$350K
21 March, 2017	34 Bunnell Cres	Detached	3	2	6	\$899K	\$1,050K
22 March, 2017	17, 867 Wilson Ave	Townhouse	1	2	65	\$435K	\$433K
	902, 2737 Keele St	Condo	2	2	130	\$279K	\$295K
	1103, 15 James Finlay Way	Condo	1	2	5	\$360K	\$353K
24 March, 2017	25 Dubray Ave	Semi-Detached	4	3	13	\$698K	\$700K
25 March, 2017	40, 869 Wilson Ave	Townhouse	1	1	96	\$340K	\$336K
	47 Gravenhurst Ave	Semi-Detached	3	2	1	\$589K	\$687K
26 March, 2017	302, 2737 Keele St	Condo	2	2	47	\$275K	\$250K
27 March, 2017	323, 2737 Keele St	Condo	2	1	144	\$275K	\$255K
28 March, 2017	44 Peacham Cres	Detached	4	3	6	\$959K	\$1,265K
29 March, 2017	11 Wycombe Rd	Semi-Detached	4	3	7	\$789K	\$855K
	305, 1445 Wilson Ave	Condo	3	2	27	\$300K	\$299K

## Data

Month, Day, Year of Sold Date	Address1	Property Type	Bedrooms	Washrooms	Days on the Market	List Price	Sold Price
29 March, 2017	924, 2737 Keele St	Condo	2	1	5	\$239K	\$230K
	1118, 1070 Sheppard Ave W	Condo	1	1	9	\$350K	\$400K
30 March, 2017	2072, 65 George Appleton Way	Townhouse	2	1	7	\$370K	\$406K
31 March, 2017	622, 15 James Finlay Way	Condo	1	1	1	\$279K	\$322K
1 April, 2017	31 Dorking Cres	Detached	3	2	8	\$899K	\$1,053K
2 April, 2017	54 Gravenhurst Ave, Toronto	Semi-Detached	3	2	7	\$530K	\$650K
	138 Anthony Rd	Detached	3	2	4	\$700K	\$1,040K
3 April, 2017	114 Lexfield Ave	Detached	3	2	7	\$789K	\$910K
4 April, 2017	33, 869 Wilson Ave	Townhouse	1	1	19	\$350K	\$342K
	230 Epsom Downs Dr	Detached	3	2	7	\$949K	\$942K
5 April, 2017	17, 873 Wilson Ave	Condo	2	2	9	\$409K	\$415K
	174 Beffort Rd	Detached	4	4	8	\$1,299K	\$1,400K
	1016, 15 James Finlay Way	Condo	1	1	23	\$310K	\$299K
6 April, 2017	21, 60 Winston Park Blvd	Townhouse	2	1	8	\$430K	\$445K
	1004, 2772 Keele St	Condo	1	2	24	\$398K	\$374K
	1016, 75 George Appleton Way	Townhouse	2	2	8	\$400K	\$435K
7 April, 2017	602, 2737 Keele St	Condo	2	2	2	\$280K	\$280K
8 April, 2017	131 Fred Young Dr	Detached	4	4	7	\$1,199K	\$1,180K
10 April, 2017	38 Buxton Rd	Detached	3	1	5	\$899K	\$1,070K
	71 Forthbridge Cres	Detached	3	2	4	\$649K	\$870K
	215 Torbarrie Rd	Townhouse	3	3	6	\$650K	\$730K
	329, 2737 Keele St	Condo	1	1	3	\$190K	\$216K
	631, 15 James Finlay Way	Condo	1	2	2	\$339K	\$358K
11 April, 2017	20, 867 Wilson Ave	Townhouse	1	2	141	\$450K	\$445K
	22 Victory Dr	Detached	4	3	4	\$999K	\$1,140K
	110 Plewes Rd	Detached	3	2	7	\$800K	\$1,047K
	175 Tavistock Rd	Detached	3	2	3	\$650K	\$952K
	919, 15 James Finlay Way	Condo	1	1	13	\$320K	\$310K



## Data

Month, Day, Year of Sold Date	Address1	Property Type	Bedrooms	Washrooms	Days on the Market	List Price	Sold Price
12 April, 2017	39 Monclova Rd	Detached	3	2	12	\$790K	\$915K
	51 Odoardo Di Santo Circ	Townhouse	3	3	23	\$660K	\$656K
	110 Odoardo Di Santo Circ	Townhouse	3	4	10	\$700K	\$710K
	1033, 55 George Appleton Way	Townhouse	2	2	11	\$395K	\$440K
15 April, 2017	510, 2772 Keele St	Condo	1	1	5	\$299K	\$295K
17 April, 2017	12 Clevedon St	Detached	3	2	5	\$850K	\$885K
19 April, 2017	2007, 125 George Appleton Way	Townhouse	2	1	7	\$390K	\$430K
22 April, 2017	607, 15 James Finlay Way	Condo	1	2	8	\$350K	\$360K
25 April, 2017	18 Gatesgill Cres	Detached	3	2	9	\$925K	\$1,070K
	2092, 55 George Appleton Way	Townhouse	4	2	5	\$500K	\$545K
26 April, 2017	112 Winston Park Blvd	Detached	2	2	8	\$798K	\$912K
27 April, 2017	78 Foxrun Ave	Detached	3	2	9	\$600K	\$610K
28 April, 2017	14 Kirby Rd	Detached	3	1	15	\$649K	\$639K
1 May, 2017	318, 1060 Sheppard Ave W	Condo	1	2	4	\$449K	\$455K
	824, 2737 Keele St	Condo	2	1	12	\$239K	\$230K
2 May, 2017	17 Exbury Rd	Detached	3	3	8	\$899K	\$899K
4 May, 2017	507, 2737 Keele St	Condo	1	1	21	\$190K	\$190K
5 May, 2017	48, 869 Wilson Ave	Townhouse	1	2	4	\$442K	\$440K
	56, 68 Winston Park Blvd	Townhouse	2	2	18	\$520K	\$514K
8 May, 2017	83 Sunfield Rd	Townhouse	3	3	5	\$700K	\$805K
	92 Gilley Rd	Detached	3	2	10	\$700K	\$805K
9 May, 2017	273 Cornelius Pkwy	Detached	3	1	6	\$800K	\$865K
10 May, 2017	49 Wintergreen Rd	Semi-Detached	4	2	6	\$750K	\$750K
	1048, 105 George Appleton Way	Townhouse	2	2	7	\$395K	\$474K
11 May, 2017	197 Torbarrie Rd	Townhouse	3	4	2	\$600K	\$660K
12 May, 2017	3232 Keele St	Semi-Detached	8	4	33	\$1,199K	\$1,140K
	3234 Keele St	Semi-Detached	8	3	33	\$1,199K	\$1,140K
13 May, 2017	619, 15 James Finlay Way	Condo	1	1	3	\$339K	\$332K

## Data

Month, Day, Year of Sold Date	Address1	Property Type	Bedrooms	Washrooms	Days on the Market	List Price	Sold Price
14 May, 2017	821, 15 James Finlay Way	Condo	1	1	2	\$309K	\$305K
15 May, 2017	70, 60 Winston Park Blvd	Townhouse	2	2	21	\$440K	\$490K
16 May, 2017	22 Privet Rd	Semi-Detached	4	4	15	\$859K	\$860K
	51 Camborne Ave	Detached	3	3	1	\$978K	\$975K
17 May, 2017	49, 869 Wilson Ave	Townhouse	1	2	21	\$445K	\$440K
	308, 1060 Sheppard Ave W	Condo	1	2	14	\$439K	\$447K
18 May, 2017	2152, 105 George Appleton Way	Townhouse	4	2	20	\$550K	\$535K
19 May, 2017	35, 871 Wilson Ave	Townhouse	1	2	2	\$460K	\$500K
	910, 2737 Keele St	Condo	2	1	16	\$230K	\$249K
20 May, 2017	37 Foxrun Ave	Semi-Detached	3	2	3	\$638K	\$660K
	116 Calvington Dr	Detached	2	2	17	\$830K	\$810K
22 May, 2017	69 Home Rd	Detached	3	2	25	\$1,300K	\$1,045K
24 May, 2017	45 Lexfield Ave	Detached	3	2	8	\$850K	\$850K
25 May, 2017	18 Haymarket Rd	Detached	3	2	16	\$649K	\$630K
	114 Jim Baird Mews	Townhouse	3	4	35	\$700K	\$704K
	709, 2772 Keele St	Condo	2	2	18	\$439K	\$405K
26 May, 2017	12 Katherine Rd	Detached	2	2	16	\$899K	\$845K
	1444 Wilson Ave	Semi-Detached	3	2	3	\$630K	\$609K
29 May, 2017	234 Calvington Dr	Detached	3	2	39	\$899K	\$855K
30 May, 2017	17 Denbigh Cres	Semi-Detached	3	2	47	\$674K	\$640K
31 May, 2017	18 Parent Ave	Detached	3	2	7	\$775K	\$795K
1 June, 2017	9, 68 Winston Park Blvd	Condo	2	1	34	\$350K	\$347K
	2003, 125 George Appleton Way	Condo	1	1	19	\$300K	\$300K
2 June, 2017	26 Heavitree Dr	Semi-Detached	3	2	8	\$568K	\$620K
11 June, 2017	1410 Wilson Ave	Semi-Detached	3	2	13	\$625K	\$610K
12 June, 2017	8, 869 Wilson Ave	Townhouse	2	1	38	\$400K	\$395K
13 June, 2017	9 Mayall Ave	Detached	3	2	7	\$799K	\$830K
15 June, 2017	1036, 55 George Appleton Way	Townhouse	2	2	7	\$460K	\$449K

## Data

Month, Day, Year of Sold Date	Address1	Property Type	Bedrooms	Washrooms	Days on the Market	List Price	Sold Price
16 June, 2017	43, 68 Winston Park Blvd	Townhouse	2	2	9	\$475K	\$485K
	728, 15 James Finlay Way	Condo	0	1	9	\$219K	\$217K
20 June, 2017	48 Fred Young Dr	Detached	4	3	2	\$949K	\$900K
	52, 869 Wilson Ave	Townhouse	1	2	18	\$440K	\$442K
	708, 1070 Sheppard Ave	Condo	1	2	12	\$399K	\$445K
21 June, 2017	808, 15 James Finlay Way	Condo	1	2	5	\$365K	\$345K
23 June, 2017	1B, 873 Wilson Ave	Townhouse	2	3	14	\$500K	\$485K
27 June, 2017	26 Tavistock Rd	Detached	3	2	16	\$869K	\$847K
	67 Treeland Way	Townhouse	4	4	27	\$699K	\$675K
28 June, 2017	503, 1445 Wilson Ave	Condo	3	2	22	\$276K	\$265K
29 June, 2017	45 Katherine Rd	Detached	2	2	50	\$800K	\$780K
30 June, 2017	110 Anthony Rd	Detached	3	2	22	\$1,070K	\$1,008K
1 July, 2017	612, 15 James Finlay Way	Condo	0	1	1	\$240K	\$240K
3 July, 2017	207 Tavistock Rd	Detached	3	2	0	\$1,000K	\$995K
5 July, 2017	7 Adam Oates Hts	Townhouse	3	3	13	\$669K	\$655K
	2010, 125 George Appleton Way	Condo	1	1	91	\$300K	\$295K
6 July, 2017	11 Mayall Ave	Detached	3	3	15	\$829K	\$805K
	29 Heathrow Dr	Other		0	108	\$340K	\$451K
7 July, 2017	55 Odoardo Di Santo Circ	Townhouse	3	4	7	\$675K	\$667K
12 July, 2017	28 Mayall Ave	Detached	3	2	8	\$829K	\$825K
	76 Langholm Dr	Detached	3	2	15	\$849K	\$839K
15 July, 2017	321, 2737 Keele St	Condo	0	1	25	\$125K	\$128K
19 July, 2017	76 Neames Cres	Semi-Detached	3	2	9	\$639K	\$626K
20 July, 2017	9 Norman Wesley Way	Townhouse	3	4	8	\$600K	\$620K
	127 Victory Dr	Semi-Detached	4	2	9	\$765K	\$754K
	2009, 125 George Appleton Way	Condo	1	1	9	\$290K	\$290K
21 July, 2017	2146, 105 George Appleton Way E	Townhouse	3	2	17	\$499K	\$500K
24 July, 2017	61 Cuffley Cres S	Detached	3	2	18	\$800K	\$785K

## Data

Month, Day, Year of Sold Date	Address1	Property Type	Bedrooms	Washrooms	Days on the Market	List Price	Sold Price
24 July, 2017	1354 Wilson Ave	Semi-Detached	3	2	17	\$629K	\$625K
25 July, 2017	2048, 75 George Appleton Way	Townhouse	2	1	19	\$420K	\$420K
26 July, 2017	807, 1060 Sheppard Ave W	Condo	1	1	13	\$425K	\$420K
27 July, 2017	149 Richard Clark Dr	Detached	3	2	6	\$730K	\$825K
	414, 1070 Sheppard Ave W	Condo	2	2	14	\$630K	\$640K
28 July, 2017	501, 2737 Keele St	Condo	0	1	4	\$125K	\$127K
31 July, 2017	823, 15 James Finlay Way	Condo	1	1	17	\$320K	\$308K
1 August, 2017	4 Calais Ave	Detached	3	2	50	\$840K	\$825K
2 August, 2017	31 Neames Cres	Semi-Detached	3	2	61	\$665K	\$640K
4 August, 2017	44, 68 Winston Park Blvd	Townhouse	2	3	4	\$475K	\$463K
	788 Wilson Ave	Other	4	1	52	\$900K	\$835K
9 August, 2017	20 Calvington Dr	Semi-Detached	3	3	1	\$625K	\$650K
	901, 2772 Keele St	Condo	1	1	28	\$339K	\$330K
	2091, 55 George Appleton Way	Townhouse	2	1	37	\$449K	\$445K
11 August, 2017	212, 2772 Keele St	Condo	2	2	9	\$389K	\$384K
15 August, 2017	78 Winston Park Blvd	Other	6	3	40	\$999K	\$1,200K
	128 Regent Rd	Detached	2	1	22	\$700K	\$695K
18 August, 2017	77 Calvington Dr	Detached	3	2	38	\$1,099K	\$1,020K
21 August, 2017	104 Lexfield Ave	Detached	2	1	7	\$600K	\$638K
	2131, 115 George Appleton Way	Townhouse	4	2	47	\$545K	\$519K
23 August, 2017	830, 15 James Finlay Way	Condo	1	2	14	\$360K	\$353K
25 August, 2017	169 Tavistock Rd	Detached	3	3	42	\$1,468K	\$1,390K
26 August, 2017	14 Lantos Crt	Semi-Detached	4	2	8	\$629K	\$630K
3 September, 2017	89 Tavistock Rd	Detached	3	2	10	\$815K	\$799K
5 September, 2017	#2051, 75 George Appleton Way	Townhouse	1	1	12	\$307K	\$307K
8 September, 2017	45 Cuffley Cres	Other	8	8	24	\$1,790K	\$1,750K
	921, 2737 Keele St	Condo	0	1	22	\$140K	\$133K
11 September, 2017	24, 871 Wilson Ave	Townhouse	1	1	63	\$365K	\$355K

## Data

Month, Day, Year of Sold Date	Address1	Property Type	Bedrooms	Washrooms	Days on the Market	List Price	Sold Price
12 September, 2017	18 Maryport Ave	Detached	4	3	69	\$899K	\$843K
13 September, 2017	706, 1060 Sheppard Ave W Ave	Condo	1	1	20	\$432K	\$424K
14 September, 2017	30 Letchworth Cres	Detached	3	2	2	\$1,000K	\$1,025K
15 September, 2017	1454 Wilson Ave	Semi-Detached	3	2	8	\$610K	\$610K
16 September, 2017	82 Plewes Rd	Detached	3	2	33	\$786K	\$750K
18 September, 2017	716, 15 James Finlay Way	Condo	0	1	13	\$215K	\$219K
20 September, 2017	92 Whitburn Cres	Detached	3	2	58	\$800K	\$760K
	721, 15 James Finlay Way	Condo	1	1	22	\$340K	\$335K
21 September, 2017	105 Chalkfarm Dr	Semi-Detached	4	2	14	\$659K	\$660K
	1017, 15 James Finlay Way	Condo	1	1	6	\$322K	\$315K
22 September, 2017	917, 15 James Finlay Way	Condo	1	1	14	\$340K	\$335K
25 September, 2017	426, 2737 Keele St	Condo	0	1	34	\$135K	\$135K
27 September, 2017	3 Foxrun Ave	Semi-Detached	3	2	12	\$699K	\$670K
4 October, 2017	100 Calvington Dr	Detached	2	2	23	\$898K	\$840K
6 October, 2017	59 Maniza Rd	Detached	2	1	87	\$799K	\$735K
11 October, 2017	2075, 65 George Appleton Way	Townhouse	1	1	47	\$300K	\$298K
13 October, 2017	177 Downsview Ave	Detached	4	6	38	\$1,999K	\$1,850K
16 October, 2017	605, 2737 Keele St	Condo	1	1	168	\$208K	\$200K
20 October, 2017	926, 2737 Keele St	Condo	0	1	17	\$140K	\$138K
23 October, 2017	30, 871 Wilson Ave	Townhouse	2	3	6	\$549K	\$535K
25 October, 2017	46, 68 Winston Park Blvd	Townhouse	1	2	12	\$459K	\$441K
	81 Foxrun Ave	Semi-Detached	3	2	40	\$660K	\$651K
26 October, 2017	75 Jim Baird Mews	Townhouse	3	3	27	\$660K	\$647K
	172 Calvington Dr	Detached	3	2	0	\$699K	\$755K
	932, 15 James Finlay Way W	Condo	2	2	24	\$430K	\$430K
27 October, 2017	14 Katherine Rd	Detached	3	3	38	\$932K	\$885K
	22 Tavistock Rd	Detached	3	2	45	\$820K	\$805K
	1603, 1 De Boer's Dr	Condo	1	1	63	\$416K	\$403K

## Data

Month, Day, Year of Sold Date	Address1	Property Type	Bedrooms	Washrooms	Days on the Market	List Price	Sold Price
28 October, 2017	1023, 15 James Finlay Way	Condo	1	1	8	\$390K	\$379K
30 October, 2017	19 Dubray Ave	Semi-Detached	3	3	7	\$749K	\$715K
	724, 15 James Finlay Way	Condo	1	1	28	\$340K	\$327K
	2052, 75 George Appleton Way	Townhouse	0	1	7	\$260K	\$260K
2 November, 2017	27 Buxton Rd	Detached	3	2	52	\$1,190K	\$1,062K
	907, 2772 Keele St	Condo	2	2	3	\$449K	\$440K
3 November, 2017	32 Westdale Dr	Detached	3	2	4	\$850K	\$855K
	109 Torbarrie Rd	Townhouse	3	2	9	\$595K	\$595K
5 November, 2017	1472 Wilson Ave	Semi-Detached	3	2	37	\$690K	\$670K
6 November, 2017	14 Dana Ave	Detached	3	2	6	\$690K	\$683K
	44 Haymarket Rd	Detached	2	2	10	\$700K	\$670K
7 November, 2017	12 Ashton Ave	Detached	4	4	78	\$1,099K	\$967K
	46 Joseph Griffith Lane	Townhouse	4	4	80	\$560K	\$535K
	87 Letchworth Cres	Detached	3	3	20	\$990K	\$965K
10 November, 2017	79 Letchworth Cres	Detached	3	3	23	\$988K	\$920K
13 November, 2017	567 Roding St	Semi-Detached	3	2	28	\$749K	\$725K
	1102, 2800 Keele St	Condo	1	2	7	\$409K	\$405K
14 November, 2017	33, 871 Wilson Ave	Townhouse	1	1	13	\$335K	\$330K
15 November, 2017	11, 873 Wilson Ave	Condo	1	1	2	\$359K	\$350K
	634, 15 James Finlay Way	Condo	2	2	6	\$400K	\$430K
17 November, 2017	4 Dana Ave	Detached	2	2	15	\$740K	\$692K
20 November, 2017	30 Westdale Dr	Detached	3	2	33	\$990K	\$900K
21 November, 2017	20 Brixham Terr	Detached	3	2	36	\$775K	\$670K
	82 Downsview Ave	Semi-Detached	3	2	13	\$730K	\$712K
	712, 1060 Sheppard Ave W	Condo	1	1	5	\$399K	\$430K
23 November, 2017	6 Yvonne Ave	Detached	3	2	16	\$820K	\$780K
24 November, 2017	54 Gravenhurst Ave	Semi-Detached	3	2	150	\$599K	\$550K
	2111, 55 George Appleton Way	Townhouse	1	1	16	\$299K	\$291K

## Data

Month, Day, Year of Sold Date	Address1	Property Type	Bedrooms	Washrooms	Days on the Market	List Price	Sold Price
26 November, 2017	22 Chappel Hill Rd	Detached	3	1	30	\$669K	\$650K
27 November, 2017	6 Clevedon St	Detached	3	2	32	\$820K	\$795K
	71 Ted Wray Circ	Townhouse	3	3	18	\$670K	\$648K
29 November, 2017	11 Blaydon Ave	Detached	3	1	71	\$799K	\$765K
	426, 2737 Keele St	Condo	0	1	7	\$135K	\$126K
	630, 15 James Finlay Way W	Condo	1	2	21	\$379K	\$380K
	820 Wilson Ave	Other	2	3	35	\$699K	\$675K
30 November, 2017	5, 153 William Duncan Rd	Townhouse	2	1	9	\$417K	\$417K
1 December, 2017	713, 15 James Finlay Way	Condo	0	1	49	\$230K	\$221K
	1109, 1070 Sheppard Ave W	Condo	1	2	22	\$459K	\$445K
6 December, 2017	24, 867 Wilson Ave	Townhouse	1	1	2	\$359K	\$360K
	302, 2737 Keele St	Condo	3	2	55	\$260K	\$250K
9 December, 2017	83 Anthony Rd	Detached	3	3	8	\$860K	\$830K
10 December, 2017	134 Sunfield Rd	Townhouse	3	3	41	\$719K	\$705K
12 December, 2017	10, 120 Frederick Tisdale Dr	Townhouse	4	4	7	\$800K	\$790K
13 December, 2017	60 Deverell Cres	Semi-Detached	3	2	7	\$679K	\$640K
	429, 2737 Keele St	Condo	1	1	50	\$225K	\$210K
15 December, 2017	44 Stanley Greene Blvd	Detached	4	4	49	\$998K	\$1,200K
18 December, 2017	4 Bayford Ave	Detached	2	2	7	\$769K	\$750K
19 December, 2017	61, 60 Winston Park Blvd	Townhouse	1	1	10	\$380K	\$382K
25 December, 2017	525, 2800 Keele St	Condo	1	1	35	\$370K	\$365K
27 December, 2017	2, 171 William Duncan Rd	Townhouse	2	1	14	\$399K	\$382K
2 January, 2018	#1118, 15 James Finlay Way	Condo	1	1	16	\$350K	\$348K
8 January, 2018	234 Richard Clark Dr	Detached	3	2	74	\$765K	\$765K
10 January, 2018	33 Parent Ave	Detached	3	2	2	\$720K	\$730K
12 January, 2018	8 Ted Wray Circ	Townhouse	3	3	50	\$679K	\$651K
16 January, 2018	23 Caroline Carpenter Grve	Townhouse	3	4	56	\$800K	\$780K
	86 Heathrow Dr	Detached	3	1	79	\$699K	\$626K

## Data

Month, Day, Year of Sold Date	Address1	Property Type	Bedrooms	Washrooms	Days on the Market	List Price	Sold Price
19 January, 2018	22 Marlinton Cres	Semi-Detached	3	2	30	\$680K	\$665K
	609, 2772 Keele St	Condo	2	2	9	\$424K	\$418K
22 January, 2018	5, 183 William Duncan Rd	Townhouse	1	1	39	\$328K	\$328K
23 January, 2018	1011, 1060 Sheppard Ave W	Condo	2	2	50	\$590K	\$608K
25 January, 2018	34 Camborne Ave	Detached	4	2	45	\$980K	\$940K
	812, 2800 Keele St	Condo	1	1	10	\$320K	\$320K
29 January, 2018	922, 15 James Finlay Way	Condo	1	1	46	\$350K	\$345K
14 February, 2018	20, 871 Wilson Ave	Townhouse	2	2	24	\$520K	\$507K
15 February, 2018	415, 2800 Keele St	Condo	1	1	17	\$408K	\$415K
20 February, 2018	414, 2737 Keele St	Condo	1	1	4	\$207K	\$183K
21 February, 2018	213, 2772 Keele St	Condo	2	1	24	\$400K	\$392K
23 February, 2018	2, 70 Thomas Mulholland Dr	Townhouse	3	3	37	\$639K	\$596K
24 February, 2018	29 Canton Ave	Detached	3	2	25	\$949K	\$925K
25 February, 2018	73 Deevale Rd	Detached	3	2	4	\$929K	\$910K
26 February, 2018	1390 Wilson Ave	Detached	3	2	20	\$769K	\$741K
27 February, 2018	29 Thomas Mulholland Dr	Townhouse	3	3	115	\$679K	\$640K
	707, 15 James Finlay Way	Condo	1	2	6	\$400K	\$391K
28 February, 2018	52 Chalkfarm Dr	Semi-Detached	3	2	1	\$520K	\$550K
1 March, 2018	22 Stanley Greene Blvd	Detached	4	4	31	\$1,500K	\$1,380K
	1057, 95 George Appleton Way	Townhouse	2	2	31	\$460K	\$455K
2 March, 2018	2121, 115 George Appleton Way	Condo	1	1	1	\$300K	\$325K
6 March, 2018	8 Sarah Jackson Cres	Townhouse	3	3	90	\$639K	\$625K
	48 Fred Young Dr	Detached	4	3	24	\$886K	\$865K
8 March, 2018	3 Thomas Mulholland Dr	Townhouse	3	3	42	\$614K	\$614K
9 March, 2018	270 Richard Clark Dr	Detached	2	2	23	\$749K	\$708K
	622, 2800 Keele St	Condo	1	1	63	\$371K	\$371K
13 March, 2018	46 William Cragg Dr	Detached	2	2	20	\$745K	\$730K
14 March, 2018	86 Jim Baird Mews	Townhouse	3	3	36	\$650K	\$643K



Data

Month, Day, Year of Sold Date	Address1	Property Type	Bedrooms	Washrooms	Days on the Market	List Price	Sold Price
15 March, 2018	95 Chalkfarm Dr	Semi-Detached	4	3	40	\$670K	\$656K
16 March, 2018	208 Richard Clark Dr	Detached	3	2	9	\$907K	\$890K
18 March, 2018	569 Roding St	Semi-Detached	3	2	10	\$729K	\$712K
19 March, 2018	2019, 125 George Appleton Way	Townhouse	2	1	45	\$445K	\$425K
20 March, 2018	49 Monclova Dr	Detached	4	3	6	\$949K	\$903K
	826, 15 James Finlay Way	Condo	2	2	58	\$460K	\$435K
	1008, 2800 Keele St	Condo	1	1	5	\$360K	\$327K
21 March, 2018	9 Buxton Rd	Detached	4	3	2	\$1,000K	\$985K
25 March, 2018	5, 155 William Duncan Rd	Townhouse	2	1	32	\$429K	\$429K
	23 Norman Wesley Way	Townhouse	3	4	10	\$600K	\$590K
	715, 2772 Keele St	Condo	1	1	6	\$410K	\$397K
26 March, 2018	177 Chalkfarm Dr	Semi-Detached	3	2	32	\$659K	\$645K
	262 Epsom Downs Dr	Detached	2	2	34	\$770K	\$710K
	901, 15 James Finlay Way	Condo	1	2	32	\$448K	\$435K
29 March, 2018	8, 169 William Duncan Rd	Townhouse	2	2	16	\$475K	\$465K
	113 Calvington Dr	Detached	3	2	7	\$900K	\$907K
	410, 2800 Keele St	Condo	1	1	21	\$430K	\$421K
30 March, 2018	8 Lantos Crt	Semi-Detached	4	3	1	\$684K	\$700K
31 March, 2018	61 Heathrow Dr	Detached	3	2	21	\$859K	\$830K