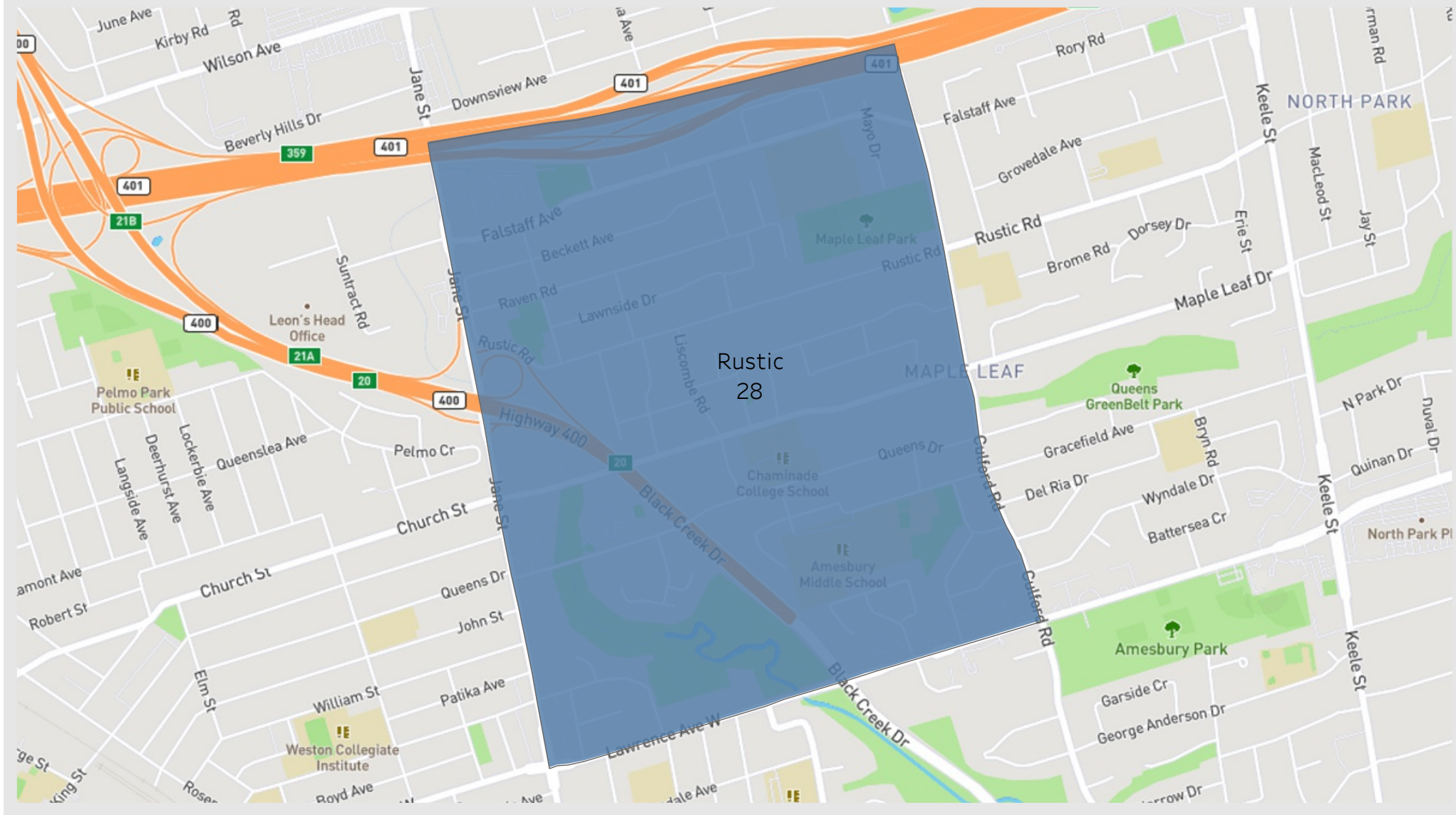
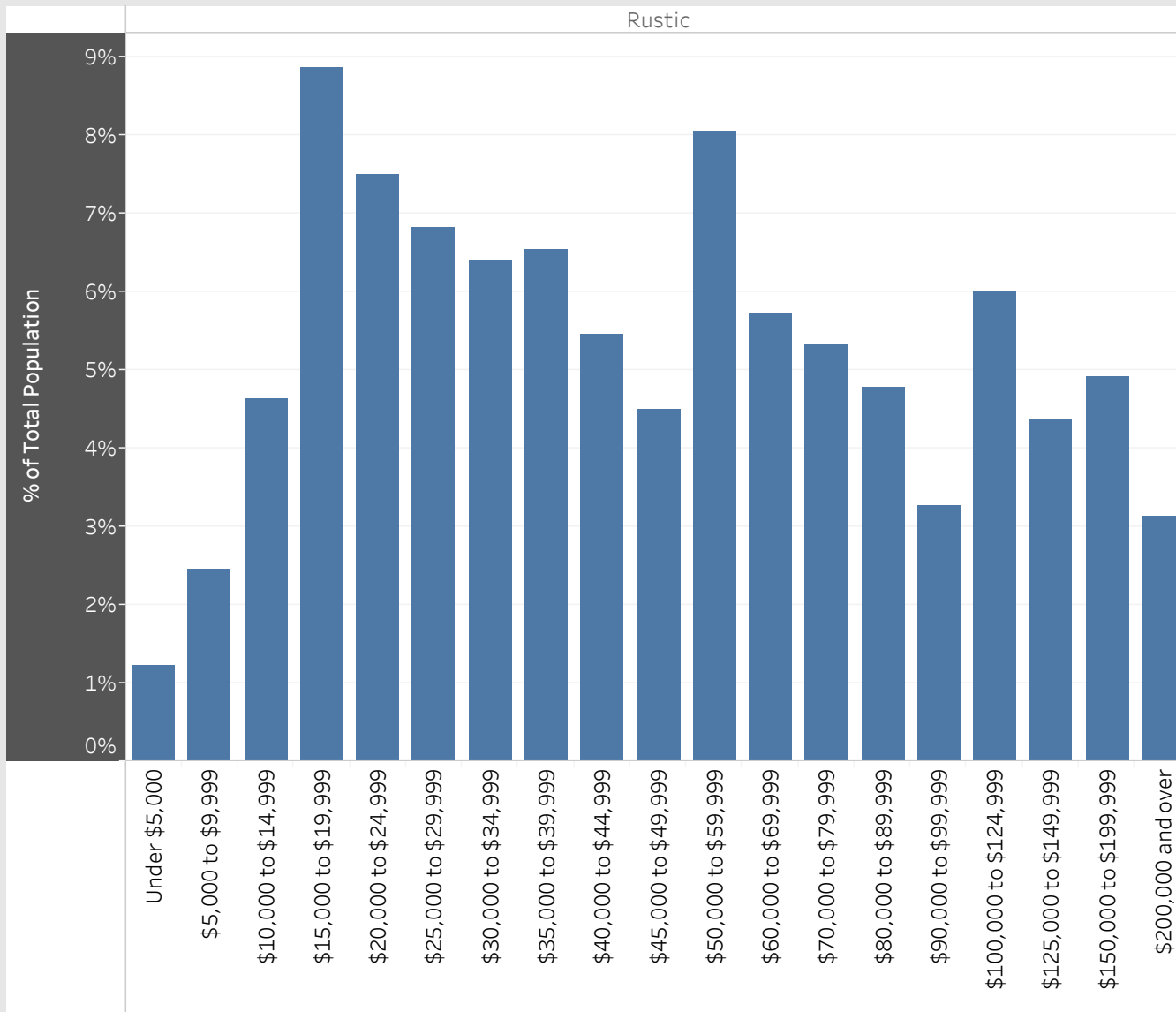


Rustic
Neighbourhood Breakdown
July 1st, 2015 - March 31st, 2018

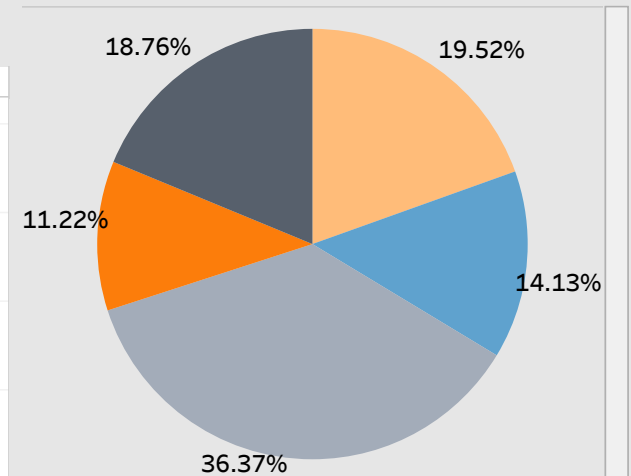


2016 StatsCan Data

Household Income in Rustic



Age



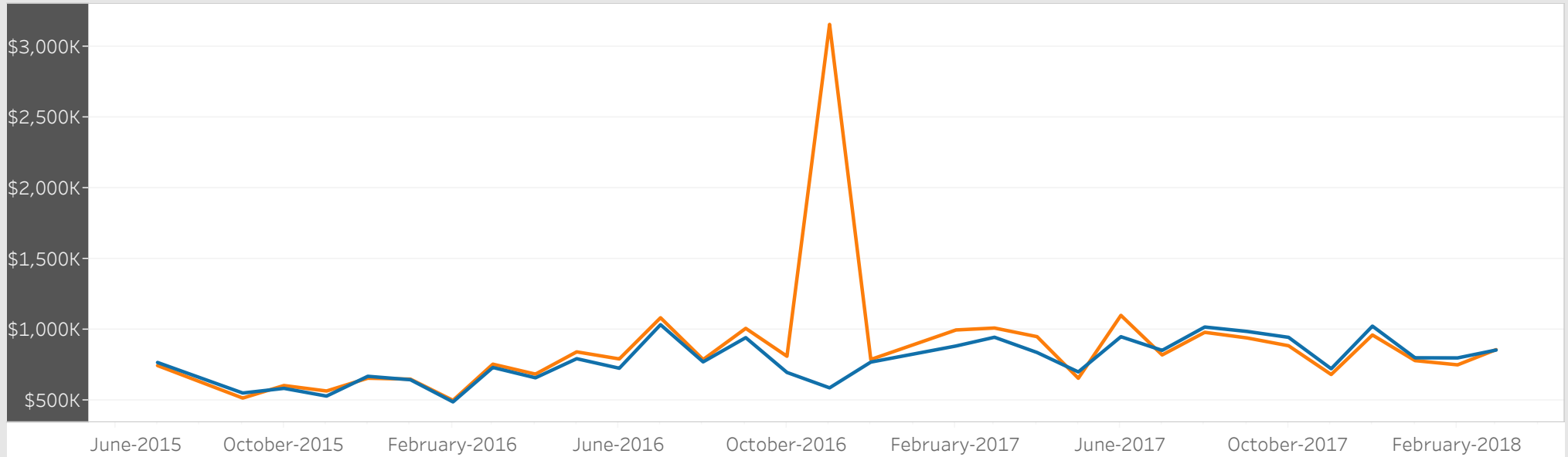
- Children (0-14 years)
- Youth (15-24 years)
- Working Age (25-54 years)
- Pre-retirement (55-64 years)
- Seniors (65+ years)

Visible Minorities

Not a visible minority	40.50%
Black	35.47%
Latin American	7.55%
South Asian	4.31%
Filipino	3.64%
Southeast Asian	2.67%
Multiple visible minorities	2.46%
Chinese	1.39%
Visible minority; n.i.e.	1.23%
Arab	0.46%
West Asian	0.31%
Japanese	0.00%
Korean	0.00%

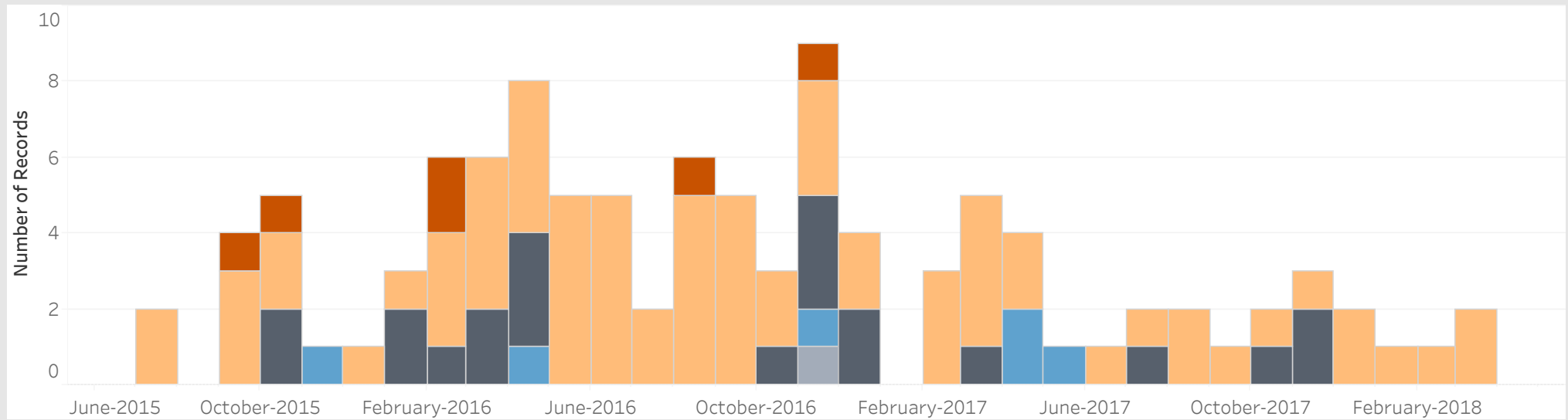
Average Sold Price vs. Average Ask Price in Rustic

■ Avg. List Price ■ Avg. Sold Price



Properties Sold in Rustic by Month

■ Condo ■ Detached ■ Semi-Detached ■ Townhouse ■ Other



Data

Month, Day, Year of Sold Date	Address1	Property Type	Bedrooms	Washrooms	Days on the Market	List Price	Sold Price
5 July, 2015	44 Demarco Blvd, Toronto	Detached	3	2	24	\$639K	\$630K
28 July, 2015	100 Falstaff Ave, Toronto	Detached	4	4	32	\$895K	\$860K
20 September, 2015	36 Seabrook Ave, Toronto	Detached	3	4	63	\$630K	\$585K
28 September, 2015	41 Falstaff Ave, Toronto	Detached	3	3	39	\$645K	\$605K
	205, 1881 Jane St, Toronto	Condo	3	2	61	\$229K	\$210K
29 September, 2015	99 Beckett Ave, Toronto	Detached	3	3	15	\$699K	\$660K
6 October, 2015	23 Katrina Crt, Toronto	Semi-Detached	3	4	7	\$539K	\$640K
12 October, 2015	81 Burr Ave, Toronto	Detached	3	3	5	\$799K	\$810K
14 October, 2015	602, 1881 Jane St, Toronto	Condo	3	2	135	\$205K	\$202K
22 October, 2015	61 Beckett Ave, Toronto	Detached	3	3	17	\$700K	\$697K
28 October, 2015	37 Katrina Crt, Toronto	Semi-Detached	4	4	41	\$675K	\$670K
19 November, 2015	368 Queen's Dr, Toronto	Townhouse	3	3	10	\$529K	\$565K
20 December, 2015	37 Beckett Ave, Toronto	Detached	3	2	95	\$669K	\$656K
14 January, 2016	24 Goldcrest Blvd, Toronto	Semi-Detached	3	2	45	\$565K	\$555K
16 January, 2016	7 Mangrove Rd, Toronto	Detached	3	2	9	\$699K	\$715K
28 January, 2016	19 Katrina Crt	Semi-Detached	3	3	6	\$670K	\$677K
9 February, 2016	304, 1881 Jane St	Condo	2	1	20	\$195K	\$190K
16 February, 2016	606, 1881 Jane St	Condo	3	2	10	\$234K	\$228K
18 February, 2016	22 Beckett Ave	Detached	4	3	17	\$509K	\$546K
19 February, 2016	45 Falstaff Ave	Detached	2	2	8	\$580K	\$650K
22 February, 2016	3 Katrina Crt	Semi-Detached	3	4	4	\$660K	\$659K
23 February, 2016	220 Rustic Rd	Detached	2	2	11	\$750K	\$720K
2 March, 2016	540 Queens Dr	Detached	3	1	5	\$700K	\$735K
10 March, 2016	29 Falstaff Ave	Semi-Detached	3	3	15	\$550K	\$549K
18 March, 2016	70 Burr Ave	Detached	3	2	23	\$899K	\$899K
24 March, 2016	17 Nile St	Detached	3	2	29	\$830K	\$810K
27 March, 2016	10 Everglades Dr	Semi-Detached	3	2	3	\$570K	\$586K
28 March, 2016	8 Stella St	Detached	3	2	7	\$840K	\$950K

Data

Month, Day, Year of Sold Date	Address1	Property Type	Bedrooms	Washrooms	Days on the Market	List Price	Sold Price
12 April, 2016	43 Beckett Ave	Detached	4	3	45	\$679K	\$687K
	370 Queen's Dr	Townhouse	3	3	7	\$559K	\$580K
14 April, 2016	40 Beckett Ave	Detached	4	5	7	\$1,000K	\$1,045K
16 April, 2016	30 Burr Ave	Detached	3	2	9	\$769K	\$803K
19 April, 2016	20 Venice Dr	Detached	3	2	0	\$500K	\$580K
21 April, 2016	15 Sorlyn Ave	Semi-Detached	3	2	37	\$620K	\$600K
29 April, 2016	24 Sonnet Crt	Semi-Detached	4	3	50	\$580K	\$560K
30 April, 2016	11 Sonnet Crt	Semi-Detached	4	2	3	\$560K	\$620K
13 May, 2016	36 Seabrook Ave	Detached	3	4	15	\$999K	\$975K
15 May, 2016	81 Raven Rd	Detached	3	2	2	\$600K	\$730K
18 May, 2016	117 Beckett Ave	Detached	4	3	21	\$959K	\$915K
27 May, 2016	11 Arrowdale Ave	Detached	3	2	10	\$800K	\$835K
30 May, 2016	4 Liscombe Rd	Detached	3	2	6	\$610K	\$754K
1 June, 2016	127 Rustic Rd	Detached	3	2	6	\$500K	\$755K
13 June, 2016	138 Rustic Rd	Detached	3	2	11	\$730K	\$786K
15 June, 2016	9 Jacinta Dr	Detached	3	1	8	\$700K	\$750K
20 June, 2016	82 Rustic Rd	Detached	2	1	12	\$730K	\$680K
29 June, 2016	46 Veerland Dr	Detached	3	2	8	\$970K	\$988K
21 July, 2016	4 Berryton Ave	Detached	4	4	23	\$1,269K	\$1,215K
26 July, 2016	39 Rory Rd	Detached	4	4	6	\$799K	\$951K
10 August, 2016	602, 1881 Jane St	Condo	3	2	33	\$240K	\$222K
16 August, 2016	61 Rory Rd	Detached	3	4	6	\$799K	\$840K
20 August, 2016	45 Beckett Ave	Detached	3	2	10	\$750K	\$805K
22 August, 2016	3 Upwood Ave	Detached	3	2	6	\$749K	\$836K
25 August, 2016	50 Beckett Ave	Detached	4	4	23	\$1,289K	\$1,250K
31 August, 2016	91 Beckett Ave	Detached	3	2	48	\$799K	\$772K
8 September, 2016	191 Cornelius Pkwy	Detached	4	3	29	\$898K	\$865K
14 September, 2016	42 Burr Ave	Detached	3	2	7	\$750K	\$910K

Data

Month, Day, Year of Sold Date	Address1	Property Type	Bedrooms	Washrooms	Days on the Market	List Price	Sold Price
15 September, 2016	11 Fleetwood Ave	Detached	3	3	8	\$915K	\$945K
20 September, 2016	423 Queen's Dr	Detached	5	5	5	\$1,299K	\$1,310K
27 September, 2016	501 Queen's Dr	Detached	3	3	6	\$850K	\$1,010K
2 October, 2016	24 Goldcrest Blvd	Semi-Detached	3	3	4	\$739K	\$785K
12 October, 2016	113 Lawnside Dr	Detached	4	2	6	\$600K	\$792K
13 October, 2016	34 Burr Ave	Detached	3	2	9	\$750K	\$855K
16 November, 2016	1780 Lawrence Ave	Other		0	127	\$0K	\$23,200K
21 November, 2016	1 King George Rd	Semi-Detached	3	2	13	\$630K	\$625K
	22 Beckett Ave	Detached	3	4	25	\$899K	\$885K
23 November, 2016	41 Katrina Crt	Semi-Detached	3	4	5	\$690K	\$678K
	401, 1881 Jane St	Condo	2	1	33	\$259K	\$238K
24 November, 2016	31 Liscombe Rd	Detached	1	2	13	\$819K	\$809K
30 November, 2016	5 Katrina Crt	Semi-Detached	3	3	6	\$640K	\$657K
	82 Rustic Rd	Detached	2	1	55	\$699K	\$690K
	366 Queen's Dr	Townhouse	3	3	29	\$650K	\$640K
2 December, 2016	58 Upwood Ave	Semi-Detached	3	2	18	\$769K	\$735K
7 December, 2016	242 Queenslea Ave	Detached	3	2	19	\$800K	\$811K
9 December, 2016	3 Sonnet Crt	Semi-Detached	4	3	9	\$549K	\$651K
28 December, 2016	28 Beckett Ave	Detached	3	3	19	\$960K	\$955K
10 February, 2017	26 Beckett Ave	Detached	3	2	9	\$690K	\$836K
15 February, 2017	21 Fleetwood Ave	Detached	3	2	2	\$960K	\$949K
27 February, 2017	230 Maple Leaf Dr	Detached	4	3	7	\$1,000K	\$1,205K
1 March, 2017	7 Hysel Rd	Detached	3	2	7	\$799K	\$996K
11 March, 2017	37 Beckett Ave	Detached	3	4	21	\$1,199K	\$1,150K
	415 Rustic Rd	Detached	3	2	40	\$1,098K	\$1,025K
17 March, 2017	114 Lawnside Dr	Detached	3	4	10	\$900K	\$1,056K
25 March, 2017	25 Goldcrest Blvd	Semi-Detached	4	2	4	\$730K	\$825K
5 April, 2017	72 Wyndale Dr	Detached	3	2	7	\$700K	\$925K

Data

Month, Day, Year of Sold Date	Address1	Property Type	Bedrooms	Washrooms	Days on the Market	List Price	Sold Price
6 April, 2017	312 Rustic Rd	Townhouse	3	4	43	\$1,200K	\$1,100K
23 April, 2017	81 Grovedale Ave	Detached	3	1	5	\$799K	\$1,125K
25 April, 2017	372 Queen's Dr	Townhouse	2	4	6	\$650K	\$647K
29 May, 2017	356 Queen's Dr	Townhouse	3	4	19	\$700K	\$655K
18 June, 2017	34 De Marco Blvd	Detached	4	2	9	\$949K	\$1,100K
25 July, 2017	38 Burr Ave	Detached	3	3	14	\$875K	\$835K
27 July, 2017	28 Goldcrest Blvd	Semi-Detached	3	2	70	\$830K	\$805K
9 August, 2017	89 Rustic Rd	Detached	3	4	16	\$1,239K	\$1,210K
22 August, 2017	21 Raven Rd	Detached	3	2	48	\$796K	\$750K
19 September, 2017	86 Raven Rd	Detached	4	4	77	\$986K	\$940K
7 October, 2017	3 Azrock Rd	Detached	2	3	32	\$1,190K	\$1,085K
25 October, 2017	20 Goldcrest Blvd	Semi-Detached	4	2	72	\$699K	\$685K
15 November, 2017	14 Sonnet Crt	Semi-Detached	3	2	69	\$670K	\$635K
17 November, 2017	1 Katrina Crt	Semi-Detached	3	4	10	\$749K	\$735K
28 November, 2017	10 Lorne Bruce Dr	Detached	3	2	36	\$748K	\$675K
1 December, 2017	105 Rustic Rd	Detached	3	2	49	\$949K	\$863K
5 December, 2017	19 Bourdon Ave	Detached	4	4	8	\$1,099K	\$1,060K
2 January, 2018	38 Mayo Dr	Detached	5	2	34	\$800K	\$780K
24 February, 2018	68 Raven Rd	Detached	3	2	12	\$799K	\$750K
2 March, 2018	294 Culford Rd	Detached	3	2	25	\$830K	\$850K
22 March, 2018	37 De Marco Blvd	Detached	4	2	10	\$880K	\$865K