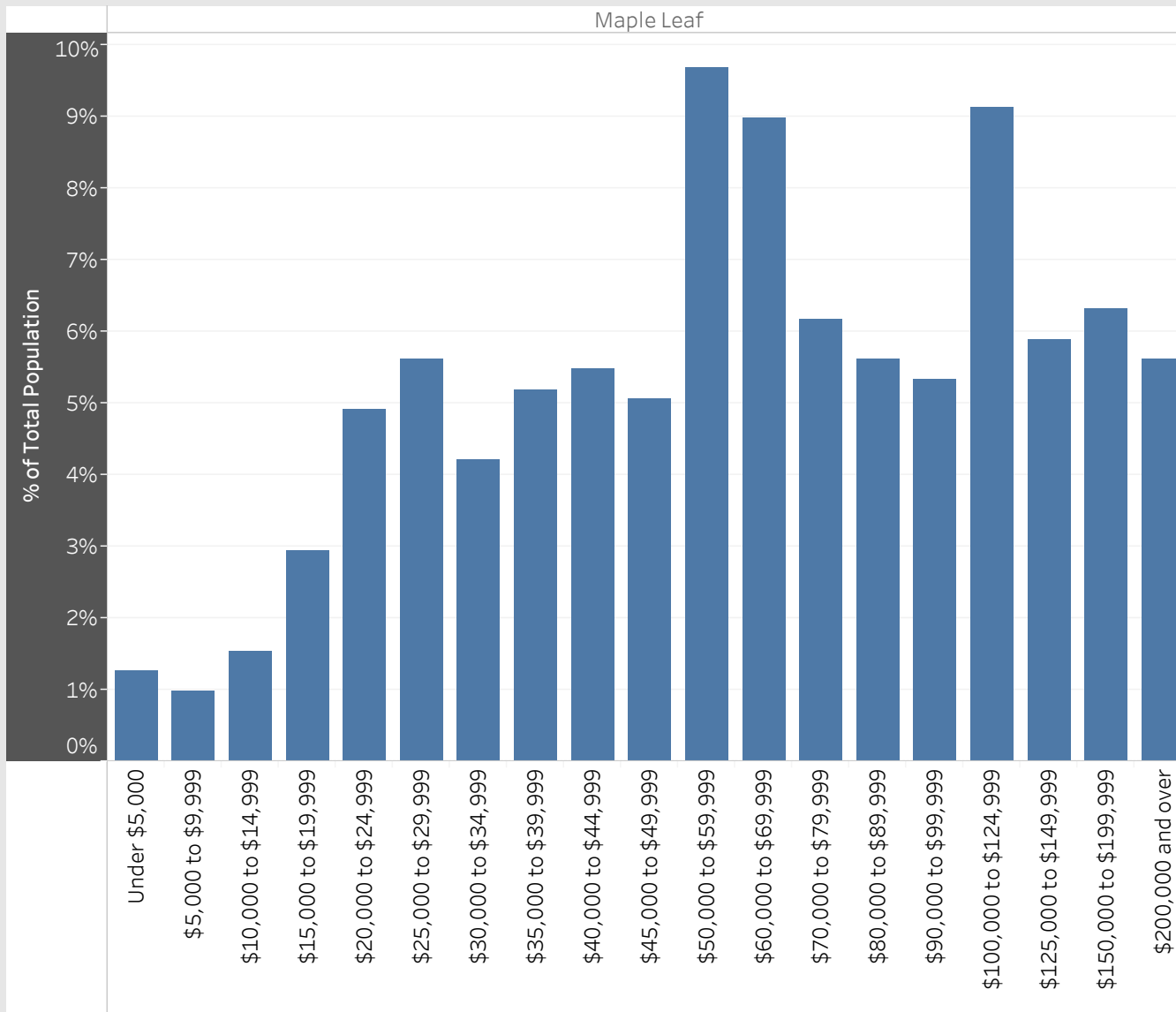


Maple Leaf
Neighbourhood Breakdown
July 1st, 2015 - March 31st, 2018

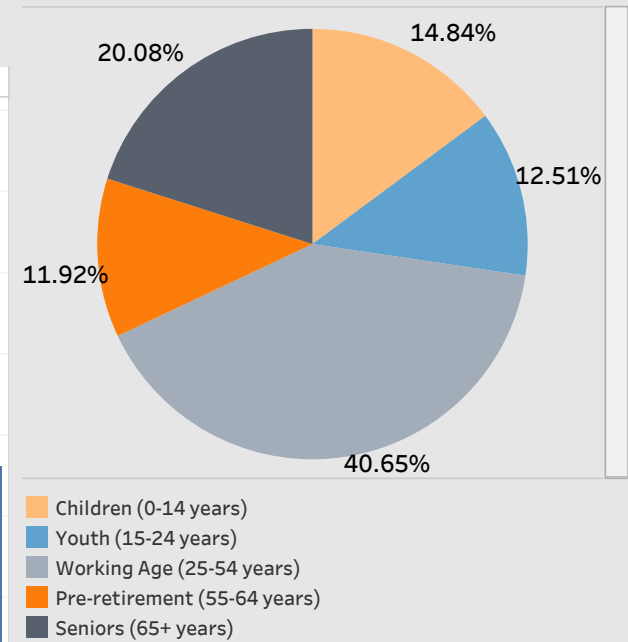


2016 StatsCan Data

Household Income in Maple Leaf



Age

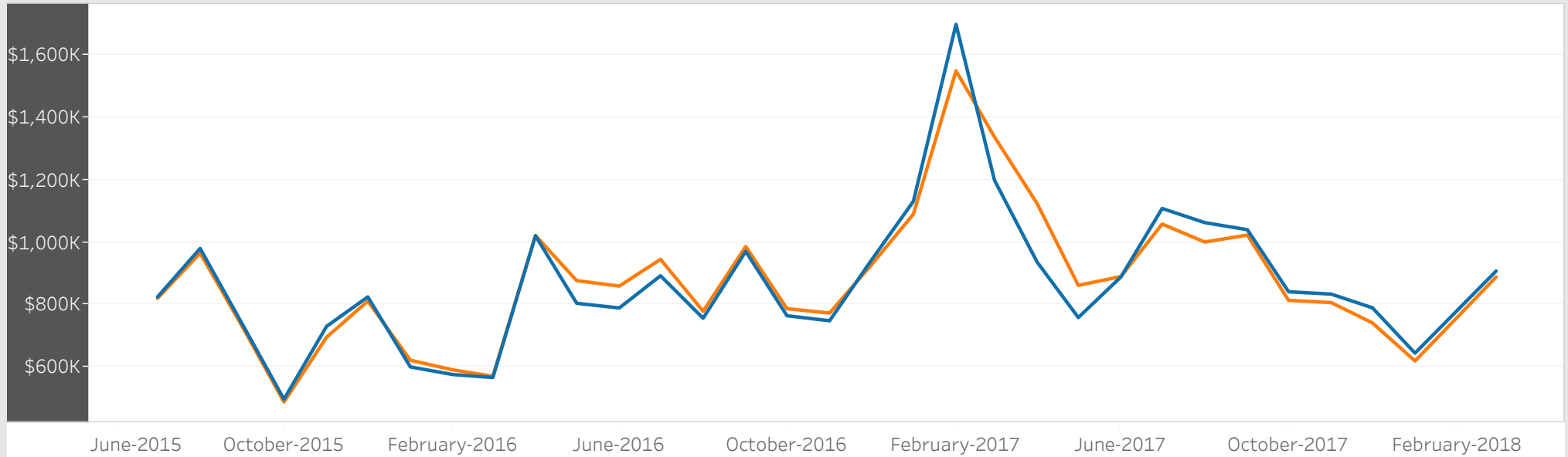


Visible Minorities

Not a visible minority	56.44%
Filipino	12.17%
South Asian	9.99%
Black	8.01%
Latin American	6.54%
Southeast Asian	2.74%
Chinese	1.42%
Multiple visible minorities	1.01%
Visible minority; n.i.e.	0.56%
Korean	0.46%
Arab	0.35%
Japanese	0.20%
West Asian	0.10%

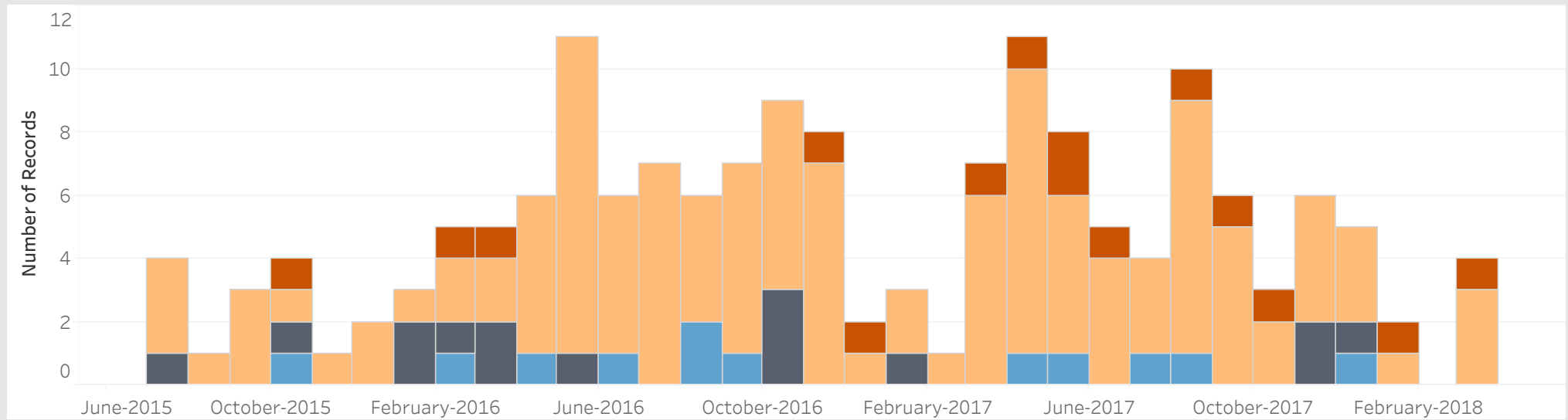
Average Sold Price vs. Average Ask Price in Maple Leaf

■ Avg. List Price ■ Avg. Sold Price



Properties Sold in Maple Leaf by Month

■ Condo ■ Detached ■ Semi-Detached ■ Townhouse



Data

Month, Day, Year of Sold Date	Address1	Property Type	Bedrooms	Washrooms	Days on the Market	List Price	Sold Price
2 July, 2015	315 Falstaff Ave, Toronto	Detached	3	3	9	\$650K	\$640K
8 July, 2015	3 Erie St, Toronto	Detached	3	3	24	\$700K	\$690K
20 July, 2015	33 Erie St, Toronto	Semi-Detached	3	2	7	\$550K	\$600K
22 July, 2015	27 Brome Rd, Toronto	Detached	4	5	21	\$1,398K	\$1,350K
18 August, 2015	359 Maple Leaf Dr, Toronto	Detached	3	5	23	\$980K	\$965K
2 September, 2015	37 Blue Springs Rd, Toronto	Detached	4	4	30	\$875K	\$775K
7 September, 2015	2533A Keele St, Toronto	Detached	4	3	12	\$730K	\$730K
15 September, 2015	49 Grovedale Ave, Toronto	Detached	3	2	8	\$599K	\$675K
8 October, 2015	192 Rory Rd, Toronto	Townhouse	3	2	18	\$495K	\$475K
	2608 Keele St, Toronto	Semi-Detached	3	2	13	\$510K	\$498K
13 October, 2015	101 Jay St, Toronto	Detached	2	2	12	\$700K	\$700K
29 October, 2015	404, 2615 Keele (Sale) St, Toronto	Condo	1	1	32	\$279K	\$277K
15 November, 2015	472 Maple Leaf Dr, Toronto	Detached	3	2	28	\$730K	\$695K
29 December, 2015	11 Circle Rdge, Toronto	Detached	2	2	37	\$950K	\$930K
30 December, 2015	64 Macleod St, Toronto	Detached	3	2	63	\$699K	\$692K
23 January, 2016	35 Erie St	Semi-Detached	3	2	3	\$550K	\$612K
27 January, 2016	1484 Lawrence Ave W	Semi-Detached	3	2	3	\$549K	\$542K
31 January, 2016	36 Battersea Cres	Detached	3	2	6	\$700K	\$710K
5 February, 2016	2606 Keele St	Semi-Detached	3	3	15	\$500K	\$562K
8 February, 2016	329 Maple Leaf Dr	Detached	3	3	0	\$999K	\$938K
10 February, 2016	95 Falstaff Ave	Detached	3	2	7	\$675K	\$771K
13 February, 2016	203, 200 Lotherton Ptwy	Condo	2	1	20	\$166K	\$165K
21 February, 2016	84 Rory Rd	Townhouse	3	4	4	\$536K	\$515K
3 March, 2016	302, 2615 Keele St	Condo	1	1	114	\$270K	\$252K
14 March, 2016	1280 Lawrence Ave W	Semi-Detached	3	2	10	\$520K	\$520K
21 March, 2016	111 Gracefield Ave	Detached	3	2	6	\$750K	\$740K
26 March, 2016	1500 Lawrence Ave	Semi-Detached	3	3	18	\$639K	\$635K
29 March, 2016	4 Wickford Dr	Detached	3	1	8	\$650K	\$702K

Data

Month, Day, Year of Sold Date	Address1	Property Type	Bedrooms	Washrooms	Days on the Market	List Price	Sold Price
6 April, 2016	32 Brome Rd	Detached	4	4	7	\$1,389K	\$1,442K
10 April, 2016	611 Queen's Dr, Toronto	Detached	3	3	25	\$988K	\$996K
20 April, 2016	268 Falstaff Ave	Detached	4	4	9	\$1,329K	\$1,250K
24 April, 2016	206 Rory Rd	Townhouse	4	3	5	\$579K	\$570K
25 April, 2016	82 North Park Dr	Detached	4	4	12	\$1,000K	\$1,051K
28 April, 2016	29 Battersea Cres	Detached	3	2	16	\$839K	\$820K
1 May, 2016	67 Grovedale Ave	Detached	3	2	6	\$699K	\$832K
2 May, 2016	8 Circle Rdge	Detached	5	3	10	\$1,000K	\$1,230K
6 May, 2016	318 Maple Leaf Dr	Detached	3	2	23	\$749K	\$915K
10 May, 2016	29 Veerland Dr	Detached	3	2	8	\$700K	\$858K
11 May, 2016	24 Connie St	Detached	2	2	7	\$599K	\$617K
13 May, 2016	247 Rustic Rd	Detached	3	2	3	\$749K	\$900K
15 May, 2016	2621 A Keele St	Semi-Detached	3	4	5	\$650K	\$660K
17 May, 2016	110 Treelawn Pkwy	Detached	4	5	6	\$1,399K	\$1,320K
19 May, 2016	34 Battersea Cres	Detached	3	3	19	\$950K	\$930K
30 May, 2016	129 Wyndale Dr	Detached	3	2	5	\$600K	\$626K
31 May, 2016	11 Del Ria Dr	Detached	3	2	15	\$749K	\$755K
3 June, 2016	21 Blue Springs Rd	Detached	2	2	2	\$730K	\$860K
5 June, 2016	138 Rory Rd	Townhouse	3	2	2	\$525K	\$585K
15 June, 2016	108 Gracefield Ave	Detached	2	2	18	\$680K	\$700K
20 June, 2016	15 Rollet Dr	Detached	5	4	12	\$1,399K	\$1,335K
23 June, 2016	112 Jay St	Detached	3	2	2	\$700K	\$861K
27 June, 2016	62 Blue Springs Rd	Detached	3	2	5	\$700K	\$814K
12 July, 2016	275 Maple Leaf Dr	Detached	3	2	7	\$799K	\$845K
13 July, 2016	10 Connie St	Detached	3	3	7	\$699K	\$875K
20 July, 2016	80 Erie St	Detached	3	2	7	\$750K	\$820K
27 July, 2016	363 Rustic Rd	Detached	4	5	7	\$1,100K	\$1,030K
28 July, 2016	130 Wyndale Dr	Detached	3	2	8	\$700K	\$798K

Data

Month, Day, Year of Sold Date	Address1	Property Type	Bedrooms	Washrooms	Days on the Market	List Price	Sold Price
28 July, 2016	250 Falstaff Ave	Detached	4	3	43	\$1,349K	\$1,290K
29 July, 2016	33 Dorsey Dr	Detached	3	3	4	\$849K	\$958K
9 August, 2016	96 Macleod St	Detached	3	2	4	\$699K	\$800K
	210 Rory Rd	Townhouse	3	4	14	\$600K	\$580K
11 August, 2016	144 Rory Rd	Townhouse	3	3	9	\$500K	\$596K
15 August, 2016	20 Connie St	Detached	3	2	5	\$698K	\$750K
24 August, 2016	171 Cornelius Pkwy	Detached	4	4	72	\$1,264K	\$1,170K
29 August, 2016	38 Veerland Dr	Detached	3	2	10	\$775K	\$775K
5 September, 2016	20 Rory Rd	Townhouse	2	3	3	\$550K	\$570K
6 September, 2016	11 Sparta Rd	Detached	4	3	17	\$1,009K	\$1,000K
7 September, 2016	123 Wyndale Dr	Detached	3	1	1	\$680K	\$790K
14 September, 2016	591 Queen's Dr	Detached	3	2	1	\$730K	\$758K
15 September, 2016	168 Cornelius Pkwy	Detached	4	5	3	\$1,699K	\$1,690K
24 September, 2016	67 Rory Rd	Detached	4	4	4	\$838K	\$845K
28 September, 2016	274 Falstaff Ave	Detached	4	4	6	\$1,289K	\$1,250K
6 October, 2016	1298 Lawrence Ave W	Semi-Detached	3	2	7	\$590K	\$618K
7 October, 2016	15 Quinan Dr	Semi-Detached	3	2	17	\$660K	\$650K
11 October, 2016	43 Del Ria Rd	Detached	3	2	7	\$750K	\$902K
16 October, 2016	45 Quinan Dr	Semi-Detached	3	3	5	\$600K	\$686K
	54 Grovedale Ave	Detached	4	4	6	\$1,049K	\$985K
18 October, 2016	352 Maple Leaf Dr	Detached	3	2	22	\$979K	\$930K
20 October, 2016	31 Valencia Cres	Detached	3	2	1	\$850K	\$820K
24 October, 2016	6 Wickford Dr	Detached	2	1	7	\$600K	\$728K
27 October, 2016	462 Maple Leaf Dr	Detached	4	2	16	\$799K	\$760K
1 November, 2016	31 Blue Springs Rd	Detached	3	2	7	\$750K	\$825K
	301 Falstaff Ave	Detached	3	2	18	\$865K	\$840K
2 November, 2016	13 Brome Rd	Detached	3	2	16	\$765K	\$740K
	78 Erie St	Detached	3	2	7	\$799K	\$875K

Data

Month, Day, Year of Sold Date	Address1	Property Type	Bedrooms	Washrooms	Days on the Market	List Price	Sold Price
3 November, 2016	32 Jay St	Detached	3	2	2	\$800K	\$882K
6 November, 2016	183 Cornelius Pkwy	Detached	3	1	10	\$775K	\$805K
9 November, 2016	204, 2522 Keele St	Condo	1	1	51	\$380K	\$370K
15 November, 2016	28 Wickford Dr	Detached	3	2	7	\$849K	\$845K
12 December, 2016	718, 2522 Keele St	Condo	1	1	47	\$280K	\$270K
30 December, 2016	8 King George's Dr	Detached	4	3	72	\$1,599K	\$1,580K
12 January, 2017	39 Jay St	Detached	4	4	44	\$1,600K	\$1,500K
13 January, 2017	2606 Keele St	Semi-Detached	3	3	10	\$795K	\$825K
23 January, 2017	41 Romeo St	Detached	5	3	84	\$999K	\$945K
21 February, 2017	8 Circle Rdge	Detached	5	3	4	\$1,699K	\$1,550K
5 March, 2017	38 Wickford Dr	Detached	4	5	5	\$1,499K	\$1,700K
8 March, 2017	714, 2522 Keele St	Condo	1	1	49	\$330K	\$330K
15 March, 2017	43 Battersea Cres	Detached	4	5	2	\$1,500K	\$1,700K
16 March, 2017	185 Cornelius Pkwy	Detached	3	3	4	\$900K	\$1,202K
24 March, 2017	68 North Park Dr	Detached	4	4	1	\$2,488K	\$2,400K
27 March, 2017	39 Del Ria Dr	Detached	3	2	6	\$800K	\$1,020K
28 March, 2017	14 Erie St	Detached	3	2	7	\$875K	\$1,014K
3 April, 2017	186 Cornelius Pkwy	Detached	3	3	4	\$998K	\$1,400K
4 April, 2017	2 Sparta Rd	Detached	3	3	4	\$939K	\$958K
	357 Rustic Rd	Detached	3	2	7	\$788K	\$895K
10 April, 2017	44 Redberry Pkwy	Detached	3	1	6	\$900K	\$1,300K
	280 Falstaff Ave	Detached	4	4	13	\$1,249K	\$1,445K
21 April, 2017	48 Cornelius Pkwy	Detached	3	2	3	\$879K	\$870K
	401, 2615 Keele St	Condo	1	1	24	\$299K	\$299K
25 April, 2017	9 Clubine Ave	Detached	3	2	1	\$800K	\$1,000K
27 April, 2017	3 Lookout Pl	Detached	3	2	8	\$1,000K	\$1,350K
	377 Maple Leaf Dr	Detached	4	5	1	\$1,850K	\$2,200K
28 April, 2017	116 Rory Rd	Townhouse	3	3	11	\$599K	\$650K

Data

Month, Day, Year of Sold Date	Address1	Property Type	Bedrooms	Washrooms	Days on the Market	List Price	Sold Price
3 May, 2017	5 Grovedale Ave	Detached	3	2	1	\$900K	\$1,200K
5 May, 2017	10 Jocada Rd	Detached	3	3	10	\$1,088K	\$1,065K
11 May, 2017	126 Rory Rd	Townhouse	3	3	7	\$590K	\$635K
	305, 2615 Keele St	Condo	1	1	6	\$309K	\$302K
16 May, 2017	315, 2522 Keele St	Condo	0	1	55	\$280K	\$290K
17 May, 2017	53 Cornelius Pkwy	Detached	2	2	30	\$950K	\$1,100K
18 May, 2017	60 Dorsey Crt	Detached	3	2	28	\$1,150K	\$1,300K
25 May, 2017	82 Grovedale Ave	Detached	3	2	10	\$799K	\$1,000K
4 June, 2017	402, 2522 Keele St	Condo	2	2	23	\$455K	\$455K
9 June, 2017	1 Wickford Dr	Detached	3	2	8	\$900K	\$899K
17 June, 2017	8 Valencia Cres	Detached	4	2	11	\$889K	\$885K
21 June, 2017	162 John St	Detached	3	3	12	\$700K	\$835K
23 June, 2017	113 Treelawn Pkwy	Detached	3	3	42	\$1,499K	\$1,375K
3 July, 2017	156 Rory Rd	Townhouse	3	3	20	\$600K	\$607K
14 July, 2017	27 Treelawn Pkwy	Detached	2	2	65	\$1,095K	\$1,055K
	238 Falstaff Ave	Detached	4	4	38	\$1,399K	\$1,311K
26 July, 2017	41 Treelawn Pkwy	Detached	4	2	82	\$1,339K	\$1,260K
3 August, 2017	40 Connie St	Detached	2	1	113	\$1,500K	\$1,300K
4 August, 2017	397 Maple Leaf Dr	Detached	4	3	23	\$1,399K	\$1,240K
5 August, 2017	500 Maple Leaf Dr	Detached	4	3	4	\$1,189K	\$1,100K
6 August, 2017	301, 2615 Keele St	Condo	1	1	9	\$315K	\$305K
7 August, 2017	80 Rory Rd	Townhouse	3	3	17	\$700K	\$685K
8 August, 2017	38 Wickford Dr	Detached	4	5	13	\$1,599K	\$1,590K
9 August, 2017	582 Queen's Dr	Detached	3	3	7	\$1,400K	\$1,325K
24 August, 2017	14 Sparta Rd	Detached	3	2	8	\$750K	\$765K
28 August, 2017	15 Macleod St	Detached	3	1	32	\$778K	\$745K
31 August, 2017	44 Romeo St	Detached	3	2	72	\$999K	\$950K
13 September, 2017	707, 2522 Keele St	Condo	2	2	20	\$466K	\$462K

Data

Month, Day, Year of Sold Date	Address1	Property Type	Bedrooms	Washrooms	Days on the Market	List Price	Sold Price
16 September, 2017	34 Brome Rd	Detached	3	4	3	\$1,250K	\$1,250K
20 September, 2017	260 Falstaff Ave	Detached	4	5	12	\$1,579K	\$1,565K
21 September, 2017	23 Kinkora Dr	Detached	3	2	28	\$1,089K	\$1,050K
	79 Floral Pkwy	Detached	4	2	13	\$908K	\$880K
28 September, 2017	431 Rustic Rd	Detached	2	2	23	\$949K	\$930K
13 October, 2017	53 Jay St	Detached	2	2	80	\$1,149K	\$1,080K
	619, 2522 Keele St	Condo	1	2	25	\$375K	\$370K
26 October, 2017	29 Treelawn Pkwy	Detached	3	4	2	\$999K	\$990K
7 November, 2017	1256 Lawrence Ave W	Semi-Detached	3	2	27	\$569K	\$565K
11 November, 2017	2565 Keele St	Detached	4	3	58	\$900K	\$855K
14 November, 2017	417 Rustic Rd	Detached	3	2	26	\$935K	\$900K
21 November, 2017	34 Donofree Rd	Semi-Detached	3	2	7	\$728K	\$728K
22 November, 2017	404 Rustic Rd	Detached	3	2	16	\$870K	\$835K
25 November, 2017	351 Maple Leaf Dr	Detached	3	3	3	\$999K	\$955K
6 December, 2017	228 Falstaff Ave	Detached	3	2	70	\$789K	\$755K
12 December, 2017	1474 Lawrence Ave W	Semi-Detached	3	2	71	\$700K	\$680K
14 December, 2017	29 Brome Rd	Detached	3	2	15	\$830K	\$815K
29 December, 2017	9, 118 Rory Rd	Townhouse	3	3	56	\$679K	\$665K
	283 Falstaff Ave	Detached	3	2	118	\$950K	\$790K
3 January, 2018	34 Gracefield Ave	Detached	3	2	28	\$979K	\$943K
13 January, 2018	104, 2615 Keele St	Condo	1	1	40	\$309K	\$295K
2 March, 2018	2 Macleod St	Detached	2	1	29	\$780K	\$750K
19 March, 2018	53 Rory Rd	Detached	4	4	7	\$850K	\$868K
23 March, 2018	211, 2522 Keele St	Condo	1	2	10	\$400K	\$395K
24 March, 2018	348 Maple Leaf Dr	Detached	4	3	133	\$1,600K	\$1,540K