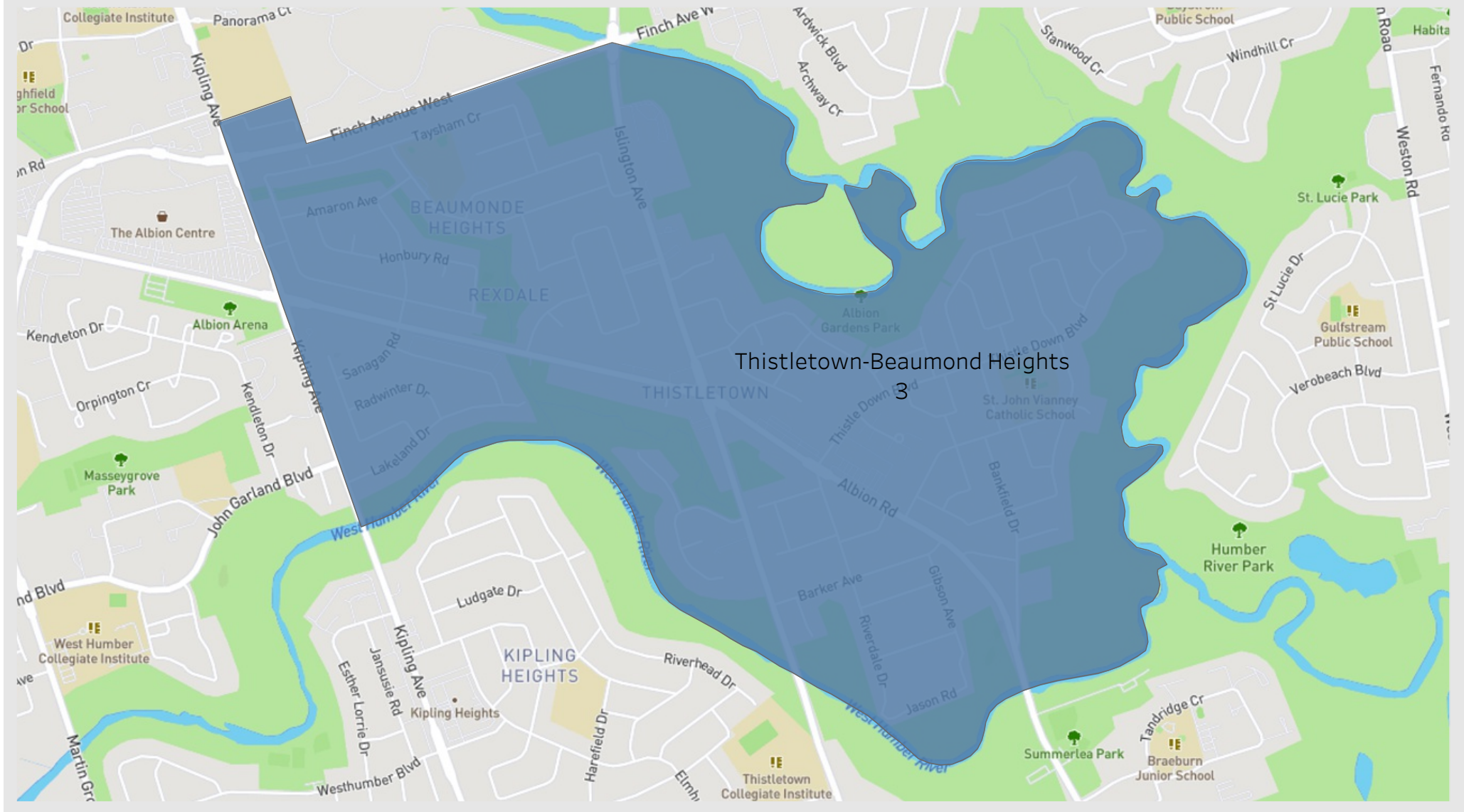
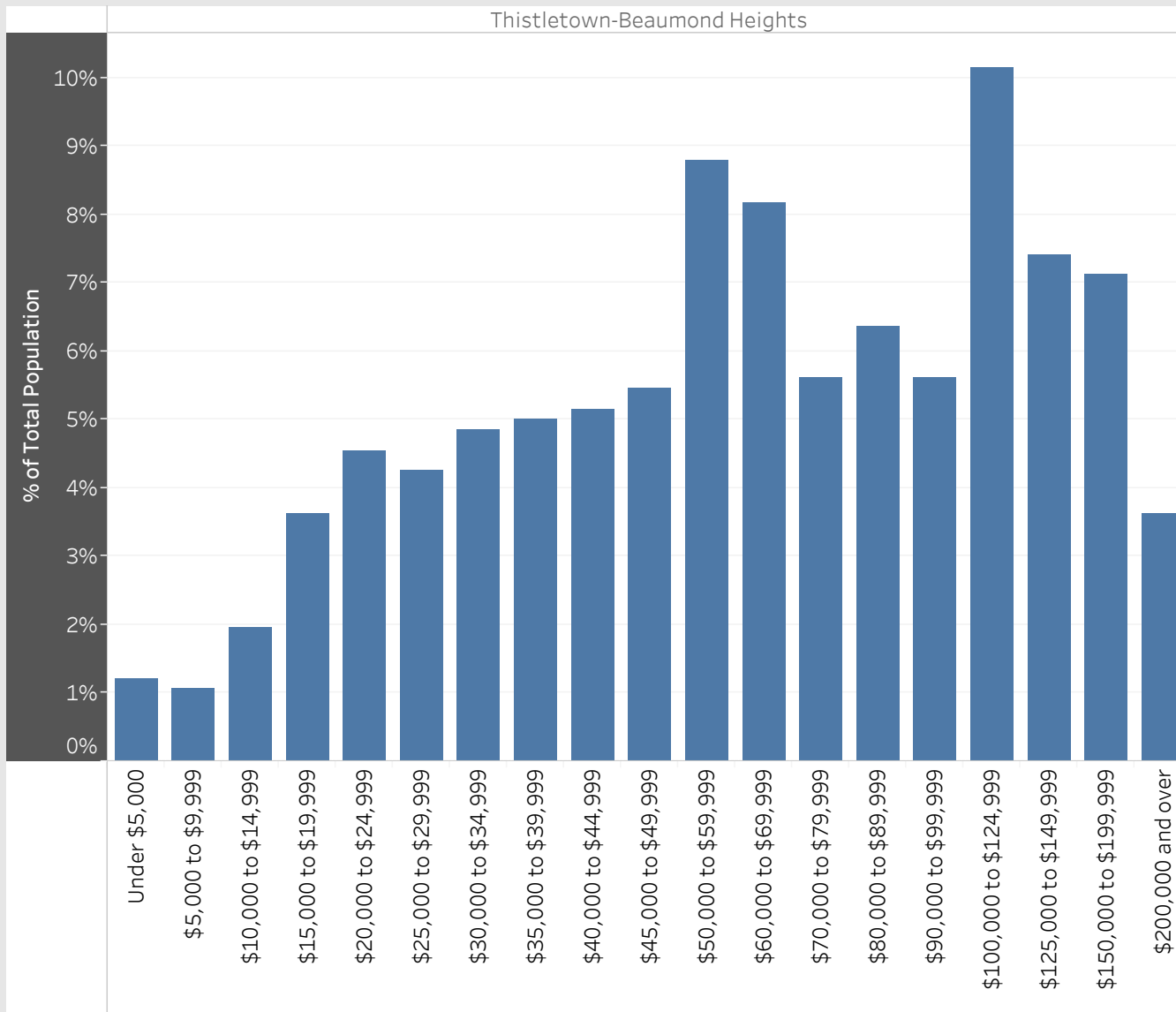


Thistletown-Beaumont Heights
Neighbourhood Breakdown
July 1st, 2015 - March 31st, 2018

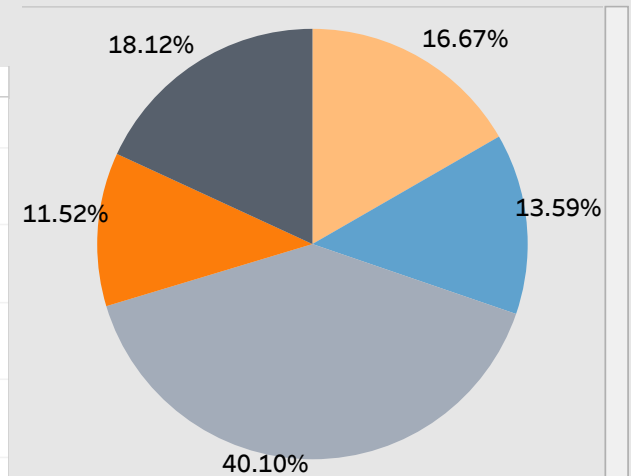


2016 StatsCan Data

Household Income in Thistletown-Beaumont Heights



Age



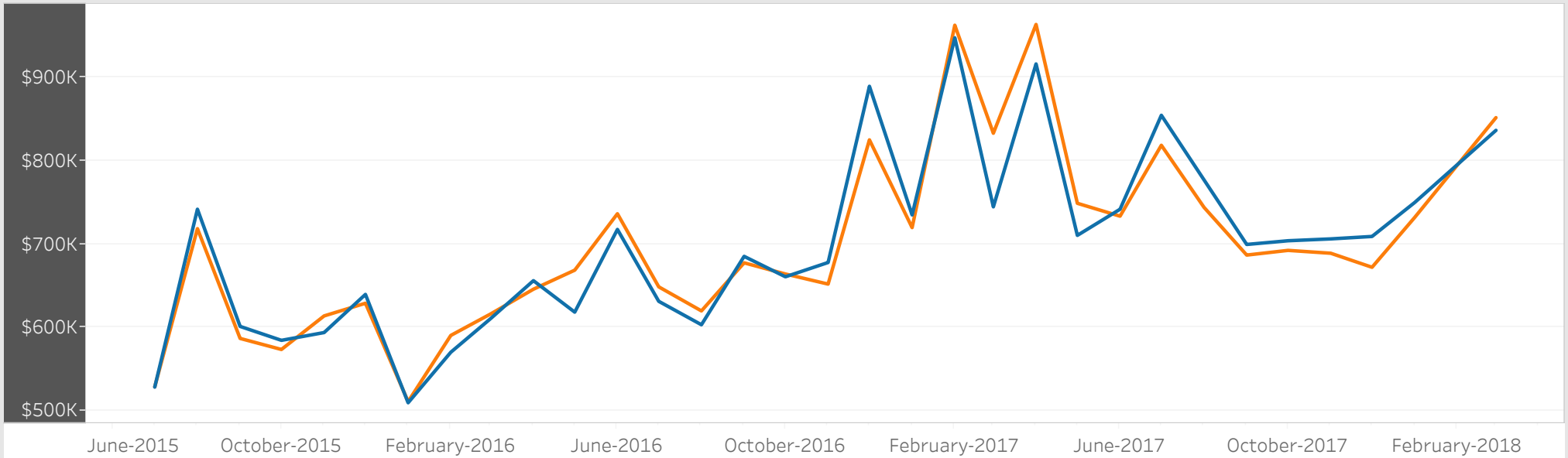
- Children (0-14 years)
- Youth (15-24 years)
- Working Age (25-54 years)
- Pre-retirement (55-64 years)
- Seniors (65+ years)

Visible Minorities

Not a visible minority	35.65%
South Asian	25.20%
Black	16.22%
Latin American	6.51%
Arab	3.75%
Filipino	3.01%
Visible minority; n.i.e.	2.81%
West Asian	2.47%
Multiple visible minorities	1.58%
Southeast Asian	1.18%
Chinese	1.08%
Korean	0.39%
Japanese	0.15%

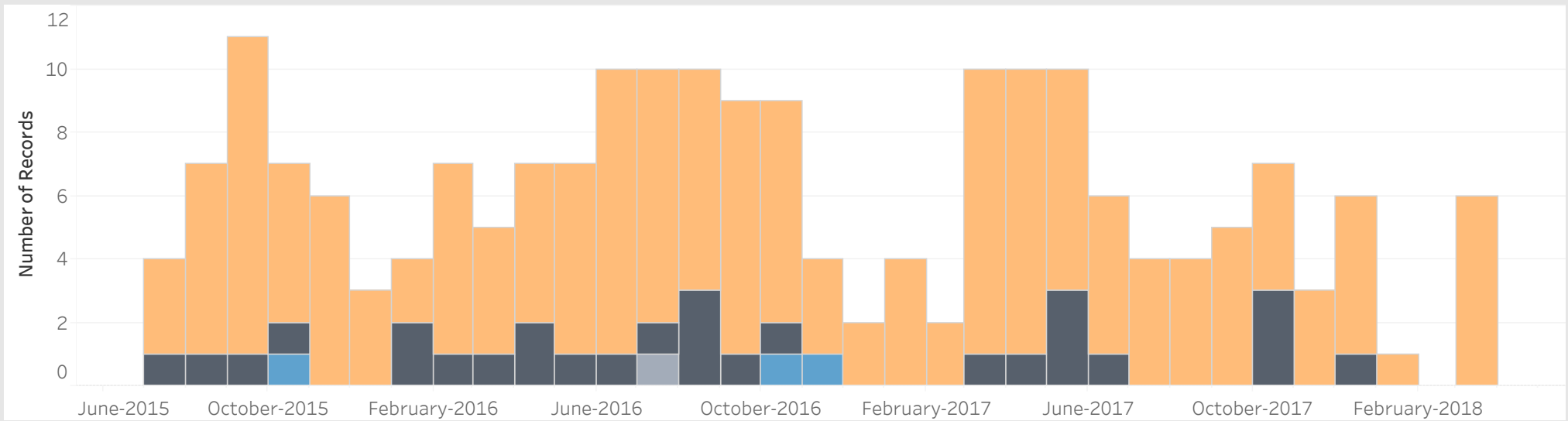
Average Sold Price vs. Average Ask Price in Thistleton-Beaumont Heights

■ Avg. List Price ■ Avg. Sold Price



Properties Sold in Thistleton-Beaumont Heights by Month

■ Detached ■ Semi-Detached ■ Townhouse ■ Other



Data

Month, Day, Year of Sold Date	Address1	Property Type	Bedrooms	Washrooms	Days on the Market	List Price	Sold Price
2 July, 2015	45 Barkwin Dr, Toronto	Detached	3	2	4	\$559K	\$570K
8 July, 2015	3 Bridgenorth Cres, Toronto	Detached	4	2	3	\$515K	\$530K
14 July, 2015	36 Monterrey Dr, Toronto	Detached	3	3	9	\$560K	\$530K
21 July, 2015	64 Felan Cres, Toronto	Semi-Detached	4	3	5	\$480K	\$485K
5 August, 2015	19 Lund Ave, Toronto	Detached	4	4	47	\$1,200K	\$1,120K
7 August, 2015	11 Quinby Crt, Toronto	Detached	4	2	8	\$569K	\$530K
17 August, 2015	10 Todd Brook Dr, Toronto	Detached	4	4	57	\$930K	\$905K
19 August, 2015	40 Grovetree Rd, Toronto	Detached	3	5	65	\$960K	\$905K
23 August, 2015	25 Sanagan Rd, Toronto	Semi-Detached	4	2	11	\$410K	\$408K
24 August, 2015	15 Alhart Dr, Toronto	Detached	3	3	5	\$599K	\$612K
31 August, 2015	16 Bankfield Dr, Toronto	Detached	3	2	12	\$525K	\$550K
7 September, 2015	204 Taysham Cres, Toronto	Detached	3	2	17	\$560K	\$550K
16 September, 2015	21 Bentwick Cres, Toronto	Detached	3	2	6	\$620K	\$615K
	2706 Islington Ave, Toronto	Detached	4	4	15	\$800K	\$805K
17 September, 2015	627 Albion Rd, Toronto	Detached	4	6	95	\$999K	\$885K
18 September, 2015	140 Taysham Cres, Toronto	Detached	3	2	11	\$469K	\$465K
19 September, 2015	41 Bentwick Cres, Toronto	Detached	3	2	130	\$579K	\$570K
	44 Radwinter Dr, Toronto	Semi-Detached	4	2	7	\$460K	\$450K
26 September, 2015	36 Benstrow Ave, Toronto	Detached	3	3	8	\$550K	\$566K
29 September, 2015	63 Barkwin Dr, Toronto	Detached	3	2	5	\$619K	\$600K
30 September, 2015	17 Monterrey Dr, Toronto	Detached	3	2	14	\$479K	\$475K
	175 Taysham Cres, Toronto	Detached	3	2	7	\$479K	\$474K
5 October, 2015	3 Norwich Pl, Toronto	Detached	3	4	18	\$879K	\$856K
19 October, 2015	27 Bentwick Cres, Toronto	Detached	3	2	12	\$529K	\$532K
20 October, 2015	249 Thistle Down Blvd, Toronto	Detached	2	2	14	\$609K	\$585K
25 October, 2015	118 Taysham Cres, Toronto	Detached	3	4	3	\$540K	\$530K
28 October, 2015	117 Lakeland Dr, Toronto	Semi-Detached	3	5	10	\$550K	\$542K
29 October, 2015	37 Thistle Down Blvd, Toronto	Townhouse	3	4	70	\$425K	\$420K

Data

Month, Day, Year of Sold Date	Address1	Property Type	Bedrooms	Washrooms	Days on the Market	List Price	Sold Price
29 October, 2015	215 Thistle Down Blvd, Toronto	Detached	3	2	15	\$560K	\$550K
12 November, 2015	8 Bentwick Cres, Toronto	Detached	3	2	10	\$550K	\$570K
19 November, 2015	25 Bridgenorth Cres, Toronto	Detached	3	2	12	\$540K	\$560K
	89 Monterrey Dr, Toronto	Detached	3	2	11	\$550K	\$561K
22 November, 2015	9 Bridgenorth Cres, Toronto	Detached	3	2	30	\$585K	\$567K
	2686 Islington Ave, Toronto	Detached	2	2	9	\$779K	\$875K
29 November, 2015	162 Thistledown Blvd, Toronto	Detached	4	2	14	\$560K	\$550K
3 December, 2015	41 Barker Ave, Toronto	Detached	2	1	45	\$599K	\$572K
6 December, 2015	145 Taysham Cres, Toronto	Detached	3	2	21	\$570K	\$570K
22 December, 2015	27 Alhart Dr, Toronto	Detached	2	3	43	\$750K	\$745K
4 January, 2016	19 Alhart Dr, Toronto	Detached	4	2	18	\$560K	\$559K
12 January, 2016	47 Lakeland Dr, Toronto	Semi-Detached	4	2	78	\$460K	\$445K
16 January, 2016	64 Lightwood Dr, Toronto	Semi-Detached	4	2	80	\$500K	\$500K
24 January, 2016	15 College St	Detached	2	2	11	\$519K	\$541K
6 February, 2016	2557 Islington Ave	Detached	3	3	16	\$779K	\$765K
10 February, 2016	18 Beaumonde Heights Dr	Detached	3	3	6	\$535K	\$570K
16 February, 2016	34 Barkwin Dr	Detached	3	3	34	\$655K	\$627K
22 February, 2016	45 Beaumonde Heights Dr	Detached	3	2	6	\$545K	\$585K
23 February, 2016	3 Honbury Rd	Detached	3	1	7	\$499K	\$581K
25 February, 2016	43 Felan Cres	Semi-Detached	4	2	0	\$440K	\$438K
28 February, 2016	3 Judhaven Rd	Detached	3	2	6	\$539K	\$567K
11 March, 2016	74 Felan Cres	Semi-Detached	3	2	4	\$530K	\$512K
12 March, 2016	12 Pagoda Pl	Detached	3	2	19	\$700K	\$678K
15 March, 2016	51 Taysham Cres	Detached	3	1	11	\$535K	\$562K
18 March, 2016	5 Bentwick Cres	Detached	3	2	2	\$599K	\$655K
30 March, 2016	16 Barker Ave	Detached	3	3	13	\$690K	\$675K
1 April, 2016	7 Calstock Dr	Detached	3	2	38	\$600K	\$595K
5 April, 2016	28 Lakeland Dr	Semi-Detached	4	2	28	\$530K	\$525K

Data

Month, Day, Year of Sold Date	Address1	Property Type	Bedrooms	Washrooms	Days on the Market	List Price	Sold Price
6 April, 2016	28 Farr Ave	Detached	3	2	7	\$549K	\$586K
13 April, 2016	11 Bankfield Dr	Detached	3	1	7	\$629K	\$590K
20 April, 2016	20 Bentwick Cres	Semi-Detached	3	2	40	\$520K	\$517K
	21 Lund Ave	Detached	4	4	19	\$1,165K	\$1,125K
26 April, 2016	11 Bridge North Cres	Detached	3	3	3	\$600K	\$583K
1 May, 2016	12 Lund Ave	Detached	3	4	2	\$710K	\$755K
	51 Bridgenorth Cres	Detached	3	2	2	\$590K	\$625K
19 May, 2016	79 Thistle Down Blvd	Semi-Detached	4	2	2	\$540K	\$528K
20 May, 2016	6 Bankfield Dr	Detached	3	2	7	\$570K	\$694K
21 May, 2016	34 Monterrey Dr	Detached	4	3	15	\$580K	\$572K
29 May, 2016	24 Farr Ave	Detached	3	3	4	\$589K	\$602K
31 May, 2016	17 Bradshaw Ave	Detached	4	4	8	\$750K	\$905K
1 June, 2016	7 Grovetree Rd	Detached	3	3	12	\$739K	\$725K
5 June, 2016	30 Barkwin Dr	Detached	3	2	8	\$579K	\$636K
8 June, 2016	9 Sanderson Rd	Detached	3	3	6	\$600K	\$622K
14 June, 2016	28 Batawa Cres	Detached	4	3	4	\$600K	\$690K
21 June, 2016	24 Felan Cres	Semi-Detached	4	2	4	\$459K	\$550K
	186 Thistle Down Blvd	Detached	3	2	27	\$585K	\$580K
22 June, 2016	10 Mcgillivray Ave	Detached	3	1	1	\$540K	\$610K
24 June, 2016	8 Harlow Cres	Detached	5	4	8	\$1,199K	\$1,140K
26 June, 2016	11 Stewart Ave	Detached	4	5	48	\$1,295K	\$1,200K
29 June, 2016	185 Taysham Cres	Detached	3	3	7	\$580K	\$611K
14 July, 2016	6 Ladywood Dr	Detached	5	2	31	\$699K	\$670K
16 July, 2016	48 Gibson Ave	Detached	3	2	3	\$700K	\$765K
18 July, 2016	12 Pagoda Pl	Detached	3	2	4	\$648K	\$700K
20 July, 2016	53 Taysham Cres	Detached	2	2	7	\$570K	\$615K
	2589 Islington Ave	Detached	3	4	5	\$800K	\$778K
22 July, 2016	10 Radwinter Dr	Semi-Detached	2	2	13	\$549K	\$548K

Data

Month, Day, Year of Sold Date	Address1	Property Type	Bedrooms	Washrooms	Days on the Market	List Price	Sold Price
23 July, 2016	220 Thistle Down Blvd	Detached	3	2	3	\$499K	\$600K
24 July, 2016	965 Albion Rd	Other	2	3	31	\$560K	\$550K
26 July, 2016	17 Ladywood Dr	Detached	3	2	15	\$659K	\$655K
	41 Harlow Cres	Detached	3	2	18	\$630K	\$607K
4 August, 2016	57 Bridgenorth Cres	Detached	3	2	13	\$605K	\$658K
8 August, 2016	46 Lakeland Dr	Semi-Detached	3	3	4	\$530K	\$590K
12 August, 2016	239 Taysham Cres	Detached	3	2	10	\$550K	\$600K
13 August, 2016	3 Dashwood Cres	Detached	2	2	18	\$599K	\$585K
18 August, 2016	10 Lakeland Dr	Semi-Detached	4	2	28	\$540K	\$523K
	38 Monterrey Dr	Detached	3	3	9	\$660K	\$665K
	773 Albion Rd	Detached	4	2	28	\$650K	\$623K
22 August, 2016	20 Lightwood Dr	Semi-Detached	3	2	7	\$530K	\$605K
	35 Alhart Dr	Detached	3	2	7	\$769K	\$750K
23 August, 2016	225 Taysham Cres	Detached	3	2	4	\$600K	\$600K
5 September, 2016	60 Lakeland Dr	Semi-Detached	3	2	9	\$580K	\$575K
6 September, 2016	1246 Albion Rd	Detached	3	2	40	\$750K	\$722K
8 September, 2016	8 Mcgillivray Ave	Detached	3	1	35	\$600K	\$563K
10 September, 2016	6 Dashwood Cres	Detached	3	3	29	\$775K	\$750K
	84 Taysham Cres	Detached	3	2	3	\$669K	\$669K
25 September, 2016	3 Judhaven Rd	Detached	3	3	9	\$700K	\$735K
27 September, 2016	28 Gibson Ave	Detached	3	3	26	\$800K	\$788K
28 September, 2016	29 Farr Ave	Detached	3	2	2	\$599K	\$621K
29 September, 2016	12 Bradshaw Ave	Detached	3	2	13	\$695K	\$675K
2 October, 2016	133 Taysham Cres	Detached	3	3	2	\$650K	\$671K
4 October, 2016	5 Thistle Down Blvd	Townhouse	3	4	39	\$520K	\$510K
12 October, 2016	88 Taysham Cres	Detached	3	3	43	\$675K	\$675K
16 October, 2016	19 Sanagan Rd	Semi-Detached	4	4	16	\$600K	\$625K
18 October, 2016	89 Riverdale Dr	Detached	3	3	7	\$730K	\$705K

Data

Month, Day, Year of Sold Date	Address1	Property Type	Bedrooms	Washrooms	Days on the Market	List Price	Sold Price
21 October, 2016	107 Alhart Dr	Detached	3	2	10	\$700K	\$723K
27 October, 2016	2566 Islington Ave	Detached	5	3	9	\$775K	\$750K
31 October, 2016	35 Alhart Dr	Detached	3	2	30	\$699K	\$688K
	90 Taysham Cres	Detached	3	1	4	\$599K	\$630K
4 November, 2016	#33, 31A Thistle Down Blvd	Townhouse	3	3	15	\$548K	\$525K
5 November, 2016	29 Benstrow Ave	Detached	3	3	25	\$669K	\$643K
23 November, 2016	27 Dashwood Cres	Detached	3	2	15	\$620K	\$605K
25 November, 2016	34 Jason Rd	Detached	3	2	36	\$875K	\$835K
2 December, 2016	20 Amaron Ave	Detached	3	1	25	\$630K	\$610K
22 December, 2016	10 Waltham Dr	Detached	4	3	43	\$1,149K	\$1,040K
12 January, 2017	40 Dashwood Cres	Detached	3	2	33	\$680K	\$658K
26 January, 2017	1 Judhaven Rd	Detached	3	2	0	\$700K	\$701K
27 January, 2017	130 Thistle Down Blvd	Detached	4	2	15	\$750K	\$725K
31 January, 2017	2562 Islington Ave	Detached	3	3	8	\$810K	\$795K
10 February, 2017	51 Monterrey Dr	Detached	3	2	2	\$725K	\$715K
24 February, 2017	4 Edgebrook Dr	Detached	4	5	92	\$1,170K	\$1,210K
1 March, 2017	142 Taysham Cres	Detached	3	2	8	\$640K	\$725K
	1246 Albion Rd	Detached	3	2	22	\$880K	\$876K
7 March, 2017	36 Bankfield Dr	Detached	3	2	12	\$790K	\$850K
9 March, 2017	25 Dashwood Cres	Detached	2	2	1	\$649K	\$725K
10 March, 2017	7 Forest Path Crt	Detached	3	2	8	\$800K	\$925K
13 March, 2017	24 Barkwin Dr	Detached	3	2	3	\$700K	\$833K
17 March, 2017	18 Allcroft Dr	Detached	3	2	9	\$760K	\$810K
18 March, 2017	5 Playdell Crt	Detached	3	3	2	\$850K	\$969K
22 March, 2017	261 Taysham Cres	Detached	3	2	8	\$780K	\$880K
29 March, 2017	47 Lakeland Dr	Semi-Detached	4	3	6	\$599K	\$736K
1 April, 2017	9 Bridgenorth Cres	Detached	3	2	11	\$819K	\$800K
	12 Dashwood Cres	Detached	3	2	5	\$680K	\$750K

Data

Month, Day, Year of Sold Date	Address1	Property Type	Bedrooms	Washrooms	Days on the Market	List Price	Sold Price
2 April, 2017	8 Attercliff Crt	Detached	2	2	4	\$650K	\$853K
5 April, 2017	65 Barker Ave	Detached	5	5	90	\$1,950K	\$1,830K
6 April, 2017	70 Barkwin Dr	Detached	3	2	9	\$799K	\$890K
16 April, 2017	2 Kenhill Dr, Toronto	Detached	3	2	10	\$690K	\$760K
	33 Felan Cres	Semi-Detached	4	2	6	\$550K	\$531K
21 April, 2017	15 Disan Crt	Detached	4	4	9	\$949K	\$940K
24 April, 2017	16 Forest Path Crt	Detached	6	4	5	\$1,275K	\$1,360K
25 April, 2017	59 Honbury Rd	Detached	3	3	5	\$799K	\$920K
4 May, 2017	38 Calstock Dr	Detached	3	2	6	\$679K	\$770K
	9 Deanlea Crt	Detached	3	2	4	\$730K	\$715K
8 May, 2017	30 Dashwood Cres	Detached	3	2	5	\$679K	\$830K
	25 Thistledown Blvd	Semi-Detached	3	4	27	\$600K	\$600K
9 May, 2017	25 Thistledown Blvd	Semi-Detached	3	4	27	\$600K	\$600K
11 May, 2017	5 Alhart Dr	Detached	3	3	1	\$920K	\$900K
15 May, 2017	31 Bentwick Cres	Detached	3	2	13	\$849K	\$845K
16 May, 2017	3 Alhart Dr	Detached	3	2	7	\$799K	\$799K
	73 Thistle Down Blvd	Semi-Detached	4	2	11	\$600K	\$620K
18 May, 2017	15 Waltham Dr	Detached	2	2	2	\$649K	\$800K
29 May, 2017	20 Lakeland Dr	Semi-Detached	4	2	17	\$600K	\$610K
3 June, 2017	1194 Albion Rd	Detached	3	3	17	\$880K	\$881K
4 June, 2017	95 Taysham Cres	Detached	3	3	9	\$730K	\$710K
6 June, 2017	5 Bentwick Cres	Detached	3	2	1	\$782K	\$770K
7 June, 2017	70 Thistle Down Blvd	Semi-Detached	3	2	15	\$640K	\$660K
14 June, 2017	55 Barkwin Dr	Detached	3	2	15	\$769K	\$750K
19 June, 2017	253 Taysham Cres	Detached	3	2	17	\$650K	\$630K
5 July, 2017	11 Barkwin Dr	Detached	3	2	16	\$819K	\$765K
14 July, 2017	23 Bridgenorth Cres	Detached	3	2	73	\$700K	\$685K
19 July, 2017	50 Grovetree Rd	Detached	4	4	29	\$1,250K	\$1,175K
26 July, 2017	38 Amaron Ave	Detached	3	2	12	\$649K	\$649K

Data

Month, Day, Year of Sold Date	Address1	Property Type	Bedrooms	Washrooms	Days on the Market	List Price	Sold Price
1 August, 2017	117 Alhart Dr	Detached	3	2	22	\$800K	\$740K
8 August, 2017	261 Taysham Cres	Detached	3	2	7	\$899K	\$881K
17 August, 2017	1 Pagoda Pl	Detached	3	1	64	\$709K	\$660K
25 August, 2017	52 Thistle Down Blvd	Detached	4	3	9	\$700K	\$695K
1 September, 2017	35 Bentwick Cres	Detached	3	2	29	\$698K	\$675K
8 September, 2017	14 Alhart Dr	Detached	3	2	79	\$736K	\$714K
9 September, 2017	26 Amaron Ave	Detached	3	2	2	\$675K	\$680K
13 September, 2017	27 Beaumonde Heights Dr	Detached	4	3	69	\$720K	\$700K
19 September, 2017	26 Wardlaw Cres	Detached	3	2	7	\$669K	\$665K
2 October, 2017	75 Lakeland Dr	Semi-Detached	4	2	6	\$530K	\$547K
3 October, 2017	240 Thistledown Blvd	Detached	3	2	91	\$699K	\$673K
13 October, 2017	232 Thistle Down Blvd	Detached	3	2	3	\$600K	\$605K
18 October, 2017	57 Radwinter Dr	Semi-Detached	4	3	33	\$625K	\$607K
24 October, 2017	12 Lakeland Dr	Semi-Detached	4	2	137	\$599K	\$585K
26 October, 2017	18 Disan Crt	Detached	3	4	9	\$897K	\$910K
	25 Dashwood Cres	Detached	2	2	16	\$978K	\$920K
11 November, 2017	24 Dashwood Cres	Detached	3	2	22	\$689K	\$690K
20 November, 2017	27 Dashwood Cres	Detached	3	2	7	\$750K	\$732K
25 November, 2017	22 Dashwood Cres	Detached	3	2	60	\$680K	\$645K
1 December, 2017	4 Honbury Rd	Detached	4	3	35	\$729K	\$680K
5 December, 2017	6 Todd Brook Dr	Detached	2	2	56	\$750K	\$660K
7 December, 2017	107 Lakeland Dr	Semi-Detached	3	2	14	\$590K	\$610K
9 December, 2017	15 Batawa Cres	Detached	3	3	5	\$747K	\$710K
13 December, 2017	18 Bradshaw Ave	Detached	3	2	61	\$750K	\$693K
27 December, 2017	90 Thistle Down Blvd	Detached	3	2	30	\$689K	\$680K
18 January, 2018	28 Wardlaw Cres	Detached	3	2	57	\$750K	\$732K
3 March, 2018	31 Gibson Ave	Detached	3	3	9	\$960K	\$945K
9 March, 2018	232 Thistle Down Blvd	Detached	3	2	29	\$700K	\$695K

Data

Month, Day, Year of Sold Date	Address1	Property Type	Bedrooms	Washrooms	Days on the Market	List Price	Sold Price
10 March, 2018	156 Thistle Down Blvd	Detached	4	2	5	\$740K	\$740K
16 March, 2018	21 Allcroft Dr	Detached	3	1	17	\$740K	\$740K
28 March, 2018	14 Forest Path Crt	Detached	3	3	8	\$1,000K	\$1,115K
30 March, 2018	2561 Islington Ave	Detached	4	3	108	\$879K	\$875K