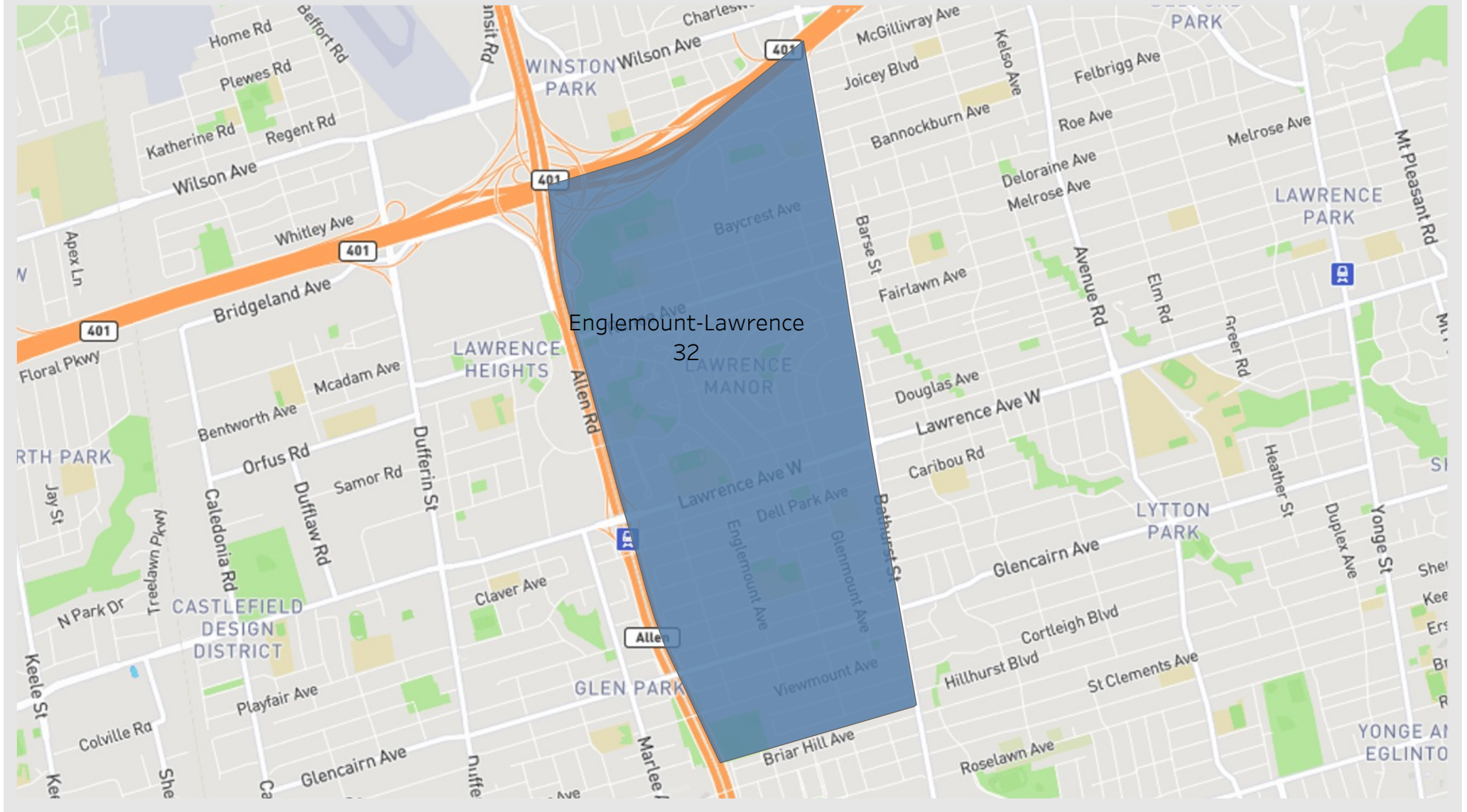
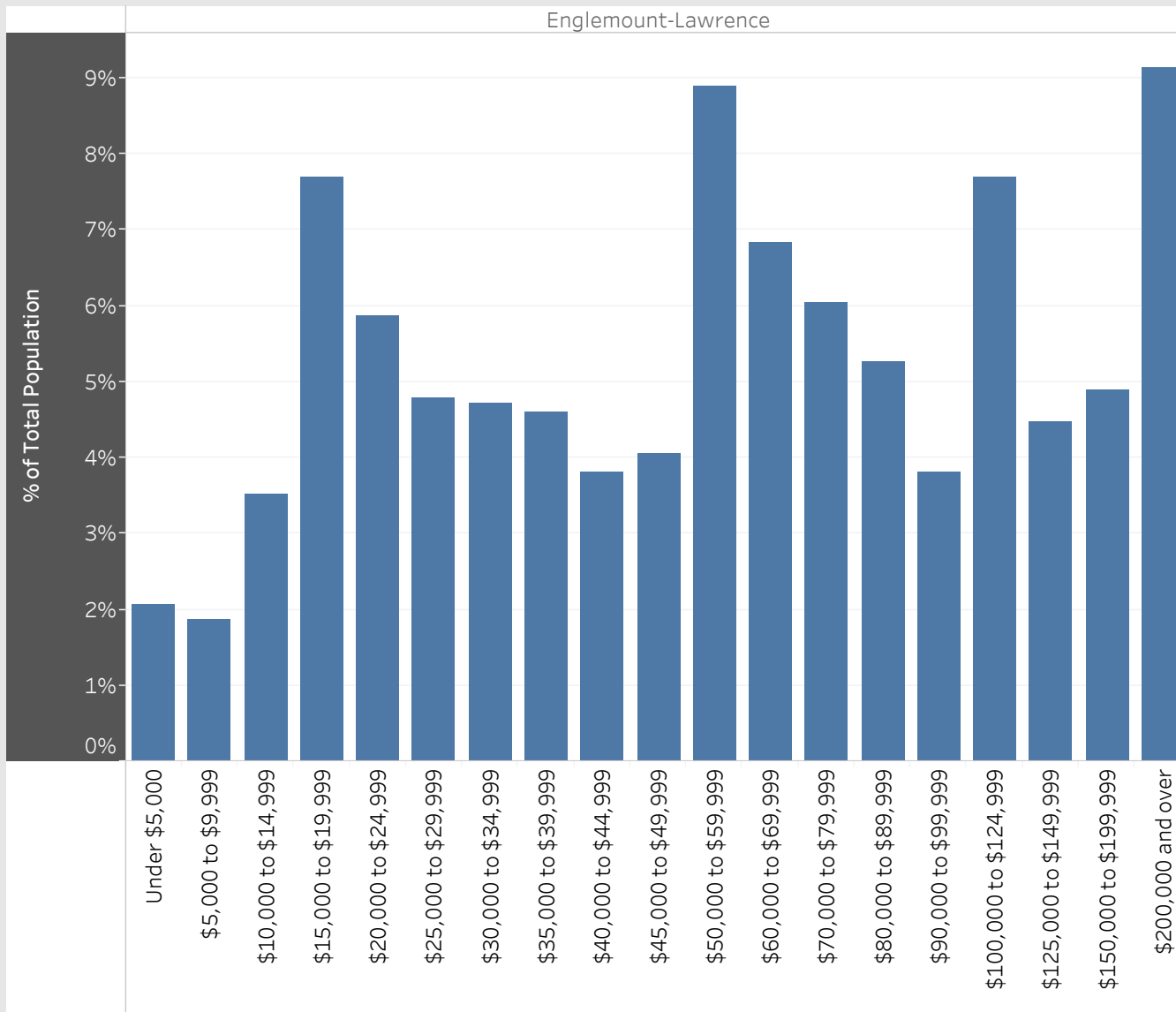


Englemount-Lawrence  
Neighbourhood Breakdown  
July 1st, 2015 - March 31st, 2018

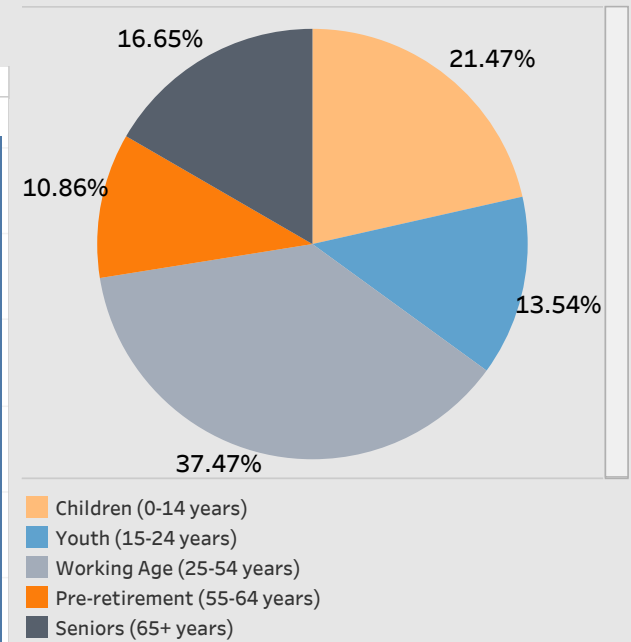


# 2016 StatsCan Data

## Household Income in Englemount-Lawrence



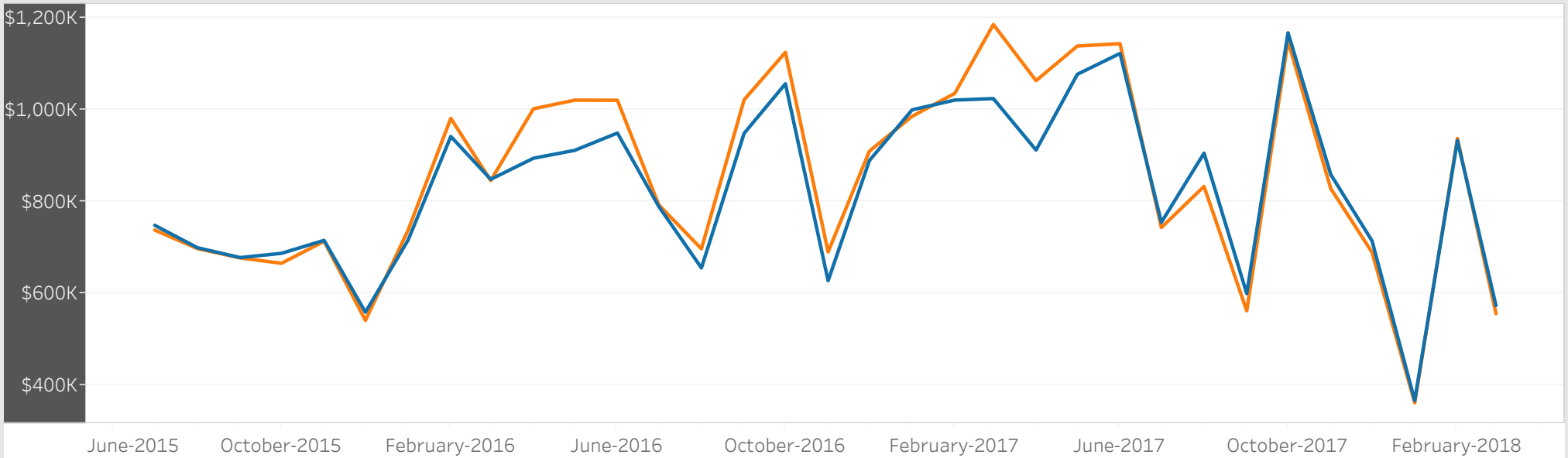
## Age



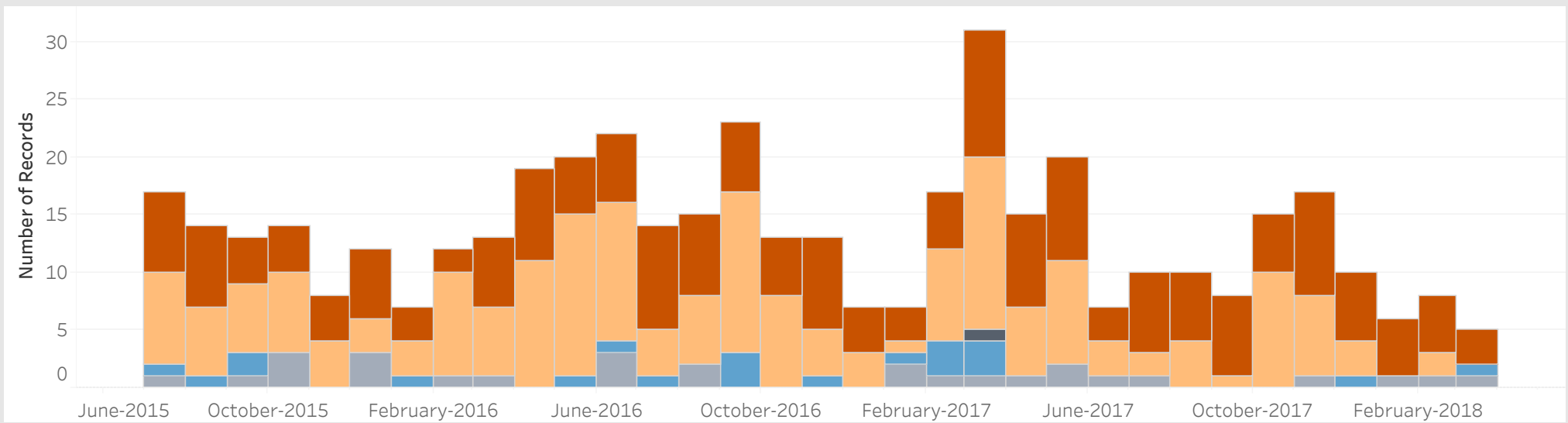
## Visible Minorities

Not a visible minority	59.58%
Filipino	18.06%
Black	10.54%
Latin American	2.51%
Multiple visible minorities	1.85%
Chinese	1.78%
South Asian	1.67%
Southeast Asian	0.98%
Visible minority; n.i.e.	0.87%
West Asian	0.82%
Korean	0.80%
Arab	0.41%
Japanese	0.11%

Average Sold Price vs. Average Ask Price in Englemont-Lawrence



Properties Sold in Englemont-Lawrence by Month



## Data

Month, Day, Year of Sold Date	Address1	Property Type	Bedrooms	Washrooms	Days on the Market	List Price	Sold Price
2 July, 2015	733, 650 Lawrence Ave, Toronto	Condo	1	2	14	\$400K	\$399K
5 July, 2015	602, 2 Neptune Dr, Toronto	Other	2	2	44	\$190K	\$184K
10 July, 2015	340, 650 Lawrence Ave, Toronto	Condo	1	1	67	\$329K	\$316K
11 July, 2015	344, 650 Lawrence Ave, Toronto	Condo	1	1	24	\$330K	\$320K
12 July, 2015	17 Khedive Ave, Toronto	Townhouse	2	2	13	\$459K	\$450K
13 July, 2015	640, 650 Lawrence Ave, Toronto	Condo	1	1	42	\$345K	\$342K
15 July, 2015	48 Ridgevale Dr, Toronto	Detached	4	5	42	\$1,889K	\$1,861K
	51 Hillmount Ave, Toronto	Detached	4	5	21	\$1,699K	\$1,760K
21 July, 2015	625 Glencairn Ave, Toronto	Detached	3	2	40	\$780K	\$768K
	702, 3000 Bathurst St, Toronto	Condo	3	2	15	\$499K	\$560K
22 July, 2015	51 Brucewood Cres, Toronto	Detached	4	4	9	\$1,600K	\$1,550K
23 July, 2015	723 Glencairn Ave, Toronto	Detached	2	2	2	\$899K	\$850K
27 July, 2015	138 Glen Park Ave, Toronto	Detached	2	1	13	\$849K	\$850K
28 July, 2015	23 Dell Park Ave, Toronto	Detached	4	3	44	\$999K	\$970K
30 July, 2015	27 Marquette Ave, Toronto	Detached	3	3	23	\$899K	\$850K
	309, 130 Neptune Dr, Toronto	Condo	3	2	36	\$270K	\$260K
	1215, 35 Saranac Blvd, Toronto	Condo		1	39	\$280K	\$250K
3 August, 2015	919, 35 Saranac Blvd, Toronto	Condo		1	275	\$353K	\$286K
4 August, 2015	33 Baycrest Ave, Toronto	Detached	3	2	1	\$720K	\$705K
	919, 35 Saranac Blvd, Toronto	Condo		1	93	\$291K	\$285K
6 August, 2015	46 Stadacona Dr, Toronto	Detached	3	4	36	\$899K	\$889K
9 August, 2015	22 Shelborne Ave, Toronto	Detached	4	4	14	\$1,349K	\$1,431K
12 August, 2015	1502, 130 Neptune Dr, Toronto	Condo	3	2	9	\$255K	\$254K
13 August, 2015	41, 21 Replin Rd, Toronto	Townhouse	4	3	23	\$500K	\$495K
	274 Ranee Ave, Toronto	Detached	4	6	17	\$1,555K	\$1,535K
17 August, 2015	1009, 8 Covington Rd, Toronto	Condo	2	2	29	\$370K	\$351K
19 August, 2015	810, 35 Saranac Blvd, Toronto	Condo		1	59	\$290K	\$288K
24 August, 2015	136 Sultana Ave, Toronto	Detached	3	3	21	\$899K	\$902K

## Data

Month, Day, Year of Sold Date	Address1	Property Type	Bedrooms	Washrooms	Days on the Market	List Price	Sold Price
26 August, 2015	84 Dell Park Ave, Toronto	Detached	4	5		\$1,575K	\$1,630K
30 August, 2015	102, 8 Covington Rd, Toronto	Condo	2	2	18	\$419K	\$410K
31 August, 2015	1207, 8 Covington Rd, Toronto	Condo	2	1	13	\$315K	\$303K
1 September, 2015	84 Lynnhaven Rd, Toronto	Detached	4	4	20	\$899K	\$855K
	639 Lawrence Ave, Toronto	Townhouse	2	2	79	\$477K	\$507K
2 September, 2015	639 Lawrence Ave, Toronto	Townhouse	2	1	80	\$377K	\$400K
7 September, 2015	7 Fairholme Ave, Toronto	Detached	3	4	20	\$1,250K	\$1,152K
	730, 35 Saranac Blvd, Toronto	Condo		2	43	\$479K	\$455K
10 September, 2015	60 Brucewood Cres, Toronto	Detached	3	2	2	\$929K	\$930K
17 September, 2015	304, 2 Covington Rd, Toronto	Condo	2	2	18	\$439K	\$435K
20 September, 2015	43 Glen Park Ave, Toronto	Detached	3	4	5	\$849K	\$915K
	48 Sultana Ave, Toronto	Detached	2	2	6	\$620K	\$725K
	84 Brucewood Cres, Toronto	Detached	4	5	118	\$1,599K	\$1,560K
	208, 500 Glencairn Ave, Toronto	Condo	1	2	74	\$360K	\$350K
24 September, 2015	2, 53 Neptune Dr, Toronto	Other	1	1	99	\$126K	\$121K
30 September, 2015	1206, 3000 Bathurst St, Toronto	Condo	3	2	15	\$410K	\$398K
4 October, 2015	665 Glencairn Ave, Toronto	Detached	4	4	4	\$1,599K	\$1,525K
7 October, 2015	704, 2 Neptune Dr, Toronto	Other	2	2	22	\$189K	\$175K
15 October, 2015	99 Lynnhaven Rd, Toronto	Detached	2	2	60	\$949K	\$916K
	806, 2 Neptune Dr, Toronto	Other	2	1	67	\$139K	\$130K
19 October, 2015	804, 130 Neptune Dr, Toronto	Condo	3	1	29	\$180K	\$180K
20 October, 2015	Ptlt 75 Raneer Ave, Toronto	Other			109	\$700K	\$650K
21 October, 2015	427, 650 Lawrence Ave, Toronto	Condo	1	1	78	\$290K	\$280K
	805, 130 Neptune Dr, Toronto	Condo	3	2	43	\$258K	\$258K
22 October, 2015	205, 2 Covington Rd, Toronto	Condo	2	2	22	\$400K	\$385K
25 October, 2015	151 Regina Ave, Toronto	Detached	3	3	7	\$799K	\$861K
28 October, 2015	17 Roberta Dr, Toronto	Detached	3	3	21	\$979K	\$919K
	61 Prince Charles Dr, Toronto	Detached	4	4	14	\$1,299K	\$1,248K

## Data

Month, Day, Year of Sold Date	Address1	Property Type	Bedrooms	Washrooms	Days on the Market	List Price	Sold Price
31 October, 2015	161 Ranee Ave, Toronto	Detached	3	2	56	\$850K	\$815K
	719 Glencairn Ave, Toronto	Detached	3	3	12	\$989K	\$975K
1 November, 2015	10 Manor Haven Rd, Toronto	Detached	5	5	54	\$1,799K	\$1,756K
5 November, 2015	48 Lynnhaven Rd, Toronto	Detached	4	3	44	\$950K	\$900K
	233, 650 Lawrence Ave, Toronto	Condo	1	1	11	\$290K	\$269K
8 November, 2015	91 Brucewood Cres, Toronto	Detached	3	2	6	\$799K	\$965K
9 November, 2015	734, 650 Lawrence Ave, Toronto	Condo	1	1	35	\$365K	\$355K
10 November, 2015	153 Dell Park Ave, Toronto	Detached	3	2	27	\$799K	\$750K
11 November, 2015	539, 800 Lawrence Ave, Toronto	Condo	1	1	15	\$315K	\$307K
16 November, 2015	1210, 3000 Bathurst St, Toronto	Condo	3	2	15	\$405K	\$405K
1 December, 2015	Ph7, 650 Lawrence Ave, Toronto	Condo	1	1	20	\$269K	\$263K
2 December, 2015	79 Glen Park Ave, Toronto	Detached	3	2	21	\$1,059K	\$1,010K
	407, 2 Neptune Dr, Toronto	Other	2	2	62	\$179K	\$171K
	609, 3000 Bathurst St, Toronto	Condo	3	2	10	\$399K	\$420K
	902, 2 Neptune Dr, Toronto	Other	2	2	29	\$185K	\$179K
3 December, 2015	101 Brookview Dr, Toronto	Detached	3	2	28	\$899K	\$885K
6 December, 2015	110, 650 Lawrence Ave, Toronto	Condo	1	1	24	\$215K	\$207K
10 December, 2015	413, 2 Neptune Dr, Toronto	Other	2	2	21	\$259K	\$245K
14 December, 2015	504, 130 Neptune Dr, Toronto	Condo	3	2	36	\$218K	\$200K
15 December, 2015	402, 500 Glencairn Ave, Toronto	Condo	1	2	8	\$329K	\$328K
	504, 35 Saranac Blvd, Toronto	Condo		1	29	\$300K	\$290K
23 December, 2015	643 Glencairn Ave, Toronto	Detached	4	5	17	\$2,398K	\$2,298K
2 January, 2016	805, 650 Lawrence Ave, Toronto	Condo	1	1	64	\$330K	\$325K
19 January, 2016	31 Prince Charles Dr, Toronto	Detached	4	4	2	\$1,299K	\$1,400K
21 January, 2016	8 Khedive Ave	Townhouse	2	2	30	\$479K	\$450K
27 January, 2016	64 Ridgevale Dr	Detached	3	2	2	\$800K	\$938K
	103, 2 Covington Rd	Condo	1	1	6	\$255K	\$245K
	692 Glengrove Ave	Detached	4	6	64	\$1,599K	\$1,568K

## Data

Month, Day, Year of Sold Date	Address1	Property Type	Bedrooms	Washrooms	Days on the Market	List Price	Sold Price
29 January, 2016	101, 2 Covington Rd	Condo	1	1	78	\$250K	\$238K
4 February, 2016	29 Dell Park Ave	Detached	3	3	6	\$999K	\$960K
7 February, 2016	462 Coldstream Ave	Detached	3	3	2	\$1,349K	\$1,335K
8 February, 2016	83 Prince Charles Dr	Detached	4	2	7	\$849K	\$940K
11 February, 2016	517 Glencairn Ave	Detached	4	4	3	\$990K	\$1,080K
12 February, 2016	202, 650 Lawrence Ave W	Condo	1	1	67	\$260K	\$258K
14 February, 2016	633 Coldstream Ave	Detached	5	5	20	\$1,888K	\$1,840K
16 February, 2016	124 Hillmount Ave	Detached	4	2	8	\$900K	\$1,238K
	600 Glencairn Ave	Detached	5	6	111	\$2,000K	\$1,900K
17 February, 2016	435, 650 Lawrence W Ave	Condo	1	1	13	\$279K	\$269K
19 February, 2016	37 Regina Ave	Detached	2	2	2	\$799K	\$950K
	608, 2 Neptune Dr	Other	2	2	155	\$189K	\$175K
28 February, 2016	656 Coldstream Ave	Detached	4	2	5	\$790K	\$820K
3 March, 2016	696 Glengrove Ave	Detached	4	6	3	\$1,649K	\$1,620K
7 March, 2016	52 Viewmount Ave	Detached	8	6	63	\$2,895K	\$2,720K
	214, 35 Saranac Blvd	Condo	1	1	24	\$290K	\$289K
10 March, 2016	516 Glengrove Ave W	Detached	2	2	9	\$1,088K	\$1,180K
	730 Glencairn Ave	Detached	4	4	7	\$1,249K	\$1,238K
11 March, 2016	624, 650 Lawrence Ave W	Condo	0	1	37	\$220K	\$199K
13 March, 2016	1605, 3000 Bathurst St	Condo	1	1	3	\$300K	\$308K
17 March, 2016	115, 35 Saranac Blvd	Condo	1	1	22	\$290K	\$283K
	1203, 150 Neptune Dr	Condo	3	2	3	\$250K	\$243K
18 March, 2016	38 Kirkland Blvd	Detached	3	2	8	\$988K	\$983K
22 March, 2016	1106, 35 Saranac Blvd	Condo	2	2	16	\$417K	\$405K
31 March, 2016	165 Glen Park Ave	Detached	2	2	8	\$1,188K	\$1,340K
	308, 2 Neptune Dr	Other	2	2	38	\$199K	\$181K
1 April, 2016	1205, 150 Neptune Dr	Condo	3	2	16	\$239K	\$239K
6 April, 2016	211, 35 Saranac Blvd	Condo	1	1	106	\$299K	\$285K

## Data

Month, Day, Year of Sold Date	Address1	Property Type	Bedrooms	Washrooms	Days on the Market	List Price	Sold Price
6 April, 2016	605, 35 Saranac Blvd	Condo	2	2	123	\$399K	\$390K
7 April, 2016	910, 8 Covington Rd	Condo	2	2	8	\$479K	\$470K
	Ph102, 2 Covington Rd	Condo	2	2	8	\$549K	\$594K
8 April, 2016	88 Brookview Dr	Detached	3	3	8	\$848K	\$1,075K
10 April, 2016	18 Stormont Ave	Detached	3	3	11	\$1,549K	\$1,588K
11 April, 2016	123 Dell Park Ave	Detached	4	5	38	\$1,629K	\$1,639K
13 April, 2016	85 Dell Park Ave	Detached	5	5	1	\$1,999K	\$2,300K
18 April, 2016	201 Ranee Ave	Detached	3	3	5	\$999K	\$960K
19 April, 2016	57 Roberta Dr	Detached	5	6	5	\$1,600K	\$2,115K
20 April, 2016	125 Fairholme Ave	Detached	2	2	6	\$899K	\$1,090K
	1113, 35 Saranac Blvd	Condo	2	2	70	\$435K	\$431K
22 April, 2016	303, 1 Glen Park Ave	Condo	2	2	3	\$440K	\$440K
26 April, 2016	311 Hillhurst Blvd	Detached	5	4	1	\$1,100K	\$1,625K
27 April, 2016	95 Glen Park Ave	Detached	3	4	2	\$988K	\$1,300K
29 April, 2016	40 Fairholme Ave	Detached	4	1	56	\$1,150K	\$1,127K
	42 Fairholme Ave	Detached	3	1	56	\$1,150K	\$1,127K
	807, 130 Neptune Dr	Condo	2	2	9	\$229K	\$227K
2 May, 2016	120, 35 Saranac Blvd	Condo	3	2	21	\$530K	\$498K
3 May, 2016	420, 35 Saranac Blvd	Condo	1	1	1	\$340K	\$340K
4 May, 2016	43 Fairholme Ave	Detached	3	2	2	\$899K	\$1,175K
	137 Regina Ave	Detached	3	2	6	\$800K	\$1,152K
5 May, 2016	701, 35 Saranac Blvd	Condo	2	2	3	\$438K	\$433K
	3330 Bathurst St	Townhouse	2	1	0	\$459K	\$455K
6 May, 2016	80 Fairholme Ave	Detached	2	1	0	\$899K	\$1,118K
10 May, 2016	139 Ranee Ave	Detached	3	2	5	\$849K	\$845K
	638 Glengrove Ave	Detached	4	2	1	\$1,089K	\$1,300K
11 May, 2016	129 Dell Park Ave	Detached	3	2	1	\$900K	\$1,118K
15 May, 2016	155 Hillmount Ave	Detached	4	5	2	\$1,849K	\$2,095K



## Data

Month, Day, Year of Sold Date	Address1	Property Type	Bedrooms	Washrooms	Days on the Market	List Price	Sold Price
18 May, 2016	711, 650 Lawrence Ave W	Condo	1	1	12	\$220K	\$218K
20 May, 2016	131 Sultana Ave	Detached	3	2	3	\$800K	\$1,140K
24 May, 2016	279 Hillhurst Blvd	Detached	5	3	8	\$1,499K	\$1,400K
25 May, 2016	805, 650 Lawrence Ave W	Condo	1	1	26	\$335K	\$328K
29 May, 2016	86 Fairholme Ave	Detached	5	4	3	\$1,229K	\$1,310K
30 May, 2016	137 Dell Park Ave	Detached	3	3	6	\$889K	\$1,046K
	307 Hillhurst Blvd	Detached	5	3	5	\$2,195K	\$2,250K
	693 Glencairn Ave	Detached	4	3	10	\$899K	\$1,028K
31 May, 2016	646 Glengrove Ave W	Detached	4	2	17	\$1,100K	\$1,150K
1 June, 2016	41 Brucewood Cres	Detached	2	1	5	\$800K	\$1,100K
2 June, 2016	545 Glencairn Ave	Detached	4	6	33	\$1,750K	\$1,690K
4 June, 2016	1205, 150 Neptune Dr	Condo	3	2	11	\$336K	\$327K
7 June, 2016	189 Ranee Ave	Detached	3	2	4	\$799K	\$980K
8 June, 2016	323, 650 Lawrence Ave	Condo	2	1	8	\$370K	\$364K
9 June, 2016	33 Viewmount Ave	Detached	6	8	0	\$2,868K	\$2,850K
	36 Viewmount Ave	Detached	5	6	35	\$1,998K	\$1,970K
	205, 59 Neptune Dr	Other	1	1	1	\$140K	\$142K
	310, 639 Lawrence Ave	Townhouse	2	2	126	\$525K	\$525K
	405, 130 Neptune Dr	Condo	2	2	2	\$275K	\$250K
10 June, 2016	804, 2 Neptune Dr	Other	2	2	63	\$205K	\$204K
13 June, 2016	725, 650 Lawrence Ave W	Condo	1	1	19	\$277K	\$273K
14 June, 2016	64 Roberta Dr	Detached	2	2	14	\$1,249K	\$1,175K
	153 Dell Park Ave	Detached	3	2	7	\$849K	\$1,040K
15 June, 2016	81 Fairholme Ave	Detached	4	5	20	\$1,599K	\$1,520K
17 June, 2016	206, 650 Lawrence Ave W	Condo	1	1	10	\$339K	\$336K
20 June, 2016	18 Madoc Dr	Detached	3	4	6	\$1,099K	\$1,441K
21 June, 2016	203, 10 Prue Ave	Condo	2	2	27	\$639K	\$610K
23 June, 2016	301, 59 Neptune Dr	Other	2	1	6	\$155K	\$175K

## Data

Month, Day, Year of Sold Date	Address1	Property Type	Bedrooms	Washrooms	Days on the Market	List Price	Sold Price
24 June, 2016	555 Glencairn Ave W	Detached	6	7	7	\$2,895K	\$2,875K
28 June, 2016	21 Sultana Ave	Detached	4	3	6	\$899K	\$1,450K
30 June, 2016	40 Brucewood Cres	Detached	2	2	6	\$800K	\$1,136K
6 July, 2016	621, 650 Lawrence Ave W	Condo	1	1	16	\$289K	\$285K
11 July, 2016	628 Glencairn Ave	Detached	5	6	42	\$2,099K	\$2,025K
12 July, 2016	21 Brookview Dr	Detached	4	5	36	\$2,098K	\$2,040K
13 July, 2016	85 Ranees Ave	Detached	3	2	6	\$799K	\$980K
	706, 35 Saranac Blvd	Condo	1	1	2	\$259K	\$255K
14 July, 2016	605, 1 Glen Park Ave	Condo	2	2	0	\$420K	\$420K
	1412, 8 Covington Rd	Condo	2	2	10	\$419K	\$415K
19 July, 2016	77 Hillmount Ave	Detached	5	7	7	\$1,699K	\$1,830K
	229, 650 Lawrence Ave W	Condo	0	1	12	\$195K	\$181K
20 July, 2016	426, 35 Saranac Blvd	Condo	2	2	28	\$415K	\$415K
21 July, 2016	506, 500 Glencairn Ave	Condo	2	3	70	\$895K	\$818K
23 July, 2016	25, 21 Replin Rd	Townhouse	3	2	30	\$575K	\$552K
25 July, 2016	#915, 35 Saranac Blvd	Condo	2	2	18	\$448K	\$442K
28 July, 2016	501, 8 Covington Rd	Condo	2	2	6	\$436K	\$436K
6 August, 2016	920, 35 Saranac Blvd	Condo	1	1	30	\$250K	\$245K
8 August, 2016	1005, 150 Neptune Dr	Condo	3	2	4	\$337K	\$327K
10 August, 2016	103, 57 Neptune Dr	Other	3	2	44	\$220K	\$205K
15 August, 2016	140 Fairholme Ave	Detached	3	2	13	\$1,179K	\$1,132K
17 August, 2016	Ph205, 8 Covington Rd	Condo	2	3	14	\$959K	\$925K
18 August, 2016	61 Ridgevale Dr	Detached	3	3	1	\$949K	\$1,250K
19 August, 2016	310, 2 Neptune Dr	Other	2	2	93	\$219K	\$195K
	606, 8 Covington Rd	Condo	2	2	44	\$379K	\$395K
26 August, 2016	90 Glen Park Ave	Detached	4	3	23	\$1,348K	\$1,320K
27 August, 2016	512, 650 Lawrence Ave W	Condo	2	2	9	\$410K	\$407K
28 August, 2016	819, 35 Saranac Blvd	Condo	1	1	5	\$329K	\$327K

## Data

Month, Day, Year of Sold Date	Address1	Property Type	Bedrooms	Washrooms	Days on the Market	List Price	Sold Price
30 August, 2016	24 York Ave	Detached	3	2	19	\$600K	\$560K
	825, 35 Saranac Blvd	Condo	1	1	5	\$365K	\$347K
31 August, 2016	117 Hillmount Ave	Detached	3	2	8	\$999K	\$1,518K
	136 Glen Park Ave	Detached	3	3	6	\$1,288K	\$1,300K
4 September, 2016	15 Ridgevale Dr	Detached	5	5	6	\$1,469K	\$1,680K
5 September, 2016	17 Stadacona Dr	Townhouse	4	4	62	\$900K	\$830K
6 September, 2016	531 Coldstream Ave	Detached	2	1	25	\$1,199K	\$1,307K
	710, 130 Neptune Dr	Condo	3	2	8	\$279K	\$331K
7 September, 2016	154 Regina Ave	Detached	3	3	6	\$1,150K	\$1,150K
8 September, 2016	21 Glen Park Ave	Detached	3	2	6	\$1,350K	\$1,325K
9 September, 2016	Th 42, 21 Replin Rd	Townhouse	4	3	13	\$588K	\$588K
12 September, 2016	107 Sultana Ave	Detached	3	3	5	\$1,300K	\$1,300K
	160 Viewmount Ave	Detached	3	3	0	\$1,000K	\$1,520K
19 September, 2016	27 Brookview Dr	Detached	4	5	12	\$1,740K	\$1,665K
	216, 35 Saranac Blvd	Condo	2	2	132	\$460K	\$444K
	673 Glengrove Ave	Detached	4	2	53	\$1,168K	\$1,100K
21 September, 2016	151 Regina Ave	Detached	4	5	1	\$2,100K	\$2,175K
23 September, 2016	704, 130 Neptune Dr	Condo	2	2	4	\$310K	\$307K
26 September, 2016	188 Dell Park Ave	Detached	4	2	6	\$949K	\$1,000K
27 September, 2016	126 Baycrest Ave	Detached	3	3	6	\$799K	\$1,055K
	689 Glencairn Ave	Detached	4	4	6	\$1,299K	\$1,405K
28 September, 2016	37 Regina Ave	Detached	2	2	9	\$888K	\$1,165K
	185 Fairholme Ave	Detached	2	2	1	\$899K	\$980K
29 September, 2016	21 Stadacona Dr	Townhouse	4	4	9	\$649K	\$875K
30 September, 2016	308, 35 Saranac Blvd	Condo	1	1	8	\$270K	\$267K
	504, 2 Covington Rd	Condo	2	2	11	\$585K	\$568K
	908, 2 Covington Rd	Condo	2	2	4	\$449K	\$440K
1 October, 2016	625 Coldstream Ave	Detached	3	2	2	\$1,199K	\$1,336K

## Data

Month, Day, Year of Sold Date	Address1	Property Type	Bedrooms	Washrooms	Days on the Market	List Price	Sold Price
6 October, 2016	806, 3000 Bathurst St	Condo	2	2	8	\$379K	\$389K
	1012, 3000 Bathurst St	Condo	3	2	0	\$470K	\$610K
9 October, 2016	579 Glengrove Ave W	Detached	4	5	10	\$1,790K	\$1,850K
10 October, 2016	652 Glengrove Ave	Detached	3	4	5	\$1,000K	\$1,300K
11 October, 2016	806, 2 Covington Rd	Condo	2	2	55	\$448K	\$434K
	1011, 35 Saranac Blvd	Condo	1	1	29	\$390K	\$387K
13 October, 2016	292 Hillhurst Blvd	Detached	3	4	17	\$1,599K	\$1,585K
14 October, 2016	99 Frontenac Ave	Detached	3	3	16	\$1,629K	\$1,540K
18 October, 2016	162 Regina Ave	Detached	3	3	6	\$1,000K	\$1,155K
20 October, 2016	15 Fairholme Ave	Detached	6	6	3	\$2,400K	\$2,350K
30 October, 2016	65 Ridgevale Dr	Detached	3	2	4	\$1,069K	\$1,305K
31 October, 2016	1201, 130 Neptune Dr	Condo	3	2	25	\$349K	\$368K
6 November, 2016	405, 3000 Bathurst St	Condo	1	1	104	\$330K	\$319K
8 November, 2016	126 Hillmount Ave	Detached	3	2	6	\$1,100K	\$1,565K
	218, 35 Saranac Blvd	Condo	1	1	40	\$280K	\$280K
9 November, 2016	309, 8 Covington Rd	Condo	2	2	14	\$480K	\$455K
11 November, 2016	11 Stadacona Dr	Townhouse	4	4	23	\$889K	\$850K
13 November, 2016	1110, 8 Covington Rd	Condo	2	2	4	\$525K	\$532K
15 November, 2016	725, 35 Saranac Blvd	Condo	1	1	36	\$315K	\$310K
16 November, 2016	743 Glencairn Ave	Detached	2	1	5	\$995K	\$995K
	808, 8 Covington Rd	Condo	2	3	13	\$629K	\$601K
22 November, 2016	112, 35 Saranac Blvd	Condo	1	1	61	\$329K	\$328K
	432, 35 Saranac Blvd	Condo	3	2	71	\$539K	\$518K
28 November, 2016	70 Baycrest Ave	Detached	2	2	5	\$849K	\$980K
30 November, 2016	109 Fairholme Ave	Detached	3	2	7	\$899K	\$1,240K
2 December, 2016	811, 650 Lawrence Ave W	Condo	1	1	2	\$325K	\$320K
5 December, 2016	55 Baycrest Ave	Detached	3	2	25	\$1,195K	\$1,100K
6 December, 2016	54 Brucewood Cres	Detached	4	5	6	\$1,699K	\$1,900K

## Data

Month, Day, Year of Sold Date	Address1	Property Type	Bedrooms	Washrooms	Days on the Market	List Price	Sold Price
6 December, 2016	240, 650 Lawrence Ave W	Condo	2	1	21	\$380K	\$355K
8 December, 2016	113 Glen Park Ave	Detached	5	5	9	\$1,795K	\$1,850K
9 December, 2016	302, 35 Saranac Blvd	Condo	1	1	49	\$389K	\$405K
18 December, 2016	702, 2 Covington Rd	Condo	2	2	18	\$439K	\$434K
11 January, 2017	320, 639 Lawrence Ave	Townhouse	2	2	0	\$550K	\$555K
12 January, 2017	34 Fraserwood Ave	Other	8	5	3	\$1,280K	\$1,260K
20 January, 2017	206, 35 Saranac Blvd	Condo	1	1	17	\$349K	\$350K
25 January, 2017	93 Neptune Dr	Other	9	10	15	\$2,250K	\$2,200K
	802, 35 Saranac Blvd	Condo	1	1	7	\$395K	\$390K
30 January, 2017	710, 2 Covington Rd	Condo	2	2	73	\$469K	\$464K
31 January, 2017	107 Viewmount Ave	Detached	3	4	8	\$1,699K	\$1,675K
1 February, 2017	51 Viewmount Ave	Detached	4	4	15	\$2,248K	\$2,110K
2 February, 2017	50 Roberta Dr	Detached	3	2	38	\$1,459K	\$1,440K
6 February, 2017	136 Hillmount Ave	Detached	6	6	62	\$3,148K	\$3,148K
	210, 639 Lawrence Ave	Townhouse	1	2	0	\$475K	\$475K
8 February, 2017	209, 639 Lawrence Ave	Townhouse	1	2	28	\$475K	\$475K
	716, 650 Lawrence Ave W	Condo	2	2	2	\$489K	\$505K
13 February, 2017	207, 35 Saranac Blvd	Condo	1	1	68	\$300K	\$280K
	Ph202, 2 Covington Rd	Condo	2	2	25	\$459K	\$444K
14 February, 2017	1102, 8 Covington Rd	Condo	2	2	41	\$460K	\$457K
18 February, 2017	19 Glen Park Ave	Detached	3	2	3	\$1,100K	\$1,100K
	165 Glen Park Ave	Detached	2	2	2	\$1,599K	\$1,550K
21 February, 2017	106 Viewmount Ave	Detached	3	2	7	\$1,350K	\$1,725K
22 February, 2017	15 Marquette Ave	Detached	2	2	27	\$1,148K	\$1,150K
	511, 8 Covington Rd	Condo	2	2	0	\$529K	\$555K
26 February, 2017	306, 55 Neptune Dr	Other	3	1	34	\$249K	\$250K
27 February, 2017	315, 639 Lawrence Ave	Townhouse	2	2	19	\$575K	\$575K
28 February, 2017	135 Varna Dr	Detached	3	3	7	\$1,279K	\$1,350K

## Data

Month, Day, Year of Sold Date	Address1	Property Type	Bedrooms	Washrooms	Days on the Market	List Price	Sold Price
1 March, 2017	21A Marquette Ave	Semi-Detached	4	4	40	\$1,318K	\$1,318K
	104, 1 Glen Park Ave	Condo	0	1	22	\$268K	\$253K
2 March, 2017	1604, 3000 Bathurst St	Condo	1	1	11	\$319K	\$335K
6 March, 2017	172 Regina Ave	Detached	3	2	7	\$995K	\$1,388K
	621 Glengrove Ave W	Detached	5	6	5	\$2,290K	\$2,340K
7 March, 2017	106 Roberta Dr	Detached	3	2	1	\$1,395K	\$1,618K
	Ph09, 35 Saranac Blvd	Condo	2	2	26	\$480K	\$467K
9 March, 2017	97 Glen Park Ave	Detached	3	4	7	\$1,088K	\$1,753K
10 March, 2017	107 Sultana Ave	Detached	3	4	1	\$1,499K	\$1,570K
12 March, 2017	614, 35 Saranac Blvd	Condo	2	1	6	\$390K	\$467K
13 March, 2017	207, 639 Lawrence Ave	Townhouse	1	2	11	\$485K	\$485K
14 March, 2017	518 Glengrove Ave	Detached	2	2	10	\$988K	\$1,612K
	Ph206, 2 Covington Rd	Condo	2	2	6	\$459K	\$530K
17 March, 2017	94 Rajah St	Other	5	4	24	\$1,200K	\$1,190K
	619, 35 Saranac Blvd	Condo	1	1	9	\$410K	\$435K
20 March, 2017	425, 650 Lawrence Ave W	Condo	1	1	5	\$280K	\$340K
21 March, 2017	100 Brookview Dr	Detached	4	2	8	\$1,249K	\$1,909K
22 March, 2017	18 Ridgevale Dr	Detached	5	7	18	\$2,990K	\$2,921K
	646 Coldstream Ave	Detached	4	2	2	\$1,095K	\$1,398K
23 March, 2017	46 Manor Haven Rd	Detached	3	3	2	\$1,295K	\$1,708K
	178 Regina Ave	Detached	3	2	7	\$1,000K	\$1,388K
24 March, 2017	117 Dell Park Ave	Detached	5	7	4	\$2,199K	\$2,540K
	135 Ranee Ave	Detached	4	2	4	\$995K	\$1,225K
27 March, 2017	1203, 2 Covington Rd	Condo	2	2	5	\$598K	\$700K
29 March, 2017	7 Stadacona Dr	Townhouse	4	4	7	\$874K	\$874K
	120 Fairholme Ave	Detached	5	5	2	\$2,588K	\$2,550K
	129 Fairholme Ave	Detached	3	4	7	\$1,199K	\$1,498K
	517, 35 Saranac Blvd	Condo	2	2	13	\$399K	\$480K

## Data

Month, Day, Year of Sold Date	Address1	Property Type	Bedrooms	Washrooms	Days on the Market	List Price	Sold Price
29 March, 2017	1114, 35 Saranac Blvd	Condo	1	1	9	\$300K	\$300K
30 March, 2017	423, 35 Saranac Blvd	Condo	0	1	1	\$249K	\$307K
	3706 Bathurst St	Townhouse	3	3	73	\$829K	\$818K
3 April, 2017	130 Dalemount Ave	Detached	3	3	7	\$1,499K	\$1,815K
4 April, 2017	77 Fairholme Ave	Detached	3	4	6	\$1,195K	\$1,521K
7 April, 2017	518, 35 Saranac Blvd	Condo	1	1	3	\$400K	\$475K
	801, 35 Saranac Blvd	Condo	2	2	4	\$490K	\$530K
10 April, 2017	605, 8 Covington Rd	Condo	2	2	11	\$579K	\$575K
13 April, 2017	16 Sultana Ave	Detached	2	2	7	\$998K	\$1,410K
15 April, 2017	401, 650 Lawrence Ave W	Condo	1	1	9	\$330K	\$371K
19 April, 2017	18 Ranee Ave	Detached	4	4	15	\$1,188K	\$1,750K
	804, 8 Covington Rd	Condo	2	2	8	\$574K	\$651K
	905, 8 Covington Rd	Condo	2	2	9	\$579K	\$615K
24 April, 2017	6 Meadowbrook Rd	Other	9	8	6	\$2,288K	\$2,205K
	201, 650 Lawrence Ave W	Condo	1	1	4	\$330K	\$385K
25 April, 2017	97 Dell Park Ave	Detached	2	1	8	\$1,288K	\$1,410K
26 April, 2017	89 Brucewood Cres	Detached	3	3	7	\$1,349K	\$1,650K
30 April, 2017	304, 8 Covington Rd	Condo	2	2	10	\$585K	\$570K
1 May, 2017	102, 130 Neptune Dr	Condo	3	2	3	\$449K	\$485K
2 May, 2017	232, 35 Saranac Blvd	Condo	3	2	13	\$499K	\$535K
	1005, 8 Covington Rd	Condo	2	2	0	\$590K	\$637K
3 May, 2017	147 Glen Park Ave	Detached	4	6	5	\$1,898K	\$1,900K
4 May, 2017	130, 650 Lawrence Ave W	Condo	1	1	1	\$349K	\$441K
5 May, 2017	202, 150 Neptune Dr	Condo	3	2	3	\$449K	\$475K
7 May, 2017	176 Regina Ave	Detached	3	3	4	\$1,298K	\$1,410K
8 May, 2017	48 Brookview Dr	Detached	4	4	0	\$1,295K	\$1,725K
	147 Dell Park Ave	Detached	3	2	6	\$1,288K	\$1,360K
	702 Glencairn Ave	Detached	4	5	5	\$1,299K	\$1,580K

## Data

Month, Day, Year of Sold Date	Address1	Property Type	Bedrooms	Washrooms	Days on the Market	List Price	Sold Price
10 May, 2017	158 Glen Park Ave	Detached	4	4	7	\$1,888K	\$1,870K
11 May, 2017	42 Ridgevale Dr, Toronto	Detached	3	3	4	\$1,289K	\$1,601K
14 May, 2017	205, 59 Neptune Dr	Other	1	1	38	\$169K	\$175K
15 May, 2017	7 Meadowbrook Rd	Other	0	9	5	\$2,398K	\$2,351K
16 May, 2017	98 Brookview Dr	Detached	3	3	6	\$1,950K	\$1,880K
21 May, 2017	633, 650 Lawrence Ave W	Condo	1	1	4	\$330K	\$355K
26 May, 2017	105, 8 Covington Rd	Condo	2	3	15	\$599K	\$585K
	1002, 8 Covington Rd	Condo	2	2	3	\$589K	\$595K
30 May, 2017	512, 35 Saranac Blvd	Condo	2	2	27	\$498K	\$490K
31 May, 2017	564 Glencairn Ave	Detached	5	5	14	\$2,399K	\$2,300K
2 June, 2017	912, 35 Saranac Blvd	Condo	2	2	10	\$495K	\$495K
4 June, 2017	9 Meadowbrook Rd, Toronto	Other	9	8	38	\$2,299K	\$2,323K
	97 Brookview Dr	Detached	3	3	10	\$1,499K	\$1,448K
5 June, 2017	125 Ranee Ave	Detached	3	2	4	\$1,199K	\$1,170K
13 June, 2017	Ph02, 3000 Bathurst St	Condo	2	2	9	\$869K	\$843K
16 June, 2017	815, 650 Lawrence Ave W	Condo	2	2	10	\$490K	\$475K
19 June, 2017	46 Sultana Ave	Detached	4	4	7	\$999K	\$1,245K
2 July, 2017	420, 650 Lawrence Ave W	Condo	0	1	12	\$249K	\$255K
7 July, 2017	812, 8 Covington Rd	Condo	2	2	30	\$498K	\$489K
	#306, 53 Neptune Dr	Other	3	1	60	\$249K	\$238K
10 July, 2017	304, 35 Saranac Blvd	Condo	3	2	12	\$568K	\$565K
	1608, 3000 Bathurst St	Condo	2	2	39	\$629K	\$625K
17 July, 2017	903, 35 Saranac Blvd	Condo	2	1	20	\$490K	\$470K
18 July, 2017	33 Prue Ave	Detached	4	5	42	\$2,748K	\$2,708K
19 July, 2017	Ph14, 650 Lawrence Ave W	Condo	1	1	7	\$338K	\$381K
22 July, 2017	Ph18, 35 Saranac Blvd	Condo	1	1	36	\$379K	\$365K
23 July, 2017	114 Fairholme Ave	Detached	4	4	51	\$1,395K	\$1,335K
1 August, 2017	329, 35 Saranac Blvd	Condo	2	2	19	\$479K	\$474K



## Data

Month, Day, Year of Sold Date	Address1	Property Type	Bedrooms	Washrooms	Days on the Market	List Price	Sold Price
7 August, 2017	311, 35 Saranac Blvd	Condo	1	1	63	\$315K	\$302K
10 August, 2017	304, 500 Glencairn Ave	Condo	2	2	64	\$569K	\$540K
11 August, 2017	141 Viewmount Ave	Detached	3	3	31	\$1,680K	\$1,460K
14 August, 2017	434, 650 Lawrence Ave W	Condo	1	1	1	\$339K	\$333K
20 August, 2017	832, 650 Lawrence Ave	Condo	1	1	20	\$370K	\$348K
21 August, 2017	12 Ridgevale Dr	Detached	3	3	69	\$1,499K	\$1,273K
	57 Sultana Ave	Detached	3	2	32	\$1,300K	\$1,200K
	76 Dell Park Ave	Detached	5	6	38	\$1,998K	\$1,900K
	508, 500 Glencairn Ave	Condo	2	2	11	\$498K	\$495K
8 September, 2017	612, 35 Saranac Blvd	Condo	2	2	3	\$496K	\$505K
	909, 35 Saranac Blvd	Condo	2	2	1	\$500K	\$520K
19 September, 2017	813, 35 Saranac Blvd	Condo	1	1	6	\$380K	\$397K
	904, 8 Covington Rd	Condo	2	2	11	\$649K	\$625K
20 September, 2017	#305, 130 Neptune Dr	Condo	2	2	14	\$449K	\$435K
21 September, 2017	28 Ridgevale Dr	Detached	3	2	79	\$1,425K	\$1,075K
22 September, 2017	1013, 35 Saranac Blvd	Condo	2	2	1	\$499K	\$545K
28 September, 2017	111, 650 Lawrence Ave	Condo	1	1	15	\$400K	\$395K
1 October, 2017	106 Baycrest Ave	Detached	3	2	107	\$1,399K	\$1,278K
	116 Baycrest Ave	Detached	3	2	32	\$1,149K	\$1,095K
5 October, 2017	115 Raneer Ave	Detached	3	2	150	\$999K	\$1,000K
7 October, 2017	311 Hillhurst Blvd	Detached	5	4	18	\$2,250K	\$2,075K
10 October, 2017	509, 500 Glencairn Ave	Condo	2	2	15	\$500K	\$480K
11 October, 2017	Ph101, 2 Covington Rd	Condo	2	2	7	\$450K	\$445K
12 October, 2017	42 Fairholme Ave	Detached	3	2	8	\$1,188K	\$1,160K
23 October, 2017	42 Ridgevale Dr	Detached	3	3	26	\$1,610K	\$1,601K
	1219, 35 Saranac Blvd	Condo	3	2	7	\$560K	\$550K
26 October, 2017	518 Coldstream Ave	Detached	4	4	8	\$1,850K	\$1,829K
	710, 130 Neptune Dr	Condo	3	2	27	\$750K	\$660K

## Data

Month, Day, Year of Sold Date	Address1	Property Type	Bedrooms	Washrooms	Days on the Market	List Price	Sold Price
26 October, 2017	Ph108, 2 Covington Rd	Condo	2	2	17	\$700K	\$685K
29 October, 2017	56 Regina Ave	Detached	2	2	43	\$900K	\$880K
31 October, 2017	139 Dell Park Ave S	Detached	3	3	54	\$1,299K	\$1,260K
	606 Coldstream Ave	Detached	5	6	8	\$1,890K	\$2,225K
1 November, 2017	120 Regina Ave	Detached	3	3	7	\$1,299K	\$1,250K
2 November, 2017	1115, 35 Saranac Blvd	Condo	1	1	2	\$368K	\$375K
5 November, 2017	157 Regina Ave	Detached	4	4	2	\$1,849K	\$1,665K
6 November, 2017	1105, 35 Saranac Blvd	Condo	1	1	14	\$389K	\$385K
8 November, 2017	307, 130 Neptune Dr	Condo	2	2	7	\$449K	\$435K
10 November, 2017	50 Fairholme Ave	Detached	3	2	1	\$1,249K	\$1,285K
	338, 650 Lawrence Ave W	Condo	2	2	8	\$549K	\$505K
	637, 650 Lawrence Ave W	Condo	2	2	2	\$499K	\$522K
14 November, 2017	91 Baycrest Ave	Detached	5	6	19	\$1,999K	\$1,875K
	1204, 2 Covington Rd	Condo	2	2	24	\$598K	\$601K
15 November, 2017	62 Baycrest Ave	Detached	3	2	5	\$1,099K	\$1,099K
	Ph 6, 650 Lawrence Ave W	Condo	0	1	1	\$255K	\$255K
22 November, 2017	105, 53 Neptune Dr	Other	1	1	5	\$160K	\$170K
	140 Sultana Ave	Detached	4	4	13	\$1,449K	\$1,413K
24 November, 2017	118, 650 Lawrence Ave W	Condo	2	2	30	\$489K	\$479K
28 November, 2017	60 Brookview Dr	Detached	3	2	49	\$1,295K	\$1,165K
29 November, 2017	102, 130 Neptune Dr	Condo	3	2	19	\$599K	\$596K
4 December, 2017	614, 650 Lawrence Ave W	Condo	0	1	13	\$269K	\$268K
7 December, 2017	9 Prince Charles Dr	Detached	3	3	28	\$1,150K	\$1,150K
8 December, 2017	106, 639 Lawrence Ave W	Townhouse	2	2	11	\$570K	\$555K
10 December, 2017	625 Glenclair Ave	Detached	3	3	26	\$1,349K	\$1,248K
12 December, 2017	331, 650 Lawrence Ave W	Condo	2	2	6	\$499K	\$500K
	1202, 130 Neptune Dr	Condo	3	2	11	\$499K	\$490K
20 December, 2017	1010, 35 Saranac Blvd	Condo	1	1	14	\$468K	\$466K

## Data

Month, Day, Year of Sold Date	Address1	Property Type	Bedrooms	Washrooms	Days on the Market	List Price	Sold Price
21 December, 2017	1003, 35 Saranac Blvd	Condo	1	1	20	\$439K	\$420K
22 December, 2017	1601, 3000 Bathurst St	Condo	2	2	16	\$599K	\$586K
29 December, 2017	89 Baycrest Ave	Detached	3	4	18	\$1,299K	\$1,210K
6 January, 2018	105, 59 Neptune Dr	Other	1	1	3	\$170K	\$174K
8 January, 2018	543, 650 Lawrence Ave W	Condo	1	1	4	\$465K	\$447K
13 January, 2018	232, 650 Lawrence Ave	Condo	0	1	3	\$300K	\$301K
15 January, 2018	328, 650 Lawrence Ave W	Condo	1	1	31	\$368K	\$368K
19 January, 2018	734, 650 Lawrence Ave W	Condo	1	1	40	\$440K	\$439K
26 January, 2018	415, 35 Saranac Blvd	Condo	2	1	57	\$460K	\$445K
16 February, 2018	78 Ridgevale Dr	Detached	5	5	99	\$2,798K	\$2,650K
	305, 55 Neptune Dr	Other	1	1	15	\$180K	\$190K
19 February, 2018	601 Glengrove Ave	Detached	6	5	14	\$2,499K	\$2,615K
21 February, 2018	726, 650 Lawrence Ave W	Condo	0	1	6	\$280K	\$305K
22 February, 2018	613, 35 Saranac Blvd	Condo	1	1	7	\$392K	\$421K
23 February, 2018	1604, 3000 Bathurst St	Condo	1	1	22	\$459K	\$465K
24 February, 2018	522, 35 Saranac Blvd	Condo	1	1	3	\$429K	\$429K
27 February, 2018	1505, 3000 Bathurst St	Condo	1	1	22	\$419K	\$419K
3 March, 2018	Ph 4, 650 Lawrence Ave W	Condo	2	2	11	\$599K	\$560K
11 March, 2018	112 Neptune Dr	Townhouse	4	4	4	\$999K	\$980K
14 March, 2018	Ph09, 35 Saranac Blvd	Condo	2	2	12	\$520K	\$505K
27 March, 2018	301, 55 Neptune Dr	Other	2	1	19	\$250K	\$250K
	602, 130 Neptune Dr	Condo	3	2	13	\$500K	\$485K