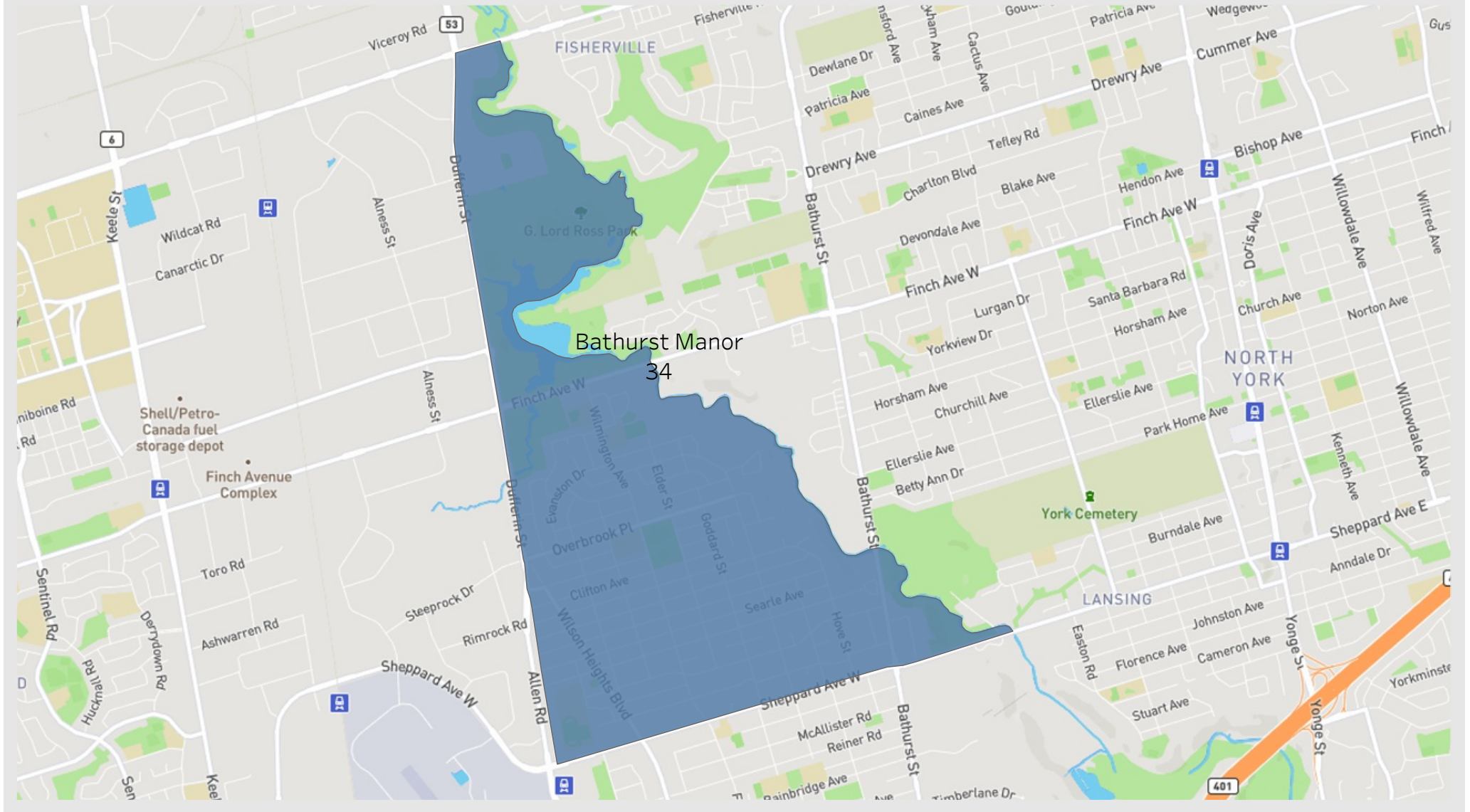
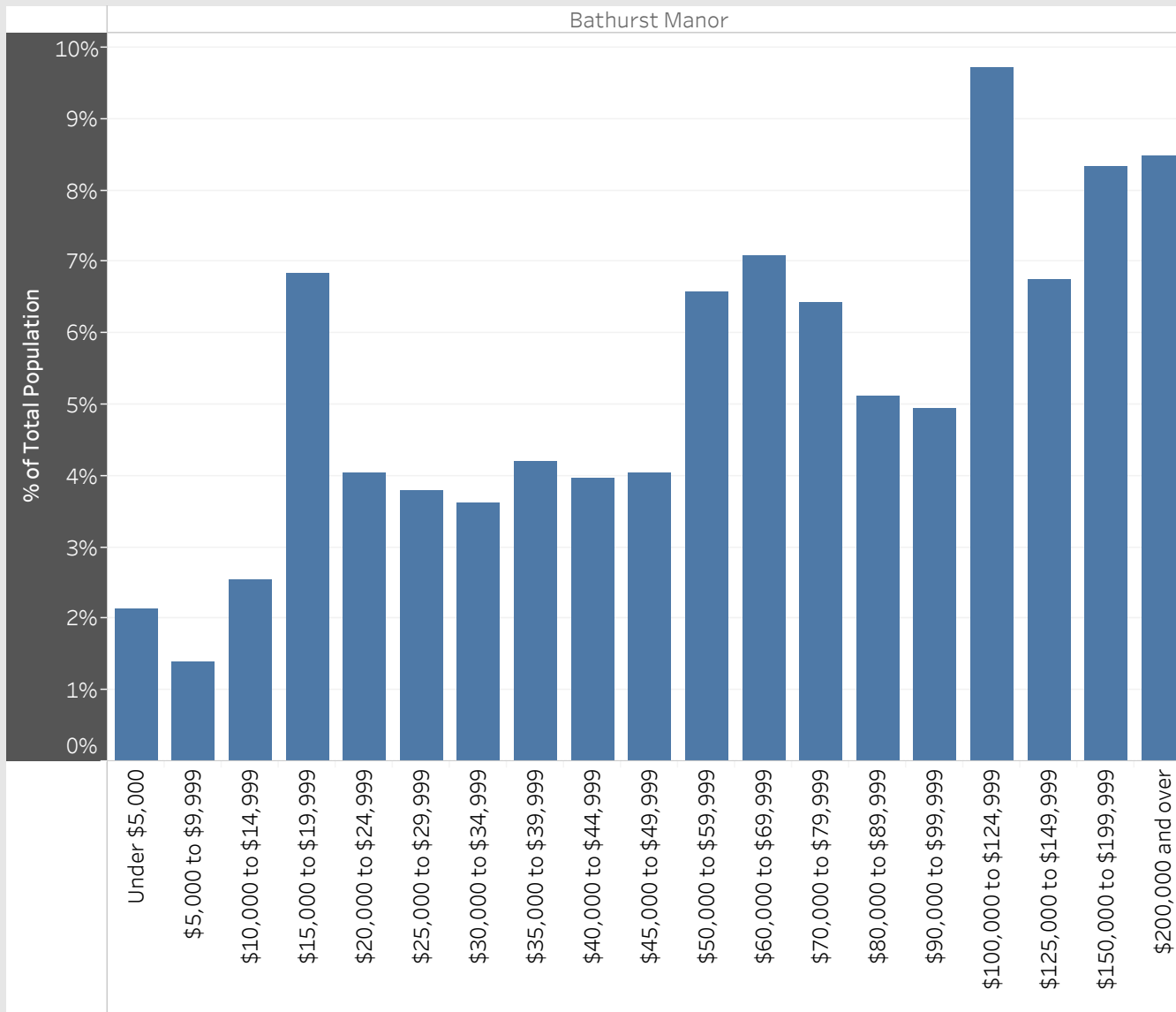


Bathurst Manor
Neighbourhood Breakdown
July 1st, 2015 - March 31st, 2018

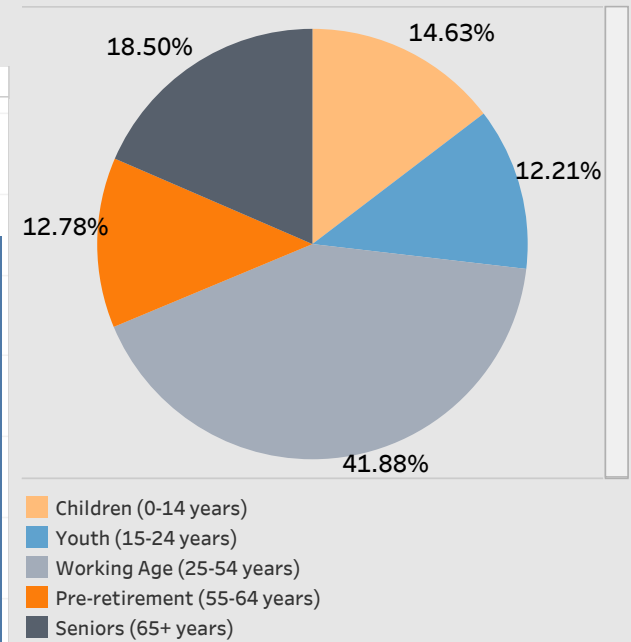


2016 StatsCan Data

Household Income in Bathurst Manor



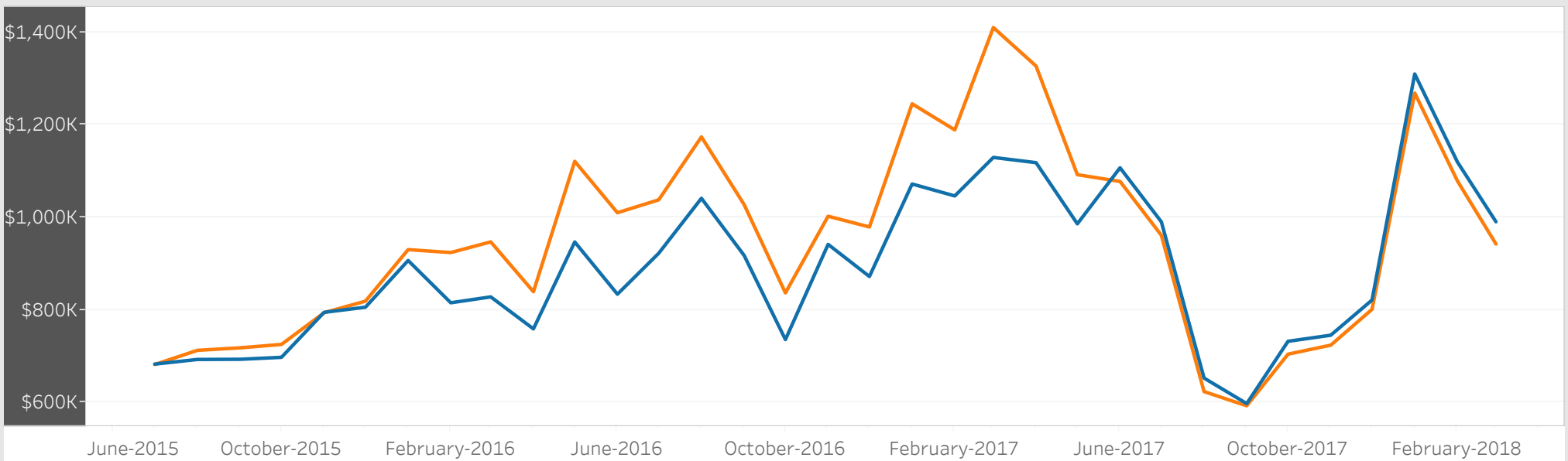
Age



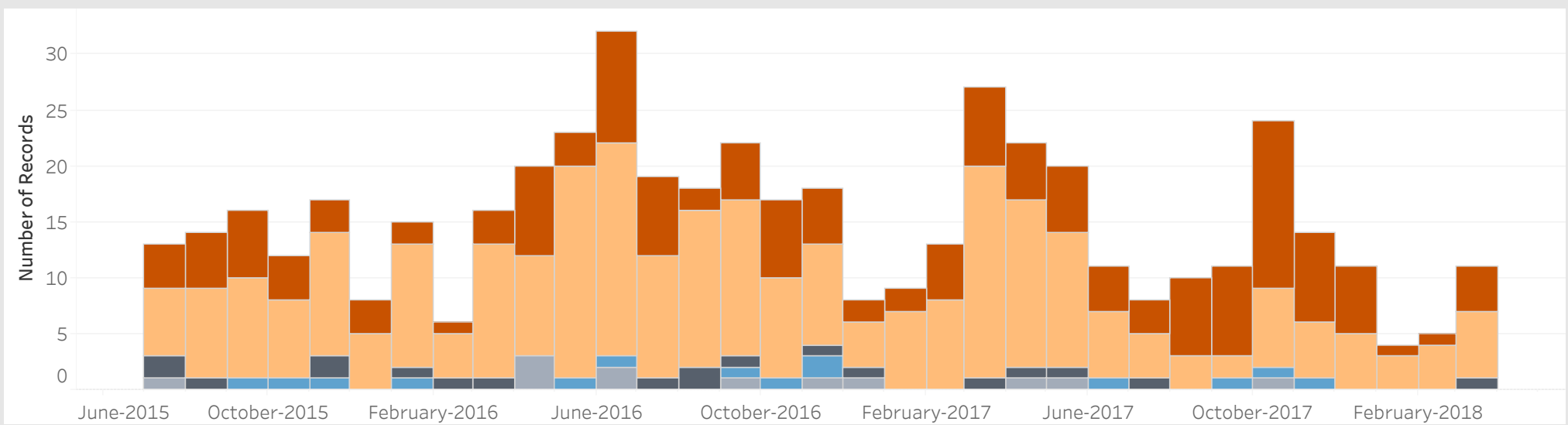
Visible Minorities

| | |
|-----------------------------|--------|
| Not a visible minority | 65.20% |
| Filipino | 12.51% |
| Chinese | 4.20% |
| Latin American | 3.69% |
| Black | 3.53% |
| South Asian | 3.53% |
| Korean | 1.96% |
| West Asian | 1.73% |
| Arab | 0.99% |
| Southeast Asian | 0.96% |
| Multiple visible minorities | 0.87% |
| Visible minority; n.i.e. | 0.61% |
| Japanese | 0.22% |

Average Sold Price vs. Average Ask Price in Bathurst Manor



Properties Sold in Bathurst Manor by Month



Data

| Month, Day, Year of Sold Date | Address1 | Property Type | Bedrooms | Washrooms | Days on the Market | List Price | Sold Price |
|-------------------------------|---------------------------------|---------------|----------|-----------|--------------------|------------|------------|
| 1 July, 2015 | 5 Acton Ave, Toronto | Detached | 3 | 2 | 8 | \$900K | \$870K |
| 2 July, 2015 | 191 Overbrook Pl, Toronto | Other | 3 | 2 | 15 | \$650K | \$665K |
| 4 July, 2015 | 170 Maxwell St, Toronto | Detached | 5 | 4 | 12 | \$1,150K | \$1,100K |
| 5 July, 2015 | 263 Codsell Ave, Toronto | Detached | 3 | 3 | 19 | \$850K | \$855K |
| 6 July, 2015 | 810, 1030 Sheppard Ave, Toronto | Condo | 2 | 2 | 84 | \$365K | \$356K |
| | 4251 Dufferin St, Toronto | Semi-Detached | 3 | 1 | 4 | \$520K | \$500K |
| 7 July, 2015 | 204, 1030 Sheppard Ave, Toronto | Condo | 2 | 2 | 14 | \$370K | \$375K |
| 14 July, 2015 | 238 Cocksfield Ave, Toronto | Detached | 3 | 3 | 8 | \$1,000K | \$981K |
| 19 July, 2015 | 601, 872 Sheppard Ave, Toronto | Condo | 2 | 1 | 41 | \$330K | \$324K |
| 20 July, 2015 | 4 Cavotti Cres, Toronto | Detached | 3 | 4 | 7 | \$799K | \$830K |
| | 42 Goldthread Terr, Toronto | Semi-Detached | 4 | 3 | 25 | \$798K | \$794K |
| 21 July, 2015 | 49 Kennard Ave, Toronto | Detached | 3 | 2 | 7 | \$780K | \$860K |
| | 509, 778 Sheppard Ave, Toronto | Condo | 2 | 2 | 72 | \$365K | \$355K |
| 8 August, 2015 | 17 Tillplain Rd, Toronto | Semi-Detached | 3 | 2 | 4 | \$605K | \$670K |
| 11 August, 2015 | 90 Searle Ave, Toronto | Detached | 3 | 1 | 24 | \$850K | \$842K |
| | 128 Searle Ave, Toronto | Detached | 3 | 2 | 8 | \$800K | \$860K |
| | 138 Brighton Ave, Toronto | Detached | 3 | 2 | 2 | \$719K | \$839K |
| 12 August, 2015 | 1004, 100 Canyon Ave, Toronto | Condo | 3 | 2 | 8 | \$430K | \$411K |
| 13 August, 2015 | 10 Evanston Dr, Toronto | Detached | 3 | 4 | 25 | \$1,138K | \$1,115K |
| | 205, 1030 Sheppard Ave, Toronto | Condo | 2 | 1 | 9 | \$300K | \$292K |
| 15 August, 2015 | 3 Amos Cres, Toronto | Detached | 3 | 2 | 8 | \$799K | \$912K |
| 18 August, 2015 | 402, 920 Sheppard Ave, Toronto | Condo | 2 | 2 | 29 | \$445K | \$435K |
| 19 August, 2015 | 116 Shaftesbury St, Toronto | Detached | 3 | 4 | 10 | \$759K | \$830K |
| 25 August, 2015 | 710, 760 Sheppard Ave, Toronto | Condo | 2 | 2 | 26 | \$408K | \$405K |
| 27 August, 2015 | 302, 778 Sheppard Ave, Toronto | Condo | 2 | 2 | 64 | \$299K | \$290K |
| 29 August, 2015 | 45 Evanston Dr, Toronto | Detached | 3 | 3 | 13 | \$1,100K | \$1,060K |
| 30 August, 2015 | 265 Acton Ave, Toronto | Detached | 3 | 3 | 27 | \$1,048K | \$1,015K |
| 3 September, 2015 | 114, 890 Sheppard Ave, Toronto | Condo | 2 | 2 | 11 | \$389K | \$375K |

Data

| Month, Day, Year of Sold Date | Address1 | Property Type | Bedrooms | Washrooms | Days on the Market | List Price | Sold Price |
|-------------------------------|---------------------------------|---------------|----------|-----------|--------------------|------------|------------|
| 3 September, 2015 | 127 Searle Ave, Toronto | Detached | 3 | 2 | 4 | \$700K | \$775K |
| 9 September, 2015 | 216, 872 Sheppard Ave, Toronto | Condo | 2 | 1 | 15 | \$309K | \$301K |
| 10 September, 2015 | 46 Brockington Cres, Toronto | Detached | 4 | 4 | 3 | \$998K | \$1,080K |
| 11 September, 2015 | 265 Maxwell St, Toronto | Detached | 3 | 3 | 3 | \$888K | \$1,003K |
| 18 September, 2015 | 602, 906 Sheppard Ave, Toronto | Condo | 2 | 2 | 3 | \$320K | \$330K |
| 19 September, 2015 | 263 Acton Ave, Toronto | Detached | 3 | 2 | 5 | \$789K | \$821K |
| 20 September, 2015 | 85 Waterloo Ave, Toronto | Detached | 3 | 4 | 7 | \$699K | \$840K |
| 23 September, 2015 | 111 Codsell Ave, Toronto | Detached | 3 | 2 | 2 | \$785K | \$825K |
| | 177 Waterloo Ave, Toronto | Detached | 4 | 7 | 16 | \$1,899K | \$1,818K |
| | 510, 920 Sheppard Ave, Toronto | Condo | 2 | 2 | 27 | \$410K | \$395K |
| 24 September, 2015 | 403, 1030 Sheppard Ave, Toronto | Condo | 2 | 2 | 19 | \$368K | \$365K |
| 25 September, 2015 | 123 Searle Ave, Toronto | Detached | 3 | 2 | 14 | \$789K | \$779K |
| 27 September, 2015 | 51 Goddard St, Toronto | Detached | 2 | 3 | 7 | \$850K | \$901K |
| 29 September, 2015 | 603, 890 Sheppard Ave, Toronto | Condo | 2 | 2 | 68 | \$400K | \$390K |
| 30 September, 2015 | 203, 724 Sheppard Ave, Toronto | Townhouse | 2 | 3 | 1 | \$499K | \$489K |
| 3 October, 2015 | 144 Shaftesbury St, Toronto | Detached | 3 | 2 | 13 | \$850K | \$1,020K |
| 6 October, 2015 | 33 Wild Gingerway Way, Toronto | Townhouse | 3 | 3 | 52 | \$518K | \$507K |
| | 207, 1030 Sheppard Ave, Toronto | Condo | 2 | 2 | 29 | \$380K | \$375K |
| 7 October, 2015 | 26 Codsell Ave, Toronto | Detached | 5 | 4 | 16 | \$880K | \$848K |
| 18 October, 2015 | 7 Hyfan Crt, Toronto | Detached | 3 | 3 | 6 | \$998K | \$1,050K |
| 22 October, 2015 | 305, 778 Sheppard Ave, Toronto | Condo | 2 | 1 | 22 | \$285K | \$282K |
| | 709, 872 Sheppard Ave, Toronto | Condo | 2 | 2 | 19 | \$389K | \$395K |
| 25 October, 2015 | 176 Combe Ave, Toronto | Detached | 3 | 1 | 7 | \$700K | \$763K |
| | 218 Acton Ave, Toronto | Detached | 3 | 3 | 7 | \$849K | \$999K |
| 26 October, 2015 | 20 Cedar Springs Grve, Toronto | Detached | 4 | 4 | 33 | \$1,080K | \$1,070K |
| 29 October, 2015 | 102, 800 Sheppard Ave, Toronto | Condo | 1 | 2 | 141 | \$310K | \$280K |
| 30 October, 2015 | 24 Acton Ave, Toronto | Detached | 3 | 2 | 16 | \$1,130K | \$1,115K |
| 1 November, 2015 | 26 Wilmington Ave, Toronto | Semi-Detached | 2 | 3 | 11 | \$634K | \$600K |

Data

| Month, Day, Year of Sold Date | Address1 | Property Type | Bedrooms | Washrooms | Days on the Market | List Price | Sold Price |
|-------------------------------|--------------------------------|---------------|----------|-----------|--------------------|------------|------------|
| 1 November, 2015 | 175 Goddard St, Toronto | Detached | 5 | 4 | 132 | \$1,140K | \$1,025K |
| 2 November, 2015 | 4448 Bathurst St, Toronto | Townhouse | 3 | 3 | 76 | \$840K | \$800K |
| 3 November, 2015 | 217 Brighton Ave, Toronto | Detached | 3 | 2 | 8 | \$700K | \$731K |
| 4 November, 2015 | 4456 Bathurst St, Toronto | Detached | 3 | 3 | 36 | \$800K | \$791K |
| 5 November, 2015 | 122 Searle Ave, Toronto | Detached | 3 | 2 | 43 | \$979K | \$950K |
| 9 November, 2015 | 251 Cocksfield Ave, Toronto | Detached | 4 | 4 | 8 | \$1,000K | \$1,010K |
| 10 November, 2015 | 191 Maxwell St, Toronto | Detached | 3 | 3 | 7 | \$899K | \$931K |
| | 617, 872 Sheppard Ave, Toronto | Condo | 2 | 2 | 68 | \$355K | \$355K |
| 11 November, 2015 | 24 Coreydale Crt, Toronto | Detached | 4 | 4 | 13 | \$1,090K | \$1,034K |
| | 203, 872 Sheppard Ave, Toronto | Condo | 2 | 2 | 1 | \$399K | \$392K |
| 15 November, 2015 | 281 Searle Ave, Toronto | Detached | 2 | 2 | 87 | \$949K | \$891K |
| | 510, 778 Sheppard Ave, Toronto | Condo | 2 | 1 | 12 | \$290K | \$285K |
| 16 November, 2015 | 20 Goldthread Terr, Toronto | Semi-Detached | 3 | 3 | 6 | \$749K | \$768K |
| 19 November, 2015 | 8 Beaver Valley Rd, Toronto | Detached | 3 | 2 | 2 | \$789K | \$1,003K |
| 20 November, 2015 | 283 Maxwell St, Toronto | Detached | 3 | 2 | 11 | \$998K | \$980K |
| 22 November, 2015 | 202 Waterloo Ave, Toronto | Detached | 3 | 2 | 5 | \$899K | \$950K |
| 1 December, 2015 | 102 Overbrook Pl, Toronto | Detached | 3 | 3 | 8 | \$799K | \$865K |
| | 216, 890 Sheppard Ave, Toronto | Condo | 2 | 2 | 26 | \$445K | \$435K |
| 6 December, 2015 | 62 Maxwell St, Toronto | Detached | 3 | 3 | 6 | \$829K | \$930K |
| 8 December, 2015 | 7 Beaver Valley Rd, Toronto | Detached | 3 | 3 | 82 | \$1,099K | \$1,099K |
| 9 December, 2015 | 92 Combe Ave, Toronto | Detached | 3 | 4 | 7 | \$900K | \$925K |
| 17 December, 2015 | 265 Waterloo Ave, Toronto | Detached | 4 | 5 | 64 | \$1,649K | \$1,595K |
| 25 December, 2015 | 608, 872 Sheppard Ave, Toronto | Condo | 2 | 2 | 24 | \$390K | \$386K |
| 29 December, 2015 | 508, 778 Sheppard Ave, Toronto | Condo | 2 | 2 | 40 | \$335K | \$315K |
| 4 January, 2016 | 96 Brighton Ave, Toronto | Detached | 4 | 5 | 25 | \$1,700K | \$1,680K |
| 6 January, 2016 | 183 Maxwell St, Toronto | Detached | 3 | 2 | 1 | \$849K | \$898K |
| 11 January, 2016 | 19 Beaver Valley Rd, Toronto | Detached | 3 | 3 | 7 | \$888K | \$1,164K |
| 12 January, 2016 | 65 Barksdale Ave, Toronto | Detached | 3 | 2 | 57 | \$850K | \$840K |

Data

| Month, Day, Year of Sold Date | Address1 | Property Type | Bedrooms | Washrooms | Days on the Market | List Price | Sold Price |
|-------------------------------|---------------------------------|---------------|----------|-----------|--------------------|------------|------------|
| 12 January, 2016 | 193 Searle Ave, Toronto | Detached | 3 | 3 | 36 | \$1,099K | \$1,040K |
| 13 January, 2016 | 48 Waterloo Ave, Toronto | Detached | 4 | 4 | 60 | \$980K | \$950K |
| 15 January, 2016 | 233 Acton Ave, Toronto | Detached | 3 | 3 | 38 | \$1,050K | \$1,020K |
| 19 January, 2016 | 211, 1030 Sheppard Ave, Toronto | Condo | 2 | 1 | 70 | \$340K | \$327K |
| | 258 Cocksfield Ave, Toronto | Detached | 4 | 5 | 8 | \$1,090K | \$1,281K |
| 21 January, 2016 | 32, 988 Sheppard Ave W | Townhouse | 3 | 1 | 30 | \$459K | \$445K |
| | 4460 Bathurst St | Detached | 3 | 4 | 11 | \$840K | \$839K |
| 27 January, 2016 | 101 Searle Ave | Detached | 3 | 2 | 9 | \$899K | \$1,021K |
| | 121 Codsell Ave | Detached | 5 | 5 | 43 | \$1,589K | \$1,500K |
| 28 January, 2016 | 12 Goldthread Terr | Semi-Detached | 3 | 3 | 73 | \$800K | \$785K |
| 29 January, 2016 | 101, 778 Sheppard Ave W | Condo | 0 | 1 | 31 | \$168K | \$163K |
| 9 February, 2016 | 88 Combe Ave | Detached | 3 | 6 | 6 | \$888K | \$1,240K |
| 12 February, 2016 | 30 Tillplain Rd | Semi-Detached | 6 | 3 | 29 | \$690K | \$682K |
| 18 February, 2016 | 512, 872 Sheppard Ave W | Condo | 1 | 1 | 16 | \$300K | \$301K |
| 22 February, 2016 | 295 Maxwell St | Detached | 3 | 3 | 4 | \$999K | \$1,050K |
| 24 February, 2016 | 15 Acton Ave | Detached | 3 | 3 | 1 | \$1,115K | \$1,115K |
| | 37 Bryant St | Detached | 3 | 3 | 8 | \$900K | \$1,155K |
| 1 March, 2016 | 36 Beaver Valley Rd | Detached | 3 | 2 | 7 | \$879K | \$1,180K |
| 2 March, 2016 | 54 Acton Ave | Detached | 3 | 2 | 6 | \$700K | \$895K |
| 4 March, 2016 | 181 Maxwell St | Detached | 3 | 2 | 13 | \$989K | \$1,150K |
| 7 March, 2016 | 41 Beaver Valley Rd | Detached | 3 | 4 | 5 | \$978K | \$1,280K |
| | 109 Brighton Ave | Detached | 3 | 4 | 10 | \$800K | \$980K |
| | 906, 1030 Sheppard Ave W | Condo | 2 | 2 | 20 | \$390K | \$383K |
| 10 March, 2016 | 165 Waterloo Ave | Detached | 3 | 1 | 7 | \$898K | \$1,175K |
| 13 March, 2016 | 61 Waterloo Ave | Detached | 3 | 3 | 13 | \$1,289K | \$1,180K |
| | 108 Combe Ave | Detached | 3 | 2 | 1 | \$1,030K | \$1,030K |
| 17 March, 2016 | 801, 920 Sheppard Ave W | Condo | 2 | 1 | 117 | \$370K | \$357K |
| 22 March, 2016 | 157 Clifton Ave | Detached | 4 | 2 | 0 | \$1,000K | \$971K |

Data

| Month, Day, Year of Sold Date | Address1 | Property Type | Bedrooms | Washrooms | Days on the Market | List Price | Sold Price |
|-------------------------------|---------------------------|---------------|----------|-----------|--------------------|------------|------------|
| 23 March, 2016 | 202, 890 Sheppard Ave W | Condo | 2 | 2 | 13 | \$389K | \$382K |
| 29 March, 2016 | 60 Purdon Dr | Detached | 4 | 5 | 8 | \$1,289K | \$1,432K |
| 30 March, 2016 | 40 Tillplain Rd | Semi-Detached | 3 | 2 | 2 | \$649K | \$705K |
| | 171 Honiton St | Detached | 3 | 3 | 7 | \$800K | \$1,000K |
| 31 March, 2016 | 192 Waterloo Ave | Detached | 3 | 2 | 1 | \$799K | \$1,050K |
| 1 April, 2016 | 605, 100 Canyon Ave | Condo | 3 | 2 | 11 | \$430K | \$430K |
| 4 April, 2016 | 181 Pannahill Rd | Detached | 3 | 4 | 8 | \$899K | \$1,150K |
| | 210, 800 Sheppard Ave W | Condo | 2 | 2 | 21 | \$335K | \$331K |
| 5 April, 2016 | 91 Hove St | Detached | 4 | 3 | 6 | \$1,000K | \$1,500K |
| 6 April, 2016 | 2 Cedar Springs Grve | Other | 8 | 3 | 2 | \$1,099K | \$1,000K |
| | 4 Overbrook Pl | Detached | 3 | 3 | 9 | \$1,299K | \$1,240K |
| 7 April, 2016 | 138 Overbrook Pl | Other | 6 | 3 | 3 | \$799K | \$830K |
| | 213, 760 Sheppard Ave | Condo | 2 | 2 | 22 | \$409K | \$410K |
| 8 April, 2016 | 406, 920 Sheppard Ave W | Condo | 2 | 2 | 63 | \$448K | \$435K |
| 11 April, 2016 | 4 Acton Ave | Detached | 3 | 3 | 6 | \$1,149K | \$1,415K |
| 14 April, 2016 | 664 Sheppard Ave W | Other | 2 | 2 | 28 | \$850K | \$832K |
| 15 April, 2016 | 10 Artreeva Dr | Detached | 3 | 2 | 8 | \$898K | \$1,075K |
| 16 April, 2016 | Ph 1, 800 Sheppard Ave W | Condo | 2 | 3 | 19 | \$649K | \$635K |
| 18 April, 2016 | 115 Codsell Ave | Detached | 3 | 4 | 5 | \$999K | \$1,155K |
| | 288 Brighton Ave | Detached | 3 | 4 | 5 | \$799K | \$950K |
| | 401, 800 Sheppard Ave W | Condo | 1 | 1 | 20 | \$329K | \$320K |
| 25 April, 2016 | 210, 1030 Sheppard Ave W | Condo | 2 | 2 | 14 | \$390K | \$375K |
| 26 April, 2016 | 181 Honiton St | Detached | 3 | 4 | 7 | \$999K | \$1,335K |
| | Ph906, 920 Sheppard Ave W | Condo | 2 | 2 | 19 | \$439K | \$437K |
| 30 April, 2016 | 55 Combe Ave | Detached | 3 | 3 | 45 | \$960K | \$930K |
| 1 May, 2016 | 508, 760 Sheppard Ave W | Condo | 2 | 2 | 3 | \$400K | \$416K |
| 2 May, 2016 | 141 Codsell Ave | Detached | 3 | 2 | 4 | \$1,078K | \$1,040K |
| 3 May, 2016 | 34 Beaver Valley Rd | Detached | 3 | 2 | 6 | \$958K | \$1,300K |

Data

| Month, Day, Year of Sold Date | Address1 | Property Type | Bedrooms | Washrooms | Days on the Market | List Price | Sold Price |
|-------------------------------|----------------------------|---------------|----------|-----------|--------------------|------------|------------|
| 3 May, 2016 | 121 Clifton Ave | Detached | 3 | 2 | 1 | \$889K | \$1,152K |
| | 232 Maxwell St | Detached | 3 | 3 | 7 | \$990K | \$1,100K |
| 4 May, 2016 | 90 Searle Ave | Detached | 3 | 2 | 22 | \$1,059K | \$1,059K |
| 7 May, 2016 | 32 Purdon Dr | Detached | 4 | 4 | 4 | \$1,299K | \$1,550K |
| 11 May, 2016 | 106 Clifton Ave | Detached | 3 | 2 | 1 | \$999K | \$1,285K |
| 12 May, 2016 | 255 Searle Ave | Detached | 4 | 3 | 6 | \$900K | \$1,270K |
| 16 May, 2016 | 29 Cedar Springs Grve | Detached | 3 | 3 | 5 | \$995K | \$1,120K |
| 17 May, 2016 | 17 Artreeva Dr | Detached | 3 | 3 | 7 | \$999K | \$1,250K |
| 19 May, 2016 | 33 Arlstan Dr | Detached | 3 | 3 | 1 | \$999K | \$1,350K |
| | 202, 100 Canyon Ave | Condo | 2 | 2 | 9 | \$439K | \$430K |
| 20 May, 2016 | 162 Wilmington Ave | Detached | 3 | 2 | 8 | \$900K | \$822K |
| 24 May, 2016 | 58 Maxwell St | Detached | 3 | 3 | 11 | \$988K | \$1,225K |
| | 107 Searle Ave | Detached | 3 | 3 | 10 | \$998K | \$1,410K |
| 25 May, 2016 | 24 Purdon Dr | Detached | 5 | 3 | 7 | \$1,150K | \$1,400K |
| 26 May, 2016 | 80 Searle Ave | Detached | 3 | 2 | 9 | \$989K | \$1,410K |
| 27 May, 2016 | 804, 920 Sheppard Ave W | Condo | 2 | 2 | 11 | \$418K | \$412K |
| 28 May, 2016 | 15 Goddard St | Detached | 3 | 4 | 11 | \$1,251K | \$1,175K |
| 29 May, 2016 | 53 Clifton Ave | Detached | 5 | 4 | 4 | \$999K | \$1,310K |
| 30 May, 2016 | 80 Wild Ginger Way | Townhouse | 3 | 4 | 11 | \$580K | \$667K |
| 31 May, 2016 | 123 Brighton Ave | Detached | 4 | 4 | 11 | \$1,498K | \$1,630K |
| 1 June, 2016 | 174 Elder St | Other | 6 | 5 | 86 | \$1,199K | \$1,100K |
| | 708, 1030 Sheppard Ave W | Condo | 2 | 2 | 18 | \$380K | \$390K |
| 2 June, 2016 | Ph911, 1030 Sheppard Ave W | Condo | 2 | 1 | 15 | \$379K | \$370K |
| 6 June, 2016 | 263 Brighton Ave | Detached | 3 | 2 | 11 | \$997K | \$1,239K |
| 8 June, 2016 | 274 Searle Ave | Detached | 4 | 2 | 9 | \$988K | \$1,320K |
| 9 June, 2016 | 12 Cavotti Cres | Detached | 3 | 3 | 4 | \$950K | \$1,150K |
| 10 June, 2016 | 134 Kennard Ave | Detached | 3 | 3 | 3 | \$1,000K | \$1,305K |
| 11 June, 2016 | 206, 760 Sheppard Ave W | Condo | 2 | 2 | 8 | \$400K | \$399K |

Data

| Month, Day, Year of Sold Date | Address1 | Property Type | Bedrooms | Washrooms | Days on the Market | List Price | Sold Price |
|-------------------------------|--------------------------|---------------|----------|-----------|--------------------|------------|------------|
| 12 June, 2016 | 68 Garthdale Crt | Other | 6 | 5 | 11 | \$700K | \$900K |
| 13 June, 2016 | 123 Combe Ave | Detached | 6 | 5 | 4 | \$999K | \$1,350K |
| | 142 Combe Ave | Detached | 3 | 2 | 3 | \$898K | \$1,210K |
| | 601, 890 Sheppard Ave W | Condo | 3 | 2 | 4 | \$458K | \$450K |
| 14 June, 2016 | 165 Kennard Ave | Detached | 3 | 3 | 7 | \$998K | \$1,268K |
| | 209, 1030 Sheppard Ave W | Condo | 2 | 2 | 19 | \$400K | \$394K |
| 15 June, 2016 | 227 Codsell Ave | Detached | 2 | 3 | 2 | \$899K | \$1,220K |
| 19 June, 2016 | 97 Searle Ave | Detached | 3 | 2 | 5 | \$999K | \$1,350K |
| 20 June, 2016 | 48 Waterloo Ave | Detached | 4 | 4 | 6 | \$1,295K | \$1,624K |
| | 223 Acton Ave | Detached | 3 | 4 | 5 | \$988K | \$1,300K |
| 21 June, 2016 | 313, 872 Sheppard Ave W | Condo | 2 | 2 | 7 | \$385K | \$385K |
| 22 June, 2016 | 205, 760 Sheppard Ave W | Condo | 2 | 2 | 23 | \$400K | \$440K |
| | 266 Searle Ave | Detached | 5 | 6 | 14 | \$1,700K | \$1,705K |
| | 326 Waterloo Ave | Detached | 4 | 5 | 7 | \$1,249K | \$2,216K |
| 23 June, 2016 | 189 Searle Ave | Detached | 3 | 2 | 8 | \$999K | \$1,100K |
| 24 June, 2016 | 252 Maxwell St | Detached | 3 | 3 | 7 | \$998K | \$1,150K |
| 25 June, 2016 | 503, 800 Sheppard Ave W | Condo | 2 | 2 | 10 | \$400K | \$391K |
| | 613, 872 Sheppard Ave W | Condo | 2 | 2 | 4 | \$390K | \$385K |
| 26 June, 2016 | 233 Searle Ave | Detached | 3 | 2 | 4 | \$999K | \$1,350K |
| 27 June, 2016 | 31 Cedarsprings Grve | Detached | 4 | 3 | 5 | \$999K | \$1,350K |
| 28 June, 2016 | 216 Cocksfield Ave | Detached | 3 | 2 | 7 | \$899K | \$1,070K |
| 29 June, 2016 | 345 Waterloo Ave | Detached | 4 | 4 | 7 | \$1,350K | \$1,405K |
| 30 June, 2016 | 84 Wild Gingerway | Townhouse | 3 | 3 | 9 | \$629K | \$675K |
| | 504, 906 Sheppard Ave W | Condo | 2 | 2 | 9 | \$360K | \$355K |
| 3 July, 2016 | 302, 890 Sheppard Ave W | Condo | 2 | 2 | 9 | \$400K | \$394K |
| 4 July, 2016 | 276 Searle Ave | Detached | 5 | 5 | 25 | \$1,990K | \$1,970K |
| 6 July, 2016 | 16 Overbrook Pl | Detached | 4 | 4 | 9 | \$1,000K | \$1,416K |
| 8 July, 2016 | 26 Overbrook Pl | Detached | 5 | 5 | 9 | \$1,200K | \$1,700K |

Data

| Month, Day, Year of Sold Date | Address1 | Property Type | Bedrooms | Washrooms | Days on the Market | List Price | Sold Price |
|-------------------------------|--------------------------|---------------|----------|-----------|--------------------|------------|------------|
| 10 July, 2016 | 103 Acton Ave | Detached | 3 | 2 | 3 | \$989K | \$1,100K |
| 11 July, 2016 | 306, 1000 Sheppard Ave W | Condo | 1 | 1 | 17 | \$238K | \$230K |
| | 777 Wilson Heights Blvd | Semi-Detached | 3 | 2 | 4 | \$639K | \$757K |
| 12 July, 2016 | 616, 872 Sheppard Ave W | Condo | 2 | 1 | 26 | \$359K | \$350K |
| 13 July, 2016 | 206, 872 Sheppard Ave W | Condo | 2 | 2 | 11 | \$400K | \$398K |
| 14 July, 2016 | 602, 760 Sheppard Ave W | Condo | 1 | 1 | 42 | \$290K | \$291K |
| 16 July, 2016 | 20 Acton Ave | Detached | 3 | 2 | 3 | \$898K | \$1,081K |
| 18 July, 2016 | 58 Codsell Ave | Detached | 3 | 3 | 7 | \$929K | \$1,450K |
| 19 July, 2016 | 4 Codsell Ave | Detached | 4 | 4 | 27 | \$1,400K | \$1,450K |
| | 103, 800 Sheppard Ave W | Condo | 2 | 2 | 14 | \$419K | \$410K |
| | 179 Codsell Ave | Detached | 5 | 7 | 5 | \$2,739K | \$2,738K |
| 21 July, 2016 | 1208, 100 Canyon Ave | Condo | 2 | 2 | 21 | \$434K | \$428K |
| 22 July, 2016 | 95 Acton Ave | Detached | 3 | 2 | 9 | \$1,295K | \$1,253K |
| 25 July, 2016 | 194 Acton Ave | Detached | 3 | 2 | 7 | \$918K | \$1,180K |
| 26 July, 2016 | 10 Terrydale Dr | Detached | 3 | 3 | 6 | \$988K | \$1,121K |
| 2 August, 2016 | 166 Searle Ave | Detached | 3 | 3 | 13 | \$1,278K | \$1,228K |
| | 501, 906 Sheppard Ave W | Condo | 3 | 2 | 22 | \$409K | \$409K |
| 4 August, 2016 | 31 Overbrook Pl | Detached | 3 | 3 | 2 | \$1,089K | \$1,385K |
| 7 August, 2016 | 504, 778 Sheppard Ave W | Condo | 2 | 2 | 10 | \$350K | \$368K |
| 8 August, 2016 | 187 Combe Ave | Detached | 3 | 2 | 5 | \$989K | \$1,220K |
| 9 August, 2016 | 3 Acton Ave | Detached | 3 | 2 | 7 | \$999K | \$1,228K |
| | 55 Codsell Ave | Detached | 3 | 2 | 7 | \$998K | \$1,461K |
| 10 August, 2016 | 44 Hove St | Detached | 3 | 2 | 1 | \$989K | \$1,250K |
| | 62 Blue Forest Dr | Detached | 4 | 4 | 72 | \$1,988K | \$1,800K |
| 11 August, 2016 | 248 Codsell Ave | Detached | 3 | 2 | 2 | \$1,000K | \$1,350K |
| 12 August, 2016 | 49 Cavotti Cres | Detached | 3 | 3 | 9 | \$1,075K | \$1,075K |
| | 4239 Dufferin St | Semi-Detached | 4 | 2 | 15 | \$675K | \$675K |
| 15 August, 2016 | 134 Waterloo Ave | Detached | 4 | 4 | 3 | \$1,650K | \$1,800K |

Data

| Month, Day, Year of Sold Date | Address1 | Property Type | Bedrooms | Washrooms | Days on the Market | List Price | Sold Price |
|-------------------------------|--------------------------|---------------|----------|-----------|--------------------|------------|------------|
| 17 August, 2016 | 297 Maxwell St | Detached | 3 | 3 | 57 | \$1,099K | \$1,050K |
| 23 August, 2016 | 34 Pannahill Rd | Detached | 3 | 2 | 8 | \$998K | \$1,480K |
| | 42 Purdon Dr | Detached | 3 | 4 | 15 | \$1,495K | \$1,458K |
| 29 August, 2016 | 4253 Dufferin St | Semi-Detached | 3 | 2 | 7 | \$669K | \$715K |
| 30 August, 2016 | 8 Dellbank Rd | Detached | 3 | 3 | 8 | \$989K | \$1,175K |
| 2 September, 2016 | 27, 988 Sheppard Ave W | Townhouse | 3 | 3 | 10 | \$495K | \$554K |
| | 82 Combe Ave | Detached | 5 | 4 | 64 | \$1,288K | \$1,140K |
| 3 September, 2016 | 67 Acton Ave | Detached | 3 | 3 | 12 | \$998K | \$1,102K |
| 6 September, 2016 | 126 Shaftesbury St | Detached | 3 | 3 | 8 | \$998K | \$1,270K |
| 8 September, 2016 | 271 Brighton Ave | Detached | 3 | 2 | 1 | \$988K | \$1,150K |
| 11 September, 2016 | 7 Goldthread Terr | Semi-Detached | 3 | 3 | 5 | \$840K | \$857K |
| 12 September, 2016 | 503, 760 Sheppard Ave | Condo | 2 | 2 | 41 | \$415K | \$405K |
| | 614, 1030 Sheppard Ave W | Condo | 2 | 2 | 21 | \$388K | \$386K |
| 13 September, 2016 | 140 Shaftesbury St | Detached | 3 | 3 | 13 | \$1,158K | \$1,114K |
| | 255 Codsell Ave | Detached | 4 | 3 | 7 | \$899K | \$1,150K |
| 14 September, 2016 | 31 Codsell Ave | Detached | 3 | 3 | 7 | \$998K | \$1,439K |
| 15 September, 2016 | 42 Kennard Ave | Detached | 3 | 2 | 2 | \$999K | \$1,310K |
| 16 September, 2016 | 205, 906 Sheppard Ave | Condo | 2 | 2 | 2 | \$385K | \$405K |
| 19 September, 2016 | 137 Combe Ave | Detached | 3 | 3 | 7 | \$995K | \$1,301K |
| | 145 Searle Ave | Detached | 3 | 3 | 5 | \$899K | \$1,157K |
| 20 September, 2016 | 19 Brockington Cres | Detached | 6 | 8 | 98 | \$2,499K | \$2,450K |
| 24 September, 2016 | 21 Beaver Valley Rd | Detached | 4 | 3 | 51 | \$1,185K | \$1,060K |
| 26 September, 2016 | 83 Searle Ave | Detached | 3 | 2 | 6 | \$999K | \$1,353K |
| 27 September, 2016 | 192 Overbrook Pl | Detached | 3 | 3 | 13 | \$1,088K | \$1,378K |
| 28 September, 2016 | 28 Garthdale Crt | Other | 6 | 3 | 2 | \$795K | \$766K |
| | 804, 100 Canyon Ave | Condo | 2 | 2 | 8 | \$499K | \$485K |
| 30 September, 2016 | 408, 890 Sheppard Ave W | Condo | 2 | 2 | 39 | \$380K | \$374K |
| 1 October, 2016 | 28 Maxwell St | Detached | 4 | 4 | 2 | \$1,000K | \$1,480K |

Data

| Month, Day, Year of Sold Date | Address1 | Property Type | Bedrooms | Washrooms | Days on the Market | List Price | Sold Price |
|-------------------------------|--------------------------|---------------|----------|-----------|--------------------|------------|------------|
| 1 October, 2016 | 303, 1000 Sheppard Ave W | Condo | 1 | 1 | 12 | \$249K | \$245K |
| 5 October, 2016 | 96 Searle Ave | Detached | 2 | 2 | 7 | \$895K | \$1,289K |
| 7 October, 2016 | 505, 906 Sheppard Ave | Condo | 2 | 2 | 16 | \$350K | \$350K |
| 8 October, 2016 | 214, 890 Sheppard Ave W | Condo | 2 | 2 | 26 | \$395K | \$396K |
| 11 October, 2016 | 18 Evanston Dr | Detached | 3 | 3 | 13 | \$999K | \$999K |
| 13 October, 2016 | 98 Overbrook Pl | Detached | 4 | 3 | 7 | \$1,300K | \$1,510K |
| | 208, 890 Sheppard Ave W | Condo | 2 | 2 | 14 | \$380K | \$390K |
| 14 October, 2016 | 169 Brighton Ave | Detached | 3 | 2 | 8 | \$998K | \$1,075K |
| | 314, 760 Sheppard Ave W | Condo | 2 | 2 | 3 | \$420K | \$423K |
| 17 October, 2016 | 205, 778 Sheppard Ave W | Condo | 1 | 1 | 12 | \$300K | \$295K |
| 18 October, 2016 | 507, 906 Sheppard Ave | Condo | 2 | 1 | 7 | \$335K | \$345K |
| 19 October, 2016 | 180 Acton Ave | Detached | 3 | 2 | 8 | \$1,099K | \$1,150K |
| 24 October, 2016 | 190 Combe Ave | Detached | 3 | 2 | 6 | \$899K | \$1,130K |
| 25 October, 2016 | 160 Waterloo Ave | Detached | 3 | 1 | 4 | \$1,225K | \$1,525K |
| 26 October, 2016 | 4021 Dufferin St | Detached | 3 | 4 | 8 | \$1,065K | \$1,020K |
| 29 October, 2016 | 9, 988 Sheppard Ave W | Townhouse | 3 | 3 | 2 | \$600K | \$603K |
| 1 November, 2016 | 44 Blue Forest Dr | Detached | 6 | 4 | 6 | \$1,448K | \$1,770K |
| 3 November, 2016 | 170 Elder St | Other | 6 | 5 | 17 | \$998K | \$965K |
| 4 November, 2016 | 253 Searle Ave | Detached | 3 | 2 | 3 | \$1,088K | \$1,290K |
| 6 November, 2016 | 138 Brighton Ave | Detached | 3 | 2 | 10 | \$1,359K | \$1,285K |
| 11 November, 2016 | 412, 760 Sheppard Ave W | Condo | 2 | 2 | 9 | \$420K | \$420K |
| 15 November, 2016 | 27 Wild Gingerway | Townhouse | 3 | 3 | 4 | \$660K | \$635K |
| | 305, 872 Sheppard Ave W | Condo | 1 | 1 | 46 | \$312K | \$304K |
| 20 November, 2016 | 45 Waterloo Ave | Detached | 5 | 6 | 19 | \$1,950K | \$1,836K |
| 21 November, 2016 | 284 Codsell Ave | Detached | 4 | 5 | 6 | \$1,588K | \$1,600K |
| 23 November, 2016 | 105, 800 Sheppard Ave W | Condo | 1 | 2 | 16 | \$349K | \$349K |
| | 307, 100 Canyon Ave | Condo | 3 | 2 | 16 | \$429K | \$427K |
| 24 November, 2016 | 601, 4200 Bathurst St | Condo | 2 | 3 | 1 | \$639K | \$668K |

Data

| Month, Day, Year of Sold Date | Address1 | Property Type | Bedrooms | Washrooms | Days on the Market | List Price | Sold Price |
|-------------------------------|--------------------------|---------------|----------|-----------|--------------------|------------|------------|
| 25 November, 2016 | 5 Terrydale Dr N | Detached | 3 | 3 | 3 | \$900K | \$1,308K |
| | 60 Evanston Dr | Detached | 3 | 3 | 11 | \$1,390K | \$1,300K |
| 28 November, 2016 | 47 Acton Ave | Detached | 3 | 1 | 7 | \$900K | \$1,125K |
| | 201, 2 Maxwell St | Townhouse | 2 | 3 | 81 | \$559K | \$548K |
| 29 November, 2016 | 39 Pannahill Rd | Detached | 3 | 3 | 7 | \$1,199K | \$1,482K |
| | 4251 Dufferin St | Semi-Detached | 3 | 3 | 8 | \$759K | \$730K |
| 5 December, 2016 | 4 Artreeva Dr | Detached | 3 | 2 | 6 | \$989K | \$1,150K |
| 6 December, 2016 | 206 Searle Ave | Detached | 3 | 2 | 6 | \$1,000K | \$1,320K |
| 14 December, 2016 | 159 Cocksfield Ave | Detached | 3 | 4 | 30 | \$1,510K | \$1,625K |
| | 3945 Dufferin St | Semi-Detached | 3 | 2 | 4 | \$785K | \$785K |
| 15 December, 2016 | 85 Searle Ave | Detached | 3 | 2 | 6 | \$1,000K | \$1,335K |
| | 202, 1000 Sheppard Ave W | Condo | 1 | 1 | 26 | \$239K | \$230K |
| 19 December, 2016 | 174 Elder St | Other | 6 | 5 | 23 | \$1,229K | \$1,167K |
| 23 December, 2016 | 304, 1000 Sheppard Ave W | Condo | 1 | 1 | 18 | \$225K | \$221K |
| 13 January, 2017 | 812, 760 Sheppard Ave W | Condo | 2 | 2 | 15 | \$440K | \$430K |
| 16 January, 2017 | 255 Wilmington Ave | Detached | 3 | 3 | 9 | \$950K | \$1,285K |
| 18 January, 2017 | 103 Cocksfield Ave | Detached | 4 | 4 | 64 | \$1,788K | \$1,640K |
| 23 January, 2017 | 12 Evanston Dr | Detached | 3 | 2 | 7 | \$999K | \$1,305K |
| 24 January, 2017 | 7 Goddard St | Detached | 3 | 2 | 7 | \$1,000K | \$1,300K |
| | 63 Hove St | Detached | 4 | 3 | 7 | \$1,399K | \$1,927K |
| 25 January, 2017 | 212 Goddard St | Detached | 4 | 3 | 7 | \$1,349K | \$1,490K |
| 26 January, 2017 | 108 Combe Ave | Detached | 3 | 2 | 0 | \$1,298K | \$1,400K |
| 30 January, 2017 | 708, 906 Sheppard Ave W | Condo | 2 | 2 | 6 | \$425K | \$430K |
| 2 February, 2017 | 179 Goddard St | Detached | 4 | 4 | 1 | \$1,388K | \$1,530K |
| 5 February, 2017 | 505, 778 Sheppard Ave W | Condo | 1 | 1 | 1 | \$270K | \$288K |
| 10 February, 2017 | 107 Combe Ave | Detached | 3 | 5 | 2 | \$1,299K | \$1,772K |
| | 189 Elder St | Detached | 3 | 3 | 2 | \$1,425K | \$1,400K |
| 13 February, 2017 | 41 Beaver Valley Rd | Detached | 3 | 4 | 3 | \$1,288K | \$1,651K |

Data

| Month, Day, Year of Sold Date | Address1 | Property Type | Bedrooms | Washrooms | Days on the Market | List Price | Sold Price |
|-------------------------------|-------------------------|---------------|----------|-----------|--------------------|------------|------------|
| 15 February, 2017 | 207, 760 Sheppard Ave W | Condo | 2 | 2 | 1 | \$450K | \$484K |
| | 274 Searle Ave | Detached | 4 | 4 | 7 | \$1,288K | \$1,515K |
| 18 February, 2017 | 180 Acton Ave | Detached | 3 | 2 | 0 | \$1,419K | \$1,450K |
| 20 February, 2017 | 512, 760 Sheppard Ave W | Condo | 2 | 2 | 9 | \$425K | \$505K |
| 22 February, 2017 | 9 Amos Cres | Detached | 4 | 7 | 23 | \$2,500K | \$2,450K |
| | 197 Pannahill Rd | Detached | 3 | 2 | 7 | \$1,000K | \$1,500K |
| | 306, 906 Sheppard Ave W | Condo | 2 | 2 | 13 | \$400K | \$403K |
| 25 February, 2017 | 407, 760 Sheppard Ave W | Condo | 2 | 2 | 1 | \$449K | \$508K |
| 1 March, 2017 | 48 Cocksfield Ave | Detached | 3 | 3 | 6 | \$1,098K | \$1,580K |
| | 603, 906 Sheppard Ave W | Condo | 2 | 2 | 3 | \$390K | \$410K |
| 2 March, 2017 | 113 Hove St | Detached | 3 | 2 | 1 | \$1,450K | \$1,467K |
| 5 March, 2017 | 188 Acton Ave | Detached | 3 | 2 | 4 | \$1,099K | \$1,630K |
| 6 March, 2017 | 702, 100 Canyon Ave | Condo | 2 | 2 | 5 | \$498K | \$489K |
| | 802, 760 Sheppard Ave W | Condo | 1 | 1 | 1 | \$308K | \$351K |
| 8 March, 2017 | 40 Goldthread Terr | Semi-Detached | 3 | 3 | 7 | \$950K | \$1,120K |
| 11 March, 2017 | 265 Brighton Ave | Detached | 3 | 3 | 4 | \$1,700K | \$1,880K |
| 12 March, 2017 | 184 Honiton St | Detached | 3 | 3 | 2 | \$1,000K | \$1,650K |
| 14 March, 2017 | 179 Honiton St | Detached | 5 | 3 | 7 | \$1,000K | \$1,700K |
| 15 March, 2017 | 101, 778 Sheppard Ave W | Condo | 1 | 1 | 105 | \$249K | \$245K |
| | 113 Brighton Ave | Detached | 4 | 6 | 8 | \$2,099K | \$2,600K |
| 16 March, 2017 | 4 Casino Crt | Detached | 3 | 3 | 7 | \$1,200K | \$1,620K |
| 20 March, 2017 | 415, 890 Sheppard Ave W | Condo | 2 | 2 | 3 | \$449K | \$552K |
| 21 March, 2017 | 79 Hove St | Detached | 3 | 3 | 7 | \$1,395K | \$1,951K |
| | 220 Codsell Ave | Detached | 3 | 5 | 6 | \$1,300K | \$1,860K |
| | 408, 778 Sheppard Ave W | Condo | 2 | 2 | 1 | \$439K | \$485K |
| 22 March, 2017 | 8 Goddard St | Detached | 3 | 4 | 8 | \$1,450K | \$2,051K |
| | 258 Acton Ave | Detached | 4 | 5 | 6 | \$2,299K | \$2,220K |
| 23 March, 2017 | 11 Elder St | Detached | 3 | 2 | 1 | \$1,200K | \$1,525K |

Data

| Month, Day, Year of Sold Date | Address1 | Property Type | Bedrooms | Washrooms | Days on the Market | List Price | Sold Price |
|-------------------------------|---------------------------|---------------|----------|-----------|--------------------|------------|------------|
| 23 March, 2017 | 190 Brighton Ave | Detached | 4 | 5 | 8 | \$1,899K | \$2,065K |
| 25 March, 2017 | 247 Brighton Ave | Detached | 2 | 2 | 3 | \$1,098K | \$1,652K |
| 26 March, 2017 | 187 Elder St | Detached | 4 | 4 | 5 | \$1,249K | \$1,600K |
| | 254 Searle Ave | Detached | 3 | 2 | 11 | \$1,550K | \$1,495K |
| 27 March, 2017 | 49 Kennard Ave | Detached | 3 | 2 | 6 | \$1,500K | \$1,500K |
| | 83 Waterloo Ave | Detached | 3 | 2 | 7 | \$1,199K | \$1,910K |
| 28 March, 2017 | 210, 906 Sheppard Ave W | Condo | 2 | 2 | 6 | \$425K | \$463K |
| 1 April, 2017 | 514, 1030 Sheppard Ave W | Condo | 2 | 2 | 5 | \$470K | \$513K |
| 3 April, 2017 | 143 Waterloo Ave, Toronto | Detached | 3 | 2 | 6 | \$1,199K | \$1,500K |
| | 271 Brighton Ave | Detached | 3 | 2 | 6 | \$1,099K | \$1,569K |
| | 614, 890 Sheppard Ave W | Condo | 2 | 2 | 5 | \$450K | \$555K |
| 5 April, 2017 | 91 Hove St | Detached | 4 | 4 | 12 | \$1,588K | \$2,121K |
| 6 April, 2017 | 10 Baintree Crt | Detached | 3 | 2 | 6 | \$1,270K | \$1,640K |
| 8 April, 2017 | 40 Acton Ave | Detached | 3 | 1 | 11 | \$1,199K | \$1,105K |
| 9 April, 2017 | 17 Cavotti Cres | Detached | 3 | 2 | 4 | \$1,000K | \$1,355K |
| | 127 Codsell Ave | Detached | 3 | 2 | 5 | \$1,300K | \$1,719K |
| | 202 Goddard St | Detached | 3 | 4 | 9 | \$1,288K | \$1,650K |
| | 605, 100 Canyon Ave | Condo | 3 | 2 | 11 | \$699K | \$700K |
| 10 April, 2017 | 186 Brighton Ave | Detached | 3 | 3 | 3 | \$1,288K | \$1,575K |
| | 254 Maxwell St | Detached | 4 | 5 | 11 | \$1,799K | \$2,050K |
| 12 April, 2017 | 30 Garthdale Crt | Semi-Detached | 4 | 3 | 15 | \$940K | \$1,000K |
| 13 April, 2017 | 125 Brighton Ave | Detached | 3 | 2 | 15 | \$1,499K | \$1,565K |
| 14 April, 2017 | 202, 872 Sheppard Ave W | Condo | 2 | 2 | 3 | \$498K | \$580K |
| 19 April, 2017 | 4 Amos Cres | Detached | 3 | 4 | 20 | \$1,596K | \$1,650K |
| 24 April, 2017 | 119 Codsell Ave | Detached | 4 | 3 | 5 | \$1,398K | \$1,728K |
| | 166 Combe Ave | Detached | 3 | 2 | 6 | \$995K | \$1,300K |
| 25 April, 2017 | 1101, 100 Canyon Ave | Condo | 3 | 2 | 11 | \$525K | \$525K |
| 26 April, 2017 | 60 Codsell Ave | Detached | 3 | 3 | 10 | \$1,399K | \$1,660K |

Data

| Month, Day, Year of Sold Date | Address1 | Property Type | Bedrooms | Washrooms | Days on the Market | List Price | Sold Price |
|-------------------------------|--------------------------|---------------|----------|-----------|--------------------|------------|------------|
| 26 April, 2017 | 162 Elder St | Other | 6 | 5 | 6 | \$1,099K | \$1,130K |
| 1 May, 2017 | 705, 920 Sheppard Ave W | Condo | 2 | 2 | 3 | \$450K | \$521K |
| 2 May, 2017 | 17 Sandale Gdns | Detached | 3 | 3 | 5 | \$1,588K | \$1,700K |
| | 21 Garthdale Crt | Semi-Detached | 4 | 3 | 4 | \$869K | \$860K |
| 5 May, 2017 | 222 Maxwell St | Detached | 3 | 2 | 11 | \$1,400K | \$1,250K |
| 7 May, 2017 | 226 Codsell Ave | Detached | 3 | 2 | 6 | \$1,000K | \$1,475K |
| 8 May, 2017 | 300 Wilmington Ave | Other | 7 | 5 | 11 | \$1,289K | \$1,210K |
| 10 May, 2017 | 15 Sandale Gdns | Detached | 3 | 4 | 12 | \$1,499K | \$1,660K |
| | 56 Artreeva Dr | Detached | 3 | 3 | 7 | \$1,288K | \$1,400K |
| | 135 Hove St | Detached | 3 | 3 | 5 | \$999K | \$1,300K |
| 14 May, 2017 | 198 Waterloo Ave | Detached | 3 | 2 | 4 | \$1,000K | \$1,150K |
| | 517, 872 Sheppard Ave W | Condo | 2 | 2 | 10 | \$420K | \$480K |
| 16 May, 2017 | 202, 920 Sheppard Ave W | Condo | 2 | 2 | 8 | \$520K | \$571K |
| 17 May, 2017 | 260 Searle Ave | Detached | 4 | 2 | 23 | \$1,200K | \$1,185K |
| 19 May, 2017 | 54 Evanston Dr | Detached | 4 | 4 | 1 | \$1,730K | \$2,285K |
| | 176 Codsell Ave | Detached | 3 | 2 | 9 | \$1,000K | \$975K |
| | 708, 920 Sheppard Ave W | Condo | 2 | 2 | 8 | \$449K | \$500K |
| 23 May, 2017 | 257 Cocksfield Ave | Detached | 3 | 4 | 6 | \$1,100K | \$1,125K |
| 24 May, 2017 | 409, 1030 Sheppard Ave W | Condo | 2 | 2 | 4 | \$470K | \$545K |
| 29 May, 2017 | 178 Codsell Ave | Detached | 3 | 2 | 11 | \$998K | \$1,130K |
| 30 May, 2017 | 608, 890 Sheppard Ave W | Condo | 2 | 2 | 19 | \$450K | \$520K |
| 1 June, 2017 | 187 Brighton Ave | Detached | 3 | 2 | 42 | \$1,388K | \$1,320K |
| 3 June, 2017 | 10 Tokay Crt | Detached | 3 | 4 | 11 | \$1,388K | \$1,400K |
| 5 June, 2017 | 15 Pannahill Rd | Detached | 3 | 3 | 8 | \$1,499K | \$1,415K |
| | 214 Searle Ave | Detached | 4 | 4 | 3 | \$1,650K | \$1,630K |
| | 611, 890 Sheppard Ave W | Condo | 2 | 2 | 61 | \$545K | \$537K |
| 6 June, 2017 | 238 Searle Ave | Detached | 3 | 2 | 28 | \$1,500K | \$1,440K |
| 14 June, 2017 | 159 Waterloo Ave | Detached | 4 | 5 | 15 | \$2,000K | \$1,920K |

Data

| Month, Day, Year of Sold Date | Address1 | Property Type | Bedrooms | Washrooms | Days on the Market | List Price | Sold Price |
|-------------------------------|---------------------------|---------------|----------|-----------|--------------------|------------|------------|
| 16 June, 2017 | Ph908, 920 Sheppard Ave W | Condo | 2 | 2 | 14 | \$588K | \$570K |
| 17 June, 2017 | 407, 800 Sheppard Ave W | Condo | 2 | 2 | 26 | \$449K | \$449K |
| 30 June, 2017 | 14 Wild Gingerway Rd | Townhouse | 3 | 3 | 8 | \$750K | \$726K |
| | 506, 760 Sheppard Ave W | Condo | 2 | 2 | 2 | \$420K | \$445K |
| 5 July, 2017 | 9 Acton Ave | Detached | 3 | 2 | 43 | \$1,288K | \$1,225K |
| 6 July, 2017 | 48 Brockington Cres | Detached | 4 | 3 | 35 | \$1,588K | \$1,550K |
| | 514, 760 Sheppard Ave W | Condo | 2 | 2 | 2 | \$499K | \$521K |
| 16 July, 2017 | 617, 872 Sheppard Ave W | Condo | 2 | 2 | 10 | \$500K | \$500K |
| 18 July, 2017 | 159 Combe Ave | Detached | 3 | 1 | 20 | \$1,499K | \$1,335K |
| 22 July, 2017 | 29 Tillplain Rd | Semi-Detached | 4 | 3 | 22 | \$829K | \$829K |
| 27 July, 2017 | 104, 800 Sheppard Ave W | Condo | 2 | 2 | 29 | \$470K | \$460K |
| | 136 Kennard Ave | Detached | 3 | 2 | 1 | \$1,249K | \$1,270K |
| 2 August, 2017 | 21 Pannahill Rd | Detached | 3 | 3 | 44 | \$1,379K | \$1,315K |
| 8 August, 2017 | 602, 760 Sheppard Ave W | Condo | 1 | 1 | 21 | \$379K | \$351K |
| 10 August, 2017 | 309, 872 Sheppard Ave W | Condo | 2 | 2 | 19 | \$516K | \$506K |
| 16 August, 2017 | 199 Acton Ave | Detached | 4 | 2 | 5 | \$1,250K | \$1,160K |
| 18 August, 2017 | 302, 778 Sheppard Ave W | Condo | 2 | 2 | 23 | \$435K | \$430K |
| 21 August, 2017 | 504, 100 Canyon Ave | Condo | 2 | 2 | 46 | \$500K | \$479K |
| 25 August, 2017 | 307, 906 Sheppard Ave W | Condo | 2 | 1 | 17 | \$400K | \$390K |
| 26 August, 2017 | 302, 1000 Sheppard Ave W | Condo | 1 | 1 | 2 | \$240K | \$240K |
| 28 August, 2017 | 807, 920 Sheppard Ave W | Condo | 2 | 2 | 27 | \$529K | \$518K |
| 31 August, 2017 | 252 Cocksfield Ave | Detached | 2 | 1 | 9 | \$899K | \$845K |
| 1 September, 2017 | 102, 890 Sheppard Ave W | Condo | 2 | 2 | 28 | \$425K | \$415K |
| 10 September, 2017 | 30, 988 Sheppard Ave W | Townhouse | 3 | 1 | 4 | \$619K | \$602K |
| | 112 Combe Ave | Detached | 4 | 2 | 39 | \$1,299K | \$1,284K |
| 11 September, 2017 | 302, 760 Sheppard Ave W | Condo | 1 | 1 | 20 | \$379K | \$370K |
| 12 September, 2017 | 207, 1000 Sheppard Ave W | Condo | 1 | 1 | 9 | \$280K | \$270K |
| | 229 Codsell Ave | Detached | 3 | 2 | 4 | \$1,088K | \$1,120K |

Data

| Month, Day, Year of Sold Date | Address1 | Property Type | Bedrooms | Washrooms | Days on the Market | List Price | Sold Price |
|-------------------------------|--------------------------|---------------|----------|-----------|--------------------|------------|------------|
| 14 September, 2017 | 708, 872 Sheppard Ave W | Condo | 2 | 2 | 3 | \$499K | \$515K |
| 15 September, 2017 | 712, 760 Sheppard Ave W | Condo | 2 | 2 | 22 | \$539K | \$530K |
| 22 September, 2017 | 606, 890 Sheppard Ave W | Condo | 2 | 2 | 6 | \$549K | \$549K |
| 25 September, 2017 | 215, 890 Sheppard Ave W | Condo | 2 | 2 | 35 | \$475K | \$465K |
| 27 September, 2017 | 514, 906 Sheppard Ave W | Condo | 2 | 2 | 69 | \$420K | \$400K |
| 4 October, 2017 | 204, 1030 Sheppard Ave W | Condo | 2 | 2 | 15 | \$520K | \$485K |
| 5 October, 2017 | 45 Overbrook Pl | Detached | 4 | 4 | 7 | \$1,250K | \$1,155K |
| 6 October, 2017 | 93 Wild Gingerway Way | Townhouse | 3 | 3 | 22 | \$779K | \$769K |
| 7 October, 2017 | 710, 741 Sheppard Ave W | Condo | 3 | 2 | 18 | \$766K | \$826K |
| 9 October, 2017 | 607, 906 Sheppard Ave W | Condo | 2 | 1 | 4 | \$400K | \$398K |
| 10 October, 2017 | 517, 890 Sheppard Ave W | Condo | 2 | 2 | 74 | \$468K | \$444K |
| | 707, 872 Sheppard Ave W | Condo | 2 | 2 | 78 | \$519K | \$512K |
| 11 October, 2017 | 306, 890 Sheppard Ave W | Condo | 2 | 2 | 12 | \$500K | \$490K |
| 12 October, 2017 | 606, 1030 Sheppard Ave W | Condo | 2 | 2 | 29 | \$515K | \$510K |
| | 714, 55 De Boers Dr | Condo | 2 | 2 | 55 | \$556K | \$550K |
| 14 October, 2017 | 405, 741 Sheppard Ave W | Condo | 1 | 1 | 25 | \$349K | \$349K |
| 16 October, 2017 | 47 Garthdale Crt | Other | 3 | 3 | 5 | \$650K | \$645K |
| 17 October, 2017 | 212, 741 Sheppard Ave W | Condo | 2 | 2 | 28 | \$508K | \$533K |
| 18 October, 2017 | 29 Acton Ave | Detached | 5 | 3 | 96 | \$1,200K | \$1,130K |
| | 334 Waterloo Ave | Detached | 2 | 2 | 98 | \$1,299K | \$1,236K |
| 19 October, 2017 | 42 Clifton Ave | Detached | 3 | 3 | 3 | \$1,049K | \$1,050K |
| | 59 Acton Ave | Detached | 3 | 2 | 43 | \$1,250K | \$1,135K |
| 20 October, 2017 | 305, 778 Sheppard Ave W | Condo | 1 | 1 | 4 | \$344K | \$358K |
| | 340 Brighton Ave | Detached | 3 | 3 | 15 | \$1,200K | \$1,025K |
| 22 October, 2017 | Ph11, 55 De Boers Dr | Condo | 1 | 1 | 39 | \$410K | \$399K |
| 24 October, 2017 | 210, 872 Sheppard Ave W | Condo | 2 | 2 | 20 | \$500K | \$505K |
| 27 October, 2017 | 19 Cedar Springs Grve | Detached | 4 | 3 | 22 | \$1,290K | \$1,180K |
| 29 October, 2017 | 609, 872 Sheppard Ave W | Condo | 2 | 2 | 47 | \$519K | \$515K |

Data

| Month, Day, Year of Sold Date | Address1 | Property Type | Bedrooms | Washrooms | Days on the Market | List Price | Sold Price |
|-------------------------------|--------------------------|---------------|----------|-----------|--------------------|------------|------------|
| 31 October, 2017 | 1101, 100 Canyon Ave | Condo | 3 | 2 | 19 | \$730K | \$705K |
| 1 November, 2017 | 161 Elder St | Detached | 5 | 4 | 8 | \$1,299K | \$1,299K |
| | 811, 1030 Sheppard Ave W | Condo | 2 | 1 | 29 | \$448K | \$435K |
| 3 November, 2017 | 608, 760 Sheppard Ave W | Condo | 2 | 2 | 16 | \$519K | \$515K |
| 7 November, 2017 | 301, 741 Sheppard Ave W | Condo | 2 | 2 | 6 | \$466K | \$496K |
| 8 November, 2017 | 516, 890 Sheppard Ave W | Condo | 3 | 2 | 23 | \$545K | \$545K |
| 10 November, 2017 | 1007, 100 Canyon Ave | Condo | 3 | 2 | 59 | \$559K | \$540K |
| 11 November, 2017 | 202, 728 Sheppard Ave W | Townhouse | 2 | 3 | 11 | \$639K | \$615K |
| | 266 Brighton Ave | Detached | 3 | 2 | 103 | \$1,175K | \$1,115K |
| 14 November, 2017 | 15 Beaver Valley Rd | Detached | 3 | 3 | 5 | \$1,279K | \$1,280K |
| 16 November, 2017 | 612, 890 Sheppard Ave W | Condo | 1 | 1 | 1 | \$320K | \$347K |
| 18 November, 2017 | 508, 800 Sheppard Ave W | Condo | 2 | 2 | 58 | \$440K | \$415K |
| 23 November, 2017 | 162 Wilmington Ave | Detached | 3 | 2 | 27 | \$1,195K | \$1,089K |
| 26 November, 2017 | 187 Acton Ave | Detached | 3 | 1 | 27 | \$1,099K | \$1,010K |
| 30 November, 2017 | 208, 906 Sheppard Ave W | Condo | 2 | 2 | 23 | \$450K | \$430K |
| 1 December, 2017 | 210, 741 Sheppard Ave W | Condo | 2 | 2 | 30 | \$508K | \$535K |
| 2 December, 2017 | 1106, 100 Canyon Ave | Condo | 2 | 2 | 26 | \$459K | \$442K |
| 5 December, 2017 | 211, 760 Sheppard Ave W | Condo | 1 | 1 | 11 | \$400K | \$401K |
| 6 December, 2017 | 336 Waterloo Ave | Detached | 3 | 2 | 20 | \$1,269K | \$1,236K |
| 14 December, 2017 | 217 Honiton St | Detached | 3 | 2 | 18 | \$1,200K | \$1,067K |
| 15 December, 2017 | 110 Searle Ave | Detached | 3 | 3 | 1 | \$1,300K | \$1,255K |
| 18 December, 2017 | 801, 1030 Sheppard Ave | Condo | 3 | 2 | 24 | \$550K | \$530K |
| 19 December, 2017 | 121 Brighton Ave | Detached | 3 | 2 | 19 | \$1,000K | \$1,117K |
| 22 December, 2017 | 416, 872 Sheppard Ave W | Condo | 2 | 1 | 8 | \$450K | \$438K |
| 26 December, 2017 | 713, 1030 Sheppard Ave W | Condo | 2 | 2 | 39 | \$500K | \$493K |
| 28 December, 2017 | 205 Maxwell St | Detached | 4 | 3 | 56 | \$1,398K | \$1,298K |
| 9 January, 2018 | 4 Arlstan Dr | Detached | 3 | 3 | 21 | \$1,200K | \$1,176K |
| 18 January, 2018 | 57 Barksdale Ave | Detached | 3 | 2 | 9 | \$1,195K | \$1,139K |

Data

| Month, Day, Year of Sold Date | Address1 | Property Type | Bedrooms | Washrooms | Days on the Market | List Price | Sold Price |
|-------------------------------|--------------------------|---------------|----------|-----------|--------------------|------------|------------|
| 22 January, 2018 | 127 Searle Ave | Detached | 4 | 6 | 14 | \$2,350K | \$2,235K |
| 25 January, 2018 | 103, 741 Sheppard Ave W | Condo | 2 | 2 | 43 | \$494K | \$524K |
| 21 February, 2018 | 42 Artreeva Dr | Detached | 4 | 4 | 82 | \$1,398K | \$1,323K |
| 23 February, 2018 | 35 Bayhampton Crt | Detached | 4 | 3 | 18 | \$1,350K | \$1,300K |
| 24 February, 2018 | 238 Brighton Ave | Detached | 3 | 2 | 39 | \$1,300K | \$1,200K |
| 28 February, 2018 | 71 Hove St | Detached | 4 | 3 | 9 | \$1,000K | \$1,010K |
| | 502, 1030 Sheppard Ave W | Condo | 2 | 2 | 14 | \$550K | \$560K |
| 3 March, 2018 | 48 Artreeva Dr | Detached | 3 | 3 | 2 | \$1,090K | \$1,080K |
| 6 March, 2018 | 224 Overbrook Pl | Semi-Detached | 3 | 2 | 5 | \$700K | \$709K |
| 7 March, 2018 | 202, 1000 Sheppard Ave W | Condo | 1 | 1 | 13 | \$255K | \$268K |
| 16 March, 2018 | 182 Brighton Ave | Detached | 3 | 3 | 122 | \$1,250K | \$1,120K |
| | 502, 872 Sheppard Ave W | Condo | 2 | 2 | 13 | \$598K | \$580K |
| | 703, 920 Sheppard Ave | Condo | 2 | 2 | 7 | \$519K | \$571K |
| 20 March, 2018 | 15 Artreeva Dr | Detached | 4 | 5 | 14 | \$1,600K | \$1,500K |
| | 101 Combe Ave | Detached | 4 | 3 | 18 | \$1,698K | \$1,415K |
| 27 March, 2018 | 52 Artreeva Dr | Detached | 3 | 4 | 49 | \$1,049K | \$1,030K |
| 28 March, 2018 | 410, 872 Sheppard Ave W | Condo | 2 | 2 | 9 | \$510K | \$528K |
| 29 March, 2018 | 252 Maxwell St | Detached | 4 | 3 | 61 | \$1,625K | \$1,565K |